



METZELER 

Wednesday 5th – Saturday 8th August 2015

promoted by
Dundrod & District Motorcycle Club
www.ulstergrandprix.net

PLANT LUBRICATION 

DUNDROD 150



TOTALIS
DUNDROD 150 CHALLENGE
(SUPPORT & NEWCOMERS 1100cc)

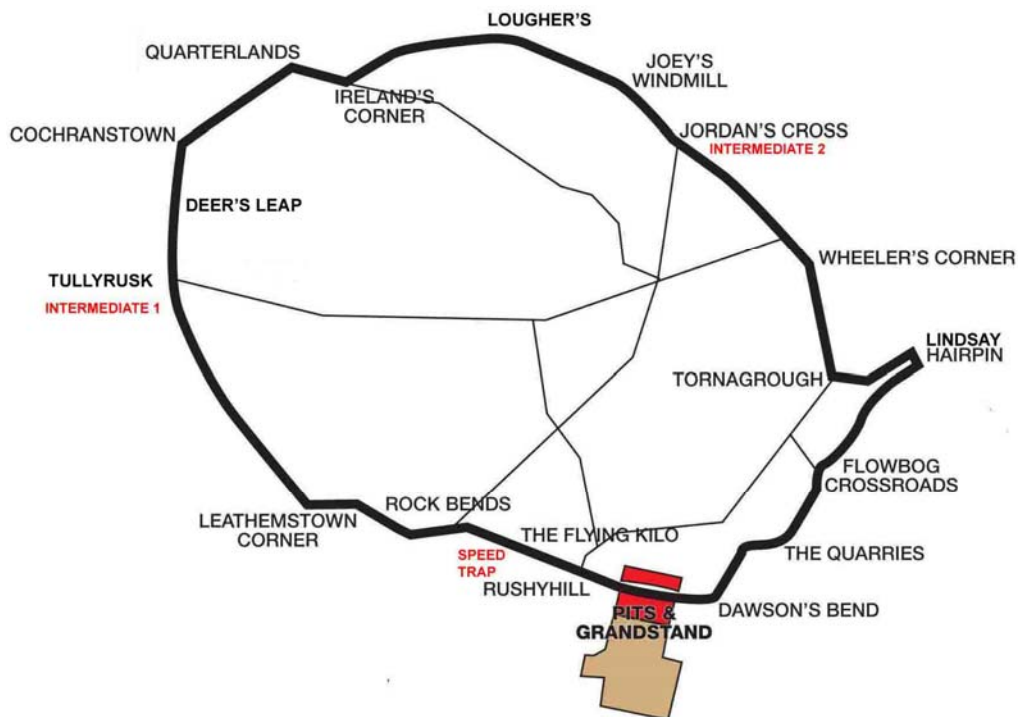
Smart flies
Aer Lingus 



LCCC
Lisburn &
Castlereagh
City Council



Dundrod Circuit 7.4011 miles



LAP RECORDS

Class	Name	Machine	m s	mph	Year
125cc	William Dunlop	Honda	3 55.017	113.370	2009
Moto 3 (250cc 4/s)	Christian Elkin	Honda	4 06.683	108.009	2013
250cc	Darran Lindsay	Honda	3 38.634	121.866	2006
400cc	Jason Griffiths	Yamaha	3 58.43	111.748	2003
Moto 450	Paul Owen	Yamaha	4 36.889	96.226	2011
Supertwin	Ivan Lintin	Kawasaki	3 44.398	118.735	2014
Supersport	Michael Dunlop	Yamaha	3 27.187	128.599	2010
Superstock	Ian Hutchinson	Honda	3 21.599	132.163	2010
Superbike	Bruce Anstey (NZ)	Suzuki	3 18.870	133.977	2010
Challenge Superbike	Peter Hickman	BMW	3 24.303	130.414	2014
National 750cc	Lee Johnston	Honda 600	3 36.269	123.198	2012

MOST WINS at the ULSTER GP

Joey Dunlop	24	1979 - 99	(125 - 2, 250 - 7, 500 - 3, Superbike - 8, F1 - 4)
Ian Lougher	18	1998 - 13	(125 - 4, 250 - 3, Supersport - 3, Superstock - 2, Superbike - 6)
Phillip McCallen	14	1991 - 96	(250 - 6, 400 - 1, Supersport - 3, Superbike - 4)
Guy Martin	11	2006 - 13	(Supersport - 4, Superbike - 7)
Bruce Anstey (NZ)	10	2003 - 14	(Supersport - 3, Prod'n 600 - 1, Superstock - 2, Superbike - 4)
Brian Reid	9	1983 - 92	(250 - 4, 350 - 2, 400 - 1, F2 - 1, Supersport - 1)
Robert Dunlop	9	1990 - 03	(125 - 7, Superbike - 2)
Ryan Farquhar	9	2002 - 12	(400 - 1, Supertwin - 4, Supersport - 2, Superstock - 2)
Stanley Woods	7	1924 - 39	(350 - 1, 500 - 4, Over 600 - 2)
Mike Hailwood	7	1959 - 67	(125 - 1, 250 - 1, 350 - 1, 500 - 4)
Giacomo Agostini (I)	7	1967 - 70	(350 - 4, 500 - 3)
Ray McCullough	7	1971 - 82	(250 - 3, 350 - 4)
Bob Jackson	7	1993 - 97	(SSP - 1, Classic 250 - 3, Classic 500 - 3)
William Dunlop	7	2007 - 13	(125 - 2, 250 - 2, Supersport - 3)
John Surtees	6	1955 - 60	(250 - 1, 350 - 3, 500 - 2)
John Williams	6	1973 - 78	(250 - 1, 350 - 1, 500 - 3, Superbike - 1)
Bill Swallow	6	1994 - 00	(Classic 350 - 3, Classic 500 - 3)
Michael Dunlop	6	2011 - 13	(Supersport - 2, Superstock - 3, Superbike - 1)

MOST WINS at the DUNDROD 150

Joey Dunlop	24	1976 - 94	(125 - 1, 250 - 5, 350 - 2, 500 - 3, Superbike - 13)
Bob Jackson	11	1981 - 98	(250 - 1, Supersport - 2, Superbike - 4, Classic - 4)
Ray McCullough	10	1965 - 82	(250 - 7, 350 - 3)

METZELER ULSTER GRAND PRIX

NATIONAL/CHALLENGE

Dundrod 150 Qualifying


Wednesday, 05 August 2015



Pos	Class	No	Name	Machine / Sponsor	----- Best Lap -----			On	Laps
					Time	Behind	Speed		
Qualifying Classification									
1	NAT	69	Glenn IRWIN	Kawasaki 600 - Gearlink Kawasaki	4:03.806		109.283	5	7
2	NAT	158	Connor BEHAN	Kawasaki 600 - AIR Kawasaki	4:04.355	0.549	109.038	5	7
3	NAT	47	Timothy ELWOOD	Suzuki 600 - Rod Lee Racing	4:06.327	2.521	108.165	7	8
4	NAT	41	Robert KENNEDY	Yamaha 600 - Kennedy Racing	4:08.422	4.616	107.253	3	7
5	NAT	57	Forest DUNN	Kawasaki	4:08.778	4.972	107.099	6	7
6	NAT	78	Dean CAMPBELL	Suzuki 600	4:09.407	5.601	106.829	6	7
7	NAT	27	Robert WILSON	Yamaha 600 - Stoddart Racing	4:12.379	8.573	105.571	6	7
8	NAT	68	James TADMAN	Honda 600	4:13.289	9.483	105.192	5	6
9	NAT	42	Andy LAWSON	Kawasaki 600 - Shirlaw's Motorcycles	4:13.819	10.013	104.972	5	6
10	NAT	44	David MULLIGAN	Yamaha 600	4:14.090	10.284	104.860	4	7
11	NAT	30	Jochem van den HOEK	Yamaha	4:14.731	10.925	104.596	6	7
12	NAT	93	Dominic HERBERTSON	Honda	4:15.852	12.046	104.138	6	7
13	NAT	53	Jonathan HOWARTH	Honda - DTR	4:17.237	13.431	103.577	6	7
14	NAT	25	David MURPHY	Ducati 1199	4:18.070	14.264	103.243	6	7
15	NAT	136	Dennis BOOTH	Yamaha 600	4:18.353	14.547	103.130	4	5
16	NAT	74	Tommy HENRY	Yamaha 600 - NJT Racing	4:18.378	14.572	103.120	5	7
17	NAT	91	Thomas MAXWELL	Honda 600 - Cookstown BE Racing	4:19.112	15.306	102.828	4	7
18	NAT	70	Darryl TWEED	Triumph 675 - Maher Racing	4:20.521	16.715	102.272	5	7
19	NAT	92	Rob LIVESEY	Honda 600	4:21.081	17.275	102.052	4	6
20	NAT	76	Horst SAIGER	Kawasaki - Team ILR	4:22.277	18.471	101.587	5	6
21	NAT	58	Stephen CASEY	Yamaha 600	4:22.518	18.712	101.494	5	7
22	NAT	2	Glenn WALKER	Kawasaki 600	4:23.332	19.526	101.180	4	7
23	NAT	98	Paul OWEN	Honda 250 - Team #98	4:24.618	20.812	100.688	4	4
24	NAT	20	Hubert KALTHUBER	BMW	4:25.308	21.502	100.427	4	5
25	NAT	56	John INGRAM	Kawasaki - Morello Racing	4:26.548	22.742	99.959	4	6
26	NAT	61	Stephen TOBIN	Yamaha 600	4:27.597	23.791	99.567	4	5
27	NAT	63	Steven LYND	Yamaha 600	4:27.812	24.006	99.488	5	7
28	NAT	40	Matthew REES	Kawasaki - GT Superbikes	4:28.305	24.499	99.305	2	4
29	NAT	50	Gavin LUPTON	Honda 600	4:30.120	26.314	98.637	5	7
30	NAT	23	Stephen MORRISON	Kawasaki 400 - Pittlane Bike Services	4:34.151	30.345	97.187	5	6
31	NAT	28	Richard McLOUGHLIN	Honda 600	4:35.370	31.564	96.757	5	6
32	NAT	4	Rodney LITTLE	Yamaha 600	4:35.950	32.144	96.554	6	7
33	NAT	9	George SCOTT	Honda 600	4:36.339	32.533	96.418	5	6
34	NAT	39	Dan HARRISON	Kawasaki 650 - Ice Valley by Motorsave Trade	4:37.613	33.807	95.975	3	6
35	NAT	1	Steven CLARKE	Yamaha 600	4:38.701	34.895	95.601	6	6
36	NAT	51	David HOLLAND	Yamaha 600	4:39.333	35.527	95.384	5	6
37	NAT	77	Daniel ANNETT	Suzuki 650 - BikeBitsNI Racing	4:40.219	36.413	95.083	6	6
38	NAT	60	Vincent BRETT	Suzuki 650	4:42.271	38.465	94.391	5	5
39	NAT	52	Jordan McFERRAN	Suzuki 650 - Darren Gilpin Racing	4:42.695	38.889	94.250	6	6
40	NAT	64	Paul McCREA	Yamaha 600	4:43.274	39.468	94.057	5	6
41	NAT	59	Anthony AMBLER	Suzuki 650 - Chris Ambler Race Fab	4:44.702	40.896	93.585	5	6
42	NAT	5	Paul FALLON	Yamaha 600	4:44.943	41.137	93.506	4	6
43	NAT	73	Trevor MATTHEWSON	Suzuki 750 - Strangford Holiday Park	4:45.520	41.714	93.317	5	6
44	NAT	22	Derek WILKIE	Triumph 675	4:45.841	42.035	93.213	3	4
45	NAT	26	Peter MAGOWAN	Honda 1000	4:45.983	42.177	93.166	3	4
46	NAT	79	Veronika HANKOCYOVA	Kawasaki 650 - R T & E Racing	4:48.238	44.432	92.437	5	6
47	NAT	19	Dave WALSH	Suzuki 650 - DRW Racing	4:48.382	44.576	92.391	5	6
48	NAT	86	Patricia FERNANDEZ	Yamaha 600 - Magic Bullet Racing	4:50.070	46.264	91.854	5	6
49	NAT	16	Adrian LOGUE	Suzuki 750	4:50.738	46.932	91.643	3	4
50	NAT	37	Sid ADAIR	Triumph 675	4:50.813	47.007	91.619	5	6
51	NAT	54	Johnny McCAY	Suzuki 600	4:51.973	48.167	91.255	5	6
52	NAT	34	Yvonne MONTGOMERY	Suzuki 600	4:53.868	50.062	90.666	4	5
53	NAT	12	Stephen WILSON	Suzuki 750 - Team Miserable	4:57.841	54.035	89.457	4	6
54	NAT	32	Aaron BOYD	Kawasaki 400 - Team Miserable	4:59.175	55.369	89.058	5	6
55	NAT	62	Ben MULLANE	Suzuki 650 - Puzzles Racing	4:59.545	55.739	88.948	4	6
56	NAT	18	Stephen BEATTIE	Triumph 675	5:00.142	56.336	88.771	5	6
57	NAT	33	Alan JOHNSTON	Kawasaki 400	5:00.326	56.520	88.717	3	6
58	NAT	67	Gavin BROWN	Honda 600	5:01.862	58.056	88.265	5	5
59	NAT	90	Karl FRERE	Suzuki 600 - FM Racing	5:02.274	58.468	88.145	3	4
60	NAT	94	Sarah BOYES	Yamaha 600	5:03.408	59.602	87.816	4	6
61	NAT	7	Stephen DAVISON	Kawasaki 650	5:03.702	59.896	87.731	5	5
62	NAT	43	Marie HODGSON	Yamaha 600	5:04.855	1:01.049	87.399	5	6
63	NAT	24	Bryan HARDING	Honda 250	5:05.288	1:01.482	87.275	2	5

Provisional result to be confirmed by the Stewards of the Meeting subject to completion of technical inspections & the time limit for protests

Page 1 / 2

Circuit	Dundrod	Signed		Organising Club	Dundrod & District MCC
Length(miles)	7.4011	Lap 1 (7.2763)	Chief Timekeeper	Qualifying Started	14:45
Weather	Rain	Issued At:	15:34		
Track	Wet				



METZELER ULSTER GRAND PRIX

NATIONAL/CHALLENGE

Dundrod 150 Qualifying


Wednesday, 05 August 2015



Pos	Class	No	Name	Machine / Sponsor	----- Best Lap -----			On	Laps
					Time	Behind	Speed		
Qualifying Classification									
64	NAT	48	Cathal PHELAN	Suzuki 650	5:05.405	1:01.599	87.241	5	6
65	NAT	80	Thomas MOLLOY	Suzuki 650 - Gem Workshop	5:06.493	1:02.687	86.932	5	6
66	NAT	88	Dave MOFFITT	Suzuki 650 - JHS Racing	5:11.250	1:07.444	85.603	2	3
67	NAT	35	John HORGAN	Suzuki 650	5:14.274	1:10.468	84.779	4	5
68	NAT	72	Donnchadh HEALY	Suzuki 650	5:20.193	1:16.387	83.212	2	5
69	NAT	11	Ross DUNSTAN	Kawasaki 600	5:25.835	1:22.029	81.771	2	3
70	NAT	10	Nigel McAULEY	Yamaha 600	5:30.582	1:26.776	80.597	3	3
71	NAT	38	James KELLY	Yamaha 600 - Lift West	6:30.238	2:26.432	68.276	1	1
72	NAT	29	John BYRNE	Suzuki 650	7:20.456	3:16.650	60.492	1	1

Provisional result to be confirmed by the Stewards of the Meeting subject to completion of technical inspections & the time limit for protests

Page 2 / 2

Circuit	Dundrod	Signed		Organising Club	Dundrod & District MCC
Length(miles)	7.4011 Lap 1 (7.2763)	Chief Timekeeper		Qualifying Started	14:45
Weather	Rain	Issued At:	15:34		
Track	Wet				



METZELER ULSTER GRAND PRIX

NATIONAL/CHALLENGE

Dundrod 150 Qualifying

Wednesday, 05 August 2015

DETAILED RESULT

National Support & Newcomers 750cc



Qualifying Classification

Position

1 69 Glenn IRWIN

NAT Behind
Best Time **4:03.806** Best Speed **109.283** On **5** Gp

Lap	Elapsed Time	Lap Time	Lap Speed
1	5:07.078	5:07.078	85.303
2	11:24.786	6:17.708	70.541
3	15:40.834	4:16.048	104.058
4	19:50.215	4:09.381	106.840
5	23:54.021	4:03.806	109.283
6	28:03.662	4:09.641	106.729
7	32:48.366	4:44.704	93.585

2 158 Connor BEHAN

NAT Behind **0.549**
Best Time **4:04.355** Best Speed **109.038** On **5** Gp

Lap	Elapsed Time	Lap Time	Lap Speed
1	6:22.332	6:22.332	68.513
2	10:42.078	4:19.746	102.577
3	14:57.734	4:15.656	104.218
4	19:04.364	4:06.630	108.032
5	23:08.719	4:04.355	109.038
6	27:21.292	4:12.573	105.490
7	31:46.055	4:24.763	100.633

3 47 Timothy ELWOOD

NAT Behind **2.521**
Best Time **4:06.327** Best Speed **108.165** On **7** Gp

Lap	Elapsed Time	Lap Time	Lap Speed
1	5:09.628	5:09.628	84.600
2	9:25.254	4:15.626	104.230
3	13:41.915	4:16.661	103.810
4	17:59.273	4:17.358	103.529
5	22:16.530	4:17.257	103.569
6	26:24.653	4:08.123	107.382
7	30:30.980	4:06.327	108.165
8	37:07.998	6:37.018	67.110

National Support & Newcomers 750cc

Qualifying Classification

Position

4 41 Robert KENNEDY

NAT Behind **4.616**
Best Time **4:08.422** Best Speed **107.253** On **3** Gp

Lap	Elapsed Time	Lap Time	Lap Speed
1	5:33.623	5:33.623	78.516
2	9:44.515	4:10.892	106.197
3	13:52.937	4:08.422	107.253
4	18:06.278	4:13.341	105.170
5	22:33.119	4:26.841	99.850
6	29:25.895	6:52.776	64.548
7	35:26.642	6:00.747	73.858

5 57 Forest DUNN

NAT Behind **4.972**
Best Time **4:08.778** Best Speed **107.099** On **6** Gp

Lap	Elapsed Time	Lap Time	Lap Speed
1	5:04.843	5:04.843	85.928
2	9:24.820	4:19.977	102.486
3	13:41.395	4:16.575	103.845
4	18:03.566	4:22.171	101.628
5	25:32.177	7:28.611	59.392
6	29:40.955	4:08.778	107.099
7	35:34.734	5:53.779	75.312

6 78 Dean CAMPBELL

NAT Behind **5.601**
Best Time **4:09.407** Best Speed **106.829** On **6** Gp

Lap	Elapsed Time	Lap Time	Lap Speed
1	5:08.215	5:08.215	84.988
2	9:27.749	4:19.534	102.661
3	13:42.793	4:15.044	104.468
4	18:04.968	4:22.175	101.627
5	23:51.754	5:46.786	76.831
6	28:01.161	4:09.407	106.829
7	32:47.221	4:46.060	93.141

METZELER ULSTER GRAND PRIX

NATIONAL/CHALLENGE

Dundrod 150 Qualifying

Wednesday, 05 August 2015

DETAILED RESULT

National Support & Newcomers 750cc



Qualifying Classification

Position

7 27 Robert WILSON

NAT Behind 8.573

Best Time 4:12.379 Best Speed 105.571 On 6 Gp

Lap	Elapsed Time	Lap Time	Lap Speed
1	7:19.072	7:19.072	59.659
2	11:58.542	4:39.470	95.337
3	16:28.471	4:29.929	98.707
4	20:50.570	4:22.099	101.656
5	25:09.090	4:18.520	103.063
6	29:21.469	4:12.379	105.571
7	35:25.205	6:03.736	73.251

8 68 James TADMAN

NAT Behind 9.483

Best Time 4:13.289 Best Speed 105.192 On 5 Gp

Lap	Elapsed Time	Lap Time	Lap Speed
1	6:39.202	6:39.202	65.618
2	11:15.915	4:36.713	96.287
3	15:40.631	4:24.716	100.651
4	19:55.842	4:15.211	104.400
5	24:09.131	4:13.289	105.192
6	28:24.580	4:15.449	104.302

9 42 Andy LAWSON

NAT Behind 10.013

Best Time 4:13.819 Best Speed 104.972 On 5 Gp

Lap	Elapsed Time	Lap Time	Lap Speed
1	5:09.456	5:09.456	84.648
2	9:26.297	4:16.841	103.737
3	13:43.168	4:16.871	103.725
4	17:59.668	4:16.500	103.875
5	22:13.487	4:13.819	104.972
6	26:35.175	4:21.688	101.816

10 44 David MULLIGAN

NAT Behind 10.284

Best Time 4:14.090 Best Speed 104.860 On 4 Gp

Lap	Elapsed Time	Lap Time	Lap Speed
1	5:32.645	5:32.645	78.747
2	9:56.071	4:23.426	101.144
3	14:11.744	4:15.673	104.211
4	18:25.834	4:14.090	104.860
5	22:50.864	4:25.030	100.532
6	27:10.556	4:19.692	102.598
7	31:37.467	4:26.911	99.823

National Support & Newcomers 750cc

Qualifying Classification

Position

11 30 Jochem van den HOEK

NAT Behind 10.925

Best Time 4:14.731 Best Speed 104.596 On 6 Gp

Lap	Elapsed Time	Lap Time	Lap Speed
1	6:52.379	6:52.379	63.521
2	11:34.015	4:41.636	94.604
3	16:09.700	4:35.685	96.646
4	20:39.084	4:29.384	98.907
5	24:56.099	4:17.015	103.667
6	29:10.830	4:14.731	104.596
7	35:11.185	6:00.355	73.938

12 93 Dominic HERBERTSON

NAT Behind 12.046

Best Time 4:15.852 Best Speed 104.138 On 6 Gp

Lap	Elapsed Time	Lap Time	Lap Speed
1	6:25.141	6:25.141	68.013
2	11:06.521	4:41.380	94.690
3	15:31.490	4:24.969	100.555
4	19:52.202	4:20.712	102.197
5	24:11.540	4:19.338	102.738
6	28:27.392	4:15.852	104.138
7	35:32.395	7:05.003	62.691

13 53 Jonathan HOWARTH

NAT Behind 13.431

Best Time 4:17.237 Best Speed 103.577 On 6 Gp

Lap	Elapsed Time	Lap Time	Lap Speed
1	8:20.139	8:20.139	52.375
2	12:45.079	4:24.940	100.566
3	17:14.454	4:29.375	98.910
4	21:38.378	4:23.924	100.953
5	25:58.667	4:20.289	102.363
6	30:15.904	4:17.237	103.577
7	37:15.104	6:59.200	63.559



METZELER ULSTER GRAND PRIX

NATIONAL/CHALLENGE

Dundrod 150 Qualifying

Wednesday, 05 August 2015

DETAILED RESULT

National Support & Newcomers 750cc



Qualifying Classification

Position

14 25 David MURPHY

NAT Behind 14.264

Best Time 4:18.070 Best Speed 103.243 On 6 Gp

Lap	Elapsed Time	Lap Time	Lap Speed
1	6:43.991	6:43.991	64.840
2	11:18.844	4:34.853	96.939
3	15:43.103	4:24.259	100.825
4	20:01.483	4:18.380	103.119
5	24:21.323	4:19.840	102.540
6	28:39.393	4:18.070	103.243
7	34:22.404	5:43.011	77.677

15 136 Dennis BOOTH

NAT Behind 14.547

Best Time 4:18.353 Best Speed 103.130 On 4 Gp

Lap	Elapsed Time	Lap Time	Lap Speed
1	6:49.965	6:49.965	63.895
2	11:32.009	4:42.044	94.467
3	16:04.023	4:32.014	97.951
4	20:22.376	4:18.353	103.130
5	24:45.480	4:23.104	101.268

16 74 Tommy HENRY

NAT Behind 14.572

Best Time 4:18.378 Best Speed 103.120 On 5 Gp

Lap	Elapsed Time	Lap Time	Lap Speed
1	6:06.866	6:06.866	71.401
2	10:38.086	4:31.220	98.237
3	15:06.461	4:28.375	99.279
4	19:29.700	4:23.239	101.216
5	23:48.078	4:18.378	103.120
6	28:10.036	4:21.958	101.711
7	33:14.304	5:04.268	87.567

17 91 Thomas MAXWELL

NAT Behind 15.306

Best Time 4:19.112 Best Speed 102.828 On 4 Gp

Lap	Elapsed Time	Lap Time	Lap Speed
1	5:09.568	5:09.568	84.617
2	9:34.763	4:25.195	100.469
3	14:02.774	4:28.011	99.414
4	18:21.886	4:19.112	102.828
5	22:52.882	4:30.996	98.319
6	27:20.282	4:27.400	99.641
7	32:00.338	4:40.056	95.138

National Support & Newcomers 750cc

Qualifying Classification

Position

18 70 Darryl TWEED

NAT Behind 16.715

Best Time 4:20.521 Best Speed 102.272 On 5 Gp

Lap	Elapsed Time	Lap Time	Lap Speed
1	6:04.887	6:04.887	71.788
2	10:31.796	4:26.909	99.824
3	14:58.421	4:26.625	99.930
4	19:23.423	4:25.002	100.542
5	23:43.944	4:20.521	102.272
6	28:07.119	4:23.175	101.240
7	33:16.620	5:09.501	86.087

19 92 Rob LIVESEY

NAT Behind 17.275

Best Time 4:21.081 Best Speed 102.052 On 4 Gp

Lap	Elapsed Time	Lap Time	Lap Speed
1	6:15.269	6:15.269	69.802
2	10:52.867	4:37.598	95.980
3	15:17.321	4:24.454	100.751
4	19:38.402	4:21.081	102.052
5	24:00.413	4:22.011	101.690
6	28:25.956	4:25.543	100.338

20 76 Horst SAIGER

NAT Behind 18.471

Best Time 4:22.277 Best Speed 101.587 On 5 Gp

Lap	Elapsed Time	Lap Time	Lap Speed
1	9:22.374	9:22.374	46.579
2	14:05.642	4:43.268	94.059
3	18:29.398	4:23.756	101.017
4	22:58.351	4:28.953	99.065
5	27:20.628	4:22.277	101.587
6	31:59.717	4:39.089	95.468

21 58 Stephen CASEY

NAT Behind 18.712

Best Time 4:22.518 Best Speed 101.494 On 5 Gp

Lap	Elapsed Time	Lap Time	Lap Speed
1	6:01.691	6:01.691	72.423
2	10:31.664	4:29.973	98.691
3	14:59.553	4:27.889	99.459
4	19:23.573	4:24.020	100.916
5	23:46.091	4:22.518	101.494
6	28:08.849	4:22.758	101.401
7	33:21.841	5:12.992	85.127



METZELER ULSTER GRAND PRIX

NATIONAL/CHALLENGE

Dundrod 150 Qualifying

Wednesday, 05 August 2015

DETAILED RESULT

National Support & Newcomers 750cc



Qualifying Classification

Position

22 2 Glenn WALKER

NAT Behind 19.526

Best Time 4:23.332 Best Speed 101.180 On 4 Gp

Lap	Elapsed Time	Lap Time	Lap Speed
1	6:12.958	6:12.958	70.235
2	10:41.879	4:28.921	99.077
3	15:06.771	4:24.892	100.584
4	19:30.103	4:23.332	101.180
5	24:19.063	4:48.960	92.206
6	30:29.635	6:10.572	71.900
7	36:50.381	6:20.746	69.978

23 98 Paul OWEN

NAT Behind 20.812

Best Time 4:24.618 Best Speed 100.688 On 4 Gp

Lap	Elapsed Time	Lap Time	Lap Speed
1	6:40.127	6:40.127	65.466
2	11:17.148	4:37.021	96.180
3	15:43.717	4:26.569	99.951
4	20:08.335	4:24.618	100.688

24 20 Hubert KALTHUBER

NAT Behind 21.502

Best Time 4:25.308 Best Speed 100.427 On 4 Gp

Lap	Elapsed Time	Lap Time	Lap Speed
1	13:50.663	13:50.663	31.535
2	18:20.233	4:29.570	98.839
3	22:52.313	4:32.080	97.927
4	27:17.621	4:25.308	100.427
5	31:57.188	4:39.567	95.304

25 56 John INGRAM

NAT Behind 22.742

Best Time 4:26.548 Best Speed 99.959 On 4 Gp

Lap	Elapsed Time	Lap Time	Lap Speed
1	5:22.674	5:22.674	81.180
2	9:59.671	4:36.997	96.189
3	14:28.555	4:28.884	99.091
4	18:55.103	4:26.548	99.959
5	23:23.628	4:28.525	99.223
6	32:45.392	9:21.764	47.429

National Support & Newcomers 750cc

Qualifying Classification

Position

26 61 Stephen TOBIN

NAT Behind 23.791

Best Time 4:27.597 Best Speed 99.567 On 4 Gp

Lap	Elapsed Time	Lap Time	Lap Speed
1	13:38.706	13:38.706	31.995
2	18:13.680	4:34.974	96.896
3	22:51.585	4:37.905	95.874
4	27:19.182	4:27.597	99.567
5	32:04.484	4:45.302	93.389

27 63 Steven LYND

NAT Behind 24.006

Best Time 4:27.812 Best Speed 99.488 On 5 Gp

Lap	Elapsed Time	Lap Time	Lap Speed
1	6:48.890	6:48.890	64.063
2	11:32.303	4:43.413	94.011
3	16:09.776	4:37.473	96.024
4	21:49.622	5:39.846	78.400
5	26:17.434	4:27.812	99.488
6	30:45.920	4:28.486	99.238
7	37:24.253	6:38.333	66.889

28 40 Matthew REES

NAT Behind 24.499

Best Time 4:28.305 Best Speed 99.305 On 2 Gp

Lap	Elapsed Time	Lap Time	Lap Speed
1	6:21.828	6:21.828	68.603
2	10:50.133	4:28.305	99.305
3	15:32.454	4:42.321	94.375
4	29:44.385	14:11.931	31.275

29 50 Gavin LUPTON

NAT Behind 26.314

Best Time 4:30.120 Best Speed 98.637 On 5 Gp

Lap	Elapsed Time	Lap Time	Lap Speed
1	7:18.504	7:18.504	59.736
2	12:00.532	4:42.028	94.473
3	16:37.087	4:36.555	96.342
4	21:13.805	4:36.718	96.286
5	25:43.925	4:30.120	98.637
6	30:15.715	4:31.790	98.031
7	36:45.044	6:29.329	68.436



METZELER ULSTER GRAND PRIX

NATIONAL/CHALLENGE

Dundrod 150 Qualifying

Wednesday, 05 August 2015

DETAILED RESULT

National Support & Newcomers 750cc



Qualifying Classification

Position

30 23 Stephen MORRISON

NAT Behind 30.345

Best Time 4:34.151 Best Speed 97.187 On 5 Gp

Lap	Elapsed Time	Lap Time	Lap Speed
1	11:19.927	11:19.927	38.526
2	16:04.603	4:44.676	93.594
3	20:46.542	4:41.939	94.503
4	25:27.279	4:40.737	94.907
5	30:01.430	4:34.151	97.187
6	37:06.405	7:04.975	62.695

31 28 Richard McLOUGHLIN

NAT Behind 31.564

Best Time 4:35.370 Best Speed 96.757 On 5 Gp

Lap	Elapsed Time	Lap Time	Lap Speed
1	8:30.635	8:30.635	51.298
2	13:12.778	4:42.143	94.434
3	17:48.706	4:35.928	96.561
4	22:27.489	4:38.783	95.572
5	27:02.859	4:35.370	96.757
6	31:56.561	4:53.702	90.718

32 4 Rodney LITTLE

NAT Behind 32.144

Best Time 4:35.950 Best Speed 96.554 On 6 Gp

Lap	Elapsed Time	Lap Time	Lap Speed
1	6:06.639	6:06.639	71.445
2	11:07.826	5:01.187	88.463
3	16:00.389	4:52.563	91.071
4	20:45.913	4:45.524	93.316
5	25:25.124	4:39.211	95.426
6	30:01.074	4:35.950	96.554
7	36:31.461	6:30.387	68.250

33 9 George SCOTT

NAT Behind 32.533

Best Time 4:36.339 Best Speed 96.418 On 5 Gp

Lap	Elapsed Time	Lap Time	Lap Speed
1	6:39.158	6:39.158	65.625
2	11:31.045	4:51.887	91.282
3	16:14.754	4:43.709	93.913
4	20:54.724	4:39.970	95.167
5	25:31.063	4:36.339	96.418
6	30:10.666	4:39.603	95.292

Qualifying Classification

Position

34 39 Dan HARRISON

NAT Behind 33.807

Best Time 4:37.613 Best Speed 95.975 On 3 Gp

Lap	Elapsed Time	Lap Time	Lap Speed
1	6:29.064	6:29.064	67.327
2	11:10.373	4:41.309	94.714
3	15:47.986	4:37.613	95.975
4	20:36.229	4:48.243	92.436
5	27:43.251	7:07.022	62.395
6	32:59.501	5:16.250	84.250

35 1 Steven CLARKE

NAT Behind 34.895

Best Time 4:38.701 Best Speed 95.601 On 6 Gp

Lap	Elapsed Time	Lap Time	Lap Speed
1	7:01.941	7:01.941	62.081
2	12:00.370	4:58.429	89.281
3	16:50.240	4:49.870	91.917
4	21:37.437	4:47.197	92.772
5	26:18.719	4:41.282	94.723
6	30:57.420	4:38.701	95.601

36 51 David HOLLAND

NAT Behind 35.527

Best Time 4:39.333 Best Speed 95.384 On 5 Gp

Lap	Elapsed Time	Lap Time	Lap Speed
1	6:07.874	6:07.874	71.206
2	11:02.124	4:54.250	90.549
3	16:32.650	5:30.526	80.611
4	21:15.218	4:42.568	94.292
5	25:54.551	4:39.333	95.384
6	31:13.019	5:18.468	83.663

37 77 Daniel ANNETT

NAT Behind 36.413

Best Time 4:40.219 Best Speed 95.083 On 6 Gp

Lap	Elapsed Time	Lap Time	Lap Speed
1	6:41.305	6:41.305	65.274
2	11:40.873	4:59.568	88.941
3	16:36.252	4:55.379	90.203
4	21:24.539	4:48.287	92.422
5	26:12.422	4:47.883	92.551
6	30:52.641	4:40.219	95.083



METZELER ULSTER GRAND PRIX

NATIONAL/CHALLENGE

Dundrod 150 Qualifying

Wednesday, 05 August 2015

DETAILED RESULT

National Support & Newcomers 750cc



Qualifying Classification

Position

38 60 Vincent BRETT

NAT Behind 38.465

Best Time 4:42.271 Best Speed 94.391 On 5 Gp

Lap	Elapsed Time	Lap Time	Lap Speed
1	6:17.699	6:17.699	69.353
2	11:09.443	4:51.744	91.327
3	16:00.502	4:51.059	91.541
4	20:46.324	4:45.822	93.219
5	25:28.595	4:42.271	94.391

39 52 Jordan McFERRAN

NAT Behind 38.889

Best Time 4:42.695 Best Speed 94.250 On 6 Gp

Lap	Elapsed Time	Lap Time	Lap Speed
1	6:44.897	6:44.897	64.695
2	11:43.753	4:58.856	89.153
3	16:36.482	4:52.729	91.019
4	21:25.019	4:48.537	92.342
5	26:10.410	4:45.391	93.359
6	30:53.105	4:42.695	94.250

40 64 Paul McCREA

NAT Behind 39.468

Best Time 4:43.274 Best Speed 94.057 On 5 Gp

Lap	Elapsed Time	Lap Time	Lap Speed
1	10:20.286	10:20.286	42.230
2	15:08.705	4:48.419	92.379
3	19:58.012	4:49.307	92.096
4	24:48.071	4:50.059	91.857
5	29:31.345	4:43.274	94.057
6	37:15.341	7:43.996	57.423

41 59 Anthony AMBLER

NAT Behind 40.896

Best Time 4:44.702 Best Speed 93.585 On 5 Gp

Lap	Elapsed Time	Lap Time	Lap Speed
1	6:52.564	6:52.564	63.492
2	12:02.523	5:09.959	85.960
3	17:04.779	5:02.256	88.150
4	21:57.946	4:53.167	90.883
5	26:42.648	4:44.702	93.585
6	31:59.056	5:16.408	84.208

National Support & Newcomers 750cc

Qualifying Classification

Position

42 5 Paul FALLON

NAT Behind 41.137

Best Time 4:44.943 Best Speed 93.506 On 4 Gp

Lap	Elapsed Time	Lap Time	Lap Speed
1	7:12.252	7:12.252	60.600
2	12:15.993	5:03.741	87.719
3	17:08.693	4:52.700	91.028
4	21:53.636	4:44.943	93.506
5	26:40.984	4:47.348	92.724
6	31:41.434	5:00.450	88.680

43 73 Trevor MATTHEWSON

NAT Behind 41.714

Best Time 4:45.520 Best Speed 93.317 On 5 Gp

Lap	Elapsed Time	Lap Time	Lap Speed
1	6:21.674	6:21.674	68.631
2	11:31.866	5:10.192	85.895
3	16:31.149	4:59.283	89.026
4	21:23.383	4:52.234	91.173
5	26:08.903	4:45.520	93.317
6	30:55.752	4:46.849	92.885

44 22 Derek WILKIE

NAT Behind 42.035

Best Time 4:45.841 Best Speed 93.213 On 3 Gp

Lap	Elapsed Time	Lap Time	Lap Speed
1	6:26.525	6:26.525	67.770
2	11:18.261	4:51.736	91.329
3	16:04.102	4:45.841	93.213
4	20:52.860	4:48.758	92.271

45 26 Peter MAGOWAN

NAT Behind 42.177

Best Time 4:45.983 Best Speed 93.166 On 3 Gp

Lap	Elapsed Time	Lap Time	Lap Speed
1	6:31.424	6:31.424	66.921
2	11:23.563	4:52.139	91.203
3	16:09.546	4:45.983	93.166
4	20:58.673	4:49.127	92.153

METZELER ULSTER GRAND PRIX

NATIONAL/CHALLENGE

Dundrod 150 Qualifying

Wednesday, 05 August 2015

DETAILED RESULT

National Support & Newcomers 750cc



Qualifying Classification

Position

46 79 Veronika HANKOCYOVA

NAT Behind 44.432

Best Time 4:48.238 Best Speed 92.437 On 5 Gp

Lap	Elapsed Time	Lap Time	Lap Speed
1	7:40.158	7:40.158	56.925
2	14:27.593	6:47.435	65.394
3	19:27.600	5:00.007	88.811
4	24:20.871	4:53.271	90.851
5	29:09.109	4:48.238	92.437
6	35:28.623	6:19.514	70.205

47 19 Dave WALSH

NAT Behind 44.576

Best Time 4:48.382 Best Speed 92.391 On 5 Gp

Lap	Elapsed Time	Lap Time	Lap Speed
1	6:38.908	6:38.908	65.666
2	11:43.540	5:04.632	87.463
3	16:44.192	5:00.652	88.621
4	21:38.532	4:54.340	90.521
5	26:26.914	4:48.382	92.391
6	31:18.150	4:51.236	91.486

48 86 Patricia FERNANDEZ

NAT Behind 46.264

Best Time 4:50.070 Best Speed 91.854 On 5 Gp

Lap	Elapsed Time	Lap Time	Lap Speed
1	6:14.450	6:14.450	69.955
2	13:15.944	7:01.494	63.213
3	18:07.950	4:52.006	91.245
4	23:00.080	4:52.130	91.206
5	27:50.150	4:50.070	91.854
6	33:17.683	5:27.533	81.347

49 16 Adrian LOGUE

NAT Behind 46.932

Best Time 4:50.738 Best Speed 91.643 On 3 Gp

Lap	Elapsed Time	Lap Time	Lap Speed
1	18:46.292	18:46.292	23.257
2	23:40.474	4:54.182	90.570
3	28:31.212	4:50.738	91.643
4	34:20.202	5:48.990	76.346

National Support & Newcomers 750cc

Qualifying Classification

Position

50 37 Sid ADAIR

NAT Behind 47.007

Best Time 4:50.813 Best Speed 91.619 On 5 Gp

Lap	Elapsed Time	Lap Time	Lap Speed
1	6:44.756	6:44.756	64.717
2	11:58.227	5:13.471	84.997
3	17:08.247	5:10.020	85.943
4	22:03.463	4:55.216	90.252
5	26:54.276	4:50.813	91.619
6	32:00.932	5:06.656	86.886

51 54 Johnny McCAY

NAT Behind 48.167

Best Time 4:51.973 Best Speed 91.255 On 5 Gp

Lap	Elapsed Time	Lap Time	Lap Speed
1	6:57.985	6:57.985	62.669
2	12:18.751	5:20.766	83.064
3	17:25.558	5:06.807	86.843
4	22:19.839	4:54.281	90.539
5	27:11.812	4:51.973	91.255
6	32:15.101	5:03.289	87.850

52 34 Yvonne MONTGOMERY

NAT Behind 50.062

Best Time 4:53.868 Best Speed 90.666 On 4 Gp

Lap	Elapsed Time	Lap Time	Lap Speed
1	6:24.316	6:24.316	68.159
2	11:28.318	5:04.002	87.644
3	16:29.272	5:00.954	88.532
4	21:23.140	4:53.868	90.666
5	26:33.242	5:10.102	85.920

53 12 Stephen WILSON

NAT Behind 54.035

Best Time 4:57.841 Best Speed 89.457 On 4 Gp

Lap	Elapsed Time	Lap Time	Lap Speed
1	7:32.289	7:32.289	57.916
2	12:58.827	5:26.538	81.595
3	18:06.028	5:07.201	86.731
4	23:03.869	4:57.841	89.457
5	28:03.494	4:59.625	88.924
6	33:55.070	5:51.576	75.784

METZELER ULSTER GRAND PRIX

NATIONAL/CHALLENGE

Dundrod 150 Qualifying

Wednesday, 05 August 2015

DETAILED RESULT

National Support & Newcomers 750cc



Qualifying Classification

Position

54 32 Aaron BOYD

NAT Behind 55.369

Best Time 4:59.175 Best Speed 89.058 On 5 Gp

Lap	Elapsed Time	Lap Time	Lap Speed
1	7:18.554	7:18.554	59.730
2	12:22.815	5:04.261	87.569
3	17:34.265	5:11.450	85.548
4	22:38.595	5:04.330	87.550
5	27:37.770	4:59.175	89.058
6	33:11.202	5:33.432	79.908

55 62 Ben MULLANE

NAT Behind 55.739

Best Time 4:59.545 Best Speed 88.948 On 4 Gp

Lap	Elapsed Time	Lap Time	Lap Speed
1	6:28.977	6:28.977	67.342
2	11:34.091	5:05.114	87.325
3	16:37.645	5:03.554	87.773
4	21:37.190	4:59.545	88.948
5	26:40.661	5:03.471	87.797
6	31:52.336	5:11.675	85.486

56 18 Stephen BEATTIE

NAT Behind 56.336

Best Time 5:00.142 Best Speed 88.771 On 5 Gp

Lap	Elapsed Time	Lap Time	Lap Speed
1	6:26.046	6:26.046	67.854
2	11:42.799	5:16.753	84.116
3	16:50.072	5:07.273	86.711
4	21:53.359	5:03.287	87.851
5	26:53.501	5:00.142	88.771
6	32:02.632	5:09.131	86.190

57 33 Alan JOHNSTON

NAT Behind 56.520

Best Time 5:00.326 Best Speed 88.717 On 3 Gp

Lap	Elapsed Time	Lap Time	Lap Speed
1	7:32.773	7:32.773	57.854
2	12:47.279	5:14.506	84.717
3	17:47.605	5:00.326	88.717
4	22:54.273	5:06.668	86.882
5	27:55.788	5:01.515	88.367
6	33:50.970	5:55.182	75.015

National Support & Newcomers 750cc

Qualifying Classification

Position

58 67 Gavin BROWN

NAT Behind 58.056

Best Time 5:01.862 Best Speed 88.265 On 5 Gp

Lap	Elapsed Time	Lap Time	Lap Speed
1	6:12.979	6:12.979	70.231
2	11:21.175	5:08.196	86.451
3	17:44.683	6:23.508	69.474
4	22:47.042	5:02.359	88.120
5	27:48.904	5:01.862	88.265

59 90 Karl FRERE

NAT Behind 58.468

Best Time 5:02.274 Best Speed 88.145 On 3 Gp

Lap	Elapsed Time	Lap Time	Lap Speed
1	9:13.839	9:13.839	47.297
2	22:58.665	13:44.826	32.303
3	28:00.939	5:02.274	88.145
4	33:56.758	5:55.819	74.881

60 94 Sarah BOYES

NAT Behind 59.602

Best Time 5:03.408 Best Speed 87.816 On 4 Gp

Lap	Elapsed Time	Lap Time	Lap Speed
1	7:33.313	7:33.313	57.785
2	12:38.491	5:05.178	87.306
3	17:43.388	5:04.897	87.387
4	22:46.796	5:03.408	87.816
5	27:51.852	5:05.056	87.341
6	33:19.748	5:27.896	81.257

61 7 Stephen DAVISON

NAT Behind 59.896

Best Time 5:03.702 Best Speed 87.731 On 5 Gp

Lap	Elapsed Time	Lap Time	Lap Speed
1	7:42.986	7:42.986	56.578
2	13:01.884	5:18.898	83.550
3	18:10.839	5:08.955	86.239
4	23:19.201	5:08.362	86.405
5	28:22.903	5:03.702	87.731



METZELER ULSTER GRAND PRIX

NATIONAL/CHALLENGE

Dundrod 150 Qualifying

Wednesday, 05 August 2015

DETAILED RESULT

National Support & Newcomers 750cc



Qualifying Classification

Position

62 43 Marie HODGSON

NAT Behind 1:01.049

Best Time 5:04.855 Best Speed 87.399 On 5 Gp

Lap	Elapsed Time	Lap Time	Lap Speed
1	6:43.963	6:43.963	64.844
2	11:57.861	5:13.898	84.881
3	17:09.463	5:11.602	85.506
4	22:15.368	5:05.905	87.099
5	27:20.223	5:04.855	87.399
6	32:50.100	5:29.877	80.769

63 24 Bryan HARDING

NAT Behind 1:01.482

Best Time 5:05.288 Best Speed 87.275 On 2 Gp

Lap	Elapsed Time	Lap Time	Lap Speed
1	7:16.653	7:16.653	59.990
2	12:21.941	5:05.288	87.275
3	17:37.357	5:15.416	84.472
4	22:46.398	5:09.041	86.215
5	28:05.381	5:18.983	83.528

64 48 Cathal PHELAN

NAT Behind 1:01.599

Best Time 5:05.405 Best Speed 87.241 On 5 Gp

Lap	Elapsed Time	Lap Time	Lap Speed
1	6:58.385	6:58.385	62.609
2	12:21.180	5:22.795	82.541
3	17:43.091	5:21.911	82.768
4	22:57.526	5:14.435	84.736
5	28:02.931	5:05.405	87.241
6	34:02.145	5:59.214	74.173

65 80 Thomas MOLLOY

NAT Behind 1:02.687

Best Time 5:06.493 Best Speed 86.932 On 5 Gp

Lap	Elapsed Time	Lap Time	Lap Speed
1	7:29.108	7:29.108	58.326
2	13:06.341	5:37.233	79.008
3	18:23.861	5:17.520	83.913
4	23:37.544	5:13.683	84.939
5	28:44.037	5:06.493	86.932
6	35:10.428	6:26.391	68.956

National Support & Newcomers 750cc

Qualifying Classification

Position

66 88 Dave MOFFITT

NAT Behind 1:07.444

Best Time 5:11.250 Best Speed 85.603 On 2 Gp

Lap	Elapsed Time	Lap Time	Lap Speed
1	6:26.312	6:26.312	67.807
2	11:37.562	5:11.250	85.603
3	20:19.065	8:41.503	51.091

67 35 John HORGAN

NAT Behind 1:10.468

Best Time 5:14.274 Best Speed 84.779 On 4 Gp

Lap	Elapsed Time	Lap Time	Lap Speed
1	6:59.063	6:59.063	62.508
2	12:18.246	5:19.183	83.475
3	17:40.142	5:21.896	82.772
4	22:54.416	5:14.274	84.779
5	28:19.482	5:25.066	81.965

68 72 Donnchadh HEALY

NAT Behind 1:16.387

Best Time 5:20.193 Best Speed 83.212 On 2 Gp

Lap	Elapsed Time	Lap Time	Lap Speed
1	7:00.177	7:00.177	62.342
2	12:20.370	5:20.193	83.212
3	17:42.125	5:21.755	82.808
4	23:02.915	5:20.790	83.057
5	31:43.654	8:40.739	51.166

69 11 Ross DUNSTAN

NAT Behind 1:22.029

Best Time 5:25.835 Best Speed 81.771 On 2 Gp

Lap	Elapsed Time	Lap Time	Lap Speed
1	6:52.259	6:52.259	63.539
2	12:18.094	5:25.835	81.771
3	18:10.494	5:52.400	75.607

70 10 Nigel McAULEY

NAT Behind 1:26.776

Best Time 5:30.582 Best Speed 80.597 On 3 Gp

Lap	Elapsed Time	Lap Time	Lap Speed
1	7:37.838	7:37.838	57.214
2	13:09.842	5:32.004	80.252
3	18:40.424	5:30.582	80.597



METZELER ULSTER GRAND PRIX

NATIONAL/CHALLENGE

Dundrod 150 Qualifying

Wednesday, 05 August 2015

DETAILED RESULT

National Support & Newcomers 750cc



Qualifying Classification

Position

71

38 James KELLY

NAT Behind **2:26.432**

Best Time **6:30.238** Best Speed **68.276** On **1** Gp

Lap	Elapsed Time	Lap Time	Lap Speed
1	6:30.238	6:30.238	67.125

72

29 John BYRNE

NAT Behind **3:16.650**

Best Time **7:20.456** Best Speed **60.492** On **1** Gp

Lap	Elapsed Time	Lap Time	Lap Speed
1	7:20.456	7:20.456	59.472