



Wednesday 5th – Saturday 8th August 2015

promoted by
Dundrod & District Motorcycle Club
www.ulstergrandprix.net

PLANT LUBRICATION (NI) LTD

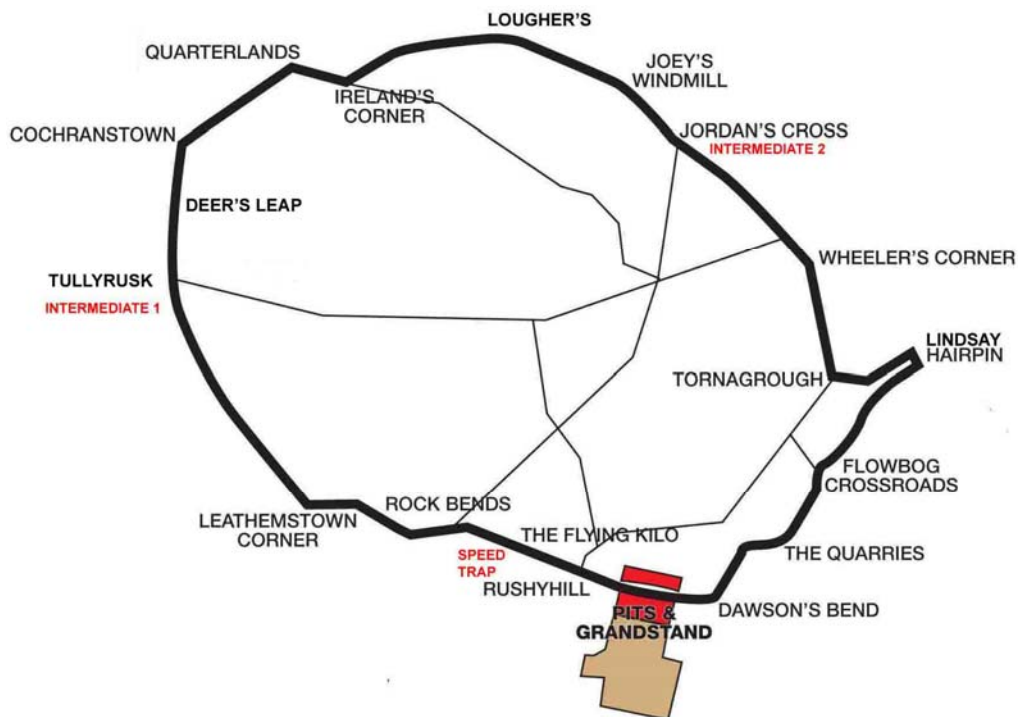
DUNDROD 150



DUNDROD 150 SUPERBIKE



Dundrod Circuit 7.4011 miles



LAP RECORDS

Class	Name	Machine	m s	mph	Year
125cc	William Dunlop	Honda	3 55.017	113.370	2009
Moto 3 (250cc 4/s)	Christian Elkin	Honda	4 06.683	108.009	2013
250cc	Darran Lindsay	Honda	3 38.634	121.866	2006
400cc	Jason Griffiths	Yamaha	3 58.43	111.748	2003
Moto 450	Paul Owen	Yamaha	4 36.889	96.226	2011
Supertwin	Ivan Lintin	Kawasaki	3 44.398	118.735	2014
Supersport	Michael Dunlop	Yamaha	3 27.187	128.599	2010
Superstock	Ian Hutchinson	Honda	3 21.599	132.163	2010
Superbike	Bruce Anstey (NZ)	Suzuki	3 18.870	133.977	2010
Challenge Superbike	Peter Hickman	BMW	3 24.303	130.414	2014
National 750cc	Lee Johnston	Honda 600	3 36.269	123.198	2012

MOST WINS at the ULSTER GP

Joey Dunlop	24	1979 - 99	(125 - 2, 250 - 7, 500 - 3, Superbike - 8, F1 - 4)
Ian Lougher	18	1998 - 13	(125 - 4, 250 - 3, Supersport - 3, Superstock - 2, Superbike - 6)
Phillip McCallen	14	1991 - 96	(250 - 6, 400 - 1, Supersport - 3, Superbike - 4)
Guy Martin	11	2006 - 13	(Supersport - 4, Superbike - 7)
Bruce Anstey (NZ)	10	2003 - 14	(Supersport - 3, Prod'n 600 - 1, Superstock - 2, Superbike - 4)
Brian Reid	9	1983 - 92	(250 - 4, 350 - 2, 400 - 1, F2 - 1, Supersport - 1)
Robert Dunlop	9	1990 - 03	(125 - 7, Superbike - 2)
Ryan Farquhar	9	2002 - 12	(400 - 1, Supertwin - 4, Supersport - 2, Superstock - 2)
Stanley Woods	7	1924 - 39	(350 - 1, 500 - 4, Over 600 - 2)
Mike Hailwood	7	1959 - 67	(125 - 1, 250 - 1, 350 - 1, 500 - 4)
Giacomo Agostini (I)	7	1967 - 70	(350 - 4, 500 - 3)
Ray McCullough	7	1971 - 82	(250 - 3, 350 - 4)
Bob Jackson	7	1993 - 97	(SSP - 1, Classic 250 - 3, Classic 500 - 3)
William Dunlop	7	2007 - 13	(125 - 2, 250 - 2, Supersport - 3)
John Surtees	6	1955 - 60	(250 - 1, 350 - 3, 500 - 2)
John Williams	6	1973 - 78	(250 - 1, 350 - 1, 500 - 3, Superbike - 1)
Bill Swallow	6	1994 - 00	(Classic 350 - 3, Classic 500 - 3)
Michael Dunlop	6	2011 - 13	(Supersport - 2, Superstock - 3, Superbike - 1)

MOST WINS at the DUNDROD 150

Joey Dunlop	24	1976 - 94	(125 - 1, 250 - 5, 350 - 2, 500 - 3, Superbike - 13)
Bob Jackson	11	1981 - 98	(250 - 1, Supersport - 2, Superbike - 4, Classic - 4)
Ray McCullough	10	1965 - 82	(250 - 7, 350 - 3)

METZELER ULSTER GRAND PRIX SUPERBIKE

Dundrod 150 Free Practice
Wednesday, 05 August 2015



Qualifying Time

4:33.049

Qualifying Speed

97.58


Pos	Class	No	Name	Machine / Sponsor	Time	Best Lap		On	Total Laps	Qualifying Laps
						Behind	Speed			
Qualifying Classification										
1	SBK	4	Guy MARTIN	BMW - Tyco BMW Motorrad Racing	3:49.447		116.123	7	8	6
2	SBK	10	Conor CUMMINS	Honda - Honda Racing	3:50.765	1.318	115.459	7	9	7
3	SBK	6	William DUNLOP	BMW - Tyco BMW Motorrad Racing	3:52.437	2.990	114.629	4	8	6
4	SBK	66	Russ MOUNTFORD	Kawasaki - Silicone Engineering	3:52.988	3.541	114.358	6	9	7
5	SBK	9	Ian HUTCHINSON	Kawasaki - PBM Kawasaki	3:53.420	3.973	114.146	6	9	7
6	SBK	24	Keith AMOR	BMW - Rig Deluge Road Racing	3:53.491	4.044	114.111	4	10	8
7	SBK	15	Ivan LINTIN	Kawasaki - RC Express Racing	3:53.824	4.377	113.949	6	7	5
8	SBK	7	Dan KNEEN	Honda - Valvoline Racing by Padgetts	3:54.805	5.358	113.473	8	9	7
9	SBK	2	Dean HARRISON	Yamaha - Mar-Train Racing	3:54.911	5.464	113.422	6	7	5
10	SBK	51	Derek SHEILS	Kawasaki - BikeBitsNI Racing	3:54.994	5.547	113.381	8	9	6
11	SBK	5	Bruce ANSTEY	Honda - Valvoline Racing by Padgetts	3:55.486	6.039	113.145	5	8	6
12	SBK	86	Derek McGEE	Kawasaki - McGee Racing	3:55.580	6.133	113.099	5	7	6
13	SBK	72	David JOHNSON	BMW - Ice Valley by Motorsave Trade	3:55.693	6.246	113.045	8	9	8
14	SBK	1	Michael DUNLOP	BMW - Buildbase BMW Motorrad	3:55.727	6.280	113.029	6	6	2
15	SBK	97	Seamus ELLIOTT	Honda - Wilson Craig Racing	3:56.308	6.861	112.751	8	9	7
16	SBK	76	Horst SAIGER	Kawasaki - Team ILR	3:57.237	7.790	112.309	7	8	7
17	SBK	47	Alistair KIRK	Kawasaki - AKR / McCurry Motorsport	3:58.162	8.715	111.873	6	7	6
18	SBK	104	Daley MATHISON	Suzuki - Hol-Taj Suzuki	3:58.179	8.732	111.865	3	4	2
19	SBK	52	James COWTON	Honda - VRS Racing	4:00.050	10.603	110.993	6	7	5
20	SBK	27	Phillip CROWE	BMW - Handtrans/Sheffpack	4:00.065	10.618	110.986	8	9	6
21	SBK	12	Daniel COOPER	Honda - Cooper Racing/Space Centre	4:00.176	10.729	110.935	6	7	6
22	SBK	13	Lee JOHNSTON	BMW - ECR/Burdens	4:02.356	12.909	109.937	3	6	4
23	SBK	34	Brian McCORMACK	Honda - TAG Racing	4:02.403	12.956	109.916	7	8	6
24	SBK	80	Darren COOPER	Kawasaki - Flue Stox	4:02.723	13.276	109.771	8	8	7
25	SBK	11	Paul SHOESMITH	BMW - Ice Valley by Motorsave Trade	4:02.882	13.435	109.699	5	9	8
26	SBK	77	Mark GOODINGS	Kawasaki - IPG Power Generation	4:03.437	13.990	109.449	4	8	6
27	SBK	57	Forest DUNN	Kawasaki	4:04.538	15.091	108.956	4	5	4
28	SBK	30	Jochem van den HOEK	Yamaha	4:06.051	16.604	108.286	6	9	7
29	SBK	53	Jonathan HOWARTH	Honda - DTR	4:07.541	18.094	107.635	8	9	8
30	SBK	37	Nuno CAETANO	Kawasaki - KS Team of Portugal	4:08.283	18.836	107.313	4	6	5
31	SBK	60	Peter HICKMAN	BMW - Briggs Equipment BMW	4:08.725	19.278	107.122	7	8	6
32	SBK	17	Dave HEWSON	Kawasaki - Obsession Engineering	4:09.451	20.004	106.810	7	8	6
33	SBK	40	Matthew REES	Kawasaki - GT Superbikes	4:10.772	21.325	106.248	7	8	7
34	SBK	25	Fabrice MIGUET	Kawasaki - Optimark Road Racing Team	4:11.420	21.973	105.974	4	5	3
35	SBK	49	Callum LAIDLAW	Suzuki 750 - Shay D Racing	4:11.936	22.489	105.757	6	7	6
36	SBK	61	John WALSH	BMW - Nolan Racing	4:11.955	22.508	105.749	5	7	4
37	SBK	56	John INGRAM	Kawasaki - Morello Racing	4:12.025	22.578	105.720	5	6	5
38	SBK	26	Ben WYLIE	Bimota - Bimota UK	4:13.422	23.975	105.137	4	5	2
39	SBK	67	Gary MILLER	Honda	4:14.982	25.535	104.493	5	8	5
40	SBK	122	Alan BONNER	Kawasaki - thepeoplesbike.com	4:15.249	25.802	104.384	2	3	2
41	SBK	50	Gavin LUPTON	Honda	4:16.192	26.745	104.000	6	8	5
42	SBK	75	Stephen McKNIGHT	Honda	4:19.224	29.777	102.784	4	5	4
43	SBK	33	Paul CRANSTON	Suzuki - P & J Fuel Haulage	4:19.786	30.339	102.561	5	7	3
44	SBK	59	Gareth EVANS	Suzuki - Joe Evans Garage	4:20.198	30.751	102.399	7	8	7
45	SBK	29	Eric WILSON	BMW	4:21.545	32.098	101.871	8	8	5
46	SBK	125	David MURPHY	Ducati 1199	4:22.141	32.694	101.640	3	4	3
47	SBK	19	George SPENCE	Honda - Dod Spence Racing	4:22.366	32.919	101.553	6	8	5
48	SBK	23	Andrew TAYLOR	BMW - Reid Plastering	4:23.040	33.593	101.292	6	8	4
49	SBK	21	Alan CONNOR	Suzuki - Connor Racing	4:24.505	35.058	100.731	2	3	2
50	SBK	43	Andrew SELLARS	Honda	4:25.056	35.609	100.522	5	7	4
51	SBK	82	Xavier DENIS	Kawasaki - Optimark Road Racing Team	4:28.664	39.217	99.172	7	8	2
52	SBK	73	Trevor MATTHEWSON	Suzuki 750 - Strangford Holiday Park	4:32.474	43.027	97.785	5	8	2

Non Qualifiers

SBK	94	Dominic HERBERTSON	Honda	4:26.422	36.975	100.007	2	2	1
SBK	20	Hubert KALTHUBER	BMW	4:31.547	42.100	98.119	2	2	1
SBK	88	Brandon CRETU	Bimota - Bimota UK	4:32.091	42.644	97.923	2	4	1
SBK	14	Tom McHALE	Honda	4:43.738	54.291	93.903	2	4	0

Provisional result to be confirmed by the Stewards of the Meeting subject to completion of technical inspections & the time limit for protests

Page 1 / 1

Circuit	Dundrod		Signed		Organising Club	Dundrod & District MCC
Length(miles)	7.4011	Lap 1 (7.2763)			Chief Timekeeper	Qualifying Started
Weather	Rain					
Track	Wet		Issued At:	16:31		



METZELER ULSTER GRAND PRIX

SUPERBIKE

Dundrod 150 Free Practice

Wednesday, 05 August 2015

DETAILED RESULT

UGP Superbike First Qualifying



Qualifying Classification

Position

1 4 Guy MARTIN

SBK Behind

Best Time **3:49.447** Best Speed **116.123** On **7** Gp

Lap	Elapsed Time	Lap Time	Lap Speed
1	4:43.813	4:43.813	92.296
2	8:44.458	4:00.645	110.719
3	12:43.965	3:59.507	111.245
4	16:43.851	3:59.886	111.069
5	30:43.391	13:59.540	31.736
6	34:33.084	3:49.693	115.998
7	38:22.531	3:49.447	116.123
8	42:33.786	4:11.255	106.044

2 10 Conor CUMMINS

SBK Behind **1.318**

Best Time **3:50.765** Best Speed **115.459** On **7** Gp

Lap	Elapsed Time	Lap Time	Lap Speed
1	5:24.951	5:24.951	80.611
2	9:28.148	4:03.197	109.557
3	13:22.052	3:53.904	113.910
4	17:18.070	3:56.018	112.890
5	21:16.505	3:58.435	111.745
6	25:10.628	3:54.123	113.803
7	29:01.393	3:50.765	115.459
8	33:10.759	4:09.366	106.847
9	43:17.148	10:06.389	43.939

3 6 William DUNLOP

SBK Behind **2.990**

Best Time **3:52.437** Best Speed **114.629** On **4** Gp

Lap	Elapsed Time	Lap Time	Lap Speed
1	4:56.471	4:56.471	88.355
2	8:57.754	4:01.283	110.426
3	12:54.701	3:56.947	112.447
4	16:47.138	3:52.437	114.629
5	21:10.925	4:23.787	101.006
6	33:45.950	12:35.025	35.289
7	37:40.771	3:54.821	113.465
8	41:38.542	3:57.771	112.057

UGP Superbike First Qualifying

Qualifying Classification

Position

4 66 Russ MOUNTFORD

SBK Behind **3.541**

Best Time **3:52.988** Best Speed **114.358** On **6** Gp

Lap	Elapsed Time	Lap Time	Lap Speed
1	4:51.710	4:51.710	89.797
2	8:49.711	3:58.001	111.949
3	12:48.051	3:58.340	111.790
4	16:44.840	3:56.789	112.522
5	20:39.462	3:54.622	113.561
6	24:32.450	3:52.988	114.358
7	28:29.173	3:56.723	112.553
8	32:24.265	3:55.092	113.334
9	41:04.980	8:40.715	51.168

5 9 Ian HUTCHINSON

SBK Behind **3.973**

Best Time **3:53.420** Best Speed **114.146** On **6** Gp

Lap	Elapsed Time	Lap Time	Lap Speed
1	5:55.924	5:55.924	73.596
2	10:07.347	4:11.423	105.973
3	14:09.345	4:01.998	110.100
4	18:07.251	3:57.906	111.994
5	22:03.181	3:55.930	112.932
6	25:56.601	3:53.420	114.146
7	30:19.508	4:22.907	101.344
8	38:45.877	8:26.369	52.618
9	42:58.728	4:12.851	105.374

6 24 Keith AMOR

SBK Behind **4.044**

Best Time **3:53.491** Best Speed **114.111** On **4** Gp

Lap	Elapsed Time	Lap Time	Lap Speed
1	4:52.086	4:52.086	89.681
2	8:47.784	3:55.698	113.043
3	12:43.332	3:55.548	113.115
4	16:36.823	3:53.491	114.111
5	20:31.868	3:55.045	113.357
6	24:27.009	3:55.141	113.311
7	28:20.835	3:53.826	113.948
8	32:17.337	3:56.502	112.658
9	38:38.081	6:20.744	69.979
10	42:44.124	4:06.043	108.290



METZELER ULSTER GRAND PRIX

SUPERBIKE

Dundrod 150 Free Practice

Wednesday, 05 August 2015

DETAILED RESULT

UGP Superbike First Qualifying



Qualifying Classification

Position

7 15 Ivan LINTIN

SBK Behind 4.377

Best Time 3:53.824 Best Speed 113.949 On 6 Gp

Lap	Elapsed Time	Lap Time	Lap Speed
1	6:09.286	6:09.286	70.933
2	10:15.081	4:05.795	108.399
3	14:12.484	3:57.403	112.231
4	18:14.245	4:01.761	110.208
5	30:18.852	12:04.607	36.770
6	34:12.676	3:53.824	113.949
7	38:10.871	3:58.195	111.858

8 7 Dan KNEEN

SBK Behind 5.358

Best Time 3:54.805 Best Speed 113.473 On 8 Gp

Lap	Elapsed Time	Lap Time	Lap Speed
1	5:20.720	5:20.720	81.675
2	9:23.534	4:02.814	109.730
3	13:21.593	3:58.059	111.922
4	17:25.670	4:04.077	109.162
5	21:22.366	3:56.696	112.566
6	25:26.961	4:04.595	108.931
7	32:49.885	7:22.924	60.155
8	36:44.690	3:54.805	113.473
9	41:08.115	4:23.425	101.144

9 2 Dean HARRISON

SBK Behind 5.464

Best Time 3:54.911 Best Speed 113.422 On 6 Gp

Lap	Elapsed Time	Lap Time	Lap Speed
1	5:32.257	5:32.257	78.839
2	9:36.650	4:04.393	109.021
3	13:44.836	4:08.186	107.355
4	30:57.723	17:12.887	25.796
5	34:55.709	3:57.986	111.956
6	38:50.620	3:54.911	113.422
7	42:59.601	4:08.981	107.012

UGP Superbike First Qualifying

Qualifying Classification

Position

10 51 Derek SHEILS

SBK Behind 5.547

Best Time 3:54.994 Best Speed 113.381 On 8 Gp

Lap	Elapsed Time	Lap Time	Lap Speed
1	5:13.187	5:13.187	83.639
2	9:23.730	4:10.543	106.345
3	13:21.813	3:58.083	111.910
4	17:23.197	4:01.384	110.380
5	23:31.603	6:08.406	72.322
6	28:17.883	4:46.280	93.070
7	32:13.453	3:55.570	113.104
8	36:08.447	3:54.994	113.381
9	40:41.126	4:32.679	97.712

11 5 Bruce ANSTEY

SBK Behind 6.039

Best Time 3:55.486 Best Speed 113.145 On 5 Gp

Lap	Elapsed Time	Lap Time	Lap Speed
1	5:13.062	5:13.062	83.672
2	9:33.529	4:20.467	102.293
3	13:49.174	4:15.645	104.222
4	17:46.659	3:57.485	112.192
5	21:42.145	3:55.486	113.145
6	25:38.250	3:56.105	112.848
7	29:39.256	4:01.006	110.553
8	36:57.229	7:17.973	60.835

12 86 Derek McGEE

SBK Behind 6.133

Best Time 3:55.580 Best Speed 113.099 On 5 Gp

Lap	Elapsed Time	Lap Time	Lap Speed
1	5:20.581	5:20.581	81.710
2	9:29.427	4:08.846	107.070
3	13:29.932	4:00.505	110.783
4	17:28.417	3:58.485	111.722
5	21:23.997	3:55.580	113.099
6	25:20.218	3:56.221	112.793
7	29:26.269	4:06.051	108.286



METZELER ULSTER GRAND PRIX

SUPERBIKE

Dundrod 150 Free Practice

Wednesday, 05 August 2015

DETAILED RESULT

UGP Superbike First Qualifying



Qualifying Classification

Position

13 72 David JOHNSON

SBK Behind 6.246

Best Time 3:55.693 Best Speed 113.045 On 8 Gp

Lap	Elapsed Time	Lap Time	Lap Speed
1	7:45.908	7:45.908	56.223
2	11:55.979	4:10.071	106.546
3	15:59.130	4:03.151	109.578
4	20:01.841	4:02.711	109.776
5	24:03.060	4:01.219	110.455
6	28:04.797	4:01.737	110.219
7	32:02.468	3:57.671	112.104
8	35:58.161	3:55.693	113.045
9	40:16.194	4:18.033	103.258

14 1 Michael DUNLOP

SBK Behind 6.280

Best Time 3:55.727 Best Speed 113.029 On 6 Gp

Lap	Elapsed Time	Lap Time	Lap Speed
1	8:05.774	8:05.774	53.924
2	12:14.462	4:08.688	107.138
3	19:36.870	7:22.408	60.225
4	28:22.358	8:45.488	50.703
5	35:28.264	7:05.906	62.558
6	39:23.991	3:55.727	113.029

15 97 Seamus ELLIOTT

SBK Behind 6.861

Best Time 3:56.308 Best Speed 112.751 On 8 Gp

Lap	Elapsed Time	Lap Time	Lap Speed
1	6:42.541	6:42.541	65.073
2	10:48.073	4:05.532	108.515
3	14:53.860	4:05.787	108.403
4	18:56.663	4:02.803	109.735
5	23:04.000	4:07.337	107.723
6	30:49.171	7:45.171	57.278
7	34:45.869	3:56.698	112.565
8	38:42.177	3:56.308	112.751
9	42:57.270	4:15.093	104.448

UGP Superbike First Qualifying

Qualifying Classification

Position

16 76 Horst SAIGER

SBK Behind 7.790

Best Time 3:57.237 Best Speed 112.309 On 7 Gp

Lap	Elapsed Time	Lap Time	Lap Speed
1	7:31.447	7:31.447	58.024
2	11:40.574	4:09.127	106.949
3	15:46.687	4:06.113	108.259
4	19:57.382	4:10.695	106.280
5	24:02.160	4:04.778	108.849
6	28:06.255	4:04.095	109.154
7	32:03.492	3:57.237	112.309
8	36:11.083	4:07.591	107.613

17 47 Alistair KIRK

SBK Behind 8.715

Best Time 3:58.162 Best Speed 111.873 On 6 Gp

Lap	Elapsed Time	Lap Time	Lap Speed
1	5:42.415	5:42.415	76.500
2	10:02.126	4:19.711	102.591
3	14:09.226	4:07.100	107.827
4	18:13.813	4:04.587	108.934
5	22:14.213	4:00.400	110.832
6	26:12.375	3:58.162	111.873
7	30:21.829	4:09.454	106.809

18 104 Daley MATHISON

SBK Behind 8.732

Best Time 3:58.179 Best Speed 111.865 On 3 Gp

Lap	Elapsed Time	Lap Time	Lap Speed
1	5:16.511	5:16.511	82.761
2	9:19.313	4:02.802	109.735
3	13:17.492	3:58.179	111.865
4	18:09.148	4:51.656	91.354

19 52 James COWTON

SBK Behind 10.603

Best Time 4:00.050 Best Speed 110.993 On 6 Gp

Lap	Elapsed Time	Lap Time	Lap Speed
1	4:51.492	4:51.492	89.864
2	8:59.231	4:07.739	107.549
3	13:06.511	4:07.280	107.748
4	17:13.578	4:07.067	107.841
5	25:15.788	8:02.210	55.254
6	29:15.838	4:00.050	110.993
7	33:18.922	4:03.084	109.608



METZELER ULSTER GRAND PRIX

SUPERBIKE

Dundrod 150 Free Practice

Wednesday, 05 August 2015

DETAILED RESULT

UGP Superbike First Qualifying



Qualifying Classification

Position

20 27 Phillip CROWE

SBK Behind 10.618

Best Time 4:00.065 Best Speed 110.986 On 8 Gp

Lap	Elapsed Time	Lap Time	Lap Speed
1	5:09.867	5:09.867	84.535
2	9:28.029	4:18.162	103.206
3	13:41.356	4:13.327	105.176
4	17:54.582	4:13.226	105.218
5	22:00.646	4:06.064	108.281
6	26:07.684	4:07.038	107.854
7	34:12.496	8:04.812	54.957
8	38:12.561	4:00.065	110.986
9	44:19.739	6:07.178	72.564

21 12 Daniel COOPER

SBK Behind 10.729

Best Time 4:00.176 Best Speed 110.935 On 6 Gp

Lap	Elapsed Time	Lap Time	Lap Speed
1	5:31.228	5:31.228	79.084
2	9:45.583	4:14.355	104.751
3	13:55.148	4:09.565	106.762
4	18:02.255	4:07.107	107.824
5	22:06.084	4:03.829	109.273
6	26:06.260	4:00.176	110.935
7	30:20.199	4:13.939	104.923

22 13 Lee JOHNSTON

SBK Behind 12.909

Best Time 4:02.356 Best Speed 109.937 On 3 Gp

Lap	Elapsed Time	Lap Time	Lap Speed
1	8:26.858	8:26.858	51.681
2	12:35.802	4:08.944	107.028
3	16:38.158	4:02.356	109.937
4	20:45.702	4:07.544	107.633
5	29:32.672	8:46.970	50.561
6	33:47.463	4:14.791	104.572

UGP Superbike First Qualifying

Qualifying Classification

Position

23 34 Brian McCORMACK

SBK Behind 12.956

Best Time 4:02.403 Best Speed 109.916 On 7 Gp

Lap	Elapsed Time	Lap Time	Lap Speed
1	8:44.361	8:44.361	49.955
2	12:57.637	4:13.276	105.197
3	17:13.146	4:15.509	104.278
4	23:40.080	6:26.934	68.859
5	27:43.909	4:03.829	109.273
6	31:50.461	4:06.552	108.066
7	35:52.864	4:02.403	109.916
8	40:20.696	4:27.832	99.480

24 80 Darren COOPER

SBK Behind 13.276

Best Time 4:02.723 Best Speed 109.771 On 8 Gp

Lap	Elapsed Time	Lap Time	Lap Speed
1	5:57.659	5:57.659	73.239
2	10:30.200	4:32.541	97.761
3	14:56.181	4:25.981	100.172
4	19:12.609	4:16.428	103.904
5	23:22.867	4:10.258	106.466
6	27:33.157	4:10.290	106.452
7	31:38.048	4:04.891	108.799
8	35:40.771	4:02.723	109.771

25 11 Paul SHOESMITH

SBK Behind 13.435

Best Time 4:02.882 Best Speed 109.699 On 5 Gp

Lap	Elapsed Time	Lap Time	Lap Speed
1	8:27.465	8:27.465	51.619
2	12:36.146	4:08.681	107.141
3	16:45.616	4:09.470	106.802
4	20:49.826	4:04.210	109.103
5	24:52.708	4:02.882	109.699
6	28:55.878	4:03.170	109.569
7	33:03.189	4:07.311	107.735
8	37:09.103	4:05.914	108.347
9	41:35.909	4:26.806	99.863



METZELER ULSTER GRAND PRIX

SUPERBIKE

Dundrod 150 Free Practice

Wednesday, 05 August 2015

DETAILED RESULT

UGP Superbike First Qualifying



Qualifying Classification

Position

26 77 Mark GOODINGS

SBK Behind 13.990

Best Time 4:03.437 Best Speed 109.449 On 4 Gp

Lap	Elapsed Time	Lap Time	Lap Speed
1	5:42.841	5:42.841	76.405
2	10:14.876	4:32.035	97.943
3	14:40.658	4:25.782	100.247
4	18:44.095	4:03.437	109.449
5	22:54.051	4:09.956	106.595
6	31:43.703	8:49.652	50.305
7	35:47.730	4:04.027	109.184
8	40:15.227	4:27.497	99.605

27 57 Forest DUNN

SBK Behind 15.091

Best Time 4:04.538 Best Speed 108.956 On 4 Gp

Lap	Elapsed Time	Lap Time	Lap Speed
1	6:10.143	6:10.143	70.769
2	10:27.151	4:17.008	103.670
3	14:39.863	4:12.712	105.432
4	18:44.401	4:04.538	108.956
5	22:51.028	4:06.627	108.033

28 30 Jochem van den HOEK

SBK Behind 16.604

Best Time 4:06.051 Best Speed 108.286 On 6 Gp

Lap	Elapsed Time	Lap Time	Lap Speed
1	8:45.942	8:45.942	49.805
2	12:59.616	4:13.674	105.032
3	17:10.520	4:10.904	106.192
4	21:22.295	4:11.775	105.824
5	25:35.275	4:12.980	105.320
6	29:41.326	4:06.051	108.286
7	33:55.829	4:14.503	104.690
8	38:08.833	4:13.004	105.310
9	42:44.013	4:35.180	96.824

UGP Superbike First Qualifying

Qualifying Classification

Position

29 53 Jonathan HOWARTH

SBK Behind 18.094

Best Time 4:07.541 Best Speed 107.635 On 8 Gp

Lap	Elapsed Time	Lap Time	Lap Speed
1	8:00.947	8:00.947	54.465
2	12:15.741	4:14.794	104.571
3	16:28.132	4:12.391	105.566
4	20:39.638	4:11.506	105.938
5	24:48.016	4:08.378	107.272
6	28:56.709	4:08.693	107.136
7	33:04.756	4:08.047	107.415
8	37:12.297	4:07.541	107.635
9	41:40.998	4:28.701	99.158

30 37 Nuno CAETANO

SBK Behind 18.836

Best Time 4:08.283 Best Speed 107.313 On 4 Gp

Lap	Elapsed Time	Lap Time	Lap Speed
1	7:43.682	7:43.682	56.493
2	11:54.565	4:10.883	106.201
3	16:02.960	4:08.395	107.264
4	20:11.243	4:08.283	107.313
5	24:19.977	4:08.734	107.118
6	28:38.491	4:18.514	103.066

31 60 Peter HICKMAN

SBK Behind 19.278

Best Time 4:08.725 Best Speed 107.122 On 7 Gp

Lap	Elapsed Time	Lap Time	Lap Speed
1	7:02.060	7:02.060	62.064
2	11:21.077	4:19.017	102.866
3	15:36.004	4:14.927	104.516
4	19:55.411	4:19.407	102.711
5	27:40.919	7:45.508	57.236
6	31:52.800	4:11.881	105.780
7	36:01.525	4:08.725	107.122
8	40:22.163	4:20.638	102.226



METZELER ULSTER GRAND PRIX

SUPERBIKE

Dundrod 150 Free Practice

Wednesday, 05 August 2015

DETAILED RESULT

UGP Superbike First Qualifying



Qualifying Classification

Position

32 17 Dave HEWSON

SBK Behind 20.004

Best Time 4:09.451 Best Speed 106.810 On 7 Gp

Lap	Elapsed Time	Lap Time	Lap Speed
1	5:43.033	5:43.033	76.362
2	10:10.426	4:27.393	99.643
3	14:28.605	4:18.179	103.200
4	18:48.892	4:20.287	102.364
5	28:23.435	9:34.543	46.374
6	32:33.196	4:09.761	106.678
7	36:42.647	4:09.451	106.810
8	41:08.881	4:26.234	100.077

33 40 Matthew REES

SBK Behind 21.325

Best Time 4:10.772 Best Speed 106.248 On 7 Gp

Lap	Elapsed Time	Lap Time	Lap Speed
1	8:13.106	8:13.106	53.122
2	12:35.662	4:22.556	101.479
3	16:48.682	4:13.020	105.304
4	21:02.362	4:13.680	105.030
5	25:14.163	4:11.801	105.814
6	29:26.073	4:11.910	105.768
7	33:36.845	4:10.772	106.248
8	37:51.015	4:14.170	104.827

34 25 Fabrice MIGUET

SBK Behind 21.973

Best Time 4:11.420 Best Speed 105.974 On 4 Gp

Lap	Elapsed Time	Lap Time	Lap Speed
1	6:13.971	6:13.971	70.045
2	10:42.951	4:28.980	99.056
3	30:46.347	20:03.396	22.141
4	34:57.767	4:11.420	105.974
5	39:13.823	4:16.056	104.055

UGP Superbike First Qualifying

Qualifying Classification

Position

35 49 Callum LAIDLAW

SBK Behind 22.489

Best Time 4:11.936 Best Speed 105.757 On 6 Gp

Lap	Elapsed Time	Lap Time	Lap Speed
1	8:43.965	8:43.965	49.993
2	13:02.490	4:18.525	103.061
3	17:17.976	4:15.486	104.287
4	21:31.361	4:13.385	105.152
5	25:47.739	4:16.378	103.925
6	29:59.675	4:11.936	105.757
7	34:18.387	4:18.712	102.987

36 61 John WALSH

SBK Behind 22.508

Best Time 4:11.955 Best Speed 105.749 On 5 Gp

Lap	Elapsed Time	Lap Time	Lap Speed
1	5:58.138	5:58.138	73.141
2	10:27.013	4:28.875	99.094
3	14:56.551	4:29.538	98.850
4	23:20.983	8:24.432	52.820
5	27:32.938	4:11.955	105.749
6	31:48.609	4:15.671	104.212
7	39:12.523	7:23.914	60.021

37 56 John INGRAM

SBK Behind 22.578

Best Time 4:12.025 Best Speed 105.720 On 5 Gp

Lap	Elapsed Time	Lap Time	Lap Speed
1	20:02.484	20:02.484	21.784
2	24:25.948	4:23.464	101.129
3	28:41.681	4:15.733	104.187
4	32:55.702	4:14.021	104.889
5	37:07.727	4:12.025	105.720
6	41:32.101	4:24.374	100.781

38 26 Ben WYLIE

SBK Behind 23.975

Best Time 4:13.422 Best Speed 105.137 On 4 Gp

Lap	Elapsed Time	Lap Time	Lap Speed
1	5:24.904	5:24.904	80.623
2	10:13.279	4:48.375	92.393
3	27:20.437	17:07.158	25.939
4	31:33.859	4:13.422	105.137
5	35:52.381	4:18.522	103.063



METZELER ULSTER GRAND PRIX

SUPERBIKE

Dundrod 150 Free Practice

Wednesday, 05 August 2015

DETAILED RESULT

UGP Superbike First Qualifying



Qualifying Classification

Position

39 67 Gary MILLER

SBK Behind 25.535

Best Time 4:14.982 Best Speed 104.493 On 5 Gp

Lap	Elapsed Time	Lap Time	Lap Speed
1	7:34.379	7:34.379	57.649
2	12:04.638	4:30.259	98.587
3	16:24.353	4:19.715	102.589
4	20:43.904	4:19.551	102.654
5	24:58.886	4:14.982	104.493
6	29:17.907	4:19.021	102.864
7	38:17.266	8:59.359	49.399
8	42:55.370	4:38.104	95.806

40 122 Alan BONNER

SBK Behind 25.802

Best Time 4:15.249 Best Speed 104.384 On 2 Gp

Lap	Elapsed Time	Lap Time	Lap Speed
1	7:35.609	7:35.609	57.494
2	11:50.858	4:15.249	104.384
3	16:06.513	4:15.655	104.218

41 50 Gavin LUPTON

SBK Behind 26.745

Best Time 4:16.192 Best Speed 104.000 On 6 Gp

Lap	Elapsed Time	Lap Time	Lap Speed
1	8:43.876	8:43.876	50.002
2	13:14.469	4:30.593	98.465
3	20:01.277	6:46.808	65.495
4	24:28.314	4:27.037	99.776
5	28:46.271	4:17.957	103.288
6	33:02.463	4:16.192	104.000
7	37:19.464	4:17.001	103.673
8	42:01.446	4:41.982	94.488

42 75 Stephen McKNIGHT

SBK Behind 29.777

Best Time 4:19.224 Best Speed 102.784 On 4 Gp

Lap	Elapsed Time	Lap Time	Lap Speed
1	5:56.735	5:56.735	73.429
2	10:23.638	4:26.903	99.826
3	14:47.673	4:24.035	100.911
4	19:06.897	4:19.224	102.784
5	23:28.906	4:22.009	101.691

UGP Superbike First Qualifying

Qualifying Classification

Position

43 33 Paul CRANSTON

SBK Behind 30.339

Best Time 4:19.786 Best Speed 102.561 On 5 Gp

Lap	Elapsed Time	Lap Time	Lap Speed
1	8:16.635	8:16.635	52.744
2	12:50.204	4:33.569	97.394
3	19:45.327	6:55.123	64.183
4	24:09.250	4:23.923	100.954
5	28:29.036	4:19.786	102.561
6	32:53.506	4:24.470	100.745
7	43:14.802	10:21.296	42.884

44 59 Gareth EVANS

SBK Behind 30.751

Best Time 4:20.198 Best Speed 102.399 On 7 Gp

Lap	Elapsed Time	Lap Time	Lap Speed
1	6:29.018	6:29.018	67.335
2	11:00.484	4:31.466	98.148
3	15:26.897	4:26.413	100.010
4	19:49.416	4:22.519	101.493
5	24:13.491	4:24.075	100.895
6	28:34.628	4:21.137	102.031
7	32:54.826	4:20.198	102.399
8	37:26.824	4:31.998	97.956

45 29 Eric WILSON

SBK Behind 32.098

Best Time 4:21.545 Best Speed 101.871 On 8 Gp

Lap	Elapsed Time	Lap Time	Lap Speed
1	7:32.962	7:32.962	57.830
2	12:20.431	4:47.469	92.685
3	16:57.103	4:36.672	96.302
4	21:25.631	4:28.528	99.222
5	25:53.030	4:27.399	99.641
6	30:18.631	4:25.601	100.316
7	34:40.235	4:21.604	101.848
8	39:01.780	4:21.545	101.871



METZELER ULSTER GRAND PRIX

SUPERBIKE

Dundrod 150 Free Practice

Wednesday, 05 August 2015

DETAILED RESULT

UGP Superbike First Qualifying



Qualifying Classification

Position

46 125 David MURPHY

SBK Behind 32.694

Best Time 4:22.141 Best Speed 101.640 On 3 Gp

Lap	Elapsed Time	Lap Time	Lap Speed
1	6:00.126	6:00.126	72.738
2	10:30.562	4:30.436	98.522
3	14:52.703	4:22.141	101.640
4	19:17.856	4:25.153	100.485

47 19 George SPENCE

SBK Behind 32.919

Best Time 4:22.366 Best Speed 101.553 On 6 Gp

Lap	Elapsed Time	Lap Time	Lap Speed
1	5:59.854	5:59.854	72.793
2	10:40.012	4:40.158	95.103
3	15:11.070	4:31.058	98.296
4	19:45.113	4:34.043	97.225
5	24:16.130	4:31.017	98.311
6	28:38.496	4:22.366	101.553
7	33:06.592	4:28.096	99.382
8	37:39.601	4:33.009	97.594

48 23 Andrew TAYLOR

SBK Behind 33.593

Best Time 4:23.040 Best Speed 101.292 On 6 Gp

Lap	Elapsed Time	Lap Time	Lap Speed
1	6:03.487	6:03.487	72.065
2	10:40.451	4:36.964	96.200
3	15:14.695	4:34.244	97.154
4	19:46.451	4:31.756	98.044
5	24:18.022	4:31.571	98.110
6	28:41.062	4:23.040	101.292
7	33:09.136	4:28.074	99.390
8	41:20.242	8:11.106	54.253

49 21 Alan CONNOR

SBK Behind 35.058

Best Time 4:24.505 Best Speed 100.731 On 2 Gp

Lap	Elapsed Time	Lap Time	Lap Speed
1	11:35.301	11:35.301	37.674
2	15:59.806	4:24.505	100.731
3	20:28.400	4:28.594	99.198

UGP Superbike First Qualifying

Qualifying Classification

Position

50 43 Andrew SELLARS

SBK Behind 35.609

Best Time 4:25.056 Best Speed 100.522 On 5 Gp

Lap	Elapsed Time	Lap Time	Lap Speed
1	5:55.600	5:55.600	73.663
2	10:36.299	4:40.699	94.920
3	15:07.158	4:30.859	98.368
4	19:35.973	4:28.815	99.116
5	24:01.029	4:25.056	100.522
6	28:27.049	4:26.020	100.158
7	39:18.640	10:51.591	40.891

51 82 Xavier DENIS

SBK Behind 39.217

Best Time 4:28.664 Best Speed 99.172 On 7 Gp

Lap	Elapsed Time	Lap Time	Lap Speed
1	5:42.093	5:42.093	76.572
2	10:31.841	4:49.748	91.956
3	18:21.780	7:49.939	56.697
4	23:02.666	4:40.886	94.857
5	27:38.858	4:36.192	96.469
6	32:10.457	4:31.599	98.100
7	36:39.121	4:28.664	99.172
8	41:17.058	4:37.937	95.863

52 73 Trevor MATTHEWSON

SBK Behind 43.027

Best Time 4:32.474 Best Speed 97.785 On 5 Gp

Lap	Elapsed Time	Lap Time	Lap Speed
1	6:21.812	6:21.812	68.606
2	11:02.826	4:41.014	94.814
3	15:41.476	4:38.650	95.618
4	20:15.286	4:33.810	97.308
5	24:47.760	4:32.474	97.785
6	29:21.242	4:33.482	97.425
7	33:54.254	4:33.012	97.593
8	38:37.464	4:43.210	94.078

Non Qualifiers

Position



METZELER ULSTER GRAND PRIX

SUPERBIKE

Dundrod 150 Free Practice

Wednesday, 05 August 2015

DETAILED RESULT

UGP Superbike First Qualifying



Non Qualifiers

Position

94 Dominic HERBERTSON

SBK Behind 36.975

Best Time 4:26.422 Best Speed 100.007 On 2 Gp

Lap	Elapsed Time	Lap Time	Lap Speed
1	5:57.378	5:57.378	73.297
2	10:23.800	4:26.422	100.007

20 Hubert KALTHUBER

SBK Behind 42.100

Best Time 4:31.547 Best Speed 98.119 On 2 Gp

Lap	Elapsed Time	Lap Time	Lap Speed
1	7:55.795	7:55.795	55.055
2	12:27.342	4:31.547	98.119

88 Brandon CRETU

SBK Behind 42.644

Best Time 4:32.091 Best Speed 97.923 On 2 Gp

Lap	Elapsed Time	Lap Time	Lap Speed
1	5:42.361	5:42.361	76.512
2	10:14.452	4:32.091	97.923
3	14:47.562	4:33.110	97.558
4	25:25.209	10:37.647	41.785

14 Tom McHALE

SBK Behind 54.291

Best Time 4:43.738 Best Speed 93.903 On 2 Gp

Lap	Elapsed Time	Lap Time	Lap Speed
1	7:26.581	7:26.581	58.656
2	12:10.319	4:43.738	93.903
3	37:07.453	24:57.134	17.797
4	42:00.930	4:53.477	90.787

METZELER ULSTER GRAND PRIX SUPERBIKE

Second Qualifying
Thursday, 06 August 2015



Qualifying Time **3:57.847** Qualifying Speed **112.021**


Pos	Class	No	Name	Machine / Sponsor	Time	Best Lap	Speed	On	Total Laps	Qualifying Laps
					-----	-----	-----			
1	SBK	4	Guy MARTIN	BMW - Tyco BMW Motorrad Racing	3:21.489		132.235	12	12	9
2	SBK	5	Bruce ANSTEY	Honda - Valvoline Racing by Padgetts	3:21.758	0.269	132.059	6	8	6
3	SBK	9	Ian HUTCHINSON	Kawasaki - PBM Kawasaki	3:21.896	0.407	131.969	10	10	6
4	SBK	60	Peter HICKMAN	BMW - Briggs Equipment BMW	3:21.943	0.454	131.938	9	10	7
5	SBK	13	Lee JOHNSTON	BMW - ECR/Burdens	3:22.949	1.460	131.284	6	9	7
6	SBK	6	William DUNLOP	BMW - Tyco BMW Motorrad Racing	3:22.986	1.497	131.260	9	11	9
7	SBK	1	Michael DUNLOP	BMW - Buildbase BMW Motorrad	3:23.764	2.275	130.759	9	9	4
8	SBK	2	Dean HARRISON	Yamaha - Mar-Train Racing	3:23.845	2.356	130.707	9	11	9
9	SBK	24	Keith AMOR	BMW - Rig Deluge Road Racing	3:23.873	2.384	130.689	7	9	7
10	SBK	7	Dan KNEEN	Honda - Valvoline Racing by Padgetts	3:23.894	2.405	130.676	9	11	8
11	SBK	10	Conor CUMMINS	Honda - Honda Racing	3:25.097	3.608	129.909	10	10	5
12	SBK	15	Ivan LINTIN	Kawasaki - RC Express Racing	3:26.258	4.769	129.178	9	10	6
13	SBK	72	David JOHNSON	BMW - Ice Valley by Motorsave Trade	3:26.893	5.404	128.781	12	12	9
14	SBK	51	Derek SHEILS	Kawasaki - BikeBitsNI Racing	3:27.780	6.291	128.232	9	10	6
15	SBK	66	Russ MOUNTFORD	Kawasaki - Silicone Engineering	3:27.875	6.386	128.173	4	11	7
16	SBK	12	Daniel COOPER	Honda - Cooper Racing/Space Centre	3:31.139	9.650	126.192	11	12	9
17	SBK	27	Phillip CROWE	BMW - Handtrans/Sheffpack	3:31.255	9.766	126.122	10	11	7
18	SBK	77	Mark GOODINGS	Kawasaki - IPG Power Generation	3:31.262	9.773	126.118	9	10	7
19	SBK	104	Daley MATHISON	Suzuki - Hol-Taj Suzuki	3:31.421	9.932	126.023	11	11	8
20	SBK	52	James COWTON	Honda - VRS Racing	3:31.708	10.219	125.852	3	5	3
21	SBK	11	Paul SHOESMITH	BMW - Ice Valley by Motorsave Trade	3:31.924	10.435	125.724	4	11	8
22	SBK	61	John WALSH	BMW - Nolan Racing	3:31.947	10.458	125.710	3	7	5
23	SBK	86	Derek McGEE	Kawasaki - McGee Racing	3:32.654	11.165	125.293	4	4	3
24	SBK	97	Seamus ELLIOTT	Honda - Wilson Craig Racing	3:32.706	11.217	125.262	7	8	6
25	SBK	76	Horst SAIGER	Kawasaki - Team ILR	3:33.473	11.984	124.812	9	10	6
26	SBK	26	Ben WYLIE	Bimota - Bimota UK	3:34.697	13.208	124.100	2	10	7
27	SBK	14	Tom McHALE	Honda	3:34.960	13.471	123.948	9	9	6
28	SBK	53	Jonathan HOWARTH	Honda - DTR	3:35.913	14.424	123.401	8	9	6
29	SBK	80	Darren COOPER	Kawasaki - Flue Stox	3:36.872	15.383	122.856	4	9	6
30	SBK	47	Alistair KIRK	Kawasaki - AKR / McCurry Motorsport	3:36.933	15.444	122.821	8	10	6
31	SBK	25	Fabrice MIGUET	Kawasaki - Optimark Road Racing	3:37.043	15.554	122.759	9	11	8
32	SBK	56	John INGRAM	Kawasaki - Morello Racing	3:37.091	15.602	122.732	11	11	8
33	SBK	82	Xavier DENIS	Kawasaki - Optimark Road Racing	3:37.453	15.964	122.527	5	6	4
34	SBK	37	Nuno CAETANO	Kawasaki - KS Team of Portugal	3:37.789	16.300	122.338	3	5	3
35	SBK	30	Jochem van den HOEK	Yamaha	3:38.049	16.560	122.193	8	9	5
36	SBK	17	Dave HEWSON	Bimota - Bimota UK	3:39.939	18.450	121.142	9	9	6
37	SBK	71	Davy MORGAN	Honda - Magic Bullet CSC Racing	3:41.204	19.715	120.450	4	7	4
38	SBK	50	Gavin LUPTON	Honda	3:41.728	20.239	120.165	8	9	6
39	SBK	75	Stephen McKNIGHT	Honda	3:42.260	20.771	119.877	8	11	8
40	SBK	57	Forest DUNN	Kawasaki	3:45.558	24.069	118.125	2	4	3
41	SBK	59	Gareth EVANS	Suzuki - Joe Evans Garage	3:45.831	24.342	117.982	8	8	6
42	SBK	49	Callum LAIDLAW	Suzuki 750 - Shay D Racing	3:46.459	24.970	117.655	8	9	6
43	SBK	40	Matthew REES	Kawasaki - GT Superbikes	3:47.582	26.093	117.074	2	5	3
44	SBK	67	Gary MILLER	Honda	3:49.063	27.574	116.317	9	10	7
45	SBK	19	George SPENCE	Honda - Dod Spence Racing	3:49.218	27.729	116.239	7	9	6
46	SBK	125	David MURPHY	Ducati 1199	3:49.226	27.737	116.234	9	10	6
47	SBK	20	Hubert KALTHUBER	BMW	3:50.348	28.859	115.668	7	8	3
48	SBK	29	Eric WILSON	BMW	3:50.788	29.299	115.448	8	9	5
49	SBK	43	Andrew SELLARS	Honda	3:51.467	29.978	115.109	9	9	6
50	SBK	23	Andrew TAYLOR	BMW - Reid Plastering	3:52.188	30.699	114.752	8	10	6

Non Qualifiers

SBK	34	Brian McCORMACK	Honda - TAG Racing	3:32.423	10.934	125.429	5	5	1
SBK	42	Andy LAWSON	Kawasaki - Shirlaw's Motorcycles	3:47.155	25.666	117.294	4	4	1
SBK	84	Maria COSTELLO	BMW - ESM/Hol-Taj	3:52.844	31.355	114.428	2	3	1
SBK	33	Paul CRANSTON	Suzuki - P & J Fuel Haulage	3:56.160	34.671	112.822	2	2	1
SBK	73	Trevor MATTHEWSON	Suzuki 750 - Strangford Holiday Park	4:08.213	46.724	107.343	9	9	0
SBK	21	Alan CONNOR	Suzuki - Connor Racing	7:05.087	3:43.598	62.679	2	3	0

Provisional result to be confirmed by the Stewards of the Meeting subject to completion of technical inspections & the time limit for protests

Page 1 / 1

Circuit	Dundrod	Signed	Organising Club	Dundrod & District MCC
Length(miles)	7.4011		Qualifying Started	16:14
Weather	Cloudy	Chief Timekeeper		
Track	Dry	Issued At: 17:51		



METZELER ULSTER GRAND PRIX

SUPERBIKE

Second Qualifying

Thursday, 06 August 2015

DETAILED SECTOR ANALYSIS



Qualifying Classification

Position

1 4 Guy MARTIN

SBK Behind

Best Time **3:21.489** Best Speed **132.235** On **12** Gp

Lap	Lap Time	Lap Speed	Sector 1	Sector 2	Sector 3	Speed Trap
1	4:00.790	108.786		1:12.702	1:21.046	172.2
2	3:23.372	131.011	53.746	1:10.167	1:19.459	186.0
3	3:24.206	130.476	53.395	1:11.079	1:19.732	186.5
4	3:22.363	131.664	53.366	1:09.700	1:19.297	187.6
5	3:23.500	130.929	53.172	1:09.731	1:20.597	189.7
6	39:51.910	11.139	53.414	1:10.140	37:48.356	185.5
7	15:10.723	29.256		1:15.528	1:22.385	175.3
8	3:26.468	129.046	53.923	1:11.246	1:21.299	177.7
9	3:23.871	130.690	53.196	1:09.621	1:21.054	186.5
10	3:21.888	131.974	53.137	1:09.493	1:19.258	187.6
11	3:22.016	131.890	52.973	1:09.799	1:19.244	189.1
12	3:21.489	132.235	53.100	1:09.287	1:19.102	188.6
<i>Ideal</i>	<i>3:21.362</i>	<i>132.319</i>	<i>52.973</i>	<i>1:09.287</i>	<i>1:19.102</i>	<i>189.7</i>

2 5 Bruce ANSTEY

SBK Behind **0.269**

Best Time **3:21.758** Best Speed **132.059** On **6** Gp

Lap	Lap Time	Lap Speed	Sector 1	Sector 2	Sector 3	Speed Trap
1	4:36.518	94.730		1:15.569	1:24.903	149.0
2	3:24.790	130.104	53.952	1:11.232	1:19.606	184.5
3	3:36.818	122.886	54.048	1:11.021	1:31.749	174.4
4	1:00:19.026	7.362	57:43.505	1:12.856	1:22.665	155.5
5	3:31.897	125.740	53.048	1:10.347	1:28.502	188.6
6	3:21.758	132.059	53.626	1:09.333	1:18.799	195.2
7	3:21.837	132.007	52.722	1:09.979	1:19.136	193.5
8	3:26.854	128.806	52.669	1:11.053	1:23.132	196.3
<i>Ideal</i>	<i>3:20.801</i>	<i>132.688</i>	<i>52.669</i>	<i>1:09.333</i>	<i>1:18.799</i>	<i>196.3</i>

Qualifying Classification

Position

3 9 Ian HUTCHINSON

SBK Behind **0.407**

Best Time **3:21.896** Best Speed **131.969** On **10** Gp

Lap	Lap Time	Lap Speed	Sector 1	Sector 2	Sector 3	Speed Trap
1	4:22.100	99.942		1:14.292	1:30.086	175.3
2	3:24.250	130.448	53.759	1:11.073	1:19.418	182.0
3	3:26.010	129.333	52.903	1:10.329	1:22.778	192.4
4	8:23.482	52.919	5:51.554	1:10.962	1:20.966	178.6
5	37:30.559	11.839	54.919	1:45.817	34:49.823	194.0
6	14:54.447	29.788	12:12.308	1:12.872	1:29.267	162.6
7	3:22.161	131.796	53.154	1:09.910	1:19.097	193.5
8	3:25.231	129.824	53.086	1:10.040	1:22.105	175.8
9	3:22.852	131.347	52.956	1:10.124	1:19.772	195.7
10	3:21.896	131.969	52.677	1:09.888	1:19.331	196.3
<i>Ideal</i>	<i>3:21.662</i>	<i>132.122</i>	<i>52.677</i>	<i>1:09.888</i>	<i>1:19.097</i>	<i>196.3</i>

4 60 Peter HICKMAN

SBK Behind **0.454**

Best Time **3:21.943** Best Speed **131.938** On **9** Gp

Lap	Lap Time	Lap Speed	Sector 1	Sector 2	Sector 3	Speed Trap
1	6:25.403	67.967		1:16.292	1:23.183	134.7
2	3:30.671	126.472	54.408	1:13.767	1:22.496	188.6
3	3:28.344	127.884	53.566	1:12.661	1:22.117	191.3
4	3:26.792	128.844	53.564	1:12.321	1:20.907	191.8
5	4:06.455	108.109	54.327	1:14.801	1:57.327	189.1
6	50:57.198	8.715		1:12.279	1:24.443	156.9
7	3:25.684	129.538	53.493	1:11.131	1:21.060	188.6
8	3:31.234	126.135	57.258	1:10.908	1:23.068	186.5
9	3:21.943	131.938	52.997	1:09.598	1:19.348	190.2
10	3:26.966	128.736	52.806	1:11.215	1:22.945	191.3
<i>Ideal</i>	<i>3:21.752</i>	<i>132.063</i>	<i>52.806</i>	<i>1:09.598</i>	<i>1:19.348</i>	<i>191.8</i>



METZELER ULSTER GRAND PRIX

SUPERBIKE

Second Qualifying

Thursday, 06 August 2015

DETAILED SECTOR ANALYSIS



Qualifying Classification

Position

5

13 Lee JOHNSTON

SBK Behind **1.460**

Best Time **3:22.949** Best Speed **131.284** On **6** Gp

Lap	Lap Time	Lap Speed	Sector 1	Sector 2	Sector 3	Speed Trap
1	4:21.937	100.004		1:13.161	1:32.468	173.1
2	3:23.763	130.760	53.280	1:10.531	1:19.952	189.7
3	3:24.095	130.547	53.176	1:10.643	1:20.276	188.1
4	3:27.165	128.612	53.192	1:11.052	1:22.921	186.0
5	57:22.233	7.740	54:40.179	1:12.245	1:29.809	167.1
6	3:22.949	131.284	52.991	1:10.145	1:19.813	187.0
7	3:23.210	131.115	52.717	1:10.694	1:19.799	192.4
8	3:26.532	129.006	53.317	1:13.470	1:19.745	187.6
9	3:42.198	119.911	53.023	1:15.939	1:33.236	182.0
<i>Ideal</i>	<i>3:22.607</i>	<i>131.506</i>	<i>52.717</i>	<i>1:10.145</i>	<i>1:19.745</i>	<i>192.4</i>

6

6 William DUNLOP

SBK Behind **1.497**

Best Time **3:22.986** Best Speed **131.260** On **9** Gp

Lap	Lap Time	Lap Speed	Sector 1	Sector 2	Sector 3	Speed Trap
1	4:21.071	100.335		1:15.430	1:29.877	176.7
2	3:26.981	128.727	54.406	1:11.294	1:21.281	188.1
3	3:25.077	129.922	53.406	1:10.929	1:20.742	191.8
4	3:24.447	130.322	53.263	1:10.676	1:20.508	195.2
5	3:47.104	117.321	55.799	1:16.044	1:35.261	190.7
6	54:15.821	8.183	51:39.661	1:12.417	1:23.743	181.5
7	3:24.804	130.095	53.564	1:10.731	1:20.509	191.8
8	3:24.788	130.105	53.785	1:10.290	1:20.713	187.6
9	3:22.986	131.260	52.853	1:10.089	1:20.044	195.2
10	3:23.016	131.241	52.952	1:10.155	1:19.909	193.5
11	3:56.521	112.649	59.631	1:20.282	1:36.608	176.3
<i>Ideal</i>	<i>3:22.851</i>	<i>131.347</i>	<i>52.853</i>	<i>1:10.089</i>	<i>1:19.909</i>	<i>195.2</i>

Qualifying Classification

Position

7

1 Michael DUNLOP

SBK Behind **2.275**

Best Time **3:23.764** Best Speed **130.759** On **9** Gp

Lap	Lap Time	Lap Speed	Sector 1	Sector 2	Sector 3	Speed Trap
1	6:35.049	66.307		1:25.266	1:39.607	167.1
2	3:33.076	125.044	54.155	1:13.360	1:25.561	187.6
3	6:59.587	63.500		1:13.167	1:22.978	179.5
4	4:14.714	104.603	53.395	1:10.811	2:10.508	188.1
5	51:54.152	8.556		1:14.144	1:24.843	173.5
6	3:27.603	128.341	53.872	1:11.360	1:22.371	188.6
7	3:32.865	125.168	54.632	1:11.554	1:26.679	189.1
8	5:25.538	81.846		1:11.380	1:31.282	176.3
9	3:23.764	130.759	53.256	1:09.768	1:20.740	188.6
<i>Ideal</i>	<i>3:23.764</i>	<i>130.759</i>	<i>53.256</i>	<i>1:09.768</i>	<i>1:20.740</i>	<i>189.1</i>

8

2 Dean HARRISON

SBK Behind **2.356**

Best Time **3:23.845** Best Speed **130.707** On **9** Gp

Lap	Lap Time	Lap Speed	Sector 1	Sector 2	Sector 3	Speed Trap
1	4:37.469	94.406		1:14.952	1:25.597	159.2
2	3:25.374	129.734	53.980	1:10.763	1:20.631	185.0
3	3:24.548	130.258	53.817	1:10.536	1:20.195	187.0
4	3:25.997	129.341	53.891	1:11.279	1:20.827	186.5
5	3:36.884	122.849	56.136	1:13.367	1:27.381	186.5
6	53:44.662	8.263		1:12.877	1:22.444	168.3
7	3:24.876	130.049	54.153	1:10.520	1:20.203	187.6
8	3:24.708	130.156	53.556	1:11.099	1:20.053	189.1
9	3:23.845	130.707	53.504	1:10.277	1:20.064	187.6
10	3:24.367	130.373	53.926	1:10.258	1:20.183	187.0
11	3:37.740	122.366	58.904	1:12.359	1:26.477	178.1
<i>Ideal</i>	<i>3:23.815</i>	<i>130.726</i>	<i>53.504</i>	<i>1:10.258</i>	<i>1:20.053</i>	<i>189.1</i>

METZELER ULSTER GRAND PRIX

SUPERBIKE

Second Qualifying

Thursday, 06 August 2015

DETAILED SECTOR ANALYSIS



Qualifying Classification

Position

9 24 Keith AMOR

SBK Behind 2.384

Best Time 3:23.873 Best Speed 130.689 On 7 Gp

Lap	Lap Time	Lap Speed	Sector 1	Sector 2	Sector 3	Speed Trap
1	4:12.340	103.807		1:13.291	1:22.219	170.9
2	3:29.203	127.359	54.857	1:12.720	1:21.626	180.5
3	3:27.661	128.305	54.285	1:11.887	1:21.489	185.5
4	3:31.239	126.132	54.625	1:11.553	1:25.061	186.0
5	57:12.568	7.762		1:13.336	1:24.446	171.3
6	3:28.803	127.603	54.361	1:12.606	1:21.836	188.6
7	3:23.873	130.689	53.350	1:10.911	1:19.612	185.5
8	3:25.770	129.484	53.336	1:11.687	1:20.747	185.5
9	3:45.926	117.932	57.467	1:16.827	1:31.632	185.5
<i>Ideal</i>	<i>3:23.859</i>	<i>130.698</i>	<i>53.336</i>	<i>1:10.911</i>	<i>1:19.612</i>	<i>188.6</i>

10 7 Dan KNEEN

SBK Behind 2.405

Best Time 3:23.894 Best Speed 130.676 On 9 Gp

Lap	Lap Time	Lap Speed	Sector 1	Sector 2	Sector 3	Speed Trap
1	4:37.223	94.490		1:15.728	1:25.786	158.1
2	3:27.497	128.406	54.560	1:12.287	1:20.650	188.6
3	3:28.359	127.875	54.674	1:11.848	1:21.837	186.5
4	3:34.615	124.148	56.195	1:12.396	1:26.024	181.5
5	42:03.086	10.560		1:57.359	33:34.706	110.2
6	15:02.876	29.510		1:14.808	1:23.500	143.6
7	3:26.898	128.778	55.250	1:11.148	1:20.500	187.6
8	3:26.368	129.109	54.765	1:11.499	1:20.104	170.9
9	3:23.894	130.676	53.744	1:10.298	1:19.852	187.6
10	3:26.934	128.756	53.407	1:10.709	1:22.818	188.1
11	3:30.011	126.869	54.457	1:11.025	1:24.529	185.0
<i>Ideal</i>	<i>3:23.557</i>	<i>130.892</i>	<i>53.407</i>	<i>1:10.298</i>	<i>1:19.852</i>	<i>188.6</i>

Qualifying Classification

Position

11 10 Conor CUMMINS

SBK Behind 3.608

Best Time 3:25.097 Best Speed 129.909 On 10 Gp

Lap	Lap Time	Lap Speed	Sector 1	Sector 2	Sector 3	Speed Trap
1	4:22.950	99.618		1:13.851	1:22.967	169.6
2	3:25.390	129.724	54.470	1:11.108	1:19.812	183.0
3	3:28.438	127.827	53.724	1:10.601	1:24.113	188.1
4	6:42.217	66.243		1:12.880	1:22.224	168.7
5	40:10.506	11.053	54.867	1:10.636	38:05.003	180.5
6	14:51.632	29.882		1:12.241	1:25.886	162.2
7	8:02.207	55.254		1:13.530	1:20.337	167.1
8	3:26.176	129.229	54.172	1:10.283	1:21.721	184.5
9	3:29.688	127.065	54.400	1:12.903	1:22.385	182.0
10	3:25.097	129.909	54.253	1:10.380	1:20.464	184.0
<i>Ideal</i>	<i>3:23.819</i>	<i>130.724</i>	<i>53.724</i>	<i>1:10.283</i>	<i>1:19.812</i>	<i>188.1</i>

12 15 Ivan LINTIN

SBK Behind 4.769

Best Time 3:26.258 Best Speed 129.178 On 9 Gp

Lap	Lap Time	Lap Speed	Sector 1	Sector 2	Sector 3	Speed Trap
1	4:38.016	94.220		1:15.200	1:25.338	161.5
2	3:27.572	128.360	54.114	1:12.277	1:21.181	181.0
3	3:34.779	124.053	54.222	1:13.414	1:27.143	187.6
4	5:36.484	79.183		1:13.103	1:24.124	174.4
5	4:19.288	102.758	54.532	1:12.555	2:12.201	191.3
6	50:19.664	8.823	47:43.225	1:12.543	1:23.896	165.8
7	3:26.722	128.888	53.733	1:11.663	1:21.326	189.1
8	3:26.365	129.111	53.834	1:11.077	1:21.454	186.5
9	3:26.258	129.178	53.962	1:11.422	1:20.874	192.4
10	3:40.743	120.701	56.585	1:13.699	1:30.459	186.5
<i>Ideal</i>	<i>3:25.684</i>	<i>129.538</i>	<i>53.733</i>	<i>1:11.077</i>	<i>1:20.874</i>	<i>192.4</i>

METZELER ULSTER GRAND PRIX

SUPERBIKE

Second Qualifying

Thursday, 06 August 2015

DETAILED SECTOR ANALYSIS



Qualifying Classification

Position

13 72 David JOHNSON

SBK Behind 5.404

Best Time 3:26.893 Best Speed 128.781 On 12 Gp

Lap	Lap Time	Lap Speed	Sector 1	Sector 2	Sector 3	Speed Trap
1	4:48.014	90.949		1:15.880	1:27.359	158.1
2	3:31.533	125.957	55.063	1:13.841	1:22.629	184.0
3	3:30.622	126.501	55.403	1:12.908	1:22.311	184.0
4	3:28.040	128.071	54.613	1:11.896	1:21.531	184.0
5	3:27.666	128.302	54.565	1:11.889	1:21.212	183.5
6	38:31.224	11.528	57.069	1:15.907	36:18.248	183.0
7	17:20.519	25.606	14:37.879	1:16.560	1:26.080	154.1
8	3:27.985	128.105	54.320	1:12.406	1:21.259	186.0
9	3:27.138	128.629	54.086	1:12.273	1:20.779	186.0
10	3:29.899	126.937	54.065	1:11.829	1:24.005	187.0
11	3:27.505	128.402	54.625	1:11.768	1:21.112	185.5
12	3:26.893	128.781	53.744	1:11.443	1:21.706	186.0
<i>Ideal</i>	3:25.966	129.361	53.744	1:11.443	1:20.779	187.0

14 51 Derek SHEILS

SBK Behind 6.291

Best Time 3:27.780 Best Speed 128.232 On 9 Gp

Lap	Lap Time	Lap Speed	Sector 1	Sector 2	Sector 3	Speed Trap
1	4:33.676	95.714		1:17.192	1:23.643	158.4
2	3:30.331	126.676	55.765	1:13.136	1:21.430	180.5
3	3:37.806	122.329	55.023	1:13.122	1:29.661	181.5
4	6:44.042	65.944		1:14.758	1:22.955	165.0
5	39:08.161	11.347	55.763	1:12.956	36:59.442	180.5
6	20:18.163	21.872		1:19.595	1:26.280	154.4
7	3:31.307	126.091	55.943	1:12.116	1:23.248	175.3
8	3:28.370	127.869	54.480	1:12.810	1:21.080	0.0
9	3:27.780	128.232	54.632	1:12.376	1:20.772	180.5
10	3:28.335	127.890	55.153	1:11.630	1:21.552	183.0
<i>Ideal</i>	3:26.882	128.788	54.480	1:11.630	1:20.772	183.0

Qualifying Classification

Position

15 66 Russ MOUNTFORD

SBK Behind 6.386

Best Time 3:27.875 Best Speed 128.173 On 4 Gp

Lap	Lap Time	Lap Speed	Sector 1	Sector 2	Sector 3	Speed Trap
1	4:28.662	97.501		1:15.129	1:23.914	158.4
2	3:31.598	125.918	54.995	1:12.906	1:23.697	186.5
3	3:28.159	127.998	54.773	1:12.049	1:21.337	185.0
4	3:27.875	128.173	54.608	1:11.976	1:21.291	186.0
5	3:28.821	127.592	54.764	1:12.306	1:21.751	184.5
6	38:59.737	11.388	55.381	1:12.859	36:51.497	182.0
7	16:50.936	26.356		1:15.881	1:21.980	170.5
8	3:56.749	112.541	54.609	1:12.472	1:49.668	185.0
9	6:50.241	64.947		1:12.126	1:22.432	173.1
10	3:28.455	127.816	54.805	1:12.026	1:21.624	180.5
11	3:28.339	127.888	54.751	1:11.895	1:21.693	185.0
<i>Ideal</i>	3:27.794	128.223	54.608	1:11.895	1:21.291	186.5

16 12 Daniel COOPER

SBK Behind 9.650

Best Time 3:31.139 Best Speed 126.192 On 11 Gp

Lap	Lap Time	Lap Speed	Sector 1	Sector 2	Sector 3	Speed Trap
1	4:59.210	87.546		1:20.894	1:28.118	154.8
2	3:36.495	123.070	56.721	1:15.724	1:24.050	173.1
3	3:38.102	122.163	57.653	1:16.719	1:23.730	171.8
4	3:35.946	123.383	55.990	1:16.429	1:23.527	181.5
5	3:33.673	124.695	56.233	1:14.054	1:23.386	179.5
6	37:45.395	11.761	58.543	1:40.961	35:05.891	180.0
7	14:56.069	29.734	12:13.280	1:17.184	1:25.605	151.6
8	3:34.550	124.185	56.475	1:14.591	1:23.484	174.9
9	3:32.178	125.574	55.646	1:14.165	1:22.367	177.7
10	3:31.385	126.045	55.698	1:13.346	1:22.341	181.5
11	3:31.139	126.192	55.866	1:13.493	1:21.780	179.5
12	3:37.519	122.490	55.438	1:12.869	1:29.212	180.0
<i>Ideal</i>	3:30.087	126.823	55.438	1:12.869	1:21.780	181.5



METZELER ULSTER GRAND PRIX

SUPERBIKE

Second Qualifying

Thursday, 06 August 2015

DETAILED SECTOR ANALYSIS



Qualifying Classification

Position

17	27 Phillip CROWE	SBK	Behind	9.766		
Best Time	3:31.255	Best Speed	126.122	On 10 Gp		
Lap	Lap Time	Lap Speed	Sector 1	Sector 2	Sector 3	Speed Trap
1	4:40.436	93.407		1:18.128	1:27.801	157.3
2	3:37.818	122.322	57.664	1:15.158	1:24.996	174.4
3	3:39.678	121.286	57.323	1:15.096	1:27.259	173.1
4	4:34.117	97.199		1:22.213	1:26.039	162.2
5	4:01.027	110.543	56.660	1:14.773	1:49.594	172.2
6	53:38.673	8.278	50:50.525	1:17.345	1:30.803	156.2
7	3:33.820	124.609	56.719	1:14.307	1:22.794	173.1
8	3:33.030	125.071	56.342	1:13.553	1:23.135	173.1
9	3:34.006	124.501	56.097	1:15.377	1:22.532	174.4
10	3:31.255	126.122	55.864	1:13.391	1:22.000	171.8
11	3:39.323	121.483	56.259	1:13.411	1:29.653	173.5
<i>Ideal</i>	<i>3:31.255</i>	<i>126.122</i>	<i>55.864</i>	<i>1:13.391</i>	<i>1:22.000</i>	<i>174.4</i>

18 77 Mark GOODINGS

	SBK	Behind	9.773			
Best Time	3:31.262	Best Speed	126.118 On 9 Gp			
Lap	Lap Time	Lap Speed	Sector 1	Sector 2	Sector 3	Speed Trap
1	5:24.496	80.724		1:16.593	1:31.498	128.0
2	3:36.620	122.999	57.044	1:15.609	1:23.967	174.0
3	3:42.127	119.949	58.840	1:17.742	1:25.545	165.0
4	3:33.621	124.725	56.096	1:13.772	1:23.753	181.0
5	3:34.888	123.990	55.519	1:14.909	1:24.460	181.5
6	37:39.474	11.792	1:16.630	2:22.000	34:00.844	181.0
7	23:44.025	18.710		1:18.494	1:29.292	152.0
8	3:35.396	123.698	56.752	1:14.517	1:24.127	178.6
9	3:31.262	126.118	55.427	1:12.711	1:23.124	183.5
10	3:35.947	123.382	55.368	1:12.839	1:27.740	184.5
<i>Ideal</i>	<i>3:31.203</i>	<i>126.153</i>	<i>55.368</i>	<i>1:12.711</i>	<i>1:23.124</i>	<i>184.5</i>

Qualifying Classification

Position

19	104 Daley MATHISON	SBK	Behind	9.932		
Best Time	3:31.421	Best Speed	126.023	On 11 Gp		
Lap	Lap Time	Lap Speed	Sector 1	Sector 2	Sector 3	Speed Trap
1	4:40.338	93.440		1:15.690	1:25.802	168.3
2	3:37.642	122.421	57.224	1:15.022	1:25.396	179.1
3	3:36.875	122.854	56.593	1:15.298	1:24.984	179.1
4	3:34.474	124.229	56.597	1:14.058	1:23.819	173.1
5	3:34.416	124.263	55.956	1:14.515	1:23.945	182.0
6	38:04.274	11.664	56.835	1:24.985	35:42.454	165.8
7	20:29.383	21.673		1:15.185	1:24.645	170.0
8	3:35.270	123.770	55.627	1:14.363	1:25.280	183.5
9	3:34.217	124.378	56.207	1:13.875	1:24.135	182.0
10	3:32.253	125.529	55.661	1:13.551	1:23.041	179.5
11	3:31.421	126.023	55.454	1:13.474	1:22.493	182.0
<i>Ideal</i>	<i>3:31.421</i>	<i>126.023</i>	<i>55.454</i>	<i>1:13.474</i>	<i>1:22.493</i>	<i>183.5</i>

20 52 James COWTON

	SBK	Behind	10.219			
Best Time	3:31.708	Best Speed	125.852 On 3 Gp			
Lap	Lap Time	Lap Speed	Sector 1	Sector 2	Sector 3	Speed Trap
1	57:25.794	7.602		1:24.755	35:57.315	166.2
2	15:09.632	29.291		1:16.045	1:25.108	159.6
3	3:31.708	125.852	55.924	1:13.347	1:22.437	179.1
4	3:32.516	125.374	55.864	1:13.860	1:22.792	173.1
5	3:39.570	121.346	56.244	1:14.726	1:28.600	180.0
<i>Ideal</i>	<i>3:31.648</i>	<i>125.888</i>	<i>55.864</i>	<i>1:13.347</i>	<i>1:22.437</i>	<i>180.0</i>

21 11 Paul SHOESMITH

	SBK	Behind	10.435			
Best Time	3:31.924	Best Speed	125.724 On 4 Gp			
Lap	Lap Time	Lap Speed	Sector 1	Sector 2	Sector 3	Speed Trap
1	4:48.213	90.887		1:16.755	1:25.095	151.0
2	3:34.103	124.445	56.045	1:14.570	1:23.488	171.3
3	3:32.821	125.194	55.555	1:12.936	1:24.330	176.3
4	3:31.924	125.724	55.851	1:12.777	1:23.296	180.0
5	3:34.066	124.466	56.380	1:13.708	1:23.978	170.9
6	38:14.921	11.610	56.566	1:25.119	35:53.236	174.4
7	17:28.530	25.411	14:45.171	1:17.243	1:26.116	156.2
8	3:34.046	124.478	56.365	1:13.783	1:23.898	183.0
9	3:34.122	124.434	56.423	1:13.950	1:23.749	177.2
10	3:33.121	125.018	55.949	1:13.433	1:23.739	179.5
11	3:34.785	124.049	55.763	1:14.045	1:24.977	175.8
<i>Ideal</i>	<i>3:31.628</i>	<i>125.900</i>	<i>55.555</i>	<i>1:12.777</i>	<i>1:23.296</i>	<i>183.0</i>



METZELER ULSTER GRAND PRIX

SUPERBIKE

Second Qualifying

Thursday, 06 August 2015

DETAILED SECTOR ANALYSIS



Qualifying Classification

Position

22 61 John WALSH

SBK Behind 10.458

Best Time 3:31.947 Best Speed 125.710 On 3 Gp

Lap	Lap Time	Lap Speed	Sector 1	Sector 2	Sector 3	Speed Trap
1	4:26.741	98.203		1:14.905	1:25.599	161.9
2	3:34.017	124.495	56.286	1:13.346	1:24.385	182.5
3	3:31.947	125.710	55.594	1:12.537	1:23.816	173.1
4	3:41.161	120.473	56.193	1:13.468	1:31.500	179.5
5	56:56.852	7.798	54:13.816	1:13.482	1:29.554	172.6
6	3:32.379	125.455	56.386	1:12.980	1:23.013	180.5
7	3:38.786	121.781	54.965	1:15.475	1:28.346	181.0
<i>Ideal</i>	3:30.515	126.566	54.965	1:12.537	1:23.013	182.5

23 86 Derek McGEE

SBK Behind 11.165

Best Time 3:32.654 Best Speed 125.293 On 4 Gp

Lap	Lap Time	Lap Speed	Sector 1	Sector 2	Sector 3	Speed Trap
1	1:20:18.549	5.436		1:20.869	1:29.191	145.7
2	3:36.918	122.830	56.762	1:14.696	1:25.460	170.5
3	3:35.571	123.597	56.454	1:14.963	1:24.154	178.1
4	3:32.654	125.293	56.298	1:13.346	1:23.010	175.3
<i>Ideal</i>	3:32.654	125.293	56.298	1:13.346	1:23.010	178.1

24 97 Seamus ELLIOTT

SBK Behind 11.217

Best Time 3:32.706 Best Speed 125.262 On 7 Gp

Lap	Lap Time	Lap Speed	Sector 1	Sector 2	Sector 3	Speed Trap
1	7:18.654	59.716		1:18.141	1:27.907	158.4
2	3:38.827	121.758	57.818	1:15.306	1:25.703	180.0
3	3:35.522	123.625	57.013	1:14.000	1:24.509	183.5
4	3:39.899	121.165	57.666	1:14.184	1:28.049	159.2
5	54:56.073	8.084		1:15.336	1:26.316	163.4
6	3:37.262	122.635	56.725	1:16.253	1:24.284	182.5
7	3:32.706	125.262	55.701	1:14.451	1:22.554	183.5
8	3:35.134	123.848	55.399	1:13.225	1:26.510	181.0
<i>Ideal</i>	3:31.178	126.168	55.399	1:13.225	1:22.554	183.5

Qualifying Classification

Position

25 76 Horst SAIGER

SBK Behind 11.984

Best Time 3:33.473 Best Speed 124.812 On 9 Gp

Lap	Lap Time	Lap Speed	Sector 1	Sector 2	Sector 3	Speed Trap
1	5:57.081	73.358		1:17.193	1:30.063	139.7
2	3:36.863	122.861	55.609	1:15.908	1:25.346	176.3
3	3:34.615	124.148	55.259	1:14.569	1:24.787	177.7
4	3:41.329	120.382	56.936	1:14.663	1:29.730	177.2
5	40:33.343	10.950		1:43.394	35:20.537	152.0
6	17:36.440	25.221		1:19.485	1:27.589	141.7
7	4:30.234	98.596	56.240	1:14.975	2:19.019	175.8
8	3:33.924	124.549	55.729	1:14.044	1:24.151	177.7
9	3:33.473	124.812	55.852	1:13.962	1:23.659	173.5
10	3:33.830	124.603	55.710	1:14.157	1:23.963	180.5
<i>Ideal</i>	3:32.880	125.160	55.259	1:13.962	1:23.659	180.5

26 26 Ben WYLIE

SBK Behind 13.208

Best Time 3:34.697 Best Speed 124.100 On 2 Gp

Lap	Lap Time	Lap Speed	Sector 1	Sector 2	Sector 3	Speed Trap
1	4:58.983	87.613		1:21.088	1:28.321	146.1
2	3:34.697	124.100	56.304	1:14.782	1:23.611	176.3
3	3:36.478	123.079	56.820	1:15.215	1:24.443	180.0
4	3:48.240	116.737	58.494	1:18.240	1:31.506	168.7
5	41:29.152	10.704		1:15.417	37:26.747	163.0
6	17:25.203	25.492		1:17.804	1:26.017	146.4
7	3:36.591	123.015	57.154	1:14.995	1:24.442	177.7
8	3:37.050	122.755	57.195	1:14.671	1:25.184	173.5
9	3:35.380	123.707	56.966	1:14.449	1:23.965	178.1
10	3:34.948	123.955	56.797	1:14.481	1:23.670	168.3
<i>Ideal</i>	3:34.364	124.293	56.304	1:14.449	1:23.611	180.0

METZELER ULSTER GRAND PRIX

SUPERBIKE

Second Qualifying

Thursday, 06 August 2015

DETAILED SECTOR ANALYSIS



Qualifying Classification

Position

27 14 Tom McHALE

SBK Behind 13.471

Best Time **3:34.960** Best Speed **123.948** On **9** Gp

Lap	Lap Time	Lap Speed	Sector 1	Sector 2	Sector 3	Speed Trap
1	6:31.138	66.970		1:17.754	1:26.612	64.1
2	3:38.410	121.991	57.337	1:15.719	1:25.354	169.2
3	3:35.772	123.482	57.203	1:14.012	1:24.557	168.7
4	3:39.274	121.510	56.655	1:17.251	1:25.368	165.8
5	40:14.653	11.034	56.894	1:14.487	38:03.272	170.0
6	20:21.623	21.810		1:20.586	2:38.548	157.3
7	3:35.554	123.607	56.959	1:14.142	1:24.453	178.1
8	3:35.678	123.536	57.024	1:14.222	1:24.432	176.3
9	3:34.960	123.948	56.523	1:14.144	1:24.293	170.9
<i>Ideal</i>	<i>3:34.828</i>	<i>124.025</i>	<i>56.523</i>	<i>1:14.012</i>	<i>1:24.293</i>	<i>178.1</i>

28 53 Jonathan HOWARTH

SBK Behind 14.424

Best Time **3:35.913** Best Speed **123.401** On **8** Gp

Lap	Lap Time	Lap Speed	Sector 1	Sector 2	Sector 3	Speed Trap
1	6:10.763	70.651		1:17.914	1:26.231	150.3
2	3:42.037	119.998	57.416	1:18.366	1:26.255	175.8
3	3:38.944	121.693	57.718	1:15.876	1:25.350	174.4
4	3:38.281	122.063	57.330	1:15.614	1:25.337	174.9
5	40:58.436	10.838	58.165	1:15.327	38:44.944	170.9
6	23:11.165	19.152		1:15.759	1:25.884	147.0
7	3:37.085	122.735	56.116	1:17.120	1:23.849	176.7
8	3:35.913	123.401	56.617	1:15.071	1:24.225	175.8
9	3:57.221	112.317	58.654	1:23.117	1:35.450	174.9
<i>Ideal</i>	<i>3:35.036</i>	<i>123.905</i>	<i>56.116</i>	<i>1:15.071</i>	<i>1:23.849</i>	<i>176.7</i>

29 80 Darren COOPER

SBK Behind 15.383

Best Time **3:36.872** Best Speed **122.856** On **4** Gp

Lap	Lap Time	Lap Speed	Sector 1	Sector 2	Sector 3	Speed Trap
1	5:20.787	81.658		1:20.204	1:30.409	136.3
2	3:39.914	121.156	57.885	1:16.330	1:25.699	167.9
3	3:42.333	119.838	58.700	1:17.483	1:26.150	165.4
4	3:36.872	122.856	56.986	1:14.114	1:25.772	171.3
5	5:04.332	87.549	57.779	1:15.516	2:51.037	167.5
6	51:24.775	8.637		1:17.566	1:27.339	166.2
7	3:38.372	122.012	57.478	1:15.172	1:25.722	175.3
8	3:37.750	122.360	58.115	1:14.815	1:24.820	164.6
9	3:45.183	118.321	57.408	1:15.644	1:32.131	168.3
<i>Ideal</i>	<i>3:35.920</i>	<i>123.397</i>	<i>56.986</i>	<i>1:14.114</i>	<i>1:24.820</i>	<i>175.3</i>

Qualifying Classification

Position

30 47 Alistair KIRK

SBK Behind 15.444

Best Time **3:36.933** Best Speed **122.821** On **8** Gp

Lap	Lap Time	Lap Speed	Sector 1	Sector 2	Sector 3	Speed Trap
1	5:02.151	86.694		1:20.091	1:30.884	0.0
2	3:37.262	122.635	56.524	1:15.400	1:25.338	0.0
3	3:48.296	116.708	56.320	1:16.109	1:35.867	174.4
4	5:36.753	79.120		1:15.566	1:23.994	0.0
5	39:29.230	11.246	56.257	1:16.093	37:16.880	178.1
6	16:33.329	26.823		1:19.626	1:28.399	0.0
7	3:39.465	121.404	57.542	1:16.159	1:25.764	166.2
8	3:36.933	122.821	56.259	1:15.309	1:25.365	0.0
9	3:37.692	122.393	56.467	1:14.969	1:26.256	0.0
10	3:41.805	120.123	56.683	1:13.996	1:31.126	172.6
<i>Ideal</i>	<i>3:34.247</i>	<i>124.361</i>	<i>56.257</i>	<i>1:13.996</i>	<i>1:23.994</i>	<i>178.1</i>

31 25 Fabrice MIGUET

SBK Behind 15.554

Best Time **3:37.043** Best Speed **122.759** On **9** Gp

Lap	Lap Time	Lap Speed	Sector 1	Sector 2	Sector 3	Speed Trap
1	5:24.780	80.654		1:18.389	1:28.345	123.1
2	3:39.719	121.264	57.911	1:16.584	1:25.224	169.6
3	3:40.358	120.912	57.594	1:17.486	1:25.278	177.2
4	3:39.269	121.513	57.410	1:15.733	1:26.126	169.6
5	4:10.081	106.541	58.355	1:16.727	1:54.999	163.8
6	51:27.630	8.629	48:44.981	1:17.055	1:25.594	151.6
7	3:37.417	122.548	57.683	1:15.165	1:24.569	176.7
8	3:40.062	121.075	57.758	1:16.856	1:25.448	170.5
9	3:37.043	122.759	58.103	1:15.595	1:23.345	165.0
10	3:38.254	122.078	57.935	1:15.377	1:24.942	163.0
11	3:40.497	120.836	58.813	1:16.072	1:25.612	163.0
<i>Ideal</i>	<i>3:35.920</i>	<i>123.397</i>	<i>57.410</i>	<i>1:15.165</i>	<i>1:23.345</i>	<i>177.2</i>



METZELER ULSTER GRAND PRIX

SUPERBIKE

Second Qualifying

Thursday, 06 August 2015

DETAILED SECTOR ANALYSIS



Qualifying Classification

Position

32 56 John INGRAM

SBK Behind 15.602

Best Time 3:37.091 Best Speed 122.732 On 11 Gp

Lap	Lap Time	Lap Speed	Sector 1	Sector 2	Sector 3	Speed Trap
1	4:57.746	87.977		1:22.230	1:28.197	155.1
2	3:39.437	121.420	57.308	1:16.688	1:25.441	172.6
3	3:43.294	119.322	56.709	1:17.824	1:28.761	170.5
4	3:39.464	121.405	56.398	1:17.091	1:25.975	178.1
5	3:39.664	121.294	56.832	1:16.767	1:26.065	174.9
6	37:40.393	11.787	57.145	1:54.470	34:48.778	165.8
7	19:46.703	22.452		2:13.001	1:31.277	159.9
8	3:41.203	120.450	56.978	1:17.742	1:26.483	167.9
9	3:42.343	119.833	56.452	1:17.483	1:28.408	173.1
10	3:39.030	121.645	55.819	1:16.539	1:26.672	174.4
11	3:37.091	122.732	56.371	1:15.582	1:25.138	175.8
<i>Ideal</i>	3:36.539	123.045	55.819	1:15.582	1:25.138	178.1

33 82 Xavier DENIS

SBK Behind 15.964

Best Time 3:37.453 Best Speed 122.527 On 5 Gp

Lap	Lap Time	Lap Speed	Sector 1	Sector 2	Sector 3	Speed Trap
1	5:12.975	83.696		1:18.915	1:28.348	149.3
2	3:41.644	120.211	57.270	1:17.096	1:27.278	170.5
3	3:40.005	121.106	57.375	1:15.969	1:26.661	171.8
4	3:39.366	121.459	57.507	1:15.288	1:26.571	176.3
5	3:37.453	122.527	56.911	1:15.170	1:25.372	170.5
6	37:19.725	11.896	1:19.985	2:20.172	33:39.568	163.0
<i>Ideal</i>	3:37.453	122.527	56.911	1:15.170	1:25.372	176.3

34 37 Nuno CAETANO

SBK Behind 16.300

Best Time 3:37.789 Best Speed 122.338 On 3 Gp

Lap	Lap Time	Lap Speed	Sector 1	Sector 2	Sector 3	Speed Trap
1	6:01.544	72.452		1:18.499	1:26.328	143.3
2	3:40.051	121.081	57.735	1:14.775	1:27.541	171.3
3	3:37.789	122.338	56.928	1:15.597	1:25.264	171.3
4	3:38.585	121.893	57.229	1:15.329	1:26.027	172.2
5	4:20.135	102.424	57.365	1:15.121	2:07.649	169.6
<i>Ideal</i>	3:36.967	122.802	56.928	1:14.775	1:25.264	172.2

Qualifying Classification

Position

35 30 Jochem van den HOEK

SBK Behind 16.560

Best Time 3:38.049 Best Speed 122.193 On 8 Gp

Lap	Lap Time	Lap Speed	Sector 1	Sector 2	Sector 3	Speed Trap
1	5:25.837	80.392		1:20.249	1:28.031	125.4
2	3:42.564	119.714	58.078	1:17.544	1:26.942	160.7
3	3:42.171	119.925	57.561	1:17.525	1:27.085	170.9
4	3:50.340	115.672	1:01.133	1:20.067	1:29.140	158.1
5	4:18.011	103.267	57.751	1:16.878	2:03.382	175.8
6	51:44.017	8.584		1:17.853	1:27.104	165.4
7	3:39.501	121.384	57.024	1:15.610	1:26.867	181.0
8	3:38.049	122.193	56.871	1:15.781	1:25.397	181.5
9	3:57.939	111.978	56.549	1:17.318	1:44.072	174.0
<i>Ideal</i>	3:37.556	122.469	56.549	1:15.610	1:25.397	181.5

36 17 Dave HEWSON

SBK Behind 18.450

Best Time 3:39.939 Best Speed 121.142 On 9 Gp

Lap	Lap Time	Lap Speed	Sector 1	Sector 2	Sector 3	Speed Trap
1	4:58.827	87.658		1:21.798	1:28.754	156.9
2	3:41.487	120.296	58.127	1:16.859	1:26.501	166.2
3	3:47.822	116.951	57.698	1:17.037	1:33.087	170.9
4	45:13.000	9.821		1:19.155	36:41.495	159.2
5	16:07.863	27.529		1:21.248	1:30.421	153.4
6	3:42.974	119.494	58.357	1:17.252	1:27.365	173.5
7	3:43.167	119.390	58.797	1:15.839	1:28.531	170.0
8	3:40.864	120.635	58.729	1:15.773	1:26.362	161.1
9	3:39.939	121.142	57.805	1:15.989	1:26.145	172.2
<i>Ideal</i>	3:39.616	121.321	57.698	1:15.773	1:26.145	173.5

37 71 Davy MORGAN

SBK Behind 19.715

Best Time 3:41.204 Best Speed 120.450 On 4 Gp

Lap	Lap Time	Lap Speed	Sector 1	Sector 2	Sector 3	Speed Trap
1	5:58.177	73.133		1:19.547	1:30.246	147.3
2	3:43.939	118.979	58.352	1:16.763	1:28.824	174.9
3	3:44.269	118.804	59.895	1:17.168	1:27.206	159.6
4	3:41.204	120.450	58.409	1:15.945	1:26.850	161.5
5	4:21.663	101.825	56.542	1:15.944	2:09.177	177.2
6	53:16.192	8.336	50:32.606	1:17.055	1:26.531	160.3
7	3:45.108	118.361	57.646	1:15.988	1:31.474	176.3
<i>Ideal</i>	3:39.017	121.652	56.542	1:15.944	1:26.531	177.2



METZELER ULSTER GRAND PRIX

SUPERBIKE

Second Qualifying

Thursday, 06 August 2015

DETAILED SECTOR ANALYSIS



Qualifying Classification

Position

38 50 Gavin LUPTON

SBK Behind 20.239

Best Time 3:41.728 Best Speed 120.165 On 8 Gp

Lap	Lap Time	Lap Speed	Sector 1	Sector 2	Sector 3	Speed Trap
1	5:33.827	78.468		1:22.474	1:30.319	118.5
2	3:48.660	116.522	59.259	1:19.426	1:29.975	148.6
3	3:48.931	116.384	59.397	1:20.003	1:29.531	148.3
4	3:45.611	118.097	59.188	1:17.734	1:28.689	155.5
5	4:22.105	101.654	59.069	1:17.237	2:05.799	155.5
6	5:58.683	8.543		1:19.880	1:27.893	143.0
7	3:45.386	118.215	58.038	1:19.689	1:27.659	154.1
8	3:41.728	120.165	58.330	1:16.995	1:26.403	154.4
9	3:49.323	116.185	58.265	1:18.185	1:32.873	148.6
<i>Ideal</i>	3:41.436	120.324	58.038	1:16.995	1:26.403	155.5

39 75 Stephen McKNIGHT

SBK Behind 20.771

Best Time 3:42.260 Best Speed 119.877 On 8 Gp

Lap	Lap Time	Lap Speed	Sector 1	Sector 2	Sector 3	Speed Trap
1	5:53.910	74.015		1:23.643	1:31.006	113.0
2	3:47.538	117.097	58.396	1:18.729	1:30.413	178.6
3	3:44.543	118.659	1:00.394	1:17.067	1:27.082	158.8
4	3:43.809	119.048	58.441	1:17.447	1:27.921	175.3
5	40:12.030	11.046	59.230	1:18.833	37:53.967	178.1
6	15:26.890	28.746	12:34.639	1:22.773	1:29.478	133.1
7	3:43.116	119.418	59.075	1:16.796	1:27.245	170.5
8	3:42.260	119.877	57.802	1:17.374	1:27.084	176.3
9	3:44.717	118.567	59.805	1:16.990	1:27.922	178.6
10	3:42.310	119.850	58.626	1:16.954	1:26.730	172.2
11	3:49.894	115.897	1:00.722	1:17.821	1:31.351	170.9
<i>Ideal</i>	3:41.328	120.382	57.802	1:16.796	1:26.730	178.6

40 57 Forest DUNN

SBK Behind 24.069

Best Time 3:45.558 Best Speed 118.125 On 2 Gp

Lap	Lap Time	Lap Speed	Sector 1	Sector 2	Sector 3	Speed Trap
1	4:48.043	90.940		1:18.758	1:29.015	158.1
2	3:45.558	118.125	58.898	1:17.691	1:28.969	160.3
3	3:47.186	117.278	58.811	1:18.640	1:29.735	164.2
4	3:49.288	116.203	1:00.540	1:19.805	1:28.943	163.8
<i>Ideal</i>	3:45.445	118.184	58.811	1:17.691	1:28.943	164.2

Qualifying Classification

Position

41 59 Gareth EVANS

SBK Behind 24.342

Best Time 3:45.831 Best Speed 117.982 On 8 Gp

Lap	Lap Time	Lap Speed	Sector 1	Sector 2	Sector 3	Speed Trap
1	5:21.952	81.362		1:20.676	1:29.393	136.0
2	3:50.425	115.630	59.956	1:20.426	1:30.043	164.6
3	3:52.313	114.690	1:00.570	1:20.477	1:31.266	163.4
4	1:00:33.208	7.333		1:21.585	1:29.583	159.6
5	3:47.927	116.897	58.805	1:19.279	1:29.843	167.1
6	3:49.142	116.277	1:01.275	1:18.651	1:29.216	153.4
7	3:47.633	117.048	59.378	1:18.578	1:29.677	163.4
8	3:45.831	117.982	58.206	1:18.365	1:29.260	167.9
<i>Ideal</i>	3:45.787	118.005	58.206	1:18.365	1:29.216	167.9

42 49 Callum LAIDLAW

SBK Behind 24.970

Best Time 3:46.459 Best Speed 117.655 On 8 Gp

Lap	Lap Time	Lap Speed	Sector 1	Sector 2	Sector 3	Speed Trap
1	5:20.985	81.607		1:21.495	1:30.772	138.8
2	3:46.776	117.490	59.573	1:19.105	1:28.098	169.6
3	3:47.824	116.950	1:00.117	1:19.046	1:28.661	161.5
4	3:49.137	116.280	1:00.357	1:19.357	1:29.423	164.6
5	4:32.687	97.709	1:00.616	1:19.807	2:12.264	159.2
6	51:17.910	8.657	48:24.586	1:22.740	1:30.584	147.7
7	3:47.813	116.955	1:00.053	1:19.402	1:28.358	164.2
8	3:46.459	117.655	59.824	1:18.739	1:27.896	169.2
9	3:57.132	112.359	1:02.408	1:20.431	1:34.293	166.7
<i>Ideal</i>	3:46.208	117.785	59.573	1:18.739	1:27.896	169.6

43 40 Matthew REES

SBK Behind 26.093

Best Time 3:47.582 Best Speed 117.074 On 2 Gp

Lap	Lap Time	Lap Speed	Sector 1	Sector 2	Sector 3	Speed Trap
1	4:41.993	92.891		1:19.908	1:30.616	156.6
2	3:47.582	117.074	59.778	1:18.055	1:29.749	158.8
3	3:50.681	115.501	1:02.614	1:18.503	1:29.564	158.1
4	3:55.187	113.288	1:00.890	1:19.736	1:34.561	163.0
5	40:54.548	10.855		1:42.550	35:06.481	151.0
<i>Ideal</i>	3:47.397	117.169	59.778	1:18.055	1:29.564	163.0



METZELER ULSTER GRAND PRIX

SUPERBIKE

Second Qualifying

Thursday, 06 August 2015

DETAILED SECTOR ANALYSIS



Qualifying Classification

Position

44 67 Gary MILLER

SBK Behind 27.574

Best Time 3:49.063 Best Speed 116.317 On 9 Gp

Lap	Lap Time	Lap Speed	Sector 1	Sector 2	Sector 3	Speed Trap
1	5:24.436	80.739		1:25.870	1:34.505	136.3
2	3:55.317	113.226	1:00.346	1:21.572	1:33.399	0.0
3	3:55.577	113.101	1:01.832	1:22.396	1:31.349	163.4
4	3:52.191	114.750	1:00.888	1:20.815	1:30.488	165.8
5	40:25.445	10.985	1:00.283	1:19.980	38:05.182	164.2
6	15:13.640	29.162	12:15.214	1:24.931	1:33.495	146.4
7	3:51.214	115.235	1:00.836	1:20.485	1:29.893	164.2
8	3:52.017	114.836	1:01.312	1:20.241	1:30.464	160.7
9	3:49.063	116.317	1:00.433	1:19.268	1:29.362	168.3
10	3:54.155	113.788	1:01.001	1:20.400	1:32.754	166.7
<i>Ideal</i>	<i>3:48.913</i>	<i>116.393</i>	<i>1:00.283</i>	<i>1:19.268</i>	<i>1:29.362</i>	<i>168.3</i>

45 19 George SPENCE

SBK Behind 27.729

Best Time 3:49.218 Best Speed 116.239 On 7 Gp

Lap	Lap Time	Lap Speed	Sector 1	Sector 2	Sector 3	Speed Trap
1	5:10.741	84.297		1:23.207	1:31.092	139.7
2	3:49.297	116.198	59.097	1:20.877	1:29.323	171.3
3	3:50.167	115.759	59.721	1:20.592	1:29.854	169.2
4	3:53.922	113.901	1:01.186	1:20.917	1:31.819	170.5
5	4:23.834	100.988	59.011	1:18.796	2:06.027	167.9
6	51:55.054	8.553		1:20.494	1:30.684	143.3
7	3:49.218	116.239	59.924	1:20.267	1:29.027	158.1
8	3:49.604	116.043	59.104	1:19.775	1:30.725	172.2
9	3:55.600	113.090	59.862	1:19.835	1:35.903	161.9
<i>Ideal</i>	<i>3:46.834</i>	<i>117.460</i>	<i>59.011</i>	<i>1:18.796</i>	<i>1:29.027</i>	<i>172.2</i>

Qualifying Classification

Position

46 125 David MURPHY

SBK Behind 27.737

Best Time 3:49.226 Best Speed 116.234 On 9 Gp

Lap	Lap Time	Lap Speed	Sector 1	Sector 2	Sector 3	Speed Trap
1	6:01.473	72.466		1:26.013	1:36.791	125.2
2	4:01.965	110.115	1:03.420	1:23.832	1:34.713	159.9
3	3:57.421	112.222	1:02.231	1:21.877	1:33.313	155.1
4	3:55.716	113.034	1:01.853	1:21.011	1:32.852	158.1
5	39:43.926	11.177	1:01.848	1:21.098	37:20.980	156.2
6	18:56.634	23.441		1:23.138	1:32.710	142.0
7	3:53.098	114.304	1:01.423	1:20.229	1:31.446	155.1
8	3:49.674	116.008	1:00.579	1:19.221	1:29.874	154.1
9	3:49.226	116.234	1:00.921	1:19.390	1:28.915	154.1
10	3:56.265	112.772	1:00.324	1:20.166	1:35.775	168.3
<i>Ideal</i>	<i>3:48.460</i>	<i>116.624</i>	<i>1:00.324</i>	<i>1:19.221</i>	<i>1:28.915</i>	<i>168.3</i>

47 20 Hubert KALTHUBER

SBK Behind 28.859

Best Time 3:50.348 Best Speed 115.668 On 7 Gp

Lap	Lap Time	Lap Speed	Sector 1	Sector 2	Sector 3	Speed Trap
1	5:45.361	75.847		1:28.226	1:35.595	119.6
2	3:55.926	112.934	1:00.865	1:22.475	1:32.586	150.3
3	3:56.753	112.539	1:00.248	1:22.623	1:33.882	148.3
4	3:57.862	112.014	1:00.966	1:21.690	1:35.206	153.0
5	40:34.551	10.944	1:00.933	1:21.376	38:12.242	151.0
6	17:52.906	24.833		1:20.746	1:32.003	153.0
7	3:50.348	115.668	1:00.230	1:19.476	1:30.642	153.7
8	4:03.488	109.426	1:00.152	1:20.375	1:42.961	163.0
<i>Ideal</i>	<i>3:50.270</i>	<i>115.707</i>	<i>1:00.152</i>	<i>1:19.476</i>	<i>1:30.642</i>	<i>163.0</i>

48 29 Eric WILSON

SBK Behind 29.299

Best Time 3:50.788 Best Speed 115.448 On 8 Gp

Lap	Lap Time	Lap Speed	Sector 1	Sector 2	Sector 3	Speed Trap
1	5:03.881	86.200		1:23.804	1:33.329	149.3
2	3:52.586	114.555	1:00.474	1:20.016	1:32.096	163.4
3	3:53.084	114.311	59.510	1:20.878	1:32.696	169.6
4	3:59.938	111.045	1:01.452	1:20.502	1:37.984	158.8
5	41:22.078	10.735		1:20.521	37:18.956	147.0
6	14:48.005	30.004		1:25.825	1:34.454	117.7
7	3:51.073	115.305	59.309	1:20.135	1:31.629	167.9
8	3:50.788	115.448	59.506	1:19.853	1:31.429	167.5
9	3:54.632	113.556	59.677	1:19.855	1:35.100	165.0
<i>Ideal</i>	<i>3:50.591</i>	<i>115.546</i>	<i>59.309</i>	<i>1:19.853</i>	<i>1:31.429</i>	<i>169.6</i>



METZELER ULSTER GRAND PRIX

SUPERBIKE

Second Qualifying

Thursday, 06 August 2015

DETAILED SECTOR ANALYSIS



Qualifying Classification

Position

49

43 Andrew SELLARS

SBK Behind **29.978**

Best Time **3:51.467** Best Speed **115.109** On **9** Gp

Lap	Lap Time	Lap Speed	Sector 1	Sector 2	Sector 3	Speed Trap
1	5:02.831	86.499		1:23.674	1:32.980	133.1
2	3:55.116	113.323	1:01.638	1:21.866	1:31.612	155.1
3	3:51.984	114.853	1:01.310	1:20.139	1:30.535	155.9
4	3:54.458	113.641	1:02.713	1:20.157	1:31.588	157.7
5	4:30.940	98.339	1:00.478	1:19.089	2:11.373	159.6
6	56:14.394	7.896		1:46.387	1:34.164	139.4
7	3:53.230	114.239	1:02.211	1:20.588	1:30.431	153.7
8	3:53.022	114.341	1:00.931	1:21.784	1:30.307	153.4
9	3:51.467	115.109	1:00.939	1:20.355	1:30.173	162.6
<i>Ideal</i>	<i>3:49.740</i>	<i>115.974</i>	<i>1:00.478</i>	<i>1:19.089</i>	<i>1:30.173</i>	<i>162.6</i>

50

23 Andrew TAYLOR

SBK Behind **30.699**

Best Time **3:52.188** Best Speed **114.752** On **8** Gp

Lap	Lap Time	Lap Speed	Sector 1	Sector 2	Sector 3	Speed Trap
1	5:17.054	82.619		1:25.074	1:34.715	141.7
2	3:55.155	113.304	1:00.786	1:21.722	1:32.647	169.2
3	3:53.997	113.865	1:00.206	1:22.111	1:31.680	174.9
4	3:53.323	114.193	1:00.494	1:21.165	1:31.664	174.0
5	4:38.780	95.573	1:00.251	1:20.819	2:17.710	165.8
6	51:45.006	8.581		1:22.494	1:33.021	151.6
7	3:54.027	113.850	1:00.586	1:22.002	1:31.439	163.4
8	3:52.188	114.752	1:00.898	1:20.651	1:30.639	165.8
9	3:52.839	114.431	1:00.740	1:20.761	1:31.338	165.4
10	4:06.503	108.088	59.778	1:20.704	1:46.021	158.1
<i>Ideal</i>	<i>3:51.068</i>	<i>115.308</i>	<i>59.778</i>	<i>1:20.651</i>	<i>1:30.639</i>	<i>174.9</i>

Non Qualifiers

Position

34 Brian McCORMACK

SBK Behind **10.934**

Best Time **3:32.423** Best Speed **125.429** On **5** Gp

Lap	Lap Time	Lap Speed	Sector 1	Sector 2	Sector 3	Speed Trap
1	4:34.999	95.254		1:18.912	1:34.014	159.2
2	14:36.121	30.411		1:18.661	1:26.076	163.8
3	37:53.487	11.719	57.466	1:24.543	35:31.478	163.8
4	14:55.578	29.751	12:15.034	1:16.236	1:24.308	155.5
5	3:32.423	125.429	55.566	1:13.494	1:23.363	180.0
<i>Ideal</i>	<i>3:32.423</i>	<i>125.429</i>	<i>55.566</i>	<i>1:13.494</i>	<i>1:23.363</i>	<i>180.0</i>

Non Qualifiers

Position

42 Andy LAWSON

SBK Behind **25.666**

Best Time **3:47.155** Best Speed **117.294** On **4** Gp

Lap	Lap Time	Lap Speed	Sector 1	Sector 2	Sector 3	Speed Trap
1	6:42.001	65.161		1:20.783	1:30.849	159.6
2	7:21.523	60.346		1:20.796	1:35.555	158.4
3	1:02:10.220	7.143		1:19.929	1:28.760	164.6
4	3:47.155	117.294	59.021	1:18.224	1:29.910	163.0
<i>Ideal</i>	<i>3:46.005</i>	<i>117.891</i>	<i>59.021</i>	<i>1:18.224</i>	<i>1:28.760</i>	<i>164.6</i>

84 Maria COSTELLO

SBK Behind **31.355**

Best Time **3:52.844** Best Speed **114.428** On **2** Gp

Lap	Lap Time	Lap Speed	Sector 1	Sector 2	Sector 3	Speed Trap
1	7:19.799	59.561		1:22.955	1:34.219	141.2
2	3:52.844	114.428	1:00.430	1:20.025	1:32.389	158.4
3	3:59.339	111.323	59.928	1:21.911	1:37.500	164.6
<i>Ideal</i>	<i>3:52.342</i>	<i>114.676</i>	<i>59.928</i>	<i>1:20.025</i>	<i>1:32.389</i>	<i>164.6</i>

33 Paul CRANSTON

SBK Behind **34.671**

Best Time **3:56.160** Best Speed **112.822** On **2** Gp

Lap	Lap Time	Lap Speed	Sector 1	Sector 2	Sector 3	Speed Trap
1	8:33.344	51.028		1:20.763	1:30.117	145.4
2	3:56.160	112.822	1:01.305	1:20.156	1:34.699	151.3
<i>Ideal</i>	<i>3:51.578</i>	<i>115.054</i>	<i>1:01.305</i>	<i>1:20.156</i>	<i>1:30.117</i>	<i>151.3</i>

73 Trevor MATTHEWSON

SBK Behind **46.724**

Best Time **4:08.213** Best Speed **107.343** On **9** Gp

Lap	Lap Time	Lap Speed	Sector 1	Sector 2	Sector 3	Speed Trap
1	5:57.381	73.296		1:34.750	1:43.329	113.5
2	4:17.954	103.290	1:07.248	1:31.005	1:39.701	138.3
3	4:14.762	104.584	1:07.046	1:29.447	1:38.269	131.2
4	4:18.041	103.255	1:06.054	1:28.856	1:43.131	138.5
5	56:33.943	7.850	53:23.802	1:31.796	1:38.345	117.7
6	4:09.170	106.931	1:05.958	1:27.285	1:35.927	132.8
7	4:09.530	106.777	1:04.300	1:28.475	1:36.755	148.3
8	4:08.417	107.255	1:05.067	1:26.772	1:36.578	139.7
9	4:08.213	107.343	1:05.092	1:27.155	1:35.966	138.5
<i>Ideal</i>	<i>4:06.999</i>	<i>107.871</i>	<i>1:04.300</i>	<i>1:26.772</i>	<i>1:35.927</i>	<i>148.3</i>



METZELER ULSTER GRAND PRIX

SUPERBIKE

Second Qualifying

Thursday, 06 August 2015

DETAILED SECTOR ANALYSIS



Non Qualifiers

Position

21 Alan CONNOR

SBK Behind **3:43.598**

Best Time **7:05.087** Best Speed **62.679** On **2** Gp

Lap	Lap Time	Lap Speed	Sector 1	Sector 2	Sector 3	Speed Trap
1	10:03.220	43.425		1:23.767	1:32.115	152.3
2	7:05.087	62.679		1:16.856	1:27.629	159.6
3	40:25.752	10.984	58.637	1:16.526	38:10.589	161.5
<i>Ideal</i>	<i>3:42.792</i>	<i>119.591</i>	<i>58.637</i>	<i>1:16.526</i>	<i>1:27.629</i>	<i>161.5</i>

METZELER ULSTER GRAND PRIX

SUPERBIKE

Second Qualifying

SECTOR ANALYSIS

Perfect Lap (sum of best sectors) = 3:20.755



SECTOR 1 FINISH - TULLYRUSK			SECTOR 2 TULLYRUSK - JORDAN'S			SECTOR 3 JORDAN'S - FINISH			IDEAL / BEST COMPARISON			
Pos	No Name	Time	No Name	Time	No Name	Time	Pos	No Name	Ideal Time	Best Tim	Diff	
1	5 Bruce ANSTEY	52.669	4 Guy MARTIN	1:09.287	5 Bruce ANSTEY	1:18.799	1	4 Guy MARTIN	3:21.362	3:21.489	0.127	
2	9 Ian HUTCHINSON	52.677	5 Bruce ANSTEY	1:09.333	9 Ian HUTCHINSON	1:19.097	2	5 Bruce ANSTEY	3:20.801	3:21.758	0.957	
3	13 Lee JOHNSTON	52.717	60 Peter HICKMAN	1:09.598	4 Guy MARTIN	1:19.102	3	9 Ian HUTCHINSON	3:21.662	3:21.896	0.234	
4	60 Peter HICKMAN	52.806	1 Michael DUNLOP	1:09.768	60 Peter HICKMAN	1:19.348	4	60 Peter HICKMAN	3:21.752	3:21.943	0.191	
5	6 William DUNLOP	52.853	9 Ian HUTCHINSON	1:09.888	24 Keith AMOR	1:19.612	5	13 Lee JOHNSTON	3:22.607	3:22.949	0.342	
6	4 Guy MARTIN	52.973	6 William DUNLOP	1:10.089	13 Lee JOHNSTON	1:19.745	6	6 William DUNLOP	3:22.851	3:22.986	0.135	
7	1 Michael DUNLOP	53.256	13 Lee JOHNSTON	1:10.145	10 Conor CUMMINS	1:19.812	7	1 Michael DUNLOP	3:23.764	3:23.764	0.000	
8	24 Keith AMOR	53.336	2 Dean HARRISON	1:10.258	7 Dan KNEEN	1:19.852	8	2 Dean HARRISON	3:23.815	3:23.845	0.030	
9	7 Dan KNEEN	53.407	10 Conor CUMMINS	1:10.283	6 William DUNLOP	1:19.909	9	24 Keith AMOR	3:23.859	3:23.873	0.014	
10	2 Dean HARRISON	53.504	7 Dan KNEEN	1:10.298	2 Dean HARRISON	1:20.053	10	7 Dan KNEEN	3:23.557	3:23.894	0.337	
11	10 Conor CUMMINS	53.724	24 Keith AMOR	1:10.911	1 Michael DUNLOP	1:20.740	11	10 Conor CUMMINS	3:23.819	3:25.097	1.278	
12	15 Ivan LINTIN	53.733	15 Ivan LINTIN	1:11.077	51 Derek SHEILS	1:20.772	12	15 Ivan LINTIN	3:25.684	3:26.258	0.574	
13	72 David JOHNSON	53.744	72 David JOHNSON	1:11.443	72 David JOHNSON	1:20.779	13	72 David JOHNSON	3:25.966	3:26.893	0.927	
14	51 Derek SHEILS	54.480	51 Derek SHEILS	1:11.630	15 Ivan LINTIN	1:20.874	14	51 Derek SHEILS	3:26.882	3:27.780	0.898	
15	66 Russ MOUNTFORD	54.608	66 Russ MOUNTFORD	1:11.895	66 Russ MOUNTFORD	1:21.291	15	66 Russ MOUNTFORD	3:27.794	3:27.875	0.081	
16	61 John WALSH	54.965	61 John WALSH	1:12.537	12 Daniel COOPER	1:21.780	16	12 Daniel COOPER	3:30.087	3:31.139	1.052	
17	76 Horst SAIGER	55.259	77 Mark GOODINGS	1:12.711	27 Phillip CROWE	1:22.000	17	27 Phillip CROWE	3:31.255	3:31.255	0.000	
18	77 Mark GOODINGS	55.368	11 Paul SHOESMITH	1:12.777	52 James COWTON	1:22.437	18	77 Mark GOODINGS	3:31.203	3:31.262	0.059	
19	97 Seamus ELLIOTT	55.399	12 Daniel COOPER	1:12.869	104 Daley MATHISON	1:22.493	19	104 Daley MATHISON	3:31.421	3:31.421	0.000	
20	12 Daniel COOPER	55.438	97 Seamus ELLIOTT	1:13.225	97 Seamus ELLIOTT	1:22.554	20	52 James COWTON	3:31.648	3:31.708	0.060	
21	104 Daley MATHISON	55.454	86 Derek McGEE	1:13.346	86 Derek McGEE	1:23.010	21	11 Paul SHOESMITH	3:31.628	3:31.924	0.296	
22	11 Paul SHOESMITH	55.555	52 James COWTON	1:13.347	61 John WALSH	1:23.013	22	61 John WALSH	3:30.515	3:31.947	1.432	
23	34 Brian McCORMACK	55.566	27 Phillip CROWE	1:13.391	77 Mark GOODINGS	1:23.124	23	34 Brian McCORMACK	3:32.423	3:32.423	0.000	
24	56 John INGRAM	55.819	104 Daley MATHISON	1:13.474	11 Paul SHOESMITH	1:23.296	24	86 Derek McGEE	3:32.654	3:32.654	0.000	
25	27 Phillip CROWE	55.864	34 Brian McCORMACK	1:13.494	25 Fabrice MIGUET	1:23.345	25	97 Seamus ELLIOTT	3:31.178	3:32.706	1.528	
26	52 James COWTON	55.864	76 Horst SAIGER	1:13.962	34 Brian McCORMACK	1:23.363	26	76 Horst SAIGER	3:32.880	3:33.473	0.593	
27	53 Jonathan HOWARTH	56.116	47 Alistair KIRK	1:13.996	26 Ben WYLIE	1:23.611	27	26 Ben WYLIE	3:34.364	3:34.697	0.333	
28	47 Alistair KIRK	56.257	14 Tom McHALE	1:14.012	76 Horst SAIGER	1:23.659	28	14 Tom McHALE	3:34.828	3:34.960	0.132	
29	86 Derek McGEE	56.298	80 Darren COOPER	1:14.114	53 Jonathan HOWARTH	1:23.849	29	53 Jonathan HOWARTH	3:35.036	3:35.913	0.877	
30	26 Ben WYLIE	56.304	26 Ben WYLIE	1:14.449	47 Alistair KIRK	1:23.994	30	80 Darren COOPER	3:35.920	3:36.872	0.952	
31	14 Tom McHALE	56.523	37 Nuno CAETANO	1:14.775	14 Tom McHALE	1:24.293	31	47 Alistair KIRK	3:34.247	3:36.933	2.686	
32	71 Davy MORGAN	56.542	53 Jonathan HOWARTH	1:15.071	80 Darren COOPER	1:24.820	32	25 Fabrice MIGUET	3:35.920	3:37.043	1.123	
33	30 Jochem van den HOEK	56.549	25 Fabrice MIGUET	1:15.165	56 John INGRAM	1:25.138	33	56 John INGRAM	3:36.539	3:37.091	0.552	
34	82 Xavier DENIS	56.911	82 Xavier DENIS	1:15.170	37 Nuno CAETANO	1:25.264	34	82 Xavier DENIS	3:37.453	3:37.453	0.000	
35	37 Nuno CAETANO	56.928	56 John INGRAM	1:15.582	82 Xavier DENIS	1:25.372	35	37 Nuno CAETANO	3:36.967	3:37.789	0.822	
36	80 Darren COOPER	56.986	30 Jochem van den HOEK	1:15.610	30 Jochem van den HOEK	1:25.397	36	30 Jochem van den HOEK	3:37.556	3:38.049	0.493	
37	25 Fabrice MIGUET	57.410	17 Dave HEWSON	1:15.773	17 Dave HEWSON	1:26.145	37	17 Dave HEWSON	3:39.616	3:39.939	0.323	
38	17 Dave HEWSON	57.698	71 Davy MORGAN	1:15.944	50 Gavin LUPTON	1:26.403	38	71 Davy MORGAN	3:39.017	3:41.204	2.187	
39	75 Stephen McKNIGHT	57.802	21 Alan CONNOR	1:16.526	71 Davy MORGAN	1:26.531	39	50 Gavin LUPTON	3:41.436	3:41.728	0.292	
40	50 Gavin LUPTON	58.038	75 Stephen McKNIGHT	1:16.796	75 Stephen McKNIGHT	1:26.730	40	75 Stephen McKNIGHT	3:41.328	3:42.260	0.932	
41	59 Gareth EVANS	58.206	50 Gavin LUPTON	1:16.995	21 Alan CONNOR	1:27.629	41	57 Forest DUNN	3:45.445	3:45.558	0.113	
42	21 Alan CONNOR	58.637	57 Forest DUNN	1:17.691	49 Callum LAIDLAW	1:27.896	42	59 Gareth EVANS	3:45.787	3:45.831	0.044	
43	57 Forest DUNN	58.811	40 Matthew REES	1:18.055	42 Andy LAWSON	1:28.760	43	49 Callum LAIDLAW	3:46.208	3:46.459	0.251	
44	19 George SPENCE	59.011	42 Andy LAWSON	1:18.224	125 David MURPHY	1:28.915	44	42 Andy LAWSON	3:46.005	3:47.155	1.150	
45	42 Andy LAWSON	59.021	59 Gareth EVANS	1:18.365	57 Forest DUNN	1:28.943	45	40 Matthew REES	3:47.397	3:47.582	0.185	
46	29 Eric WILSON	59.309	49 Callum LAIDLAW	1:18.739	19 George SPENCE	1:29.027	46	67 Gary MILLER	3:48.913	3:49.063	0.150	
47	49 Callum LAIDLAW	59.573	19 George SPENCE	1:18.796	59 Gareth EVANS	1:29.216	47	19 George SPENCE	3:46.834	3:49.218	2.384	
48	23 Andrew TAYLOR	59.778	43 Andrew SELLARS	1:19.089	67 Gary MILLER	1:29.362	48	125 David MURPHY	3:48.460	3:49.226	0.766	
49	40 Matthew REES	59.778	125 David MURPHY	1:19.221	40 Matthew REES	1:29.564	49	20 Hubert KALTHUBER	3:50.270	3:50.348	0.078	
50	84 Maria COSTELLO	59.928	67 Gary MILLER	1:19.268	33 Paul CRANSTON	1:30.117	50	29 Eric WILSON	3:50.591	3:50.788	0.197	
51	20 Hubert KALTHUBER	1:00.152	20 Hubert KALTHUBER	1:19.476	43 Andrew SELLARS	1:30.173	51	43 Andrew SELLARS	3:49.740	3:51.467	1.727	
52	67 Gary MILLER	1:00.283	29 Eric WILSON	1:19.853	23 Andrew TAYLOR	1:30.639	52	23 Andrew TAYLOR	3:51.068	3:52.188	1.120	
53	125 David MURPHY	1:00.324	84 Maria COSTELLO	1:20.025	20 Hubert KALTHUBER	1:30.642	53	84 Maria COSTELLO	3:52.342	3:52.844	0.502	
54	43 Andrew SELLARS	1:00.478	33 Paul CRANSTON	1:20.156	29 Eric WILSON	1:31.429	54	33 Paul CRANSTON	3:51.578	3:56.160	4.582	
55	33 Paul CRANSTON	1:01.305	23 Andrew TAYLOR	1:20.651	84 Maria COSTELLO	1:32.389	55	73 Trevor MATTHEWSON	4:06.999	4:08.213	1.214	

METZELER ULSTER GRAND PRIX

SUPERBIKE

Second Qualifying

Thursday, 06 August 2015



METZELER

SPEED TRAP ON FLYING KILO

Class	No/Name	Fastest	Lap 1	Lap 2	Lap 3	Lap 4	Lap 5	Lap 6	Lap 7	Lap 8	Lap 9	Lap 10	Lap 11	Lap 12
5	Bruce ANSTEY	196.3	149.0	184.5	174.4	155.5	188.6	195.2	193.5	196.3				
9	Ian HUTCHINSON	196.3	175.3	182.0	192.4	178.6	194.0	162.6	193.5	175.8	195.7	196.3		
6	William DUNLOP	195.2	176.7	188.1	191.8	195.2	190.7	181.5	191.8	187.6	195.2	193.5	176.3	
13	Lee JOHNSTON	192.4	173.1	189.7	188.1	186.0	167.1	187.0	192.4	187.6	182.0			
15	Ivan LINTIN	192.4	161.5	181.0	187.6	174.4	191.3	165.8	189.1	186.5	192.4	186.5		
60	Peter HICKMAN	191.8	134.7	188.6	191.3	191.8	189.1	156.9	188.6	186.5	190.2	191.3		
4	Guy MARTIN	189.7	172.2	186.0	186.5	187.6	189.7	185.5	175.3	177.7	186.5	187.6	189.1	188.6
1	Michael DUNLOP	189.1	167.1	187.6	179.5	188.1	173.5	188.6	189.1	176.3	188.6			
2	Dean HARRISON	189.1	159.2	185.0	187.0	186.5	186.5	168.3	187.6	189.1	187.6	187.0	178.1	
24	Keith AMOR	188.6	170.9	180.5	185.5	186.0	171.3	188.6	185.5	185.5	185.5			
7	Dan KNEEN	188.6	158.1	188.6	186.5	181.5	110.2	143.6	187.6	170.9	187.6	188.1	185.0	
10	Conor CUMMINS	188.1	169.6	183.0	188.1	168.7	180.5	162.2	167.1	184.5	182.0	184.0		
72	David JOHNSON	187.0	158.1	184.0	184.0	184.0	183.5	183.0	154.1	186.0	186.0	187.0	185.5	186.0
66	Russ MOUNTFORD	186.5	158.4	186.5	185.0	186.0	184.5	182.0	170.5	185.0	173.1	180.5	185.0	
77	Mark GOODINGS	184.5	128.0	174.0	165.0	181.0	181.5	181.0	152.0	178.6	183.5	184.5		
97	Seamus ELLIOTT	183.5	158.4	180.0	183.5	159.2	163.4	182.5	183.5	181.0				
104	Daley MATHISON	183.5	168.3	179.1	179.1	173.1	182.0	165.8	170.0	183.5	182.0	179.5	182.0	
11	Paul SHOESMITH	183.0	151.0	171.3	176.3	180.0	170.9	174.4	156.2	183.0	177.2	179.5	175.8	
51	Derek SHEILS	183.0	158.4	180.5	181.5	165.0	180.5	154.4	175.3	180.5	183.0			
61	John WALSH	182.5	161.9	182.5	173.1	179.5	172.6	180.5	181.0					
30	Jochem van den HOEK	181.5	125.4	160.7	170.9	158.1	175.8	165.4	181.0	181.5	174.0			
12	Daniel COOPER	181.5	154.8	173.1	171.8	181.5	179.5	180.0	151.6	174.9	177.7	181.5	179.5	180.0
76	Horst SAIGER	180.5	139.7	176.3	177.7	177.2	152.0	141.7	175.8	177.7	173.5	180.5		
34	Brian McCORMACK	180.0	159.2	163.8	163.8	155.5	180.0							
26	Ben WYLIE	180.0	146.1	176.3	180.0	168.7	163.0	146.4	177.7	173.5	178.1	168.3		
52	James COWTON	180.0	166.2	159.6	179.1	173.1	180.0							
75	Stephen McKNIGHT	178.6	113.0	178.6	158.8	175.3	178.1	133.1	170.5	176.3	178.6	172.2	170.9	
86	Derek McGEE	178.1	145.7	170.5	178.1	175.3								
14	Tom McHALE	178.1	64.1	169.2	168.7	165.8	170.0	157.3	178.1	176.3	170.9			
47	Alistair KIRK	178.1	174.4	178.1	166.2	172.6								
56	John INGRAM	178.1	155.1	172.6	170.5	178.1	174.9	165.8	159.9	167.9	173.1	174.4	175.8	
71	Davy MORGAN	177.2	147.3	174.9	159.6	161.5	177.2	160.3	176.3					
25	Fabrice MIGUET	177.2	123.1	169.6	177.2	169.6	163.8	151.6	176.7	170.5	165.0	163.0	163.0	
53	Jonathan HOWARTH	176.7	150.3	175.8	174.4	174.9	170.9	147.0	176.7	175.8	174.9			
82	Xavier DENIS	176.3	149.3	170.5	171.8	176.3	170.5	163.0						
80	Darren COOPER	175.3	136.3	167.9	165.4	171.3	167.5	166.2	175.3	164.6	168.3			
23	Andrew TAYLOR	174.9	141.7	169.2	174.9	174.0	165.8	151.6	163.4	165.8	165.4	158.1		
27	Phillip CROWE	174.4	157.3	174.4	173.1	162.2	172.2	156.2	173.1	173.1	174.4	171.8	173.5	
17	Dave HEWSON	173.5	156.9	166.2	170.9	159.2	153.4	173.5	170.0	161.1	172.2			
19	George SPENCE	172.2	139.7	171.3	169.2	170.5	167.9	143.3	158.1	172.2	161.9			
37	Nuno CAETANO	172.2	143.3	171.3	171.3	172.2	169.6							
29	Eric WILSON	169.6	149.3	163.4	169.6	158.8	147.0	117.7	167.9	167.5	165.0			
49	Callum LAIDLAW	169.6	138.8	169.6	161.5	164.6	159.2	147.7	164.2	169.2	166.7			
125	David MURPHY	168.3	125.2	159.9	155.1	158.1	156.2	142.0	155.1	154.1	154.1	168.3		
67	Gary MILLER	168.3	136.3	163.4	165.8	164.2	146.4	164.2	160.7	168.3	166.7			
59	Gareth EVANS	167.9	136.0	164.6	163.4	159.6	167.1	153.4	163.4	167.9				
84	Maria COSTELLO	164.6	141.2	158.4	164.6									
42	Andy LAWSON	164.6	159.6	158.4	164.6	163.0								
57	Forest DUNN	164.2	158.1	160.3	164.2	163.8								
20	Hubert KALTHUBER	163.0	119.6	150.3	148.3	153.0	151.0	153.0	153.7	163.0				
40	Matthew REES	163.0	156.6	158.8	158.1	163.0	151.0							
43	Andrew SELLARS	162.6	133.1	155.1	155.9	157.7	159.6	139.4	153.7	153.4	162.6			
21	Alan CONNOR	161.5	152.3	159.6	161.5									
50	Gavin LUPTON	155.5	118.5	148.6	148.3	155.5	155.5	143.0	154.1	154.4	148.6			
33	Paul CRANSTON	151.3	145.4	151.3										
73	Trevor MATTHEWSON	148.3	113.5	138.3	131.2	138.5	117.7	132.8	148.3	139.7	138.5			

METZELER ULSTER GRAND PRIX

SUPERBIKE

Dundrod 7.401 miles

Race 5 - Topaz/Airport Road Service Station Dundrod 150 Superbike 06/08/2015 19:30

Race (6 Laps)

RACE 5 - DUNDROD 150 SUPERBIKE
Page 1 of 2

D	C	B	A	
				14
				13
				12
17	30	37	82	11
	56	25	47	10
80	53	14	26	9
	76	97	86	8
61	11	52	104	7
				6
77	27	12	66	5
	51	72	15	4
10	7	24	2	3
	1	6	13	2
60	9	5	4	1

POLE POSITION A



Promoted by Dundrod and District Motorcycle Club

Orbits

Provisional result to be confirmed by the Stewards of the Meeting subject to the completion of technical inspections and the time limit for protests.

MCUI (Ulster Centre) Timing @ www.elaps-timing.com



Ride on
Delta
Seven

METZELER ULSTER GRAND PRIX

SUPERBIKE

Dundrod 7.401 miles

Race 5 - Topaz/Airport Road Service Station Dundrod 150 Superbike 06/08/2015 19:30

Race (6 Laps)

RACE 5 - DUNDROD 150 SUPERBIKE
Page 2 of 2

21 D	33 C	84 B	42 A	19
34 C	23 B	43 A		18
29 D	20 C	125 B	19 A	17
67 C	40 B	49 A		16
59 D	75 C	50 B	71 A	15



Promoted by Dundrod and District Motorcycle Club

Orbits

Provisional result to be confirmed by the Stewards of the Meeting subject to the completion of technical inspections and the time limit for protests.

MCUI (Ulster Centre) Timing @ www.elaps-timing.com



**Ride on
Delta
Seven**

METZELER ULSTER GRAND PRIX

SUPERBIKE

Plant Lubrication (NI) Dundrod 150 Race 1

Thursday, 06 August 2015

Topaz/Airport Road Service Station Superbike



-----Best Lap-----
 Pos Class No Name Machine / Sponsor Gp Lap Total Time Behind Speed Time Speed On

Race Classification

Pos	Class	No	Name	Machine / Sponsor	Gp	Lap	Total Time	Behind	Speed	Time	Speed	On
1	SBK	5	Bruce ANSTEY	Honda - Valvoline Racing by Padgetts	a	4	13:28.918		131.196	3:19.592	133.492	3
2	SBK	10	Conor CUMMINS	Honda - Honda Racing	a	4	13:33.697	4.779	130.425	3:21.284	132.370	4
3	SBK	60	Peter HICKMAN	BMW - Briggs Equipment BMW	a	4	13:34.279	5.361	130.332	3:21.219	132.413	4
4	SBK	7	Dan KNEEN	Honda - Valvoline Racing by Padgetts	a	4	13:41.045	12.127	129.258	3:23.487	130.937	4
5	SBK	24	Keith AMOR	BMW - Rig Deluge Road Racing	a	4	13:42.343	13.425	129.054	3:23.565	130.887	4
6	SBK	6	William DUNLOP	BMW - Tyco BMW Motorrad Racing	a	4	13:42.716	13.798	128.995	3:23.338	131.033	4
7	SBK	2	Dean HARRISON	Yamaha - Mar-Train Racing	a	4	13:42.891	13.973	128.968	3:23.292	131.063	4
8	SBK	15	Ivan LINTIN	Kawasaki - RC Express Racing	a	4	13:43.337	14.419	128.898	3:23.278	131.072	4
9	SBK	66	Russ MOUNTFORD	Kawasaki - Silicone Engineering	a	4	13:45.865	16.947	128.504	3:24.514	130.279	3
10	SBK	97	Seamus ELLIOTT	Honda - Wilson Craig Racing	b	4	14:00.541	31.623	126.260	3:28.845	127.578	3
11	SBK	104	Daley MATHISON	Suzuki - Hol-Taj Suzuki	b	4	14:07.176	38.258	125.271	3:31.093	126.219	2
12	SBK	76	Horst SAIGER	Kawasaki - Team ILR	b	4	14:07.633	38.715	125.203	3:29.586	127.127	4
13	SBK	14	Tom McHALE	Honda	b	4	14:07.980	39.062	125.152	3:29.660	127.082	4
14	SBK	11	Paul SHOESMITH	BMW - Ice Valley by Motorsave Trade	b	4	14:09.039	40.121	124.996	3:30.256	126.722	4
15	SBK	77	Mark GOODINGS	Kawasaki - IPG Power Generation	a	4	14:10.489	41.571	124.783	3:30.522	126.561	3
16	SBK	12	Daniel COOPER	Honda - Cooper Racing/Space Centre	a	4	14:10.841	41.923	124.731	3:31.207	126.151	3
17	SBK	27	Phillip CROWE	BMW - Handtrans/Sheffpack	a	4	14:13.328	44.410	124.368	3:31.388	126.043	2
18	SBK	26	Ben WYLIE	Bimota - Bimota UK	b	4	14:19.857	50.939	123.423	3:33.115	125.022	2
19	SBK	53	Jonathan HOWARTH	Honda - DTR	b	4	14:25.470	56.552	122.623	3:33.854	124.589	2
20	SBK	71	Davy MORGAN	Honda - Magic Bullet CSC Racing	c	4	14:33.392	1:04.474	121.511	3:36.709	122.948	3
21	SBK	72	David JOHNSON	BMW - Ice Valley by Motorsave Trade	a	4	14:34.159	1:05.241	121.404	3:27.049	128.684	4
22	SBK	56	John INGRAM	Kawasaki - Morello Racing	b	4	14:34.961	1:06.043	121.293	3:37.380	122.569	2
23	SBK	30	Jochem van den HOEK	Yamaha	b	4	14:35.691	1:06.773	121.192	3:36.306	123.177	4
24	SBK	25	Fabrice MIGUET	Kawasaki - Optimark Road Racing	b	4	14:35.935	1:07.017	121.158	3:35.450	123.667	4
25	SBK	82	Xavier DENIS	Kawasaki - Optimark Road Racing	b	4	14:37.986	1:09.068	120.875	3:37.067	122.745	2
26	SBK	37	Nuno CAETANO	Kawasaki - KS Team of Portugal	b	4	14:40.217	1:11.299	120.569	3:36.832	122.878	4
27	SBK	52	James COWTON	Honda - VRS Racing	b	4	14:40.246	1:11.328	120.565	3:35.032	123.907	3
28	SBK	80	Darren COOPER	Kawasaki - Flue Stox	b	4	14:42.040	1:13.122	120.319	3:38.814	121.765	4
29	SBK	17	Dave HEWSON	Bimota - Bimota UK	b	4	14:42.221	1:13.303	120.295	3:38.123	122.151	2
30	SBK	75	Stephen McKNIGHT	Honda	c	4	14:51.588	1:22.670	119.031	3:41.986	120.025	2
31	SBK	40	Matthew REES	Kawasaki - GT Superbikes	c	4	14:51.765	1:22.847	119.007	3:40.890	120.621	4
32	SBK	59	Gareth EVANS	Suzuki - Joe Evans Garage	c	4	15:07.310	1:38.392	116.968	3:45.051	118.391	3
33	SBK	49	Callum LAIDLAW	Suzuki 750 - Shay D Racing	c	4	15:10.523	1:41.605	116.556	3:45.908	117.942	3
34	SBK	67	Gary MILLER	Honda	c	4	15:11.173	1:42.255	116.472	3:45.858	117.968	4
35	SBK	29	Eric WILSON	BMW	c	4	15:12.633	1:43.715	116.286	3:45.865	117.964	3
36	SBK	19	George SPENCE	Honda - Dod Spence Racing	c	4	15:14.018	1:45.100	116.110	3:45.851	117.971	3
37	SBK	43	Andrew SELLARS	Honda	c	4	15:29.136	2:00.218	114.221	3:48.586	116.560	3
38	SBK	125	David MURPHY	Ducati 1199	c	4	15:29.702	2:00.784	114.151	3:47.087	117.329	4
39	SBK	20	Hubert KALTHUBER	BMW	c	4	15:43.793	2:14.875	112.447	3:53.715	114.002	4

Fastest Lap

SBK	5	Bruce ANSTEY	Honda - Valvoline Racing by Padgetts	3:19.592	133.492	3
-----	---	--------------	--------------------------------------	----------	---------	---


Not Classified

DNF	SBK	4	Guy MARTIN	BMW - Tyco BMW Motorrad Racing	a	4	13:28.539		131.257	3:20.066	133.176	3
DNF	SBK	1	Michael DUNLOP	BMW - Buildbase BMW Motorrad	a	4	13:43.838		128.820	3:23.617	130.853	2
DNF	SBK	61	John WALSH	BMW - Nolan Racing	b	4	14:32.893		121.580	3:32.839	125.184	2
DNF	SBK	9	Ian HUTCHINSON	Kawasaki - PBM Kawasaki	a	3	10:11.917		129.891	3:22.609	131.504	2
DNF	SBK	13	Lee JOHNSTON	BMW - ECR/Burdens	a	3	10:19.207		128.362	3:22.264	131.729	2
DNF	SBK	47	Alistair KIRK	Kawasaki - AKR / McCurry Motorsport	b	3	11:01.280		120.195	3:34.514	124.206	2
DNF	SBK	23	Andrew TAYLOR	BMW - Reid Plastering	c	3	11:42.485		113.145	3:49.587	116.052	3
DNF	SBK	86	Derek McGEE	Kawasaki - McGee Racing	b	1	3:55.383		111.285			

Red flag after leaders had completed 5 laps - result declared at 4 laps

Provisional result to be confirmed by the Stewards of the Meeting subject to completion of technical inspections & the time limit for protests

Page 1 / 1

Circuit	Dundrod	Signed		Organising Club	Dundrod & District MCC
Length(miles)	7.4011 Lap 1 (7.2763)	Chief Timekeeper		Race Started	19:30
Weather	Cloudy	Issued At:	20:04	Gp Time Diff - b 36.76 / c 79.30	
Track	Dry				



METZELER ULSTER GRAND PRIX

SUPERBIKE

Plant Lubrication (NI) Dundrod 150 Race 1

Thursday, 06 August 2015

DETAILED SECTOR ANALYSIS



Race Classification

Position

1 5 Bruce ANSTEY

Total Time **13:28.918** Avg Speed **131.196** Behind
Best Time **3:19.592** Best Speed **133.492** On **3** Gp

Lap	Lap Time	Lap Speed	Sector 1	Sector 2	Sector 3	Speed Trap
1	3:27.505	126.236		1:10.300	1:19.655	171.8
2	3:21.419	132.281	52.564	1:09.820	1:19.035	194.6
3	3:19.592	133.492	52.135	1:09.155	1:18.302	196.3
4	3:20.402	132.953	52.652	1:09.221	1:18.529	190.2
<i>Ideal</i>	<i>3:19.592</i>	<i>133.492</i>	<i>52.135</i>	<i>1:09.155</i>	<i>1:18.302</i>	<i>196.3</i>

2 10 Conor CUMMINS

Total Time **13:33.697** Avg Speed **130.425** Behind **4.779**
Best Time **3:21.284** Best Speed **132.370** On **4** Gp

Lap	Lap Time	Lap Speed	Sector 1	Sector 2	Sector 3	Speed Trap
1	3:28.021	125.923		1:10.727	1:19.609	179.5
2	3:22.129	131.817	53.124	1:09.745	1:19.260	189.1
3	3:22.263	131.729	53.219	1:10.223	1:18.821	186.0
4	3:21.284	132.370	53.052	1:09.661	1:18.571	188.1
<i>Ideal</i>	<i>3:21.284</i>	<i>132.370</i>	<i>53.052</i>	<i>1:09.661</i>	<i>1:18.571</i>	<i>189.1</i>

3 60 Peter HICKMAN

Total Time **13:34.279** Avg Speed **130.332** Behind **5.361**
Best Time **3:21.219** Best Speed **132.413** On **4** Gp

Lap	Lap Time	Lap Speed	Sector 1	Sector 2	Sector 3	Speed Trap
1	3:27.466	126.260		1:10.940	1:19.632	180.0
2	3:22.615	131.500	53.268	1:09.783	1:19.564	194.6
3	3:22.979	131.265	53.147	1:10.478	1:19.354	192.4
4	3:21.219	132.413	52.796	1:09.543	1:18.880	192.4
<i>Ideal</i>	<i>3:21.219</i>	<i>132.413</i>	<i>52.796</i>	<i>1:09.543</i>	<i>1:18.880</i>	<i>194.6</i>

4 7 Dan KNEEN

Total Time **13:41.045** Avg Speed **129.258** Behind **12.127**
Best Time **3:23.487** Best Speed **130.937** On **4** Gp

Lap	Lap Time	Lap Speed	Sector 1	Sector 2	Sector 3	Speed Trap
1	3:29.582	124.985		1:10.670	1:20.157	171.8
2	3:24.296	130.418	53.654	1:10.522	1:20.120	190.2
3	3:23.680	130.813	53.598	1:10.589	1:19.493	185.5
4	3:23.487	130.937	53.819	1:10.146	1:19.522	187.0
<i>Ideal</i>	<i>3:23.237</i>	<i>131.098</i>	<i>53.598</i>	<i>1:10.146</i>	<i>1:19.493</i>	<i>190.2</i>

Race Classification

Position

5 24 Keith AMOR

Total Time **13:42.343** Avg Speed **129.054** Behind **13.425**
Best Time **3:23.565** Best Speed **130.887** On **4** Gp

Lap	Lap Time	Lap Speed	Sector 1	Sector 2	Sector 3	Speed Trap
1	3:29.298	125.155		1:10.482	1:20.518	168.7
2	3:24.446	130.323	53.559	1:10.790	1:20.097	186.5
3	3:25.034	129.949	53.435	1:11.203	1:20.396	188.6
4	3:23.565	130.887	53.459	1:10.106	1:20.000	187.6
<i>Ideal</i>	<i>3:23.541</i>	<i>130.902</i>	<i>53.435</i>	<i>1:10.106</i>	<i>1:20.000</i>	<i>188.6</i>

6 6 William DUNLOP

Total Time **13:42.716** Avg Speed **128.995** Behind **13.798**
Best Time **3:23.338** Best Speed **131.033** On **4** Gp

Lap	Lap Time	Lap Speed	Sector 1	Sector 2	Sector 3	Speed Trap
1	3:30.249	124.589		1:11.114	1:21.024	171.3
2	3:24.538	130.264	53.275	1:11.202	1:20.061	185.0
3	3:24.591	130.230	53.199	1:11.221	1:20.171	190.2
4	3:23.338	131.033	53.026	1:10.608	1:19.704	189.7
<i>Ideal</i>	<i>3:23.338</i>	<i>131.033</i>	<i>53.026</i>	<i>1:10.608</i>	<i>1:19.704</i>	<i>190.2</i>

7 2 Dean HARRISON

Total Time **13:42.891** Avg Speed **128.968** Behind **13.973**
Best Time **3:23.292** Best Speed **131.063** On **4** Gp

Lap	Lap Time	Lap Speed	Sector 1	Sector 2	Sector 3	Speed Trap
1	3:30.834	124.243		1:10.937	1:20.412	173.1
2	3:25.241	129.818	53.713	1:10.697	1:20.831	187.6
3	3:23.524	130.913	53.664	1:10.205	1:19.655	188.6
4	3:23.292	131.063	53.077	1:10.403	1:19.812	189.1
<i>Ideal</i>	<i>3:22.937</i>	<i>131.292</i>	<i>53.077</i>	<i>1:10.205</i>	<i>1:19.655</i>	<i>189.1</i>

8 15 Ivan LINTIN

Total Time **13:43.337** Avg Speed **128.898** Behind **14.419**
Best Time **3:23.278** Best Speed **131.072** On **4** Gp

Lap	Lap Time	Lap Speed	Sector 1	Sector 2	Sector 3	Speed Trap
1	3:31.103	124.085		1:10.959	1:20.436	173.1
2	3:23.831	130.716	53.043	1:10.726	1:20.062	193.5
3	3:25.125	129.891	53.285	1:11.190	1:20.650	188.1
4	3:23.278	131.072	53.055	1:10.382	1:19.841	189.1
<i>Ideal</i>	<i>3:23.266</i>	<i>131.079</i>	<i>53.043</i>	<i>1:10.382</i>	<i>1:19.841</i>	<i>193.5</i>

METZELER ULSTER GRAND PRIX

SUPERBIKE

Plant Lubrication (NI) Dundrod 150 Race 1

Thursday, 06 August 2015

DETAILED SECTOR ANALYSIS



Race Classification

Position

9 66 Russ MOUNTFORD

Total Time **13:45.865** Avg Speed **128.504** Behind **16.947**

Best Time **3:24.514** Best Speed **130.279** On **3** Gp

Lap	Lap Time	Lap Speed	Sector 1	Sector 2	Sector 3	Speed Trap
1	3:30.341	124.534		1:10.775	1:20.559	0.0
2	3:26.164	129.237	53.601	1:11.167	1:21.396	188.1
3	3:24.514	130.279	53.719	1:11.059	1:19.736	184.5
4	3:24.846	130.068	53.920	1:11.010	1:19.916	187.6
<i>Ideal</i>	<i>3:24.112</i>	<i>130.536</i>	<i>53.601</i>	<i>1:10.775</i>	<i>1:19.736</i>	<i>188.1</i>

Race Classification

Position

13 14 Tom McHALE

Total Time **14:07.980** Avg Speed **125.152** Behind **39.062**

Best Time **3:29.660** Best Speed **127.082** On **4** Gp

Lap	Lap Time	Lap Speed	Sector 1	Sector 2	Sector 3	Speed Trap
1	3:37.271	120.562		1:13.455	1:22.834	162.6
2	3:30.311	126.688	55.502	1:12.374	1:22.435	178.6
3	3:30.738	126.432	55.272	1:13.080	1:22.386	170.5
4	3:29.660	127.082	54.913	1:12.898	1:21.849	180.0
<i>Ideal</i>	<i>3:29.136</i>	<i>127.400</i>	<i>54.913</i>	<i>1:12.374</i>	<i>1:21.849</i>	<i>180.0</i>

10 97 Seamus ELLIOTT

Total Time **14:00.541** Avg Speed **126.260** Behind **31.623**

Best Time **3:28.845** Best Speed **127.578** On **3** Gp

Lap	Lap Time	Lap Speed	Sector 1	Sector 2	Sector 3	Speed Trap
1	3:33.391	122.754		1:12.489	1:22.218	168.3
2	3:29.068	127.442	54.579	1:12.324	1:22.165	187.0
3	3:28.845	127.578	55.765	1:11.859	1:21.221	185.5
4	3:29.237	127.339	54.554	1:12.452	1:22.231	185.0
<i>Ideal</i>	<i>3:27.634</i>	<i>128.322</i>	<i>54.554</i>	<i>1:11.859</i>	<i>1:21.221</i>	<i>187.0</i>

14 11 Paul SHOESMITH

Total Time **14:09.039** Avg Speed **124.996** Behind **40.121**

Best Time **3:30.256** Best Speed **126.722** On **4** Gp

Lap	Lap Time	Lap Speed	Sector 1	Sector 2	Sector 3	Speed Trap
1	3:37.151	120.629		1:13.425	1:23.300	165.0
2	3:30.998	126.276	55.359	1:13.159	1:22.480	177.2
3	3:30.634	126.494	55.441	1:12.705	1:22.488	170.9
4	3:30.256	126.722	54.971	1:12.804	1:22.481	170.0
<i>Ideal</i>	<i>3:30.156</i>	<i>126.782</i>	<i>54.971</i>	<i>1:12.705</i>	<i>1:22.480</i>	<i>177.2</i>

11 104 Daley MATHISON

Total Time **14:07.176** Avg Speed **125.271** Behind **38.258**

Best Time **3:31.093** Best Speed **126.219** On **2** Gp

Lap	Lap Time	Lap Speed	Sector 1	Sector 2	Sector 3	Speed Trap
1	3:33.164	122.885		1:12.527	1:22.565	174.4
2	3:31.093	126.219	55.593	1:13.121	1:22.379	185.0
3	3:31.184	126.165	55.180	1:13.190	1:22.814	184.0
4	3:31.735	125.836	55.363	1:13.534	1:22.838	182.5
<i>Ideal</i>	<i>3:30.086</i>	<i>126.824</i>	<i>55.180</i>	<i>1:12.527</i>	<i>1:22.379</i>	<i>185.0</i>

15 77 Mark GOODINGS

Total Time **14:10.489** Avg Speed **124.783** Behind **41.571**

Best Time **3:30.522** Best Speed **126.561** On **3** Gp

Lap	Lap Time	Lap Speed	Sector 1	Sector 2	Sector 3	Speed Trap
1	3:38.000	120.159		1:13.842	1:23.163	170.0
2	3:31.208	126.150	55.407	1:12.847	1:22.954	180.5
3	3:30.522	126.561	55.199	1:13.109	1:22.214	182.5
4	3:30.759	126.419	55.072	1:12.760	1:22.927	174.9
<i>Ideal</i>	<i>3:30.046</i>	<i>126.848</i>	<i>55.072</i>	<i>1:12.760</i>	<i>1:22.214</i>	<i>182.5</i>

12 76 Horst SAIGER

Total Time **14:07.633** Avg Speed **125.203** Behind **38.715**

Best Time **3:29.586** Best Speed **127.127** On **4** Gp

Lap	Lap Time	Lap Speed	Sector 1	Sector 2	Sector 3	Speed Trap
1	3:36.335	121.084		1:13.100	1:23.137	165.8
2	3:31.498	125.977	55.061	1:13.473	1:22.964	178.1
3	3:30.214	126.747	54.802	1:12.811	1:22.601	181.0
4	3:29.586	127.127	54.921	1:12.662	1:22.003	178.6
<i>Ideal</i>	<i>3:29.467</i>	<i>127.199</i>	<i>54.802</i>	<i>1:12.662</i>	<i>1:22.003</i>	<i>181.0</i>

16 12 Daniel COOPER

Total Time **14:10.841** Avg Speed **124.731** Behind **41.923**

Best Time **3:31.207** Best Speed **126.151** On **3** Gp

Lap	Lap Time	Lap Speed	Sector 1	Sector 2	Sector 3	Speed Trap
1	3:36.185	121.168		1:13.255	1:22.241	167.5
2	3:31.280	126.107	55.545	1:13.438	1:22.297	182.0
3	3:31.207	126.151	55.793	1:13.119	1:22.295	182.0
4	3:32.169	125.579	55.830	1:13.519	1:22.820	181.5
<i>Ideal</i>	<i>3:30.905</i>	<i>126.332</i>	<i>55.545</i>	<i>1:13.119</i>	<i>1:22.241</i>	<i>182.0</i>

METZELER ULSTER GRAND PRIX

SUPERBIKE

Plant Lubrication (NI) Dundrod 150 Race 1

Thursday, 06 August 2015

DETAILED SECTOR ANALYSIS



Race Classification

Position

17 27 Phillip CROWE

Total Time **14:13.328** Avg Speed **124.368** Behind **44.410**

Best Time **3:31.388** Best Speed **126.043** On **2** Gp

Lap	Lap Time	Lap Speed	Sector 1	Sector 2	Sector 3	Speed Trap
1	3:38.281	120.004		1:14.321	1:22.216	169.2
2	3:31.388	126.043	55.799	1:13.480	1:22.109	176.7
3	3:31.799	125.798	55.836	1:14.102	1:21.861	176.3
4	3:31.860	125.762	55.838	1:14.342	1:21.680	174.4
<i>Ideal</i>	<i>3:30.959</i>	<i>126.299</i>	<i>55.799</i>	<i>1:13.480</i>	<i>1:21.680</i>	<i>176.7</i>

18 26 Ben WYLIE

Total Time **14:19.857** Avg Speed **123.423** Behind **50.939**

Best Time **3:33.115** Best Speed **125.022** On **2** Gp

Lap	Lap Time	Lap Speed	Sector 1	Sector 2	Sector 3	Speed Trap
1	3:38.122	120.092		1:13.581	1:23.784	161.1
2	3:33.115	125.022	55.960	1:13.694	1:23.461	181.5
3	3:34.140	124.423	55.973	1:14.655	1:23.512	177.2
4	3:34.480	124.226	56.479	1:14.354	1:23.647	177.7
<i>Ideal</i>	<i>3:33.002</i>	<i>125.088</i>	<i>55.960</i>	<i>1:13.581</i>	<i>1:23.461</i>	<i>181.5</i>

19 53 Jonathan HOWARTH

Total Time **14:25.470** Avg Speed **122.623** Behind **56.552**

Best Time **3:33.854** Best Speed **124.589** On **2** Gp

Lap	Lap Time	Lap Speed	Sector 1	Sector 2	Sector 3	Speed Trap
1	3:40.454	118.822		1:15.167	1:23.213	163.0
2	3:33.854	124.589	56.140	1:14.502	1:23.212	175.8
3	3:37.116	122.718	56.620	1:16.145	1:24.351	172.6
4	3:34.046	124.478	56.275	1:14.656	1:23.115	174.9
<i>Ideal</i>	<i>3:33.757</i>	<i>124.646</i>	<i>56.140</i>	<i>1:14.502</i>	<i>1:23.115</i>	<i>175.8</i>

20 71 Davy MORGAN

Total Time **14:33.392** Avg Speed **121.511** Behind **1:04.474**

Best Time **3:36.709** Best Speed **122.948** On **3** Gp

Lap	Lap Time	Lap Speed	Sector 1	Sector 2	Sector 3	Speed Trap
1	3:41.980	118.005		1:16.456	1:24.443	168.3
2	3:37.919	122.265	57.314	1:15.797	1:24.808	174.9
3	3:36.709	122.948	56.927	1:15.576	1:24.206	175.8
4	3:36.784	122.906	56.664	1:15.652	1:24.468	174.9
<i>Ideal</i>	<i>3:36.446</i>	<i>123.097</i>	<i>56.664</i>	<i>1:15.576</i>	<i>1:24.206</i>	<i>175.8</i>

Race Classification

Position

21 72 David JOHNSON

Total Time **14:34.159** Avg Speed **121.404** Behind **1:05.241**

Best Time **3:27.049** Best Speed **128.684** On **4** Gp

Lap	Lap Time	Lap Speed	Sector 1	Sector 2	Sector 3	Speed Trap
1	4:09.140	105.140		1:47.380	1:21.864	172.2
2	3:30.322	126.682	55.284	1:12.536	1:22.502	184.0
3	3:27.648	128.313	55.168	1:12.013	1:20.467	189.7
4	3:27.049	128.684	54.140	1:11.791	1:21.118	184.0
<i>Ideal</i>	<i>3:26.398</i>	<i>129.090</i>	<i>54.140</i>	<i>1:11.791</i>	<i>1:20.467</i>	<i>189.7</i>

22 56 John INGRAM

Total Time **14:34.961** Avg Speed **121.293** Behind **1:06.043**

Best Time **3:37.380** Best Speed **122.569** On **2** Gp

Lap	Lap Time	Lap Speed	Sector 1	Sector 2	Sector 3	Speed Trap
1	3:42.402	117.781		1:15.332	1:24.437	154.4
2	3:37.380	122.569	56.218	1:16.110	1:25.052	170.5
3	3:37.797	122.334	56.094	1:16.239	1:25.464	180.5
4	3:37.382	122.567	56.110	1:16.020	1:25.252	177.2
<i>Ideal</i>	<i>3:35.863</i>	<i>123.430</i>	<i>56.094</i>	<i>1:15.332</i>	<i>1:24.437</i>	<i>180.5</i>

23 30 Jochem van den HOEK

Total Time **14:35.691** Avg Speed **121.192** Behind **1:06.773**

Best Time **3:36.306** Best Speed **123.177** On **4** Gp

Lap	Lap Time	Lap Speed	Sector 1	Sector 2	Sector 3	Speed Trap
1	3:45.460	116.183		1:15.656	1:26.308	159.9
2	3:36.376	123.137	56.730	1:15.088	1:24.558	175.8
3	3:37.549	122.473	56.603	1:15.586	1:25.360	170.5
4	3:36.306	123.177	56.264	1:15.202	1:24.840	172.6
<i>Ideal</i>	<i>3:35.910</i>	<i>123.403</i>	<i>56.264</i>	<i>1:15.088</i>	<i>1:24.558</i>	<i>175.8</i>

24 25 Fabrice MIGUET

Total Time **14:35.935** Avg Speed **121.158** Behind **1:07.017**

Best Time **3:35.450** Best Speed **123.667** On **4** Gp

Lap	Lap Time	Lap Speed	Sector 1	Sector 2	Sector 3	Speed Trap
1	3:46.498	115.651		1:15.779	1:25.733	153.0
2	3:37.649	122.417	57.648	1:14.598	1:25.403	167.9
3	3:36.338	123.159	57.728	1:14.702	1:23.908	165.8
4	3:35.450	123.667	57.324	1:15.286	1:22.840	167.9
<i>Ideal</i>	<i>3:34.762</i>	<i>124.063</i>	<i>57.324</i>	<i>1:14.598</i>	<i>1:22.840</i>	<i>167.9</i>

METZELER ULSTER GRAND PRIX

SUPERBIKE

Plant Lubrication (NI) Dundrod 150 Race 1

Thursday, 06 August 2015

DETAILED SECTOR ANALYSIS



Race Classification

Position

25 82 Xavier DENIS

Total Time **14:37.986** Avg Speed **120.875** Behind **1:09.068**

Best Time **3:37.067** Best Speed **122.745** On **2** Gp

Lap	Lap Time	Lap Speed	Sector 1	Sector 2	Sector 3	Speed Trap
1	3:44.476	116.693		1:15.716	1:25.926	158.8
2	3:37.067	122.745	56.272	1:15.641	1:25.154	173.5
3	3:38.695	121.832	57.054	1:15.797	1:25.844	176.3
4	3:37.748	122.361	56.779	1:15.941	1:25.028	175.3
<i>Ideal</i>	<i>3:36.941</i>	<i>122.817</i>	<i>56.272</i>	<i>1:15.641</i>	<i>1:25.028</i>	<i>176.3</i>

26 37 Nuno CAETANO

Total Time **14:40.217** Avg Speed **120.569** Behind **1:11.299**

Best Time **3:36.832** Best Speed **122.878** On **4** Gp

Lap	Lap Time	Lap Speed	Sector 1	Sector 2	Sector 3	Speed Trap
1	3:45.568	116.128		1:15.887	1:25.772	150.6
2	3:38.459	121.963	57.270	1:14.769	1:26.420	172.2
3	3:39.358	121.463	57.316	1:15.026	1:27.016	168.3
4	3:36.832	122.878	57.154	1:14.637	1:25.041	172.2
<i>Ideal</i>	<i>3:36.832</i>	<i>122.878</i>	<i>57.154</i>	<i>1:14.637</i>	<i>1:25.041</i>	<i>172.2</i>

27 52 James COWTON

Total Time **14:40.246** Avg Speed **120.565** Behind **1:11.328**

Best Time **3:35.032** Best Speed **123.907** On **3** Gp

Lap	Lap Time	Lap Speed	Sector 1	Sector 2	Sector 3	Speed Trap
1	3:34.980	121.847		1:13.618	1:22.884	174.0
2	3:53.730	113.995	1:13.156	1:16.415	1:24.159	181.0
3	3:35.032	123.907	56.242	1:14.544	1:24.246	176.7
4	3:36.504	123.065	57.443	1:14.689	1:24.372	164.6
<i>Ideal</i>	<i>3:32.744</i>	<i>125.240</i>	<i>56.242</i>	<i>1:13.618</i>	<i>1:22.884</i>	<i>181.0</i>

28 80 Darren COOPER

Total Time **14:42.040** Avg Speed **120.319** Behind **1:13.122**

Best Time **3:38.814** Best Speed **121.765** On **4** Gp

Lap	Lap Time	Lap Speed	Sector 1	Sector 2	Sector 3	Speed Trap
1	3:45.048	116.396		1:15.807	1:25.515	151.3
2	3:38.896	121.720	56.665	1:15.209	1:27.022	166.2
3	3:39.282	121.505	56.952	1:15.194	1:27.136	170.0
4	3:38.814	121.765	57.648	1:15.346	1:25.820	170.0
<i>Ideal</i>	<i>3:37.374</i>	<i>122.572</i>	<i>56.665</i>	<i>1:15.194</i>	<i>1:25.515</i>	<i>170.0</i>

Race Classification

Position

29 17 Dave HEWSON

Total Time **14:42.221** Avg Speed **120.295** Behind **1:13.303**

Best Time **3:38.123** Best Speed **122.151** On **2** Gp

Lap	Lap Time	Lap Speed	Sector 1	Sector 2	Sector 3	Speed Trap
1	3:46.254	115.776		1:15.795	1:25.978	157.7
2	3:38.123	122.151	56.995	1:15.279	1:25.849	174.0
3	3:39.202	121.550	58.002	1:15.141	1:26.059	165.0
4	3:38.642	121.861	57.923	1:15.251	1:25.468	166.2
<i>Ideal</i>	<i>3:37.604</i>	<i>122.442</i>	<i>56.995</i>	<i>1:15.141</i>	<i>1:25.468</i>	<i>174.0</i>

30 75 Stephen McKNIGHT

Total Time **14:51.588** Avg Speed **119.031** Behind **1:22.670**

Best Time **3:41.986** Best Speed **120.025** On **2** Gp

Lap	Lap Time	Lap Speed	Sector 1	Sector 2	Sector 3	Speed Trap
1	3:43.937	116.973		1:16.906	1:25.686	164.2
2	3:41.986	120.025	57.522	1:17.194	1:27.270	175.3
3	3:42.441	119.780	58.172	1:17.259	1:27.010	177.2
4	3:43.224	119.360	58.638	1:17.589	1:26.997	173.1
<i>Ideal</i>	<i>3:40.114</i>	<i>121.046</i>	<i>57.522</i>	<i>1:16.906</i>	<i>1:25.686</i>	<i>177.2</i>

31 40 Matthew REES

Total Time **14:51.765** Avg Speed **119.007** Behind **1:22.847**

Best Time **3:40.890** Best Speed **120.621** On **4** Gp

Lap	Lap Time	Lap Speed	Sector 1	Sector 2	Sector 3	Speed Trap
1	3:45.637	116.092		1:16.713	1:26.537	156.6
2	3:42.698	119.642	58.741	1:17.086	1:26.871	163.8
3	3:42.540	119.727	58.536	1:16.523	1:27.481	167.5
4	3:40.890	120.621	58.379	1:16.197	1:26.314	170.5
<i>Ideal</i>	<i>3:40.890</i>	<i>120.621</i>	<i>58.379</i>	<i>1:16.197</i>	<i>1:26.314</i>	<i>170.5</i>

32 59 Gareth EVANS

Total Time **15:07.310** Avg Speed **116.968** Behind **1:38.392**

Best Time **3:45.051** Best Speed **118.391** On **3** Gp

Lap	Lap Time	Lap Speed	Sector 1	Sector 2	Sector 3	Speed Trap
1	3:50.741	113.524		1:18.489	1:29.100	153.4
2	3:46.054	117.865	58.235	1:18.842	1:28.977	163.8
3	3:45.051	118.391	59.266	1:18.870	1:26.915	156.2
4	3:45.464	118.174	58.539	1:18.916	1:28.009	163.8
<i>Ideal</i>	<i>3:43.639</i>	<i>119.138</i>	<i>58.235</i>	<i>1:18.489</i>	<i>1:26.915</i>	<i>163.8</i>

METZELER ULSTER GRAND PRIX

SUPERBIKE

Plant Lubrication (NI) Dundrod 150 Race 1

Thursday, 06 August 2015

DETAILED SECTOR ANALYSIS



Race Classification

Position

33 49 Callum LAIDLAW

Total Time **15:10.523** Avg Speed **116.556** Behind **1:41.605**

Best Time **3:45.908** Best Speed **117.942** On **3** Gp

Lap	Lap Time	Lap Speed	Sector 1	Sector 2	Sector 3	Speed Trap
1	3:51.227	113.286		1:18.524	1:28.130	148.0
2	3:47.264	117.238	59.259	1:18.450	1:29.555	168.7
3	3:45.908	117.942	59.388	1:18.298	1:28.222	168.3
4	3:46.124	117.829	59.352	1:18.412	1:28.360	167.9
<i>Ideal</i>	<i>3:45.687</i>	<i>118.057</i>	<i>59.259</i>	<i>1:18.298</i>	<i>1:28.130</i>	<i>168.7</i>

34 67 Gary MILLER

Total Time **15:11.173** Avg Speed **116.472** Behind **1:42.255**

Best Time **3:45.858** Best Speed **117.968** On **4** Gp

Lap	Lap Time	Lap Speed	Sector 1	Sector 2	Sector 3	Speed Trap
1	3:51.862	112.975		1:18.710	1:28.118	151.3
2	3:47.348	117.195	59.402	1:18.787	1:29.159	169.2
3	3:46.105	117.839	59.809	1:18.240	1:28.056	167.9
4	3:45.858	117.968	59.187	1:18.265	1:28.406	167.9
<i>Ideal</i>	<i>3:45.483</i>	<i>118.164</i>	<i>59.187</i>	<i>1:18.240</i>	<i>1:28.056</i>	<i>169.2</i>

35 29 Eric WILSON

Total Time **15:12.633** Avg Speed **116.286** Behind **1:43.715**

Best Time **3:45.865** Best Speed **117.964** On **3** Gp

Lap	Lap Time	Lap Speed	Sector 1	Sector 2	Sector 3	Speed Trap
1	3:50.515	113.635		1:18.521	1:29.114	158.1
2	3:47.653	117.038	58.075	1:19.134	1:30.444	170.0
3	3:45.865	117.964	58.382	1:18.646	1:28.837	167.5
4	3:48.600	116.553	58.532	1:18.794	1:31.274	166.7
<i>Ideal</i>	<i>3:45.433</i>	<i>118.190</i>	<i>58.075</i>	<i>1:18.521</i>	<i>1:28.837</i>	<i>170.0</i>

36 19 George SPENCE

Total Time **15:14.018** Avg Speed **116.110** Behind **1:45.100**

Best Time **3:45.851** Best Speed **117.971** On **3** Gp

Lap	Lap Time	Lap Speed	Sector 1	Sector 2	Sector 3	Speed Trap
1	3:51.012	113.391		1:18.429	1:28.987	151.3
2	3:47.303	117.218	58.539	1:18.898	1:29.866	163.8
3	3:45.851	117.971	58.570	1:18.719	1:28.562	166.7
4	3:49.852	115.918	58.770	1:18.755	1:32.327	164.6
<i>Ideal</i>	<i>3:45.530</i>	<i>118.139</i>	<i>58.539</i>	<i>1:18.429</i>	<i>1:28.562</i>	<i>166.7</i>

Race Classification

Position

37 43 Andrew SELLARS

Total Time **15:29.136** Avg Speed **114.221** Behind **2:00.218**

Best Time **3:48.586** Best Speed **116.560** On **3** Gp

Lap	Lap Time	Lap Speed	Sector 1	Sector 2	Sector 3	Speed Trap
1	3:57.198	110.434		1:19.922	1:30.992	144.5
2	3:54.367	113.685	1:02.285	1:21.479	1:30.603	144.8
3	3:48.586	116.560	1:00.480	1:18.836	1:29.270	158.1
4	3:48.985	116.357	1:00.201	1:19.938	1:28.846	163.8
<i>Ideal</i>	<i>3:47.883</i>	<i>116.919</i>	<i>1:00.201</i>	<i>1:18.836</i>	<i>1:28.846</i>	<i>163.8</i>

38 125 David MURPHY

Total Time **15:29.702** Avg Speed **114.151** Behind **2:00.784**

Best Time **3:47.087** Best Speed **117.329** On **4** Gp

Lap	Lap Time	Lap Speed	Sector 1	Sector 2	Sector 3	Speed Trap
1	3:56.664	110.683		1:19.223	1:31.939	148.0
2	3:55.741	113.022	1:02.037	1:21.827	1:31.877	145.4
3	3:50.210	115.738	1:01.191	1:20.157	1:28.862	150.3
4	3:47.087	117.329	1:00.189	1:18.633	1:28.265	156.2
<i>Ideal</i>	<i>3:47.087</i>	<i>117.329</i>	<i>1:00.189</i>	<i>1:18.633</i>	<i>1:28.265</i>	<i>156.2</i>

39 20 Hubert KALTHUBER

Total Time **15:43.793** Avg Speed **112.447** Behind **2:14.875**

Best Time **3:53.715** Best Speed **114.002** On **4** Gp

Lap	Lap Time	Lap Speed	Sector 1	Sector 2	Sector 3	Speed Trap
1	3:58.034	110.046		1:20.150	1:31.163	136.6
2	3:56.042	112.878	1:01.803	1:22.057	1:32.182	146.4
3	3:56.002	112.897	1:01.800	1:21.817	1:32.385	143.0
4	3:53.715	114.002	1:00.119	1:19.965	1:33.631	153.4
<i>Ideal</i>	<i>3:51.247</i>	<i>115.219</i>	<i>1:00.119</i>	<i>1:19.965</i>	<i>1:31.163</i>	<i>153.4</i>

Not Classified

Position

DNF 4 Guy MARTIN

Total Time **13:28.539** Avg Speed **131.257** Behind

Best Time **3:20.066** Best Speed **133.176** On **3** Gp

Lap	Lap Time	Lap Speed	Sector 1	Sector 2	Sector 3	Speed Trap
1	3:26.487	126.859		1:10.045	1:19.015	174.9
2	3:21.603	132.161	52.817	1:10.380	1:18.406	188.6
3	3:20.066	133.176	52.321	1:09.265	1:18.480	192.9
4	3:20.383	132.965	52.672	1:09.394	1:18.317	191.8
<i>Ideal</i>	<i>3:19.903</i>	<i>133.284</i>	<i>52.321</i>	<i>1:09.265</i>	<i>1:18.317</i>	<i>192.9</i>

METZELER ULSTER GRAND PRIX

SUPERBIKE

Plant Lubrication (NI) Dundrod 150 Race 1

Thursday, 06 August 2015

DETAILED SECTOR ANALYSIS



Not Classified

Position

DNF 1 Michael DUNLOP

Total Time **13:43.838** Avg Speed **128.820** Behind
Best Time **3:23.617** Best Speed **130.853** On **2** Gp

Lap	Lap Time	Lap Speed	Sector 1	Sector 2	Sector 3	Speed Trap
1	3:30.511	124.434		1:10.797	1:20.402	170.0
2	3:23.617	130.853	53.272	1:10.604	1:19.741	191.8
3	3:24.019	130.595	53.665	1:10.687	1:19.667	182.5
4	3:25.691	129.534	53.592	1:10.197	1:21.902	189.1
<i>Ideal</i>	<i>3:23.136</i>	<i>131.163</i>	<i>53.272</i>	<i>1:10.197</i>	<i>1:19.667</i>	<i>191.8</i>

DNF 61 John WALSH

Total Time **14:32.893** Avg Speed **121.580** Behind
Best Time **3:32.839** Best Speed **125.184** On **2** Gp

Lap	Lap Time	Lap Speed	Sector 1	Sector 2	Sector 3	Speed Trap
1	3:42.652	117.649		1:15.053	1:24.585	154.1
2	3:32.839	125.184	56.299	1:13.279	1:23.261	165.4
3	3:37.244	122.645	56.063	1:15.782	1:25.399	172.6
4	3:40.158	121.022	55.784	1:14.045	1:30.329	178.6
<i>Ideal</i>	<i>3:32.324</i>	<i>125.487</i>	<i>55.784</i>	<i>1:13.279</i>	<i>1:23.261</i>	<i>178.6</i>

DNF 9 Ian HUTCHINSON

Total Time **10:11.917** Avg Speed **129.891** Behind
Best Time **3:22.609** Best Speed **131.504** On **2** Gp

Lap	Lap Time	Lap Speed	Sector 1	Sector 2	Sector 3	Speed Trap
1	3:26.229	127.017		1:10.634	1:19.155	180.0
2	3:22.609	131.504	52.848	1:10.642	1:19.119	192.9
3	3:23.079	131.200	52.471	1:09.286	1:21.322	191.8
<i>Ideal</i>	<i>3:20.876</i>	<i>132.639</i>	<i>52.471</i>	<i>1:09.286</i>	<i>1:19.119</i>	<i>192.9</i>

DNF 13 Lee JOHNSTON

Total Time **10:19.207** Avg Speed **128.362** Behind
Best Time **3:22.264** Best Speed **131.729** On **2** Gp

Lap	Lap Time	Lap Speed	Sector 1	Sector 2	Sector 3	Speed Trap
1	3:27.069	126.502		1:10.817	1:19.531	179.1
2	3:22.264	131.729	52.585	1:10.204	1:19.475	190.2
3	3:29.874	126.952	52.511	1:09.688	1:27.675	183.0
<i>Ideal</i>	<i>3:21.674</i>	<i>132.114</i>	<i>52.511</i>	<i>1:09.688</i>	<i>1:19.475</i>	<i>190.2</i>

Not Classified

Position

DNF 47 Alistair KIRK

Total Time **11:01.280** Avg Speed **120.195** Behind
Best Time **3:34.514** Best Speed **124.206** On **2** Gp

Lap	Lap Time	Lap Speed	Sector 1	Sector 2	Sector 3	Speed Trap
1	3:39.585	119.292		1:14.347	1:23.908	160.7
2	3:34.514	124.206	56.167	1:14.341	1:24.006	178.1
3	3:47.181	117.281	56.311	1:16.420	1:34.450	0.0
<i>Ideal</i>	<i>3:34.416</i>	<i>124.263</i>	<i>56.167</i>	<i>1:14.341</i>	<i>1:23.908</i>	<i>178.1</i>

DNF 23 Andrew TAYLOR

Total Time **11:42.485** Avg Speed **113.145** Behind
Best Time **3:49.587** Best Speed **116.052** On **3** Gp

Lap	Lap Time	Lap Speed	Sector 1	Sector 2	Sector 3	Speed Trap
1	3:57.064	110.496		1:20.213	1:31.025	151.6
2	3:55.834	112.978	1:01.980	1:22.585	1:31.269	152.7
3	3:49.587	116.052	59.922	1:20.211	1:29.454	153.4
<i>Ideal</i>	<i>3:49.587</i>	<i>116.052</i>	<i>59.922</i>	<i>1:20.211</i>	<i>1:29.454</i>	<i>153.4</i>

DNF 86 Derek McGEE

Total Time **3:55.383** Avg Speed **111.285** Behind
Best Time Best Speed On Gp

Lap	Lap Time	Lap Speed	Sector 1	Sector 2	Sector 3	Speed Trap
1	3:55.383	111.285		1:13.525	1:42.591	164.2
<i>Ideal</i>	<i>0.000</i>	<i>0.000</i>		<i>1:13.525</i>	<i>1:42.591</i>	<i>164.2</i>

METZELER ULSTER GRAND PRIX

SUPERBIKE

Plant Lubrication (NI) Dundrod 150 Race 1

LAP CHART



1					1					2				
No	Name	Gp	Time of Day	Lap Time	No	Name	Gp	Time of Day	Lap Time	No	Name	Gp	Time of Day	Lap Time
9	Ian HUTCHINSON	a	19:33:28.945	3:26.229	72	David JOHNSON	a	19:34:11.856	4:09.140	4	Guy MARTIN	a	19:36:50.806	3:21.603
4	Guy MARTIN	a	19:33:29.203	3:26.487						9	Ian HUTCHINSON	a	19:36:51.554	3:22.609
13	Lee JOHNSTON	a	19:33:29.785	3:27.069						5	Bruce ANSTEY	a	19:36:51.640	3:21.419
60	Peter HICKMAN	a	19:33:30.182	3:27.466						13	Lee JOHNSTON	a	19:36:52.049	3:22.264
5	Bruce ANSTEY	a	19:33:30.221	3:27.505						60	Peter HICKMAN	a	19:36:52.797	3:22.615
10	Conor CUMMINS	a	19:33:30.737	3:28.021						10	Conor CUMMINS	a	19:36:52.866	3:22.129
24	Keith AMOR	a	19:33:32.014	3:29.298						24	Keith AMOR	a	19:36:56.460	3:24.446
7	Dan KNEEN	a	19:33:32.298	3:29.582						7	Dan KNEEN	a	19:36:56.594	3:24.296
6	William DUNLOP	a	19:33:32.965	3:30.249						1	Michael DUNLOP	a	19:36:56.844	3:23.617
66	Russ MOUNTFORD	a	19:33:33.057	3:30.341						6	William DUNLOP	a	19:36:57.503	3:24.538
1	Michael DUNLOP	a	19:33:33.227	3:30.511						15	Ivan LINTIN	a	19:36:57.650	3:23.831
2	Dean HARRISON	a	19:33:33.550	3:30.834						2	Dean HARRISON	a	19:36:58.791	3:25.241
15	Ivan LINTIN	a	19:33:33.819	3:31.103						66	Russ MOUNTFORD	a	19:36:59.221	3:26.164
104	Daley MATHISON	b	19:33:35.880	3:33.164						97	Seamus ELLIOTT	b	19:37:05.175	3:29.068
97	Seamus ELLIOTT	b	19:33:36.107	3:33.391						104	Daley MATHISON	b	19:37:06.973	3:31.093
52	James COWTON	b	19:33:37.696	3:34.980						12	Daniel COOPER	a	19:37:10.181	3:31.280
12	Daniel COOPER	a	19:33:38.901	3:36.185						14	Tom McHALE	b	19:37:10.298	3:30.311
76	Horst SAIGER	b	19:33:39.051	3:36.335						76	Horst SAIGER	b	19:37:10.549	3:31.498
11	Paul SHOESMITH	b	19:33:39.867	3:37.151						11	Paul SHOESMITH	b	19:37:10.865	3:30.998
14	Tom McHALE	b	19:33:39.987	3:37.271						77	Mark GOODINGS	a	19:37:11.924	3:31.208
77	Mark GOODINGS	a	19:33:40.716	3:38.000						27	Phillip CROWE	a	19:37:12.385	3:31.388
26	Ben WYLIE	b	19:33:40.838	3:38.122						26	Ben WYLIE	b	19:37:13.953	3:33.115
27	Phillip CROWE	a	19:33:40.997	3:38.281						47	Alistair KIRK	b	19:37:16.815	3:34.514
47	Alistair KIRK	b	19:33:42.301	3:39.585						53	Jonathan HOWARTH	b	19:37:17.024	3:33.854
53	Jonathan HOWARTH	b	19:33:43.170	3:40.454						61	John WALSH	b	19:37:18.207	3:32.839
71	Davy MORGAN	c	19:33:44.696	3:41.980						56	John INGRAM	b	19:37:22.498	3:37.380
56	John INGRAM	b	19:33:45.118	3:42.402						71	Davy MORGAN	c	19:37:22.615	3:37.919
61	John WALSH	b	19:33:45.368	3:42.652						82	Xavier DENIS	b	19:37:24.259	3:37.067
75	Stephen McKNIGHT	c	19:33:46.653	3:43.937						30	Jochem van den HOEK	b	19:37:24.552	3:36.376
82	Xavier DENIS	b	19:33:47.192	3:44.476						80	Darren COOPER	b	19:37:26.660	3:38.896
80	Darren COOPER	b	19:33:47.764	3:45.048						37	Nuno CAETANO	b	19:37:26.743	3:38.459
30	Jochem van den HOEK	b	19:33:48.176	3:45.460						25	Fabrice MIGUET	b	19:37:26.863	3:37.649
37	Nuno CAETANO	b	19:33:48.284	3:45.568						17	Dave HEWSON	b	19:37:27.093	3:38.123
40	Matthew REES	c	19:33:48.353	3:45.637						75	Stephen McKNIGHT	c	19:37:28.639	3:41.986
17	Dave HEWSON	b	19:33:48.970	3:46.254						40	Matthew REES	c	19:37:31.051	3:42.698
25	Fabrice MIGUET	b	19:33:49.214	3:46.498						52	James COWTON	b	19:37:31.426	3:53.730
29	Eric WILSON	c	19:33:53.231	3:50.515						59	Gareth EVANS	c	19:37:39.511	3:46.054
59	Gareth EVANS	c	19:33:53.457	3:50.741						29	Eric WILSON	c	19:37:40.884	3:47.653
19	George SPENCE	c	19:33:53.728	3:51.012						19	George SPENCE	c	19:37:41.031	3:47.303
49	Callum LAIDLAW	c	19:33:53.943	3:51.227						49	Callum LAIDLAW	c	19:37:41.207	3:47.264
67	Gary MILLER	c	19:33:54.578	3:51.862						67	Gary MILLER	c	19:37:41.926	3:47.348
86	Derek McGEE	b	19:33:58.099	3:55.383						72	David JOHNSON	a	19:37:42.178	3:30.322
125	David MURPHY	c	19:33:59.380	3:56.664						43	Andrew SELLARS	c	19:37:54.281	3:54.367
23	Andrew TAYLOR	c	19:33:59.780	3:57.064						125	David MURPHY	c	19:37:55.121	3:55.741
43	Andrew SELLARS	c	19:33:59.914	3:57.198						23	Andrew TAYLOR	c	19:37:55.614	3:55.834
20	Hubert KALTHUBER	c	19:34:00.750	3:58.034						20	Hubert KALTHUBER	c	19:37:56.792	3:56.042



METZELER ULSTER GRAND PRIX

SUPERBIKE

Plant Lubrication (NI) Dundrod 150 Race 1

LAP CHART

**3**

No	Name	Gp	Time of Day	Lap Time
4	Guy MARTIN	a	19:40:10.872	3:20.066
5	Bruce ANSTEY	a	19:40:11.232	3:19.592
9	Ian HUTCHINSON	a	19:40:14.633	3:23.079
10	Conor CUMMINS	a	19:40:15.129	3:22.263
60	Peter HICKMAN	a	19:40:15.776	3:22.979
7	Dan KNEEN	a	19:40:20.274	3:23.680
1	Michael DUNLOP	a	19:40:20.863	3:24.019
24	Keith AMOR	a	19:40:21.494	3:25.034
13	Lee JOHNSTON	a	19:40:21.923	3:29.874
6	William DUNLOP	a	19:40:22.094	3:24.591
2	Dean HARRISON	a	19:40:22.315	3:23.524
15	Ivan LINTIN	a	19:40:22.775	3:25.125
66	Russ MOUNTFORD	a	19:40:23.735	3:24.514
97	Seamus ELLIOTT	b	19:40:34.020	3:28.845
104	Daley MATHISON	b	19:40:38.157	3:31.184
76	Horst SAIGER	b	19:40:40.763	3:30.214
14	Tom McHALE	b	19:40:41.036	3:30.738
12	Daniel COOPER	a	19:40:41.388	3:31.207
11	Paul SHOESMITH	b	19:40:41.499	3:30.634
77	Mark GOODINGS	a	19:40:42.446	3:30.522
27	Phillip CROWE	a	19:40:44.184	3:31.799
26	Ben WYLIE	b	19:40:48.093	3:34.140
53	Jonathan HOWARTH	b	19:40:54.140	3:37.116
61	John WALSH	b	19:40:55.451	3:37.244
71	Davy MORGAN	c	19:40:59.324	3:36.709
56	John INGRAM	b	19:41:00.295	3:37.797
30	Jochem van den HOEK	b	19:41:02.101	3:37.549
82	Xavier DENIS	b	19:41:02.954	3:38.695
25	Fabrice MIGUET	b	19:41:03.201	3:36.338
47	Alistair KIRK	b	19:41:03.996	3:47.181
80	Darren COOPER	b	19:41:05.942	3:39.282
37	Nuno CAETANO	b	19:41:06.101	3:39.358
17	Dave HEWSON	b	19:41:06.295	3:39.202
52	James COWTON	b	19:41:06.458	3:35.032
72	David JOHNSON	a	19:41:09.826	3:27.648
75	Stephen McKNIGHT	c	19:41:11.080	3:42.441
40	Matthew REES	c	19:41:13.591	3:42.540
59	Gareth EVANS	c	19:41:24.562	3:45.051
29	Eric WILSON	c	19:41:26.749	3:45.865
19	George SPENCE	c	19:41:26.882	3:45.851
49	Callum LAIDLAW	c	19:41:27.115	3:45.908
67	Gary MILLER	c	19:41:28.031	3:46.105
43	Andrew SELLARS	c	19:41:42.867	3:48.586
23	Andrew TAYLOR	c	19:41:45.201	3:49.587
125	David MURPHY	c	19:41:45.331	3:50.210
20	Hubert KALTHUBER	c	19:41:52.794	3:56.002

4

No	Name	Gp	Time of Day	Lap Time
4	Guy MARTIN	a	19:43:31.255	3:20.383
5	Bruce ANSTEY	a	19:43:31.634	3:20.402
10	Conor CUMMINS	a	19:43:36.413	3:21.284
60	Peter HICKMAN	a	19:43:36.995	3:21.219
7	Dan KNEEN	a	19:43:43.761	3:23.487
24	Keith AMOR	a	19:43:45.059	3:23.565
6	William DUNLOP	a	19:43:45.432	3:23.338
2	Dean HARRISON	a	19:43:45.607	3:23.292
15	Ivan LINTIN	a	19:43:46.053	3:23.278
1	Michael DUNLOP	a	19:43:46.554	3:25.691
66	Russ MOUNTFORD	a	19:43:48.581	3:24.846
97	Seamus ELLIOTT	b	19:44:03.257	3:29.237
104	Daley MATHISON	b	19:44:09.892	3:31.735
76	Horst SAIGER	b	19:44:10.349	3:29.586
14	Tom McHALE	b	19:44:10.696	3:29.660
11	Paul SHOESMITH	b	19:44:11.755	3:30.256
77	Mark GOODINGS	a	19:44:13.205	3:30.759
12	Daniel COOPER	a	19:44:13.557	3:32.169
27	Phillip CROWE	a	19:44:16.044	3:31.860
26	Ben WYLIE	b	19:44:22.573	3:34.480
53	Jonathan HOWARTH	b	19:44:28.186	3:34.046
61	John WALSH	b	19:44:35.609	3:40.158
71	Davy MORGAN	c	19:44:36.108	3:36.784
72	David JOHNSON	a	19:44:36.875	3:27.049
56	John INGRAM	b	19:44:37.677	3:37.382
30	Jochem van den HOEK	b	19:44:38.407	3:36.306
25	Fabrice MIGUET	b	19:44:38.651	3:35.450
82	Xavier DENIS	b	19:44:40.702	3:37.748
37	Nuno CAETANO	b	19:44:42.933	3:36.832
52	James COWTON	b	19:44:42.962	3:36.504
80	Darren COOPER	b	19:44:44.756	3:38.814
17	Dave HEWSON	b	19:44:44.937	3:38.642
75	Stephen McKNIGHT	c	19:44:54.304	3:43.224
40	Matthew REES	c	19:44:54.481	3:40.890
59	Gareth EVANS	c	19:45:10.026	3:45.464
49	Callum LAIDLAW	c	19:45:13.239	3:46.124
67	Gary MILLER	c	19:45:13.889	3:45.858
29	Eric WILSON	c	19:45:15.349	3:48.600
19	George SPENCE	c	19:45:16.734	3:49.852
43	Andrew SELLARS	c	19:45:31.852	3:48.985
125	David MURPHY	c	19:45:32.418	3:47.087
20	Hubert KALTHUBER	c	19:45:46.509	3:53.715

METZELER ULSTER GRAND PRIX SUPERBIKE Plant Lubrication (NI) Dundrod 150 Race 1 SECTOR ANALYSIS

Perfect Lap (sum of best sectors) = 3:19.592



SECTOR 1 FINISH - TULLYRUSK			SECTOR 2 TULLYRUSK - JORDAN'S		SECTOR 3 JORDAN'S - FINISH		IDEAL / BEST COMPARISON				
Pos	No Name	Time	No Name	Time	No Name	Time	Pos	No Name	Ideal Time	Best Tim	Diff
1	5 Bruce ANSTEY	52.135	5 Bruce ANSTEY	1:09.155	5 Bruce ANSTEY	1:18.302	1	5 Bruce ANSTEY	3:19.592	3:19.592	0.000
2	4 Guy MARTIN	52.321	4 Guy MARTIN	1:09.265	4 Guy MARTIN	1:18.317	2	4 Guy MARTIN	3:19.903	3:20.066	0.163
3	9 Ian HUTCHINSON	52.471	9 Ian HUTCHINSON	1:09.286	10 Conor CUMMINS	1:18.571	3	60 Peter HICKMAN	3:21.219	3:21.219	0.000
4	13 Lee JOHNSTON	52.511	60 Peter HICKMAN	1:09.543	60 Peter HICKMAN	1:18.880	4	10 Conor CUMMINS	3:21.284	3:21.284	0.000
5	60 Peter HICKMAN	52.796	10 Conor CUMMINS	1:09.661	9 Ian HUTCHINSON	1:19.119	5	13 Lee JOHNSTON	3:21.674	3:22.264	0.590
6	6 William DUNLOP	53.026	13 Lee JOHNSTON	1:09.688	13 Lee JOHNSTON	1:19.475	6	9 Ian HUTCHINSON	3:20.876	3:22.609	1.733
7	15 Ivan LINTIN	53.043	24 Keith AMOR	1:10.106	7 Dan KNEEN	1:19.493	7	15 Ivan LINTIN	3:23.266	3:23.278	0.012
8	10 Conor CUMMINS	53.052	7 Dan KNEEN	1:10.146	2 Dean HARRISON	1:19.655	8	2 Dean HARRISON	3:22.937	3:23.292	0.355
9	2 Dean HARRISON	53.077	1 Michael DUNLOP	1:10.197	1 Michael DUNLOP	1:19.667	9	6 William DUNLOP	3:23.338	3:23.338	0.000
10	1 Michael DUNLOP	53.272	2 Dean HARRISON	1:10.205	6 William DUNLOP	1:19.704	10	7 Dan KNEEN	3:23.237	3:23.487	0.250
11	24 Keith AMOR	53.435	15 Ivan LINTIN	1:10.382	66 Russ MOUNTFORD	1:19.736	11	24 Keith AMOR	3:23.541	3:23.565	0.024
12	7 Dan KNEEN	53.598	6 William DUNLOP	1:10.608	15 Ivan LINTIN	1:19.841	12	1 Michael DUNLOP	3:23.136	3:23.617	0.481
13	66 Russ MOUNTFORD	53.601	66 Russ MOUNTFORD	1:10.775	24 Keith AMOR	1:20.000	13	66 Russ MOUNTFORD	3:24.112	3:24.514	0.402
14	72 David JOHNSON	54.140	72 David JOHNSON	1:11.791	72 David JOHNSON	1:20.467	14	72 David JOHNSON	3:26.398	3:27.049	0.651
15	97 Seamus ELLIOTT	54.554	97 Seamus ELLIOTT	1:11.859	97 Seamus ELLIOTT	1:21.221	15	97 Seamus ELLIOTT	3:27.634	3:28.845	1.211
16	76 Horst SAIGER	54.802	14 Tom McHALE	1:12.374	27 Phillip CROWE	1:21.680	16	76 Horst SAIGER	3:29.467	3:29.586	0.119
17	14 Tom McHALE	54.913	104 Daley MATHISON	1:12.527	14 Tom McHALE	1:21.849	17	14 Tom McHALE	3:29.136	3:29.660	0.524
18	11 Paul SHOESMITH	54.971	76 Horst SAIGER	1:12.662	76 Horst SAIGER	1:22.003	18	11 Paul SHOESMITH	3:30.156	3:30.256	0.100
19	77 Mark GOODINGS	55.072	11 Paul SHOESMITH	1:12.705	77 Mark GOODINGS	1:22.214	19	77 Mark GOODINGS	3:30.046	3:30.522	0.476
20	104 Daley MATHISON	55.180	77 Mark GOODINGS	1:12.760	12 Daniel COOPER	1:22.241	20	104 Daley MATHISON	3:30.086	3:31.093	1.007
21	12 Daniel COOPER	55.545	12 Daniel COOPER	1:13.119	104 Daley MATHISON	1:22.379	21	12 Daniel COOPER	3:30.905	3:31.207	0.302
22	61 John WALSH	55.784	61 John WALSH	1:13.279	11 Paul SHOESMITH	1:22.480	22	27 Phillip CROWE	3:30.959	3:31.388	0.429
23	27 Phillip CROWE	55.799	27 Phillip CROWE	1:13.480	25 Fabrice MIGUET	1:22.840	23	61 John WALSH	3:32.324	3:32.839	0.515
24	26 Ben WYLIE	55.960	86 Derek McGEE	1:13.525	52 James COWTON	1:22.884	24	26 Ben WYLIE	3:33.002	3:33.115	0.113
25	56 John INGRAM	56.094	26 Ben WYLIE	1:13.581	53 Jonathan HOWARTH	1:23.115	25	53 Jonathan HOWARTH	3:33.757	3:33.854	0.097
26	53 Jonathan HOWARTH	56.140	52 James COWTON	1:13.618	61 John WALSH	1:23.261	26	47 Alistair KIRK	3:34.416	3:34.514	0.098
27	47 Alistair KIRK	56.167	47 Alistair KIRK	1:14.341	26 Ben WYLIE	1:23.461	27	52 James COWTON	3:32.744	3:35.032	2.288
28	52 James COWTON	56.242	53 Jonathan HOWARTH	1:14.502	47 Alistair KIRK	1:23.908	28	25 Fabrice MIGUET	3:34.762	3:35.450	0.688
29	30 Jochem van den HOEK	56.264	25 Fabrice MIGUET	1:14.598	71 Davy MORGAN	1:24.206	29	30 Jochem van den HOEK	3:35.910	3:36.306	0.396
30	82 Xavier DENIS	56.272	37 Nuno CAETANO	1:14.637	56 John INGRAM	1:24.437	30	71 Davy MORGAN	3:36.446	3:36.709	0.263
31	71 Davy MORGAN	56.664	30 Jochem van den HOEK	1:15.088	30 Jochem van den HOEK	1:24.558	31	37 Nuno CAETANO	3:36.832	3:36.832	0.000
32	80 Darren COOPER	56.665	17 Dave HEWSON	1:15.141	82 Xavier DENIS	1:25.028	32	82 Xavier DENIS	3:36.941	3:37.067	0.126
33	17 Dave HEWSON	56.995	80 Darren COOPER	1:15.194	37 Nuno CAETANO	1:25.041	33	56 John INGRAM	3:35.863	3:37.380	1.517
34	37 Nuno CAETANO	57.154	56 John INGRAM	1:15.332	17 Dave HEWSON	1:25.468	34	17 Dave HEWSON	3:37.604	3:38.123	0.519
35	25 Fabrice MIGUET	57.324	71 Davy MORGAN	1:15.576	80 Darren COOPER	1:25.515	35	80 Darren COOPER	3:37.374	3:38.814	1.440
36	75 Stephen McKNIGHT	57.522	82 Xavier DENIS	1:15.641	75 Stephen McKNIGHT	1:25.686	36	40 Matthew REES	3:40.890	3:40.890	0.000
37	29 Eric WILSON	58.075	40 Matthew REES	1:16.197	40 Matthew REES	1:26.314	37	75 Stephen McKNIGHT	3:40.114	3:41.986	1.872
38	59 Gareth EVANS	58.235	75 Stephen McKNIGHT	1:16.906	59 Gareth EVANS	1:26.915	38	59 Gareth EVANS	3:43.639	3:45.051	1.412
39	40 Matthew REES	58.379	67 Gary MILLER	1:18.240	67 Gary MILLER	1:28.056	39	19 George SPENCE	3:45.530	3:45.851	0.321
40	19 George SPENCE	58.539	49 Callum LAIDLAW	1:18.298	49 Callum LAIDLAW	1:28.130	40	67 Gary MILLER	3:45.483	3:45.858	0.375
41	67 Gary MILLER	59.187	19 George SPENCE	1:18.429	125 David MURPHY	1:28.265	41	29 Eric WILSON	3:45.433	3:45.865	0.432
42	49 Callum LAIDLAW	59.259	59 Gareth EVANS	1:18.489	19 George SPENCE	1:28.562	42	49 Callum LAIDLAW	3:45.687	3:45.908	0.221
43	23 Andrew TAYLOR	59.922	29 Eric WILSON	1:18.521	29 Eric WILSON	1:28.837	43	125 David MURPHY	3:47.087	3:47.087	0.000
44	20 Hubert KALTHUBER	1:00.119	125 David MURPHY	1:18.633	43 Andrew SELLARS	1:28.846	44	43 Andrew SELLARS	3:47.883	3:48.586	0.703
45	125 David MURPHY	1:00.189	43 Andrew SELLARS	1:18.836	23 Andrew TAYLOR	1:29.454	45	23 Andrew TAYLOR	3:49.587	3:49.587	0.000
46	43 Andrew SELLARS	1:00.201	20 Hubert KALTHUBER	1:19.965	20 Hubert KALTHUBER	1:31.163	46	20 Hubert KALTHUBER	3:51.247	3:53.715	2.468
			23 Andrew TAYLOR	1:20.211	86 Derek McGEE	1:42.591					

METZELER ULSTER GRAND PRIX

SUPERBIKE

Plant Lubrication (NI) Dundrod 150 Race 1

Thursday, 06 August 2015



SPEED TRAP ON FLYING KILO

Class	No/Nam	Fastest	Lap 1	Lap 2	Lap 3	Lap 4	Lap 5	Lap 6	Lap 7	Lap 8	Lap 9	Lap 10	Lap 11	Lap 12
SBK	5 Bruce ANSTEY	196.3	171.8	194.6	196.3	190.2								
SBK	60 Peter HICKMAN	194.6	180.0	194.6	192.4	192.4								
SBK	15 Ivan LINTIN	193.5	173.1	193.5	188.1	189.1								
SBK	4 Guy MARTIN	192.9	174.9	188.6	192.9	191.8								
SBK	9 Ian HUTCHINSON	192.9	180.0	192.9	191.8									
SBK	1 Michael DUNLOP	191.8	170.0	191.8	182.5	189.1								
SBK	6 William DUNLOP	190.2	171.3	185.0	190.2	189.7								
SBK	13 Lee JOHNSTON	190.2	179.1	190.2	183.0									
SBK	7 Dan KNEEN	190.2	171.8	190.2	185.5	187.0								
SBK	72 David JOHNSON	189.7	172.2	184.0	189.7	184.0								
SBK	2 Dean HARRISON	189.1	173.1	187.6	188.6	189.1								
SBK	10 Conor CUMMINS	189.1	179.5	189.1	186.0	188.1								
SBK	24 Keith AMOR	188.6	168.7	186.5	188.6	187.6								
SBK	66 Russ MOUNTFORD	188.1	188.1	184.5	187.6									
SBK	97 Seamus ELLIOTT	187.0	168.3	187.0	185.5	185.0								
SBK	104 Daley MATHISON	185.0	174.4	185.0	184.0	182.5								
SBK	77 Mark GOODINGS	182.5	170.0	180.5	182.5	174.9								
SBK	12 Daniel COOPER	182.0	167.5	182.0	182.0	181.5								
SBK	26 Ben WYLIE	181.5	161.1	181.5	177.2	177.7								
SBK	76 Horst SAIGER	181.0	165.8	178.1	181.0	178.6								
SBK	52 James COWTON	181.0	174.0	181.0	176.7	164.6								
SBK	56 John INGRAM	180.5	154.4	170.5	180.5	177.2								
SBK	14 Tom McHALE	180.0	162.6	178.6	170.5	180.0								
SBK	61 John WALSH	178.6	154.1	165.4	172.6	178.6								
SBK	47 Alistair KIRK	178.1	160.7	178.1										
SBK	75 Stephen McKNIGHT	177.2	164.2	175.3	177.2	173.1								
SBK	11 Paul SHOESMITH	177.2	165.0	177.2	170.9	170.0								
SBK	27 Phillip CROWE	176.7	169.2	176.7	176.3	174.4								
SBK	82 Xavier DENIS	176.3	158.8	173.5	176.3	175.3								
SBK	71 Davy MORGAN	175.8	168.3	174.9	175.8	174.9								
SBK	53 Jonathan HOWARTH	175.8	163.0	175.8	172.6	174.9								
SBK	30 Jochem van den HOEK	175.8	159.9	175.8	170.5	172.6								
SBK	17 Dave HEWSON	174.0	157.7	174.0	165.0	166.2								
SBK	37 Nuno CAETANO	172.2	150.6	172.2	168.3	172.2								
SBK	40 Matthew REES	170.5	156.6	163.8	167.5	170.5								
SBK	29 Eric WILSON	170.0	158.1	170.0	167.5	166.7								
SBK	80 Darren COOPER	170.0	151.3	166.2	170.0	170.0								
SBK	67 Gary MILLER	169.2	151.3	169.2	167.9	167.9								
SBK	49 Callum LAIDLAW	168.7	148.0	168.7	168.3	167.9								
SBK	25 Fabrice MIGUET	167.9	153.0	167.9	165.8	167.9								
SBK	19 George SPENCE	166.7	151.3	163.8	166.7	164.6								
SBK	86 Derek McGEE	164.2	164.2											
SBK	59 Gareth EVANS	163.8	153.4	163.8	156.2	163.8								
SBK	43 Andrew SELLARS	163.8	144.5	144.8	158.1	163.8								
SBK	125 David MURPHY	156.2	148.0	145.4	150.3	156.2								
SBK	20 Hubert KALTHUBER	153.4	136.6	146.4	143.0	153.4								
SBK	23 Andrew TAYLOR	153.4	151.6	152.7	153.4									

