



Wednesday 5th – Saturday 8th August 2015

promoted by
Dundrod & District Motorcycle Club
www.ulstergrandprix.net



ULTRA LIGHTWEIGHT
(125GP / MOTO 3)
&
LIGHTWEIGHT
(250GP / 400cc / MOTO 450)

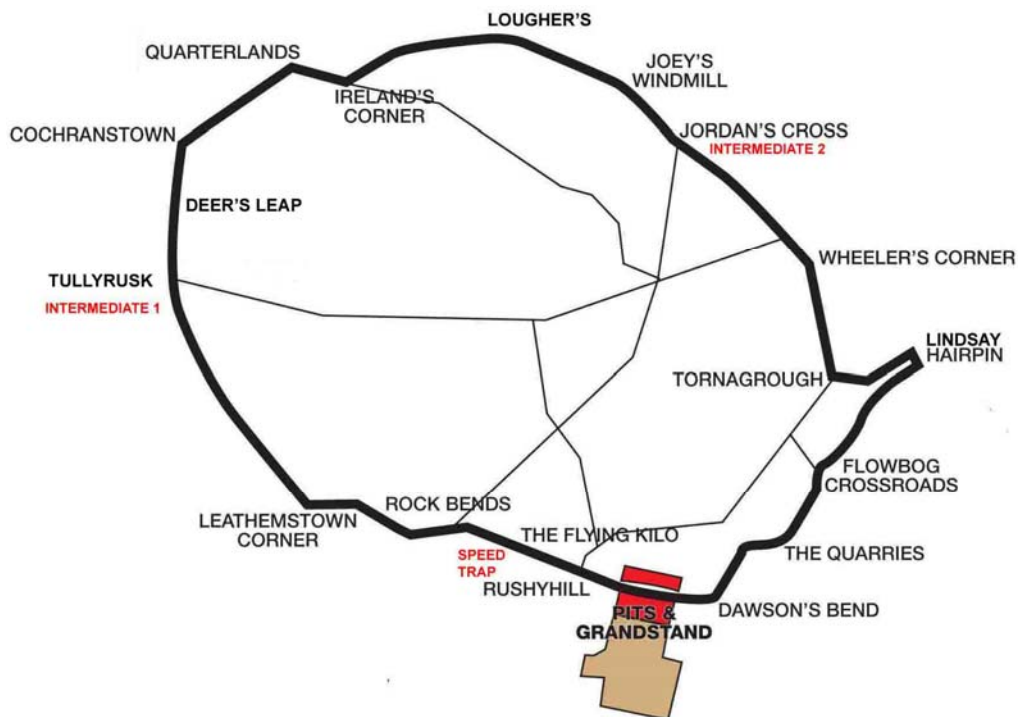
Smart flies
Aer Lingus 



LCCC
Lisburn &
Castlereagh
City Council



Dundrod Circuit 7.4011 miles



LAP RECORDS

Class	Name	Machine	m s	mph	Year
125cc	William Dunlop	Honda	3 55.017	113.370	2009
Moto 3 (250cc 4/s)	Christian Elkin	Honda	4 06.683	108.009	2013
250cc	Darran Lindsay	Honda	3 38.634	121.866	2006
400cc	Jason Griffiths	Yamaha	3 58.43	111.748	2003
Moto 450	Paul Owen	Yamaha	4 36.889	96.226	2011
Supertwin	Ivan Lintin	Kawasaki	3 44.398	118.735	2014
Supersport	Michael Dunlop	Yamaha	3 27.187	128.599	2010
Superstock	Ian Hutchinson	Honda	3 21.599	132.163	2010
Superbike	Bruce Anstey (NZ)	Suzuki	3 18.870	133.977	2010
Challenge Superbike	Peter Hickman	BMW	3 24.303	130.414	2014
National 750cc	Lee Johnston	Honda 600	3 36.269	123.198	2012

MOST WINS at the ULSTER GP

Joey Dunlop	24	1979 - 99	(125 - 2, 250 - 7, 500 - 3, Superbike - 8, F1 - 4)
Ian Lougher	18	1998 - 13	(125 - 4, 250 - 3, Supersport - 3, Superstock - 2, Superbike - 6)
Phillip McCallen	14	1991 - 96	(250 - 6, 400 - 1, Supersport - 3, Superbike - 4)
Guy Martin	11	2006 - 13	(Supersport - 4, Superbike - 7)
Bruce Anstey (NZ)	10	2003 - 14	(Supersport - 3, Prod'n 600 - 1, Superstock - 2, Superbike - 4)
Brian Reid	9	1983 - 92	(250 - 4, 350 - 2, 400 - 1, F2 - 1, Supersport - 1)
Robert Dunlop	9	1990 - 03	(125 - 7, Superbike - 2)
Ryan Farquhar	9	2002 - 12	(400 - 1, Supertwin - 4, Supersport - 2, Superstock - 2)
Stanley Woods	7	1924 - 39	(350 - 1, 500 - 4, Over 600 - 2)
Mike Hailwood	7	1959 - 67	(125 - 1, 250 - 1, 350 - 1, 500 - 4)
Giacomo Agostini (I)	7	1967 - 70	(350 - 4, 500 - 3)
Ray McCullough	7	1971 - 82	(250 - 3, 350 - 4)
Bob Jackson	7	1993 - 97	(SSP - 1, Classic 250 - 3, Classic 500 - 3)
William Dunlop	7	2007 - 13	(125 - 2, 250 - 2, Supersport - 3)
John Surtees	6	1955 - 60	(250 - 1, 350 - 3, 500 - 2)
John Williams	6	1973 - 78	(250 - 1, 350 - 1, 500 - 3, Superbike - 1)
Bill Swallow	6	1994 - 00	(Classic 350 - 3, Classic 500 - 3)
Michael Dunlop	6	2011 - 13	(Supersport - 2, Superstock - 3, Superbike - 1)

MOST WINS at the DUNDROD 150

Joey Dunlop	24	1976 - 94	(125 - 1, 250 - 5, 350 - 2, 500 - 3, Superbike - 13)
Bob Jackson	11	1981 - 98	(250 - 1, Supersport - 2, Superbike - 4, Classic - 4)
Ray McCullough	10	1965 - 82	(250 - 7, 350 - 3)

METZELER ULSTER GRAND PRIX ULTRA-LIGHTWEIGHT & LIGHTWEIGHT

First Qualifying

Wednesday, 05 August 2015



Lightweight (250GP/400/Moto 450)

Qualifying Time

5:17.990

Qualifying Speed

83.789

Pos	Class	No	Name	Machine / Sponsor	Time	Best Lap		On	Total Laps	Qualifying Laps
						Behind	Speed			
Qualifying Classification										
1	LWT	98	Paul OWEN	Honda 250 - #98 Club	4:23.867		100.975	6	6	4
2	LWT	97	Seamus ELLIOTT	Yamaha 400	4:23.894	0.027	100.965	7	7	5
3	LWT	48	Neil KERNOHAN	Honda 250 - Logan Racing	4:24.987	1.120	100.548	6	7	6
4	LWT	52	James COWTON	Yamaha 250 - Peter Berwick	4:29.974	6.107	98.691	6	6	4
5	LWT	74	Tommy HENRY	Honda 250 - Hugh O'Kane Motors	4:36.798	12.931	96.258	5	7	5
6	LWT	23	Stephen MORRISON	Kawasaki 400 - SPM Racing / Moto-Tech	4:42.229	18.362	94.405	6	7	6
7	LWT	10	Mark SHIELDS	Honda 400	4:46.941	23.074	92.855	6	6	5
8	LWT	22	Derek WILKIE	Kawasaki 400	4:50.668	26.801	91.665	5	6	5
9	LWT	78	Michal DOKOUPIL	Kawasaki 400 - R T & E Racing	4:57.817	33.950	89.464	4	4	3
10	LWT	32	Aaron BOYD	Kawasaki 400 - Team Miserable	4:59.154	35.287	89.064	5	6	5
11	LWT	42	John McALLISTER	Honda 250	5:01.000	37.133	88.518	6	6	3
12	LWT	33	Alan JOHNSTON	Kawasaki 400	5:01.029	37.162	88.510	5	5	4
13	LWT	67	Gavin BROWN	Honda 400	5:02.179	38.312	88.173	5	6	5
14	LWT	57	Yvonne MONTGOMERY	Kawasaki 400	5:05.442	41.575	87.231	6	6	3
15	LWT	71	Mark JOHNSON	Honda 400	5:06.969	43.102	86.797	6	6	4
16	LWT	83	Andy McALLISTER	Kawasaki 400 - Mac Racing	5:07.092	43.225	86.762	2	3	2
17	LWT	16	Adrian LOGUE	Kawasaki 400	5:09.517	45.650	86.082	6	6	2
18	LWT	24	Bryan HARDING	Honda 250	5:10.199	46.332	85.893	5	6	3

Non Qualifiers

LWT	19	Paul ROBINSON	Honda 250 - CB Racing	4:44.864	20.344	93.532	2	4	0
LWT	25	David MURPHY	Honda 400	4:52.215	27.695	91.179	2	2	1
LWT	11	David HOWARD (B)	Kawasaki 400 - PA	5:17.629	53.109	83.884	6	6	1
LWT	26	Roy BEATTIE	Kawasaki 400 - BSR	5:27.567	1:03.047	81.339	5	5	0
LWT	47	Davie BLACK	Yamaha 400	5:30.291	1:05.771	80.668	5	6	0
LWT	37	Stephen CARR	Kawasaki 400	5:35.434	1:10.914	79.431	4	6	0
LWT	88	Peter FLETCHER	Kawasaki 400 - Bayview Hotel	6:00.349	1:35.829	73.939	2	2	0

Ultra-Lightweight (125GP / Moto 3)

Qualifying Time

5:27.343

Qualifying Speed

81.395


Pos	Class	No	Name	Machine / Sponsor	Time	Best Lap		On	Total Laps	Qualifying Laps
						Behind	Speed			
Qualifying Classification										
1	ULW	20	Christian ELKIN	Honda 250 (Moto 3) - Team Wylie Racing	4:24.520		100.726	7	7	7
2	ULW	9	Paul JORDAN	Honda 125 - Paul Jordan Racing	4:35.576	11.056	96.685	3	4	3
3	ULW	5	Nigel MOORE	Honda 125	4:38.295	13.775	95.740	5	6	5
4	ULW	58	Connor BEHAN	Honda 125	4:39.356	14.836	95.376	5	7	6
5	ULW	19	Paul ROBINSON	Aprilia 125 - Stoneyford Concrete	4:44.851	20.331	93.536	4	4	2
6	ULW	12	Craig GIBSON	Honda 125 - Peter Simpson Construction	4:46.849	22.329	92.885	3	7	6
7	ULW	45	James KELLY	Honda 125 - James Delaney Racing	4:47.408	22.888	92.704	3	5	3
8	ULW	18	John COOKE	Honda 125	4:48.703	24.183	92.288	6	6	5
9	ULW	34	Steven LYND	Honda 125 - TL	4:49.222	24.702	92.123	6	6	5
10	ULW	14	Jack SANDS	Honda 125	4:51.775	27.255	91.317	6	7	6
11	ULW	1	Melissa KENNEDY	Honda 125 - K.N.R.	4:58.388	33.868	89.293	6	6	4
12	ULW	46	Sarah BOYES	Honda 125	5:10.454	45.934	85.823	5	6	5
13	ULW	30	Jerry COLEMAN	Honda 125	5:16.639	52.119	84.146	6	6	4

Non Qualifiers

ULW	41	Adam McLEAN	Honda 125 - Roy Hanna Motors	4:57.185	32.665	89.654	2	2	1
ULW	77	Mark GOODINGS	Honda 125 - Steady Away Racing	5:09.073	44.553	86.206	2	2	1
ULW	27	Laird SHINGLETON	Honda 125	5:29.689	1:05.169	80.815	6	6	0
ULW	15	Peter McKILLOP	Honda 125	5:32.057	1:07.537	80.239	4	4	0
ULW	2	Sam WILSON	Honda 125 - Joey's Bar MCC	6:42.855	2:18.335	66.138	2	2	0

Provisional result to be confirmed by the Stewards of the Meeting subject to completion of technical inspections & the time limit for protests

Page 1 / 1

Circuit	Dundrod	Signed	Organising Club	Dundrod & District MCC
Length(miles)	7.4011 Lap 1 (7.2763)		Qualifying Started	13:44
Weather	Rain	Chief Timekeeper		
Track	Wet	Issued At:		14:25



METZELER ULSTER GRAND PRIX

ULTRA-LIGHTWEIGHT & LIGHTWEIGHT

First Qualifying

Wednesday, 05 August 2015

DETAILED RESULT

Lightweight (250GP/400/Moto 450)



Qualifying Classification

Position

1 98 Paul OWEN

LWT Behind

Best Time **4:23.867** Best Speed **100.975** On **6** Gp

Lap	Elapsed Time	Lap Time	Lap Speed
1	5:48.957	5:48.957	75.066
2	10:21.168	4:32.211	97.880
3	14:45.939	4:24.771	100.630
4	19:14.614	4:28.675	99.168
5	29:12.076	9:57.462	44.595
6	33:35.943	4:23.867	100.975

2 97 Seamus ELLIOTT

LWT Behind **0.027**

Best Time **4:23.894** Best Speed **100.965** On **7** Gp

Lap	Elapsed Time	Lap Time	Lap Speed
1	5:43.597	5:43.597	76.237
2	10:19.152	4:35.555	96.692
3	14:51.906	4:32.754	97.685
4	19:33.923	4:42.017	94.476
5	26:27.693	6:53.770	64.393
6	30:51.981	4:24.288	100.814
7	35:15.875	4:23.894	100.965

3 48 Neil KERNOHAN

LWT Behind **1.120**

Best Time **4:24.987** Best Speed **100.548** On **6** Gp

Lap	Elapsed Time	Lap Time	Lap Speed
1	5:56.389	5:56.389	73.500
2	10:37.319	4:40.930	94.842
3	15:09.193	4:31.874	98.001
4	19:37.102	4:27.909	99.452
5	24:02.662	4:25.560	100.331
6	28:27.649	4:24.987	100.548
7	32:54.538	4:26.889	99.832

4 52 James COWTON

LWT Behind **6.107**

Best Time **4:29.974** Best Speed **98.691** On **6** Gp

Lap	Elapsed Time	Lap Time	Lap Speed
1	5:47.667	5:47.667	75.344
2	10:35.329	4:47.662	92.622
3	15:19.826	4:44.497	93.653
4	19:59.537	4:39.711	95.255
5	30:02.811	10:03.274	44.166
6	34:32.785	4:29.974	98.691

Lightweight (250GP/400/Moto 450)

Qualifying Classification

Position

5 74 Tommy HENRY

LWT Behind **12.931**

Best Time **4:36.798** Best Speed **96.258** On **5** Gp

Lap	Elapsed Time	Lap Time	Lap Speed
1	6:14.748	6:14.748	69.899
2	11:07.336	4:52.588	91.063
3	17:11.820	6:04.484	73.100
4	21:50.769	4:38.949	95.516
5	26:27.567	4:36.798	96.258
6	31:05.326	4:37.759	95.925
7	35:44.587	4:39.261	95.409

6 23 Stephen MORRISON

LWT Behind **18.362**

Best Time **4:42.229** Best Speed **94.405** On **6** Gp

Lap	Elapsed Time	Lap Time	Lap Speed
1	5:48.823	5:48.823	75.094
2	10:44.547	4:55.724	90.097
3	15:34.369	4:49.822	91.932
4	20:17.791	4:43.422	94.008
5	25:03.541	4:45.750	93.242
6	29:45.770	4:42.229	94.405
7	34:35.731	4:49.961	91.888

7 10 Mark SHIELDS

LWT Behind **23.074**

Best Time **4:46.941** Best Speed **92.855** On **6** Gp

Lap	Elapsed Time	Lap Time	Lap Speed
1	8:32.399	8:32.399	51.122
2	13:40.019	5:07.620	86.613
3	18:42.461	5:02.442	88.096
4	23:38.161	4:55.700	90.105
5	28:33.862	4:55.701	90.104
6	33:20.803	4:46.941	92.855

8 22 Derek WILKIE

LWT Behind **26.801**

Best Time **4:50.668** Best Speed **91.665** On **5** Gp

Lap	Elapsed Time	Lap Time	Lap Speed
1	7:11.432	7:11.432	60.716
2	12:16.216	5:04.784	87.419
3	17:22.534	5:06.318	86.981
4	22:17.992	4:55.458	90.179
5	27:08.660	4:50.668	91.665
6	32:00.916	4:52.256	91.167

METZELER ULSTER GRAND PRIX

ULTRA-LIGHTWEIGHT & LIGHTWEIGHT

First Qualifying

Wednesday, 05 August 2015

DETAILED RESULT

Lightweight (250GP/400/Moto 450)



Qualifying Classification

Position

9 78 Michal DOKOUPIL

LWT Behind 33.950

Best Time **4:57.817** Best Speed **89.464** On 4 Gp

Lap	Elapsed Time	Lap Time	Lap Speed
1	8:14.782	8:14.782	52.942
2	13:31.607	5:16.825	84.097
3	18:41.373	5:09.766	86.013
4	23:39.190	4:57.817	89.464

10 32 Aaron BOYD

LWT Behind 35.287

Best Time **4:59.154** Best Speed **89.064** On 5 Gp

Lap	Elapsed Time	Lap Time	Lap Speed
1	6:22.342	6:22.342	68.511
2	11:32.529	5:10.187	85.896
3	16:45.293	5:12.764	85.189
4	21:48.562	5:03.269	87.856
5	26:47.716	4:59.154	89.064
6	31:53.265	5:05.549	87.200

11 42 John McALLISTER

LWT Behind 37.133

Best Time **5:01.000** Best Speed **88.518** On 6 Gp

Lap	Elapsed Time	Lap Time	Lap Speed
1	7:15.253	7:15.253	60.183
2	12:58.610	5:43.357	77.598
3	18:26.386	5:27.776	81.287
4	23:33.465	5:07.079	86.766
5	28:43.297	5:09.832	85.995
6	33:44.297	5:01.000	88.518

12 33 Alan JOHNSTON

LWT Behind 37.162

Best Time **5:01.029** Best Speed **88.510** On 5 Gp

Lap	Elapsed Time	Lap Time	Lap Speed
1	12:48.599	12:48.599	34.081
2	18:00.442	5:11.843	85.440
3	23:04.994	5:04.552	87.486
4	28:07.729	5:02.735	88.011
5	33:08.758	5:01.029	88.510

Lightweight (250GP/400/Moto 450)

Qualifying Classification

Position

13 67 Gavin BROWN

LWT Behind 38.312

Best Time **5:02.179** Best Speed **88.173** On 5 Gp

Lap	Elapsed Time	Lap Time	Lap Speed
1	6:17.313	6:17.313	69.424
2	11:27.252	5:09.939	85.965
3	16:39.759	5:12.507	85.259
4	21:43.062	5:03.303	87.846
5	26:45.241	5:02.179	88.173
6	31:55.999	5:10.758	85.739

14 57 Yvonne MONTGOMERY

LWT Behind 41.575

Best Time **5:05.442** Best Speed **87.231** On 6 Gp

Lap	Elapsed Time	Lap Time	Lap Speed
1	6:42.655	6:42.655	65.055
2	12:10.738	5:28.083	81.211
3	17:32.719	5:21.981	82.750
4	22:45.033	5:12.314	85.311
5	27:52.896	5:07.863	86.545
6	32:58.338	5:05.442	87.231

15 71 Mark JOHNSON

LWT Behind 43.102

Best Time **5:06.969** Best Speed **86.797** On 6 Gp

Lap	Elapsed Time	Lap Time	Lap Speed
1	7:22.416	7:22.416	59.208
2	12:41.156	5:18.740	83.592
3	17:58.010	5:16.854	84.089
4	23:06.955	5:08.945	86.242
5	28:15.663	5:08.708	86.308
6	33:22.632	5:06.969	86.797

16 83 Andy McALLISTER

LWT Behind 43.225

Best Time **5:07.092** Best Speed **86.762** On 2 Gp

Lap	Elapsed Time	Lap Time	Lap Speed
1	7:03.775	7:03.775	61.813
2	12:10.867	5:07.092	86.762
3	17:26.142	5:15.275	84.510



METZELER ULSTER GRAND PRIX

ULTRA-LIGHTWEIGHT & LIGHTWEIGHT

First Qualifying

Wednesday, 05 August 2015

DETAILED RESULT

Lightweight (250GP/400/Moto 450)



Qualifying Classification

Position

17 16 Adrian LOGUE

LWT Behind 45.650

Best Time 5:09.517 Best Speed 86.082 On 6 Gp

Lap	Elapsed Time	Lap Time	Lap Speed
1	6:53.028	6:53.028	63.421
2	12:26.296	5:33.268	79.948
3	18:00.317	5:34.021	79.767
4	23:21.376	5:21.059	82.988
5	28:37.256	5:15.880	84.348
6	33:46.773	5:09.517	86.082

18 24 Bryan HARDING

LWT Behind 46.332

Best Time 5:10.199 Best Speed 85.893 On 5 Gp

Lap	Elapsed Time	Lap Time	Lap Speed
1	7:12.971	7:12.971	60.500
2	12:52.930	5:39.959	78.374
3	18:20.222	5:27.292	81.407
4	23:31.960	5:11.738	85.469
5	28:42.159	5:10.199	85.893
6	33:53.424	5:11.265	85.599

Non Qualifiers

Position

25 David MURPHY

LWT Behind 27.695

Best Time 4:52.215 Best Speed 91.179 On 2 Gp

Lap	Elapsed Time	Lap Time	Lap Speed
1	6:33.459	6:33.459	66.575
2	11:25.674	4:52.215	91.179

11 David HOWARD (B)

LWT Behind 53.109

Best Time 5:17.629 Best Speed 83.884 On 6 Gp

Lap	Elapsed Time	Lap Time	Lap Speed
1	7:23.435	7:23.435	59.072
2	13:18.066	5:54.631	75.132
3	18:52.505	5:34.439	79.668
4	24:18.321	5:25.816	81.776
5	29:42.764	5:24.443	82.122
6	35:00.393	5:17.629	83.884

Lightweight (250GP/400/Moto 450)

Non Qualifiers

Position

26 Roy BEATTIE

LWT Behind 1:03.047

Best Time 5:27.567 Best Speed 81.339 On 5 Gp

Lap	Elapsed Time	Lap Time	Lap Speed
1	6:55.034	6:55.034	63.115
2	12:39.627	5:44.593	77.320
3	18:25.456	5:45.829	77.044
4	23:56.417	5:30.961	80.505
5	29:23.984	5:27.567	81.339

47 Davie BLACK

LWT Behind 1:05.771

Best Time 5:30.291 Best Speed 80.668 On 5 Gp

Lap	Elapsed Time	Lap Time	Lap Speed
1	7:21.360	7:21.360	59.350
2	13:24.160	6:02.800	73.440
3	19:09.166	5:45.006	77.228
4	24:43.884	5:34.718	79.601
5	30:14.175	5:30.291	80.668
6	35:46.279	5:32.104	80.228

37 Stephen CARR

LWT Behind 1:10.914

Best Time 5:35.434 Best Speed 79.431 On 4 Gp

Lap	Elapsed Time	Lap Time	Lap Speed
1	7:51.534	7:51.534	55.552
2	13:44.003	5:52.469	75.592
3	19:27.093	5:43.090	77.659
4	25:02.527	5:35.434	79.431
5	30:39.409	5:36.882	79.090
6	36:16.833	5:37.424	78.963

88 Peter FLETCHER

LWT Behind 1:35.829

Best Time 6:00.349 Best Speed 73.939 On 2 Gp

Lap	Elapsed Time	Lap Time	Lap Speed
1	6:53.104	6:53.104	63.409
2	12:53.453	6:00.349	73.939



METZELER ULSTER GRAND PRIX

ULTRA-LIGHTWEIGHT & LIGHTWEIGHT

First Qualifying

Wednesday, 05 August 2015

DETAILED RESULT

Ultra-Lightweight (125GP / Moto 3)



Qualifying Classification

Position

5 19 Paul ROBINSON

LWT Behind 20.331

Best Time 4:44.851 Best Speed 93.536 On 4 Gp

Lap	Elapsed Time	Lap Time	Lap Speed
1	23:23.854	23:23.854	18.659
2	28:08.718	4:44.864	93.532

METZELER ULSTER GRAND PRIX

ULTRA-LIGHTWEIGHT & LIGHTWEIGHT

First Qualifying

Wednesday, 05 August 2015

DETAILED RESULT

Ultra-Lightweight (125GP / Moto 3)



Qualifying Classification

Position

1 20 Christian ELKIN

ULW Behind

Best Time **4:24.520** Best Speed **100.726** On **7** Gp

Lap	Elapsed Time	Lap Time	Lap Speed
1	5:24.779	5:24.779	80.654
2	9:56.131	4:31.352	98.190
3	14:23.620	4:27.489	99.608
4	18:51.979	4:28.359	99.285
5	23:23.846	4:31.867	98.004
6	27:50.244	4:26.398	100.016
7	32:14.764	4:24.520	100.726

2 9 Paul JORDAN

ULW Behind **11.056**

Best Time **4:35.576** Best Speed **96.685** On **3** Gp

Lap	Elapsed Time	Lap Time	Lap Speed
1	6:14.863	6:14.863	69.878
2	10:53.921	4:39.058	95.478
3	15:29.497	4:35.576	96.685
4	20:11.892	4:42.395	94.350

3 5 Nigel MOORE

ULW Behind **13.775**

Best Time **4:38.295** Best Speed **95.740** On **5** Gp

Lap	Elapsed Time	Lap Time	Lap Speed
1	6:25.154	6:25.154	68.011
2	11:14.836	4:49.682	91.977
3	15:56.069	4:41.233	94.740
4	20:34.656	4:38.587	95.640
5	25:12.951	4:38.295	95.740
6	29:51.728	4:38.777	95.574

4 58 Connor BEHAN

ULW Behind **14.836**

Best Time **4:39.356** Best Speed **95.376** On **5** Gp

Lap	Elapsed Time	Lap Time	Lap Speed
1	6:43.359	6:43.359	64.941
2	11:43.463	5:00.104	88.782
3	16:35.684	4:52.221	91.177
4	21:17.377	4:41.693	94.585
5	25:56.733	4:39.356	95.376
6	30:39.006	4:42.273	94.391
7	35:19.946	4:40.940	94.839

Ultra-Lightweight (125GP / Moto 3)

Qualifying Classification

Position

5 19 Paul ROBINSON

ULW Behind **20.331**

Best Time **4:44.851** Best Speed **93.536** On **4** Gp

Lap	Elapsed Time	Lap Time	Lap Speed
1	6:52.284	6:52.284	63.536
2	11:46.875	4:54.591	90.444
3	23:23.837	11:36.962	38.229
4	28:08.688	4:44.851	93.536

6 12 Craig GIBSON

ULW Behind **22.329**

Best Time **4:46.849** Best Speed **92.885** On **3** Gp

Lap	Elapsed Time	Lap Time	Lap Speed
1	5:51.397	5:51.397	74.544
2	10:45.229	4:53.832	90.678
3	15:32.078	4:46.849	92.885
4	20:22.080	4:50.002	91.875
5	25:12.679	4:50.599	91.686
6	30:02.096	4:49.417	92.061
7	34:54.273	4:52.177	91.191

7 45 James KELLY

ULW Behind **22.888**

Best Time **4:47.408** Best Speed **92.704** On **3** Gp

Lap	Elapsed Time	Lap Time	Lap Speed
1	17:01.394	17:01.394	25.646
2	21:55.907	4:54.513	90.468
3	26:43.315	4:47.408	92.704
4	31:31.264	4:47.949	92.530
5	37:21.360	5:50.096	76.105

8 18 John COOKE

ULW Behind **24.183**

Best Time **4:48.703** Best Speed **92.288** On **6** Gp

Lap	Elapsed Time	Lap Time	Lap Speed
1	7:58.656	7:58.656	54.725
2	13:03.699	5:05.043	87.345
3	18:03.204	4:59.505	88.960
4	22:58.467	4:55.263	90.238
5	27:48.029	4:49.562	92.015
6	32:36.732	4:48.703	92.288



METZELER ULSTER GRAND PRIX

ULTRA-LIGHTWEIGHT & LIGHTWEIGHT

First Qualifying

Wednesday, 05 August 2015

DETAILED RESULT

Ultra-Lightweight (125GP / Moto 3)



Qualifying Classification

Position

9 34 Steven LYND

ULW Behind 24.702

Best Time 4:49.222 Best Speed 92.123 On 6 Gp

Lap	Elapsed Time	Lap Time	Lap Speed
1	7:06.441	7:06.441	61.426
2	12:15.328	5:08.887	86.258
3	17:23.108	5:07.780	86.568
4	22:17.855	4:54.747	90.396
5	27:11.791	4:53.936	90.645
6	32:01.013	4:49.222	92.123

10 14 Jack SANDS

ULW Behind 27.255

Best Time 4:51.775 Best Speed 91.317 On 6 Gp

Lap	Elapsed Time	Lap Time	Lap Speed
1	5:50.914	5:50.914	74.647
2	10:52.564	5:01.650	88.327
3	15:47.489	4:54.925	90.341
4	20:44.159	4:56.670	89.810
5	25:36.887	4:52.728	91.020
6	30:28.662	4:51.775	91.317
7	35:40.135	5:11.473	85.542

11 1 Melissa KENNEDY

ULW Behind 33.868

Best Time 4:58.388 Best Speed 89.293 On 6 Gp

Lap	Elapsed Time	Lap Time	Lap Speed
1	6:53.179	6:53.179	63.398
2	13:11.723	6:18.544	70.385
3	18:20.493	5:08.770	86.291
4	23:21.326	5:00.833	88.567
5	28:20.553	4:59.227	89.043
6	33:18.941	4:58.388	89.293

12 46 Sarah BOYES

ULW Behind 45.934

Best Time 5:10.454 Best Speed 85.823 On 5 Gp

Lap	Elapsed Time	Lap Time	Lap Speed
1	6:52.776	6:52.776	63.460
2	12:13.298	5:20.522	83.127
3	17:32.992	5:19.694	83.342
4	22:47.412	5:14.420	84.740
5	27:57.866	5:10.454	85.823
6	33:10.884	5:13.018	85.120

Ultra-Lightweight (125GP / Moto 3)

Qualifying Classification

Position

13 30 Jerry COLEMAN

ULW Behind 52.119

Best Time 5:16.639 Best Speed 84.146 On 6 Gp

Lap	Elapsed Time	Lap Time	Lap Speed
1	9:45.634	9:45.634	44.729
2	15:24.916	5:39.282	78.530
3	20:48.759	5:23.843	82.274
4	26:11.776	5:23.017	82.485
5	31:35.296	5:23.520	82.356
6	36:51.935	5:16.639	84.146

Non Qualifiers

Position

41 Adam McLEAN

ULW Behind 32.665

Best Time 4:57.185 Best Speed 89.654 On 2 Gp

Lap	Elapsed Time	Lap Time	Lap Speed
1	5:46.842	5:46.842	75.523
2	10:44.027	4:57.185	89.654

77 Mark GOODINGS

ULW Behind 44.553

Best Time 5:09.073 Best Speed 86.206 On 2 Gp

Lap	Elapsed Time	Lap Time	Lap Speed
1	6:23.514	6:23.514	68.302
2	11:32.587	5:09.073	86.206

27 Laird SHINGLETON

ULW Behind 1:05.169

Best Time 5:29.689 Best Speed 80.815 On 6 Gp

Lap	Elapsed Time	Lap Time	Lap Speed
1	6:42.361	6:42.361	65.102
2	12:40.320	5:57.959	74.433
3	20:17.655	7:37.335	58.259
4	25:49.014	5:31.359	80.408
5	31:21.576	5:32.562	80.117
6	36:51.265	5:29.689	80.815



METZELER ULSTER GRAND PRIX

ULTRA-LIGHTWEIGHT & LIGHTWEIGHT

First Qualifying

Wednesday, 05 August 2015

DETAILED RESULT

Ultra-Lightweight (125GP / Moto 3)



Non Qualifiers

Position

15 Peter McKILLOP

ULW Behind 1:07.537

Best Time 5:32.057 Best Speed 80.239 On 4 Gp

Lap	Elapsed Time	Lap Time	Lap Speed
1	7:10.462	7:10.462	60.852
2	12:57.890	5:47.428	76.689
3	18:37.319	5:39.429	78.496
4	24:09.376	5:32.057	80.239

2 Sam WILSON

ULW Behind 2:18.335

Best Time 6:42.855 Best Speed 66.138 On 2 Gp

Lap	Elapsed Time	Lap Time	Lap Speed
1	7:18.846	7:18.846	59.690
2	14:01.701	6:42.855	66.138

METZELER ULSTER GRAND PRIX
ULTRA-LIGHTWEIGHT & LIGHTWEIGHT
Second Qualifying
Thursday, 06 August 2015



Lightweight (250GP/400/Moto 450)

Qualifying Time

4:41.665

Qualifying Speed

94.594

Pos	Class	No	Name	Machine / Sponsor	Time	Best Lap Behind	Speed	On	Total Laps	Qualifying Laps
Qualifying Classification										
1	LWT	2	Sam WILSON	Honda 250 - Joey's Bar MCC	3:51.077		115.303	6	7	4
2	LWT	48	Neil KERNOHAN	Honda 250 - Logan Racing	3:56.690	5.613	112.569	3	7	5
3	LWT	19	Paul ROBINSON	Honda 250 - CB Racing	4:00.143	9.066	110.950	4	5	4
4	LWT	98	Paul OWEN	Honda 250 - #98 Club	4:01.174	10.097	110.476	7	9	6
5	LWT	78	Michal DOKOUPIL	Yamaha/Kawasaki 400 - R T & E Racing	4:03.176	12.099	109.567	8	8	6
6	LWT	97	Seamus ELLIOTT	Yamaha 400	4:04.233	13.156	109.092	3	4	2
7	LWT	49	Callum LAIDLAW	Kawasaki 400	4:11.574	20.497	105.909	8	8	4
8	LWT	23	Stephen MORRISON	Kawasaki 400 - SPM Racing / Moto-Tech	4:16.557	25.480	103.852	6	9	6
9	LWT	24	Bryan HARDING	Honda 250	4:17.089	26.012	103.637	6	8	5
10	LWT	83	Andy McALLISTER	Kawasaki 400 - Mac Racing	4:17.281	26.204	103.560	9	9	6
11	LWT	22	Derek WILKIE	Kawasaki 400	4:22.326	31.249	101.568	8	9	6
12	LWT	42	John McALLISTER	Honda 250	4:24.614	33.537	100.690	6	7	4
13	LWT	10	Mark SHIELDS	Honda 400	4:25.737	34.660	100.264	6	8	6
14	LWT	88	Peter FLETCHER	Kawasaki 400 - Bayview Hotel	4:29.399	38.322	98.901	8	8	5
15	LWT	25	David MURPHY	Honda 400	4:29.822	38.745	98.746	8	8	4
16	LWT	32	Aaron BOYD	Kawasaki 400 - Team Miserable	4:29.963	38.886	98.695	6	7	5
17	LWT	33	Alan JOHNSTON	Kawasaki 400	4:34.177	43.100	97.178	5	6	2
18	LWT	57	Yvonne MONTGOMERY	Kawasaki 400	4:34.825	43.748	96.949	7	7	5
19	LWT	47	Davie BLACK	Yamaha 400	4:35.231	44.154	96.806	7	7	3
20	LWT	67	Gavin BROWN	Honda 400	4:35.696	44.619	96.643	3	6	3
21	LWT	16	Adrian LOGUE	Kawasaki 400	4:37.465	46.388	96.026	6	7	2

Non Qualifiers

LWT	11	David HOWARD (B)	Kawasaki 400 - PA	4:42.273	42.130	94.391	7	7	0
LWT	71	Mark JOHNSON	Honda 400	4:44.318	44.175	93.712	7	7	0
LWT	37	Stephen CARR	Kawasaki 400	4:48.309	48.166	92.415	2	6	0
LWT	26	Roy BEATTIE	Kawasaki 400 - BSR	4:54.771	54.628	90.389	2	5	0
LWT	35	Darren DUNCAN	Kawasaki 400	5:04.466	1:04.323	87.510	2	5	0

Ultra-Lightweight (125GP / Moto 3)

Qualifying Time

4:58.255

Qualifying Speed

89.333


Pos	Class	No	Name	Machine / Sponsor	Time	Best Lap Behind	Speed	On	Total Laps	Qualifying Laps
Qualifying Classification										
1	ULW	20	Christian ELKIN	Honda 250 (Moto 3) - Team Wylie Racing	4:07.390	7.247	107.700	7	9	7
2	ULW	41	Adam McLEAN	Honda 125 - Roy Hanna Motors	4:09.933	9.790	106.604	7	7	4
3	ULW	9	Paul JORDAN	Honda 125 - Paul Jordan Racing	4:10.868	10.725	106.207	3	4	2
4	ULW	58	Connor BEHAN	Honda 125	4:15.281	15.138	104.371	7	9	6
5	ULW	19	Paul ROBINSON	Honda 125 - Stoneyford Concrete	4:19.455	19.312	102.692	3	5	2
6	ULW	18	John COOKE	Honda 125	4:24.965	24.822	100.557	7	8	5
7	ULW	45	James KELLY	Honda 125 - James Delaney Racing	4:26.402	26.259	100.014	5	6	3
8	ULW	12	Craig GIBSON	Honda 125 - Peter Simpson Construction	4:31.053	30.910	98.298	2	4	2
9	ULW	14	Jack SANDS	Honda 125	4:36.993	36.850	96.190	7	7	4
10	ULW	21	Lorenzo TIVERON	Honda 125	4:40.203	40.060	95.088	2	6	4
11	ULW	46	Sarah BOYES	Honda 125	4:45.281	45.138	93.395	5	7	4
12	ULW	1	Melissa KENNEDY	Honda 125 - K.N.R.	4:48.859	48.716	92.239	6	6	3
13	ULW	15	Peter McKILLOP	Honda 125	4:50.580	50.437	91.692	5	7	4

Non Qualifiers

ULW	5	Nigel MOORE	Honda 125	4:18.173	18.030	103.202	2	2	1
ULW	34	Steven LYND	Honda 125 - TL	4:40.425	40.282	95.013	2	2	1
ULW	36	Chris McGAHAN	Honda 125 - Hales	4:42.772	42.629	94.224	2	2	1
ULW	30	Jerry COLEMAN	Honda 125	5:04.558	1:04.415	87.484	2	2	0
ULW	27	Laird SHINGLETON	Honda 125	5:04.934	1:04.791	87.376	2	2	0
ULW	77	Mark GOODINGS	Honda 125 - Steady Away Racing	6:18.920	2:18.777	70.316	1	1	0

Provisional result to be confirmed by the Stewards of the Meeting subject to completion of technical inspections & the time limit for protests

Page 1 / 1

Circuit	Dundrod	Signed	Organising Club	Dundrod & District MCC
Length(miles)	7.4011 Lap 1 (7.2763)	 Chief Timekeeper	Qualifying Started	13:31
Weather	Cloudy		Issued At:	15:04
Track	Dry			



METZELER ULSTER GRAND PRIX

ULTRA-LIGHTWEIGHT & LIGHTWEIGHT

Second Qualifying

Thursday, 06 August 2015

DETAILED SECTOR ANALYSIS



Qualifying Classification

Position

1 2 Sam WILSON

LWT Behind

Best Time **3:51.077** Best Speed **115.303** On **6** Gp

Lap	Lap Time	Lap Speed	Sector 1	Sector 2	Sector 3	Speed Trap
1	5:12.709	83.767		1:27.348	1:33.403	117.3
2	3:57.591	112.142	1:03.020	1:21.424	1:33.147	151.6
3	7:20.265	60.518		1:22.049	2:08.553	139.7
4	34:15.271	12.964		1:28.205	1:34.549	138.8
5	3:53.807	113.957	1:02.518	1:20.730	1:30.559	152.0
6	3:51.077	115.303	1:02.697	1:19.578	1:28.802	150.0
7	3:59.637	111.185	1:01.847	1:19.533	1:38.257	152.0
<i>Ideal</i>	<i>3:50.182</i>	<i>115.752</i>	<i>1:01.847</i>	<i>1:19.533</i>	<i>1:28.802</i>	<i>152.0</i>

2 48 Neil KERNOHAN

LWT Behind **5.613**

Best Time **3:56.690** Best Speed **112.569** On **3** Gp

Lap	Lap Time	Lap Speed	Sector 1	Sector 2	Sector 3	Speed Trap
1	4:36.551	94.719		1:23.376	1:32.386	131.5
2	3:57.483	112.193	1:04.396	1:22.001	1:31.086	143.0
3	3:56.690	112.569	1:05.141	1:21.493	1:30.056	142.3
4	17:13.563	25.779	1:04.369	1:21.078	14:48.116	138.8
5	22:32.394	19.701		1:27.052	1:31.802	132.8
6	3:57.212	112.321	1:04.591	1:21.270	1:31.351	143.0
7	4:02.941	109.673	1:05.961	1:24.213	1:32.767	142.0
<i>Ideal</i>	<i>3:55.503</i>	<i>113.136</i>	<i>1:04.369</i>	<i>1:21.078</i>	<i>1:30.056</i>	<i>143.0</i>

4 98 Paul OWEN

LWT Behind **10.097**

Best Time **4:01.174** Best Speed **110.476** On **7** Gp

Lap	Lap Time	Lap Speed	Sector 1	Sector 2	Sector 3	Speed Trap
1	5:58.463	73.075		1:37.747	1:39.990	81.2
2	4:06.620	108.036	1:06.890	1:24.193	1:35.537	143.0
3	4:04.481	108.982	1:06.086	1:24.988	1:33.407	147.3
4	15:24.890	28.808	1:08.000	2:21.508	11:55.382	145.1
5	20:28.230	21.693	17:27.385	1:26.989	1:33.856	99.2
6	4:01.636	110.265	1:05.232	1:23.901	1:32.503	147.0
7	4:01.174	110.476	1:05.030	1:23.853	1:32.291	145.1
8	4:01.322	110.408	1:04.945	1:23.746	1:32.631	145.7
9	4:02.854	109.712	1:05.074	1:25.126	1:32.654	145.7
<i>Ideal</i>	<i>4:00.982</i>	<i>110.564</i>	<i>1:04.945</i>	<i>1:23.746</i>	<i>1:32.291</i>	<i>147.3</i>

Qualifying Classification

Position

5 78 Michal DOKOUPIL

LWT Behind **12.099**

Best Time **4:03.176** Best Speed **109.567** On **8** Gp

Lap	Lap Time	Lap Speed	Sector 1	Sector 2	Sector 3	Speed Trap
1	5:12.655	83.781		1:32.996	1:36.679	107.2
2	4:09.704	106.702	1:06.641	1:27.268	1:35.795	142.3
3	4:11.511	105.936	1:07.259	1:25.994	1:38.258	139.4
4	36:58.559	12.010	33:47.481	1:34.302	1:36.776	132.3
5	4:07.167	107.797	1:06.156	1:26.315	1:34.696	141.5
6	4:05.171	108.675	1:06.090	1:24.981	1:34.100	142.6
7	4:05.494	108.532	1:07.544	1:24.649	1:33.301	139.4
8	4:03.176	109.567	1:05.996	1:23.670	1:33.510	139.4
<i>Ideal</i>	<i>4:02.967</i>	<i>109.661</i>	<i>1:05.996</i>	<i>1:23.670</i>	<i>1:33.301</i>	<i>142.6</i>

6 97 Seamus ELLIOTT

LWT Behind **13.156**

Best Time **4:04.233** Best Speed **109.092** On **3** Gp

Lap	Lap Time	Lap Speed	Sector 1	Sector 2	Sector 3	Speed Trap
1	5:41.981	76.597		1:29.757	1:36.037	126.1
2	4:08.530	107.206	1:07.272	1:26.240	1:35.018	140.6
3	4:04.233	109.092	1:06.639	1:25.179	1:32.415	141.7
4	15:46.876	28.139	1:07.703	2:02.616	12:36.557	137.7
<i>Ideal</i>	<i>4:04.233</i>	<i>109.092</i>	<i>1:06.639</i>	<i>1:25.179</i>	<i>1:32.415</i>	<i>141.7</i>

1 20 Christian ELKIN

ULW Behind **7.247**

Best Time **4:07.390** Best Speed **107.700** On **7** Gp

Lap	Lap Time	Lap Speed	Sector 1	Sector 2	Sector 3	Speed Trap
1	4:56.061	88.477		1:28.523	1:34.916	114.9
2	4:08.931	107.034	1:08.375	1:25.944	1:34.612	132.5
3	4:07.715	107.559	1:08.155	1:25.690	1:33.870	131.8
4	16:29.909	26.916	1:08.017	1:49.403	13:32.489	130.5
5	20:34.605	21.581		1:37.361	1:36.831	103.4
6	4:09.894	106.621	1:08.348	1:26.187	1:35.359	131.2
7	4:07.390	107.700	1:08.228	1:25.918	1:33.244	128.7
8	4:07.630	107.596	1:08.271	1:25.397	1:33.962	131.0
9	4:08.079	107.401	1:08.188	1:25.978	1:33.913	130.2
<i>Ideal</i>	<i>4:06.658</i>	<i>108.020</i>	<i>1:08.017</i>	<i>1:25.397</i>	<i>1:33.244</i>	<i>132.5</i>



METZELER ULSTER GRAND PRIX

ULTRA-LIGHTWEIGHT & LIGHTWEIGHT

Second Qualifying

Thursday, 06 August 2015

DETAILED SECTOR ANALYSIS



Qualifying Classification

Position

2 41 Adam McLEAN

ULW Behind 9.790

Best Time 4:09.933 Best Speed 106.604 On 7 Gp

Lap	Lap Time	Lap Speed	Sector 1	Sector 2	Sector 3	Speed Trap
1	5:20.590	81.708		1:44.870	1:40.554	110.9
2	4:19.985	102.483	1:09.809	1:31.602	1:38.574	131.8
3	4:16.061	104.053	1:09.148	1:29.479	1:37.434	130.7
4	15:41.467	28.300	1:10.037	1:54.666	12:36.764	129.5
5	20:33.998	21.592	17:24.467	1:31.472	1:38.059	99.6
6	4:14.962	104.502	1:09.170	1:29.684	1:36.108	130.2
7	4:09.933	106.604	1:08.750	1:26.753	1:34.430	127.0
<i>Ideal</i>	4:09.933	106.604	1:08.750	1:26.753	1:34.430	131.8

3 9 Paul JORDAN

ULW Behind 10.725

Best Time 4:10.868 Best Speed 106.207 On 3 Gp

Lap	Lap Time	Lap Speed	Sector 1	Sector 2	Sector 3	Speed Trap
1	6:14.460	69.953		2:01.144	2:02.910	86.4
2	4:17.844	103.334	1:11.101	1:29.949	1:36.794	131.2
3	4:10.868	106.207	1:08.041	1:26.387	1:36.440	133.6
4	14:55.866	29.741	1:35.148	2:08.496	11:12.222	106.0
<i>Ideal</i>	4:10.868	106.207	1:08.041	1:26.387	1:36.440	133.6

7 49 Callum LAIDLAW

LWT Behind 20.497

Best Time 4:11.574 Best Speed 105.909 On 8 Gp

Lap	Lap Time	Lap Speed	Sector 1	Sector 2	Sector 3	Speed Trap
1	5:40.456	76.940		1:33.738	1:44.590	122.6
2	5:54.585	75.141	2:43.248	1:29.974	1:41.363	126.8
3	4:56.356	89.905	1:10.218	1:34.302	2:11.836	136.6
4	34:01.886	13.049	30:45.030	1:37.678	1:39.178	126.8
5	4:14.553	104.670	1:09.114	1:28.270	1:37.169	136.9
6	4:13.870	104.951	1:08.572	1:28.723	1:36.575	137.7
7	4:13.354	105.165	1:08.191	1:28.154	1:37.009	134.9
8	4:11.574	105.909	1:07.975	1:27.543	1:36.056	138.0
<i>Ideal</i>	4:11.574	105.909	1:07.975	1:27.543	1:36.056	138.0

Qualifying Classification

Position

4 58 Connor BEHAN

ULW Behind 15.138

Best Time 4:15.281 Best Speed 104.371 On 7 Gp

Lap	Lap Time	Lap Speed	Sector 1	Sector 2	Sector 3	Speed Trap
1	5:17.197	82.582		1:35.524	1:41.008	113.0
2	4:22.808	101.382	1:12.399	1:32.018	1:38.391	127.0
3	4:16.656	103.812	1:10.120	1:28.374	1:38.162	127.5
4	15:41.111	28.311	1:09.186	1:55.173	12:36.752	129.2
5	21:20.225	20.812		1:35.027	1:39.537	113.9
6	4:18.723	102.983	1:10.809	1:29.528	1:38.386	127.5
7	4:15.281	104.371	1:10.011	1:28.013	1:37.257	125.9
8	4:18.399	103.112	1:11.574	1:29.154	1:37.671	121.1
9	4:15.784	104.166	1:11.135	1:27.837	1:36.812	122.4
<i>Ideal</i>	4:13.835	104.966	1:09.186	1:27.837	1:36.812	129.2

8 23 Stephen MORRISON

LWT Behind 25.480

Best Time 4:16.557 Best Speed 103.852 On 6 Gp

Lap	Lap Time	Lap Speed	Sector 1	Sector 2	Sector 3	Speed Trap
1	5:27.723	79.929		1:40.653	1:47.461	109.8
2	4:24.044	100.907	1:12.322	1:31.925	1:39.797	131.8
3	4:21.343	101.950	1:10.388	1:30.542	1:40.413	134.1
4	15:22.894	28.870	1:31.958	2:45.928	11:05.008	132.0
5	21:08.836	20.999	17:44.827	1:40.767	1:43.242	124.5
6	4:16.557	103.852	1:09.169	1:29.506	1:37.882	133.3
7	4:17.042	103.656	1:10.136	1:29.298	1:37.608	131.0
8	4:19.814	102.550	1:11.061	1:30.247	1:38.506	127.8
9	4:32.030	97.945	1:13.134	1:35.090	1:43.806	121.1
<i>Ideal</i>	4:16.075	104.047	1:09.169	1:29.298	1:37.608	134.1

9 24 Bryan HARDING

LWT Behind 26.012

Best Time 4:17.089 Best Speed 103.637 On 6 Gp

Lap	Lap Time	Lap Speed	Sector 1	Sector 2	Sector 3	Speed Trap
1	6:25.222	67.999		1:42.474	1:49.220	89.9
2	4:28.559	99.211	1:11.819	1:31.238	1:45.502	120.9
3	4:50.862	91.603	1:14.173	1:32.922	2:03.767	117.7
4	35:40.986	12.445		1:42.656	1:46.718	86.8
5	4:19.938	102.501	1:10.364	1:28.319	1:41.255	134.1
6	4:17.089	103.637	1:09.177	1:28.067	1:39.845	131.0
7	4:17.337	103.537	1:09.005	1:28.218	1:40.114	132.0
8	4:17.587	103.437	1:09.524	1:28.913	1:39.150	132.5
<i>Ideal</i>	4:16.222	103.988	1:09.005	1:28.067	1:39.150	134.1



METZELER ULSTER GRAND PRIX

ULTRA-LIGHTWEIGHT & LIGHTWEIGHT

Second Qualifying

Thursday, 06 August 2015

DETAILED SECTOR ANALYSIS



Qualifying Classification

Position

10 83 Andy McALLISTER

LWT Behind 26.204

Best Time 4:17.281 Best Speed 103.560 On 9 Gp

Lap	Lap Time	Lap Speed	Sector 1	Sector 2	Sector 3	Speed Trap
1	5:17.621	82.471	1:33.437	1:41.686	108.1	
2	4:25.577	100.325	1:11.338	1:32.828	1:41.411	132.8
3	4:18.241	103.175	1:09.752	1:28.546	1:39.943	133.3
4	15:44.904	28.198	1:14.814	2:24.876	12:05.214	130.5
5	21:50.235	20.335	18:34.294	1:33.260	1:42.681	83.3
6	4:22.570	101.474	1:10.535	1:30.950	1:41.085	138.0
7	4:18.380	103.119	1:10.614	1:28.555	1:39.211	135.5
8	4:18.051	103.251	1:10.081	1:28.333	1:39.637	135.5
9	4:17.281	103.560	1:09.639	1:28.483	1:39.159	136.9
<i>Ideal</i>	4:17.131	103.620	1:09.639	1:28.333	1:39.159	138.0

5 19 Paul ROBINSON

LWT Behind 19.312

Best Time 4:19.455 Best Speed 102.692 On 3 Gp

Lap	Lap Time	Lap Speed	Sector 1	Sector 2	Sector 3	Speed Trap
1	50:54.407	8.576	1:34.541	1:41.256	121.8	
1	5:48.601	75.142	1:35.748	1:44.064	111.8	
2	4:20.971	102.095	1:10.692	1:30.620	1:39.659	126.1
2	4:04.809	108.836	1:05.329	1:25.793	1:33.687	145.1
3	4:19.455	102.692	1:10.769	1:31.271	1:37.415	127.0
3	4:00.812	110.642	1:04.715	1:23.369	1:32.728	144.5
4	4:00.143	110.950	1:05.067	1:23.596	1:31.480	143.3
4	15:09.752	29.287	1:19.172	2:33.547	11:17.033	124.9
5	4:25.074	100.515	1:06.436	1:33.845	1:44.793	143.6
<i>Ideal</i>	3:59.564	111.219	1:04.715	1:23.369	1:31.480	145.1

11 22 Derek WILKIE

LWT Behind 31.249

Best Time 4:22.326 Best Speed 101.568 On 8 Gp

Lap	Lap Time	Lap Speed	Sector 1	Sector 2	Sector 3	Speed Trap
1	5:41.898	76.615	1:36.648	1:46.745	103.1	
2	4:31.263	98.222	1:11.391	1:35.998	1:43.874	130.0
3	4:26.767	99.877	1:10.227	1:32.071	1:44.469	130.5
4	15:01.847	29.544	1:33.772	2:19.572	11:08.503	133.1
5	21:04.084	21.078	17:38.636	1:40.838	1:44.610	116.9
6	4:23.121	101.261	1:08.757	1:31.267	1:43.097	135.7
7	4:25.771	100.252	1:10.331	1:33.197	1:42.243	134.1
8	4:22.326	101.568	1:09.650	1:30.465	1:42.211	134.1
9	4:25.686	100.284	1:10.455	1:31.864	1:43.367	132.3
<i>Ideal</i>	4:21.433	101.915	1:08.757	1:30.465	1:42.211	135.7

Qualifying Classification

Position

12 42 John McALLISTER

LWT Behind 33.537

Best Time 4:24.614 Best Speed 100.690 On 6 Gp

Lap	Lap Time	Lap Speed	Sector 1	Sector 2	Sector 3	Speed Trap
1	5:07.600	85.158	1:33.414	1:42.985	114.9	
2	4:25.828	100.230	1:10.806	1:31.253	1:43.769	132.5
3	4:27.340	99.663	1:11.734	1:31.811	1:43.795	136.9
4	15:38.552	28.388	1:11.150	2:24.378	12:03.024	134.4
5	21:06.140	21.043	17:36.639	1:41.675	1:47.826	101.6
6	4:24.614	100.690	1:10.917	1:30.879	1:42.818	133.9
7	4:25.440	100.377	1:09.960	1:32.644	1:42.836	137.4
<i>Ideal</i>	4:23.657	101.055	1:09.960	1:30.879	1:42.818	137.4

6 18 John COOKE

ULW Behind 24.822

Best Time 4:24.965 Best Speed 100.557 On 7 Gp

Lap	Lap Time	Lap Speed	Sector 1	Sector 2	Sector 3	Speed Trap
1	8:30.405	51.321	1:40.655	1:47.884	112.2	
2	4:34.929	96.912	1:14.077	1:36.194	1:44.658	123.1
3	16:29.968	26.914	1:14.518	1:53.934	13:21.516	121.8
4	20:55.091	21.229	17:30.018	1:38.154	1:46.919	95.4
5	4:30.775	98.399	1:13.301	1:34.157	1:43.317	124.9
6	4:31.729	98.053	1:13.391	1:34.901	1:43.437	128.7
7	4:24.965	100.557	1:12.233	1:31.476	1:41.256	124.9
8	4:25.119	100.498	1:12.546	1:31.194	1:41.379	125.9
<i>Ideal</i>	4:24.683	100.664	1:12.233	1:31.194	1:41.256	128.7

13 10 Mark SHIELDS

LWT Behind 34.660

Best Time 4:25.737 Best Speed 100.264 On 6 Gp

Lap	Lap Time	Lap Speed	Sector 1	Sector 2	Sector 3	Speed Trap
1	5:56.230	73.533	1:42.004	1:50.939	110.0	
2	4:30.841	98.375	1:14.202	1:33.655	1:42.984	132.3
3	4:29.299	98.938	1:12.626	1:33.951	1:42.722	133.3
4	36:06.458	12.298	1:43.370	1:44.640	105.4	
5	4:26.823	99.856	1:10.981	1:33.387	1:42.455	133.3
6	4:25.737	100.264	1:12.378	1:32.055	1:41.304	132.0
7	4:26.002	100.165	1:11.973	1:32.340	1:41.689	130.7
8	4:27.063	99.767	1:11.371	1:32.554	1:43.138	133.3
<i>Ideal</i>	4:24.340	100.794	1:10.981	1:32.055	1:41.304	133.3



METZELER ULSTER GRAND PRIX

ULTRA-LIGHTWEIGHT & LIGHTWEIGHT

Second Qualifying

Thursday, 06 August 2015

DETAILED SECTOR ANALYSIS



Qualifying Classification

Position

7

45 James KELLY

ULW Behind **26.259**

Best Time **4:26.402** Best Speed **100.014** On **5** Gp

Lap	Lap Time	Lap Speed	Sector 1	Sector 2	Sector 3	Speed Trap
1	9:33.805	45.651				0.0
2	4:28.578	99.204				0.0
3	38:24.034	11.564				0.0
4	4:24.903	100.580				0.0
5	4:26.402	100.014				0.0
6	5:13.749	84.921				0.0
<i>Ideal</i>	<i>0.000</i>	<i>0.000</i>				<i>0.0</i>

14

88 Peter FLETCHER

LWT Behind **38.322**

Best Time **4:29.399** Best Speed **98.901** On **8** Gp

Lap	Lap Time	Lap Speed	Sector 1	Sector 2	Sector 3	Speed Trap
1	5:34.974	78.199		1:36.397	1:44.133	102.8
2	4:30.266	98.584	1:10.541	1:33.969	1:45.756	130.5
3	4:30.844	98.374	1:11.031	1:35.428	1:44.385	131.5
4	15:08.446	29.329	1:25.733	2:20.572	11:22.141	129.0
5	21:00.587	21.136		1:44.219	1:48.360	101.2
6	4:32.206	97.882	1:12.311	1:35.289	1:44.606	128.2
7	4:30.293	98.574	1:10.765	1:35.741	1:43.787	135.5
8	4:29.399	98.901	1:11.189	1:34.696	1:43.514	126.3
<i>Ideal</i>	<i>4:28.024</i>	<i>99.409</i>	<i>1:10.541</i>	<i>1:33.969</i>	<i>1:43.514</i>	<i>135.5</i>

15

25 David MURPHY

LWT Behind **38.745**

Best Time **4:29.822** Best Speed **98.746** On **8** Gp

Lap	Lap Time	Lap Speed	Sector 1	Sector 2	Sector 3	Speed Trap
1	6:10.318	70.736		1:38.017	1:48.453	114.1
2	4:42.798	94.216	1:16.087	1:38.952	1:47.759	124.5
3	4:58.759	89.182	1:16.707	1:37.622	2:04.430	127.3
4	35:03.153	12.669	31:31.721	1:44.333	1:47.099	115.9
5	4:36.142	96.486	1:14.764	1:35.303	1:46.075	126.6
6	4:33.438	97.441	1:14.472	1:34.819	1:44.147	124.5
7	4:32.122	97.912	1:14.089	1:34.120	1:43.913	124.7
8	4:29.822	98.746	1:13.149	1:33.407	1:43.266	126.1
<i>Ideal</i>	<i>4:29.822</i>	<i>98.746</i>	<i>1:13.149</i>	<i>1:33.407</i>	<i>1:43.266</i>	<i>127.3</i>

Qualifying Classification

Position

16

32 Aaron BOYD

LWT Behind **38.886**

Best Time **4:29.963** Best Speed **98.695** On **6** Gp

Lap	Lap Time	Lap Speed	Sector 1	Sector 2	Sector 3	Speed Trap
1	5:40.064	77.029		1:41.184	1:48.960	106.7
2	4:35.961	96.550	1:12.884	1:36.664	1:46.413	120.7
3	4:36.138	96.488	1:13.735	1:36.760	1:45.643	124.7
4	35:55.009	12.364	32:27.944	1:40.503	1:46.562	103.9
5	4:31.863	98.005	1:11.743	1:35.680	1:44.440	125.2
6	4:29.963	98.695	1:11.587	1:35.090	1:43.286	123.5
7	4:30.733	98.414	1:12.760	1:34.303	1:43.670	117.9
<i>Ideal</i>	<i>4:29.176</i>	<i>98.983</i>	<i>1:11.587</i>	<i>1:34.303</i>	<i>1:43.286</i>	<i>125.2</i>

8

12 Craig GIBSON

ULW Behind **30.910**

Best Time **4:31.053** Best Speed **98.298** On **2** Gp

Lap	Lap Time	Lap Speed	Sector 1	Sector 2	Sector 3	Speed Trap
1	5:11.392	84.121		1:36.505	1:46.017	116.1
2	4:31.053	98.298	1:13.236	1:34.643	1:43.174	128.2
3	4:31.575	98.109	1:12.784	1:35.231	1:43.560	126.6
4	15:25.983	28.774	1:24.965	2:48.865	11:12.153	126.6
<i>Ideal</i>	<i>4:30.601</i>	<i>98.462</i>	<i>1:12.784</i>	<i>1:34.643</i>	<i>1:43.174</i>	<i>128.2</i>

17

33 Alan JOHNSTON

LWT Behind **43.100**

Best Time **4:34.177** Best Speed **97.178** On **5** Gp

Lap	Lap Time	Lap Speed	Sector 1	Sector 2	Sector 3	Speed Trap
1	5:58.921	72.982		1:43.802	1:52.257	95.2
2	4:43.662	93.929	1:16.559	1:40.249	1:46.854	118.5
3	5:08.359	86.406				0.0
4	36:32.671	12.151		1:44.284	1:45.264	108.1
5	4:34.177	97.178	1:15.190	1:34.661	1:44.326	127.5
6	4:36.258	96.446	1:14.840	1:38.101	1:43.317	126.8
<i>Ideal</i>	<i>4:32.818</i>	<i>97.662</i>	<i>1:14.840</i>	<i>1:34.661</i>	<i>1:43.317</i>	<i>127.5</i>



METZELER ULSTER GRAND PRIX

ULTRA-LIGHTWEIGHT & LIGHTWEIGHT

Second Qualifying

Thursday, 06 August 2015

DETAILED SECTOR ANALYSIS



Qualifying Classification

Position

18 57 Yvonne MONTGOMERY

LWT Behind 43.748

Best Time 4:34.825 Best Speed 96.949 On 7 Gp

Lap	Lap Time	Lap Speed	Sector 1	Sector 2	Sector 3	Speed Trap
1	5:28.158	79.823		1:38.768	1:49.192	111.8
2	4:41.489	94.654	1:13.942	1:39.609	1:47.938	127.3
3	4:41.405	94.682	1:14.690	1:38.412	1:48.303	130.7
4	36:35.924	12.133		1:40.050	1:47.859	115.7
5	4:39.226	95.421	1:14.088	1:37.627	1:47.511	127.5
6	4:40.989	94.822	1:14.148	1:38.548	1:48.293	130.5
7	4:34.825	96.949	1:13.738	1:34.982	1:46.105	125.2
Ideal	4:34.825	96.949	1:13.738	1:34.982	1:46.105	130.7

Qualifying Classification

Position

9 14 Jack SANDS

ULW Behind 36.850

Best Time 4:36.993 Best Speed 96.190 On 7 Gp

Lap	Lap Time	Lap Speed	Sector 1	Sector 2	Sector 3	Speed Trap
1	5:17.614	82.473		1:40.060	1:47.999	105.7
2	4:40.078	95.130	1:16.329	1:37.142	1:46.607	121.5
3	4:41.363	94.696	1:16.911	1:36.736	1:47.716	119.8
4	15:06.246	29.400	1:38.730	2:34.391	10:53.125	119.6
5	22:22.750	19.843	18:41.813	1:51.518	1:49.419	105.4
6	4:41.616	94.611	1:16.444	1:36.636	1:48.536	119.4
7	4:36.993	96.190	1:16.248	1:34.821	1:45.924	118.1
Ideal	4:36.993	96.190	1:16.248	1:34.821	1:45.924	121.5

19 47 Davie BLACK

LWT Behind 44.154

Best Time 4:35.231 Best Speed 96.806 On 7 Gp

Lap	Lap Time	Lap Speed	Sector 1	Sector 2	Sector 3	Speed Trap
1	5:58.516	73.064		1:44.094	1:54.081	100.6
2	4:49.949	91.892	1:16.319	1:41.448	1:52.182	122.0
3	5:02.478	88.086	1:13.519	1:36.843	2:12.116	127.8
4	35:34.415	12.483	31:59.749	1:44.084	1:50.582	101.7
5	4:39.945	95.176	1:14.420	1:38.457	1:47.068	119.0
6	4:40.697	94.921	1:14.434	1:38.479	1:47.784	126.8
7	4:35.231	96.806	1:13.468	1:35.442	1:46.321	128.5
Ideal	4:35.231	96.806	1:13.468	1:35.442	1:46.321	128.5

21 16 Adrian LOGUE

LWT Behind 46.388

Best Time 4:37.465 Best Speed 96.026 On 6 Gp

Lap	Lap Time	Lap Speed	Sector 1	Sector 2	Sector 3	Speed Trap
1	6:36.318	66.095		1:47.815	1:54.668	91.6
2	4:48.058	92.495	1:18.101	1:40.159	1:49.798	120.2
3	5:28.883	81.013	1:18.029	1:41.368	2:29.486	118.3
4	34:09.668	12.999	30:27.425	1:49.314	1:52.929	103.7
5	4:42.328	94.372	1:18.054	1:38.628	1:45.646	121.3
6	4:37.465	96.026	1:16.015	1:36.112	1:45.338	123.1
7	4:37.619	95.973	1:15.713	1:35.625	1:46.281	121.5
Ideal	4:36.676	96.300	1:15.713	1:35.625	1:45.338	123.1

20 67 Gavin BROWN

LWT Behind 44.619

Best Time 4:35.696 Best Speed 96.643 On 3 Gp

Lap	Lap Time	Lap Speed	Sector 1	Sector 2	Sector 3	Speed Trap
1	5:27.386	80.012		1:38.382	1:49.815	108.4
2	4:38.822	95.559	1:15.892	1:35.298	1:47.632	120.4
3	4:35.696	96.643	1:13.463	1:35.897	1:46.336	131.8
4	14:59.401	29.624	1:40.161	2:33.291	10:45.949	88.8
5	20:54.699	21.235	17:27.004	1:40.001	1:47.694	97.9
6	4:36.340	96.417	1:15.303	1:34.563	1:46.474	127.5
Ideal	4:34.362	97.112	1:13.463	1:34.563	1:46.336	131.8

10 21 Lorenzo TIVERON

ULW Behind 40.060

Best Time 4:40.203 Best Speed 95.088 On 2 Gp

Lap	Lap Time	Lap Speed	Sector 1	Sector 2	Sector 3	Speed Trap
1	5:58.331	73.102		1:41.489	1:51.892	105.9
2	4:40.203	95.088	1:14.118	1:35.970	1:50.115	128.7
3	4:47.433	92.696	1:14.594	1:37.316	1:55.523	125.2
4	36:19.290	12.226		1:43.600	1:48.969	84.4
5	4:41.205	94.749	1:15.817	1:37.860	1:47.528	122.6
6	4:44.479	93.659	1:16.768	1:38.142	1:49.569	122.4
Ideal	4:37.616	95.974	1:14.118	1:35.970	1:47.528	128.7

METZELER ULSTER GRAND PRIX

ULTRA-LIGHTWEIGHT & LIGHTWEIGHT

Second Qualifying

Thursday, 06 August 2015

DETAILED SECTOR ANALYSIS



Qualifying Classification

Position

11 46 Sarah BOYES

ULW Behind 45.138

Best Time 4:45.281 Best Speed 93.395 On 5 Gp

Lap	Lap Time	Lap Speed	Sector 1	Sector 2	Sector 3	Speed Trap
1	6:08.178	71.147		1:42.455	1:53.785	103.6
2	4:49.956	91.890	1:17.009	1:40.804	1:52.143	121.3
3	5:39.707	78.432	1:16.533	1:40.615	2:42.559	126.1
4	34:56.393	12.709	31:20.587	1:45.827	1:49.979	87.6
5	4:45.281	93.395	1:15.873	1:39.941	1:49.467	124.9
6	4:51.351	91.450	1:15.784	1:41.863	1:53.704	125.4
7	4:53.317	90.837	1:18.028	1:41.430	1:53.859	112.2
Ideal	4:45.192	93.425	1:15.784	1:39.941	1:49.467	126.1

12 1 Melissa KENNEDY

ULW Behind 48.716

Best Time 4:48.859 Best Speed 92.239 On 6 Gp

Lap	Lap Time	Lap Speed	Sector 1	Sector 2	Sector 3	Speed Trap
1	6:00.900	72.582		1:44.897	1:55.322	109.7
2	4:52.562	91.071	1:18.276	1:41.182	1:53.104	120.7
3	5:49.464	76.242	1:18.260	1:40.591	2:50.613	120.9
4	34:36.599	12.831	30:58.977	1:44.159	1:53.463	119.8
5	4:49.426	92.058	1:17.843	1:40.472	1:51.111	120.7
6	4:48.859	92.239	1:18.111	1:39.660	1:51.088	117.7
Ideal	4:48.591	92.324	1:17.843	1:39.660	1:51.088	120.9

13 15 Peter McKILLOP

ULW Behind 50.437

Best Time 4:50.580 Best Speed 91.692 On 5 Gp

Lap	Lap Time	Lap Speed	Sector 1	Sector 2	Sector 3	Speed Trap
1	5:51.229	74.580		1:44.266	1:55.560	96.5
2	4:56.777	89.778	1:20.058	1:41.483	1:55.236	109.1
3	5:29.639	80.828	1:19.494	1:41.213	2:28.932	111.5
4	34:44.801	12.780		1:46.502	1:52.651	117.3
5	4:50.580	91.692	1:18.450	1:40.994	1:51.136	119.2
6	4:53.864	90.668	1:19.170	1:42.555	1:52.139	114.5
7	4:53.976	90.633	1:18.555	1:41.578	1:53.843	117.9
Ideal	4:50.580	91.692	1:18.450	1:40.994	1:51.136	119.2

Non Qualifiers

Position

Non Qualifiers

Position

5 Nigel MOORE

ULW Behind 18.030

Best Time 4:18.173 Best Speed 103.202 On 2 Gp

Lap	Lap Time	Lap Speed	Sector 1	Sector 2	Sector 3	Speed Trap
1	5:28.842	79.657		1:36.374	1:39.574	98.9
2	4:18.173	103.202	1:11.420	1:29.400	1:37.353	128.5
Ideal	4:18.173	103.202	1:11.420	1:29.400	1:37.353	128.5

34 Steven LYND

ULW Behind 40.282

Best Time 4:40.425 Best Speed 95.013 On 2 Gp

Lap	Lap Time	Lap Speed	Sector 1	Sector 2	Sector 3	Speed Trap
1	5:41.058	76.804		1:38.475	1:45.190	107.7
2	4:40.425	95.013	1:16.263	1:37.328	1:46.834	118.7
Ideal	4:38.781	95.573	1:16.263	1:37.328	1:45.190	118.7

11 David HOWARD (B)

LWT Behind 42.130

Best Time 4:42.273 Best Speed 94.391 On 7 Gp

Lap	Lap Time	Lap Speed	Sector 1	Sector 2	Sector 3	Speed Trap
1	6:24.761	68.080		1:47.802	1:58.095	100.2
2	4:54.152	90.579	1:17.755	1:42.858	1:53.539	111.3
3	5:43.105	77.655	1:18.299	1:42.469	2:42.337	119.6
4	34:19.577	12.937	30:34.816	1:49.180	1:55.581	112.6
5	4:48.505	92.352	1:16.618	1:41.454	1:50.433	113.2
6	4:45.353	93.372	1:14.878	1:40.146	1:50.329	118.3
7	4:42.273	94.391	1:14.683	1:38.613	1:48.977	126.8
Ideal	4:42.273	94.391	1:14.683	1:38.613	1:48.977	126.8

36 Chris McGAHAN

ULW Behind 42.629

Best Time 4:42.772 Best Speed 94.224 On 2 Gp

Lap	Lap Time	Lap Speed	Sector 1	Sector 2	Sector 3	Speed Trap
1	6:08.227	71.137		1:42.450	1:53.110	107.2
2	4:42.772	94.224	1:14.462	1:38.015	1:50.295	129.0
Ideal	4:42.772	94.224	1:14.462	1:38.015	1:50.295	129.0



METZELER ULSTER GRAND PRIX

ULTRA-LIGHTWEIGHT & LIGHTWEIGHT

Second Qualifying

Thursday, 06 August 2015

DETAILED SECTOR ANALYSIS



Non Qualifiers

Position

71 Mark JOHNSON

LWT Behind **44.175**

Best Time **4:44.318** Best Speed **93.712** On **7** Gp

Lap	Lap Time	Lap Speed	Sector 1	Sector 2	Sector 3	Speed Trap
1	6:35.464	66.238		1:51.205	1:56.508	99.9
2	4:59.331	89.012	1:18.507	1:46.082	1:54.742	120.7
3	5:58.577	74.305	1:17.676	1:44.862	2:56.039	127.5
4	34:03.319	13.040	30:24.473	1:46.282	1:52.564	108.8
5	4:50.141	91.831	1:15.218	1:44.012	1:50.911	131.0
6	4:47.153	92.787	1:15.953	1:41.033	1:50.167	126.8
7	4:44.318	93.712	1:14.146	1:40.795	1:49.377	131.5
<i>Ideal</i>	<i>4:44.318</i>	<i>93.712</i>	<i>1:14.146</i>	<i>1:40.795</i>	<i>1:49.377</i>	<i>131.5</i>

37 Stephen CARR

LWT Behind **48.166**

Best Time **4:48.309** Best Speed **92.415** On **2** Gp

Lap	Lap Time	Lap Speed	Sector 1	Sector 2	Sector 3	Speed Trap
1	6:35.673	66.203		1:46.828	1:53.754	88.9
2	4:48.309	92.415	1:15.937	1:40.322	1:52.050	128.0
3	5:40.039	78.356	1:16.289	1:42.650	2:41.100	125.9
4	34:55.526	12.715	31:17.808	1:44.937	1:52.781	100.0
5	4:51.774	91.317	1:17.089	1:42.118	1:52.567	123.1
6	4:52.380	91.128	1:18.024	1:41.305	1:53.051	114.9
<i>Ideal</i>	<i>4:48.309</i>	<i>92.415</i>	<i>1:15.937</i>	<i>1:40.322</i>	<i>1:52.050</i>	<i>128.0</i>

26 Roy BEATTIE

LWT Behind **54.628**

Best Time **4:54.771** Best Speed **90.389** On **2** Gp

Lap	Lap Time	Lap Speed	Sector 1	Sector 2	Sector 3	Speed Trap
1	5:56.089	73.562		1:44.223	1:55.810	96.6
2	4:54.771	90.389	1:17.586	1:43.714	1:53.471	119.8
3	7:04.770	62.726	1:18.378	1:42.501	4:03.891	109.5
4	33:06.857	13.410		1:49.513	1:53.269	102.8
5	4:56.581	89.837	1:19.334	1:43.310	1:53.937	114.3
<i>Ideal</i>	<i>4:53.356</i>	<i>90.825</i>	<i>1:17.586</i>	<i>1:42.501</i>	<i>1:53.269</i>	<i>119.8</i>

Non Qualifiers

Position

35 Darren DUNCAN

LWT Behind **1:04.323**

Best Time **5:04.466** Best Speed **87.510** On **2** Gp

Lap	Lap Time	Lap Speed	Sector 1	Sector 2	Sector 3	Speed Trap
1	6:31.509	66.907		1:46.023	1:59.005	98.6
2	5:04.466	87.510	1:20.935	1:44.229	1:59.302	112.0
3	6:01.451	73.714	1:23.580	1:46.320	2:51.551	114.9
4	34:30.594	12.868	30:24.613	1:58.642	2:07.339	77.6
5	5:37.642	78.912	1:28.038	1:55.858	2:13.746	104.1
<i>Ideal</i>	<i>5:04.169</i>	<i>87.596</i>	<i>1:20.935</i>	<i>1:44.229</i>	<i>1:59.005</i>	<i>114.9</i>

30 Jerry COLEMAN

ULW Behind **1:04.415**

Best Time **5:04.558** Best Speed **87.484** On **2** Gp

Lap	Lap Time	Lap Speed	Sector 1	Sector 2	Sector 3	Speed Trap
1	6:40.994	65.324		1:52.233	1:59.992	67.4
2	5:04.558	87.484	1:21.866	1:47.184	1:55.508	107.4
<i>Ideal</i>	<i>5:04.558</i>	<i>87.484</i>	<i>1:21.866</i>	<i>1:47.184</i>	<i>1:55.508</i>	<i>107.4</i>

27 Laird SHINGLETON

ULW Behind **1:04.791**

Best Time **5:04.934** Best Speed **87.376** On **2** Gp

Lap	Lap Time	Lap Speed	Sector 1	Sector 2	Sector 3	Speed Trap
1	6:07.928	71.195		1:47.532	1:56.084	99.5
2	5:04.934	87.376	1:21.766	1:47.287	1:55.881	0.0
<i>Ideal</i>	<i>5:04.934</i>	<i>87.376</i>	<i>1:21.766</i>	<i>1:47.287</i>	<i>1:55.881</i>	<i>99.5</i>

77 Mark GOODINGS

ULW Behind **2:18.777**

Best Time **6:18.920** Best Speed **70.316** On **1** Gp

Lap	Lap Time	Lap Speed	Sector 1	Sector 2	Sector 3	Speed Trap
1	6:18.920	69.130		1:39.085	1:57.942	93.8
<i>Ideal</i>	<i>0.000</i>	<i>0.000</i>		<i>1:39.085</i>	<i>1:57.942</i>	<i>93.8</i>

METZELER ULSTER GRAND PRIX

ULTRA-LIGHTWEIGHT & LIGHTWEIGHT

Second Qualifying

SECTOR ANALYSIS

Perfect Lap (sum of best sectors) = 3:50.182



SECTOR 1 FINISH - TULLYRUSK			SECTOR 2 TULLYRUSK - JORDAN'S			SECTOR 3 JORDAN'S - FINISH			IDEAL / BEST COMPARISON						
Pos	No	Name	Time	No	Name	Time	Pos	No	Name	Ideal Time	Best Tim	Diff			
1	2	Sam WILSON	1:01.847	2	Sam WILSON	1:19.533	2	Sam WILSON	1:28.802	1	2	Sam WILSON	3:50.182	3:51.077	0.895
2	48	Neil KERNOHAN	1:04.369	48	Neil KERNOHAN	1:21.078	48	Neil KERNOHAN	1:30.056	2	48	Neil KERNOHAN	3:55.503	3:56.690	1.187
3	19	Paul ROBINSON	1:04.715	19	Paul ROBINSON	1:23.369	19	Paul ROBINSON	1:31.480	3	19	Paul ROBINSON	3:59.564	4:00.143	0.579
4	98	Paul OWEN	1:04.945	78	Michal DOKOUPIL	1:23.670	98	Paul OWEN	1:32.291	4	98	Paul OWEN	4:00.982	4:01.174	0.192
5	78	Michal DOKOUPIL	1:05.996	98	Paul OWEN	1:23.746	97	Seamus ELLIOTT	1:32.415	5	78	Michal DOKOUPIL	4:02.967	4:03.176	0.209
6	97	Seamus ELLIOTT	1:06.639	97	Seamus ELLIOTT	1:25.179	20	Christian ELKIN	1:33.244	6	97	Seamus ELLIOTT	4:04.233	4:04.233	0.000
7	49	Callum LAIDLAW	1:07.975	20	Christian ELKIN	1:25.397	78	Michal DOKOUPIL	1:33.301	7	20	Christian ELKIN	4:06.658	4:07.390	0.732
8	20	Christian ELKIN	1:08.017	9	Paul JORDAN	1:26.387	41	Adam McLEAN	1:34.430	8	41	Adam McLEAN	4:09.933	4:09.933	0.000
9	9	Paul JORDAN	1:08.041	41	Adam McLEAN	1:26.753	49	Callum LAIDLAW	1:36.056	9	9	Paul JORDAN	4:10.868	4:10.868	0.000
10	41	Adam McLEAN	1:08.750	49	Callum LAIDLAW	1:27.543	9	Paul JORDAN	1:36.440	10	49	Callum LAIDLAW	4:11.574	4:11.574	0.000
11	22	Derek WILKIE	1:08.757	58	Connor BEHAN	1:27.837	58	Connor BEHAN	1:36.812	11	58	Connor BEHAN	4:13.835	4:15.281	1.446
12	24	Bryan HARDING	1:09.005	24	Bryan HARDING	1:28.067	5	Nigel MOORE	1:37.353	12	23	Stephen MORRISON	4:16.075	4:16.557	0.482
13	23	Stephen MORRISON	1:09.169	83	Andy McALLISTER	1:28.333	23	Stephen MORRISON	1:37.608	13	24	Bryan HARDING	4:16.222	4:17.089	0.867
14	58	Connor BEHAN	1:09.186	23	Stephen MORRISON	1:29.298	24	Bryan HARDING	1:39.150	14	83	Andy McALLISTER	4:17.131	4:17.281	0.150
15	83	Andy McALLISTER	1:09.639	5	Nigel MOORE	1:29.400	83	Andy McALLISTER	1:39.159	15	5	Nigel MOORE	4:18.173	4:18.173	0.000
16	42	John McALLISTER	1:09.960	22	Derek WILKIE	1:30.465	18	John COOKE	1:41.256	16	22	Derek WILKIE	4:21.433	4:22.326	0.893
17	88	Peter FLETCHER	1:10.541	42	John McALLISTER	1:30.879	10	Mark SHIELDS	1:41.304	17	42	John McALLISTER	4:23.657	4:24.614	0.957
18	10	Mark SHIELDS	1:10.981	18	John COOKE	1:31.194	22	Derek WILKIE	1:42.211	18	45	James KELLY		4:24.903	
19	5	Nigel MOORE	1:11.420	10	Mark SHIELDS	1:32.055	42	John McALLISTER	1:42.818	19	18	John COOKE	4:24.683	4:24.965	0.282
20	32	Aaron BOYD	1:11.587	25	David MURPHY	1:33.407	12	Craig GIBSON	1:43.174	20	10	Mark SHIELDS	4:24.340	4:25.737	1.397
21	18	John COOKE	1:12.233	88	Peter FLETCHER	1:33.969	25	David MURPHY	1:43.266	21	88	Peter FLETCHER	4:28.024	4:29.399	1.375
22	12	Craig GIBSON	1:12.784	32	Aaron BOYD	1:34.303	32	Aaron BOYD	1:43.286	22	25	David MURPHY	4:29.822	4:29.822	0.000
23	25	David MURPHY	1:13.149	67	Gavin BROWN	1:34.563	33	Alan JOHNSTON	1:43.317	23	32	Aaron BOYD	4:29.176	4:29.963	0.787
24	67	Gavin BROWN	1:13.463	12	Craig GIBSON	1:34.643	88	Peter FLETCHER	1:43.514	24	12	Craig GIBSON	4:30.601	4:31.053	0.452
25	47	Davie BLACK	1:13.468	33	Alan JOHNSTON	1:34.661	34	Steven LYND	1:45.190	25	33	Alan JOHNSTON	4:32.818	4:34.177	1.359
26	57	Yvonne MONTGOMER	1:13.738	14	Jack SANDS	1:34.821	16	Adrian LOGUE	1:45.338	26	57	Yvonne MONTGOMERY	4:34.825	4:34.825	0.000
27	21	Lorenzo TIVERON	1:14.118	57	Yvonne MONTGOMER	1:34.982	14	Jack SANDS	1:45.924	27	47	Davie BLACK	4:35.231	4:35.231	0.000
28	71	Mark JOHNSON	1:14.146	47	Davie BLACK	1:35.442	57	Yvonne MONTGOMER	1:46.105	28	67	Gavin BROWN	4:34.362	4:35.696	1.334
29	36	Chris McGAHAN	1:14.462	16	Adrian LOGUE	1:35.625	47	Davie BLACK	1:46.321	29	14	Jack SANDS	4:36.993	4:36.993	0.000
30	11	David HOWARD (B)	1:14.683	21	Lorenzo TIVERON	1:35.970	67	Gavin BROWN	1:46.336	30	16	Adrian LOGUE	4:36.676	4:37.465	0.789
31	33	Alan JOHNSTON	1:14.840	34	Steven LYND	1:37.328	21	Lorenzo TIVERON	1:47.528	31	21	Lorenzo TIVERON	4:37.616	4:40.203	2.587
32	16	Adrian LOGUE	1:15.713	36	Chris McGAHAN	1:38.015	11	David HOWARD (B)	1:48.977	32	34	Steven LYND	4:38.781	4:40.425	1.644
33	46	Sarah BOYES	1:15.784	11	David HOWARD (B)	1:38.613	71	Mark JOHNSON	1:49.377	33	11	David HOWARD (B)	4:42.273	4:42.273	0.000
34	37	Stephen CARR	1:15.937	77	Mark GOODINGS	1:39.085	46	Sarah BOYES	1:49.467	34	36	Chris McGAHAN	4:42.772	4:42.772	0.000
35	14	Jack SANDS	1:16.248	1	Melissa KENNEDY	1:39.660	36	Chris McGAHAN	1:50.295	35	71	Mark JOHNSON	4:44.318	4:44.318	0.000
36	34	Steven LYND	1:16.263	46	Sarah BOYES	1:39.941	1	Melissa KENNEDY	1:51.088	36	46	Sarah BOYES	4:45.192	4:45.281	0.089
37	26	Roy BEATTIE	1:17.586	37	Stephen CARR	1:40.322	15	Peter McKILLOP	1:51.136	37	37	Stephen CARR	4:48.309	4:48.309	0.000
38	1	Melissa KENNEDY	1:17.843	71	Mark JOHNSON	1:40.795	37	Stephen CARR	1:52.050	38	1	Melissa KENNEDY	4:48.591	4:48.591	0.000
39	15	Peter McKILLOP	1:18.450	15	Peter McKILLOP	1:40.994	26	Roy BEATTIE	1:53.269	39	15	Peter McKILLOP	4:50.580	4:50.580	0.000
40	35	Darren DUNCAN	1:20.935	26	Roy BEATTIE	1:42.501	30	Jerry COLEMAN	1:55.508	40	26	Roy BEATTIE	4:53.356	4:54.771	1.415
41	27	Laird SHINGLETON	1:21.766	35	Darren DUNCAN	1:44.229	27	Laird SHINGLETON	1:55.881	41	35	Darren DUNCAN	5:04.169	5:04.466	0.297
42	30	Jerry COLEMAN	1:21.866	30	Jerry COLEMAN	1:47.184	77	Mark GOODINGS	1:57.942	42	30	Jerry COLEMAN	5:04.558	5:04.558	0.000
				27	Laird SHINGLETON	1:47.287	35	Darren DUNCAN	1:59.005	43	27	Laird SHINGLETON	5:04.934	5:04.934	0.000

METZELER ULSTER GRAND PRIX
ULTRA-LIGHTWEIGHT & LIGHTWEIGHT
Second Qualifying
Thursday, 06 August 2015



METZELER

SPEED TRAP ON FLYING KILO

Class	No/Name	Fastest	Lap 1	Lap 2	Lap 3	Lap 4	Lap 5	Lap 6	Lap 7	Lap 8	Lap 9	Lap 10	Lap 11	Lap 12
	2 Sam WILSON	152.0	117.3	151.6	139.7	138.8	152.0	150.0	152.0					
	98 Paul OWEN	147.3	81.2	143.0	147.3	145.1	99.2	147.0	145.1	145.7	145.7			
	19 Paul ROBINSON	145.1	111.8	121.8	145.1	126.1	144.5	127.0	143.3	124.9	143.6			
	48 Neil KERNOHAN	143.0	131.5	143.0	142.3	138.8	132.8	143.0	142.0					
	78 Michal DOKOUPIL	142.7	107.2	142.3	139.4	132.3	141.5	142.7	139.4	139.4				
	97 Seamus ELLIOTT	141.7	126.1	140.6	141.7	137.7								
	49 Callum LAIDLAW	138.0	122.6	126.8	136.6	126.8	136.9	137.7	134.9	138.0				
	83 Andy McALLISTER	138.0	108.1	132.8	133.3	130.5	83.3	138.0	135.5	135.5	136.9			
	42 John McALLISTER	137.4	114.9	132.5	136.9	134.4	101.6	133.9	137.4					
	22 Derek WILKIE	135.7	103.1	130.0	130.5	133.1	116.9	135.7	134.1	134.1	132.3			
	88 Peter FLETCHER	135.5	102.8	130.5	131.5	129.0	101.2	128.2	135.5	126.3				
	24 Bryan HARDING	134.1	89.9	120.9	117.7	86.8	134.1	131.0	132.0	132.5				
	23 Stephen MORRISON	134.1	109.8	131.8	134.1	132.0	124.5	133.3	131.0	127.8	121.1			
	9 Paul JORDAN	133.6	86.4	131.2	133.6	106.0								
	10 Mark SHIELDS	133.3	110.0	132.3	133.3	105.4	133.3	132.0	130.7	133.3				
	20 Christian ELKIN	132.5	114.9	132.5	131.8	130.5	103.4	131.2	128.7	131.0	130.2			
	67 Gavin BROWN	131.8	108.4	120.4	131.8	88.8	97.9	127.5						
	41 Adam McLEAN	131.8	110.9	131.8	130.7	129.5	99.6	130.2	127.0					
	71 Mark JOHNSON	131.5	99.9	120.7	127.5	108.8	131.0	126.8	131.5					
	57 Yvonne MONTGOMERY	130.7	111.8	127.3	130.7	115.7	127.5	130.5	125.2					
	58 Connor BEHAN	129.2	113.0	127.0	127.5	129.2	113.9	127.5	125.9	121.1	122.4			
	36 Chris McGAHAN	129.0	107.2	129.0										
	18 John COOKE	128.7	112.2	123.1	121.8	95.4	124.9	128.7	124.9	125.9				
	21 Lorenzo TIVERON	128.7	105.9	128.7	125.2	84.4	122.6	122.4						
	47 Davie BLACK	128.5	100.6	122.0	127.8	101.7	119.0	126.8	128.5					
	5 Nigel MOORE	128.5	98.9	128.5										
	12 Craig GIBSON	128.2	116.1	128.2	126.6	126.6								
	37 Stephen CARR	128.0	88.9	128.0	125.9	100.0	123.1	114.9						
	33 Alan JOHNSTON	127.5	95.2	118.5	108.1	127.5	126.8							
	25 David MURPHY	127.3	114.1	124.5	127.3	115.9	126.6	124.5	124.7	126.1				
	11 David HOWARD (B)	126.8	100.2	111.3	119.6	112.6	113.2	118.3	126.8					
	46 Sarah BOYES	126.1	103.6	121.3	126.1	87.6	124.9	125.4	112.2					
	32 Aaron BOYD	125.2	106.7	120.7	124.7	103.9	125.2	123.5	117.9					
	16 Adrian LOGUE	123.1	91.6	120.2	118.3	103.7	121.3	123.1	121.5					
	14 Jack SANDS	121.5	105.7	121.5	119.8	119.6	105.4	119.4	118.1					
	1 Melissa KENNEDY	120.9	109.7	120.7	120.9	119.8	120.7	117.7						
	26 Roy BEATTIE	119.8	96.6	119.8	109.5	102.8	114.3							
	15 Peter McKILLOP	119.2	96.5	109.1	111.5	117.3	119.2	114.5	117.9					
	34 Steven LYND	118.7	107.7	118.7										
	35 Darren DUNCAN	114.9	98.6	112.0	114.9	77.6	104.1							
	30 Jerry COLEMAN	107.4	67.4	107.4										
	27 Laird SHINGLETON	99.5	99.5											
	77 Mark GOODINGS	93.8	93.8											


METZELER ULSTER GRAND PRIX
ULTRA-LIGHTWEIGHT & LIGHTWEIGHT
Combined Qualifying LWT



Pos	Class	No	Name	-----Best Time / Qual Laps-----			Overall Best Time / Speed / Total Qual Laps
				Session A	Session B		
Qualifying Classification							
1	LWT	2	Sam WILSON	-----	3:51.077	4	3:51.077 115.303 4
2	LWT	48	Neil KERNOHAN	4:24.987	6	3:56.690	3:56.690 112.569 11
3	LWT	19	Paul ROBINSON	4:44.864	0	4:00.143	4:00.143 110.950 4
4	LWT	98	Paul OWEN	4:23.867	4	4:01.174	4:01.174 110.476 10
5	LWT	78	Michal DOKOUPIL	4:57.817	3	4:03.176	4:03.176 109.567 9
6	LWT	97	Seamus ELLIOTT	4:23.894	5	4:04.233	4:04.233 109.092 7
7	LWT	49	Callum LAIDLAW	-----	4:11.574	4	4:11.574 105.909 4
8	LWT	23	Stephen MORRISON	4:42.229	6	4:16.557	4:16.557 103.852 12
9	LWT	24	Bryan HARDING	5:10.199	3	4:17.089	4:17.089 103.637 8
10	LWT	83	Andy McALLISTER	5:07.092	2	4:17.281	4:17.281 103.560 8
11	LWT	22	Derek WILKIE	4:50.668	5	4:22.326	4:22.326 101.568 11
12	LWT	42	John McALLISTER	5:01.000	3	4:24.614	4:24.614 100.690 7
13	LWT	10	Mark SHIELDS	4:46.941	5	4:25.737	4:25.737 100.264 11
14	LWT	88	Peter FLETCHER	6:00.349	0	4:29.399	4:29.399 98.901 5
15	LWT	25	David MURPHY	4:52.215	1	4:29.822	4:29.822 98.746 5
16	LWT	23	Aaron BOYD	4:59.154	5	4:29.963	4:29.963 98.695 10
17	LWT	52	James COWTON	4:29.974	4	-----	4:29.974 98.691 4
18	LWT	33	Alan JOHNSTON	5:01.029	4	4:34.177	4:34.177 97.178 6
19	LWT	57	Yvonne MONTGOMERY	5:05.442	3	4:34.825	4:34.825 96.949 8
20	LWT	47	Davie BLACK	5:30.291	0	4:35.231	4:35.231 96.806 3
21	LWT	67	Gavin BROWN	5:02.179	5	4:35.696	4:35.696 96.643 8
22	LWT	74	Tommy HENRY	4:36.798	5	-----	4:36.798 96.258 5
23	LWT	16	Adrian LOGUE	5:09.517	2	4:37.465	4:37.465 96.026 4
24	LWT	71	Mark JOHNSON	5:06.969	4	4:44.318	4:44.318 93.712 4
Non Qualifiers							
	LWT	35	Darren DUNCAN	-----	5:04.466	0	0
	LWT	37	Stephen CARR	5:35.434	0	4:48.309	0
	LWT	11	David HOWARD (B)	5:17.629	1	4:42.273	1
	LWT	26	Roy BEATTIE	5:27.567	0	4:54.771	0

Provisional result to be confirmed by the Stewards of the Meeting subject to completion of technical inspections & the time limit for protests

Page 1 / 1

Circuit	Dundrod	Signed	Organising Club	Dundrod & District MCC
Length(miles)	7.4011 Lap 1 (7.2763)	 Chief Timekeeper		
Weather		Issued At:		
Track				




METZELER ULSTER GRAND PRIX
ULTRA-LIGHTWEIGHT & LIGHTWEIGHT
Combined Qualifying ULW



Pos	Class	No	Name	-----Best Time / Qual Laps-----			Overall Best Time / Speed / Total Qual Laps			
				Session A		Session B				
Qualifying Classification										
1	ULW	20	Christian ELKIN	4:24.520	7	4:07.390	7	4:07.390	107.700	14
2	ULW	41	Adam McLEAN	4:57.185	1	4:09.933	4	4:09.933	106.604	5
3	ULW	9	Paul JORDAN	4:35.576	3	4:10.868	2	4:10.868	106.207	5
4	ULW	58	Connor BEHAN	4:39.356	6	4:15.281	6	4:15.281	104.371	12
5	ULW	5	Nigel MOORE	4:38.295	5	4:18.173	1	4:18.173	103.202	6
6	ULW	19	Paul ROBINSON	4:44.851	2	4:19.455	2	4:19.455	102.692	4
7	ULW	18	John COOKE	4:48.703	5	4:24.965	5	4:24.965	100.557	10
8	ULW	45	James KELLY	4:47.408	3	4:26.402	3	4:26.402	100.014	6
9	ULW	12	Craig GIBSON	4:46.849	6	4:31.053	2	4:31.053	98.298	8
10	ULW	14	Jack SANDS	4:51.775	6	4:36.993	4	4:36.993	96.190	10
11	ULW	21	Lorenzo TIVERON	-----		4:40.203	4	4:40.203	95.088	4
12	ULW	34	Steven LYND	4:49.222	5	4:40.425	1	4:40.425	95.013	6
13	ULW	46	Sarah BOYES	5:10.454	5	4:45.281	4	4:45.281	93.395	9
14	ULW	1	Melissa KENNEDY	4:58.388	4	4:48.859	3	4:48.859	92.239	7
15	ULW	15	Peter McKILLOP	5:32.057	0	4:50.580	4	4:50.580	91.692	4
16	ULW	30	Jerry COLEMAN	5:16.639	4	5:04.558	0	5:04.558	87.484	4
Non Qualifiers										
	ULW	27	Laird SHINGLETON	5:29.689	0	5:04.934	0			0
	ULW	36	Chris McGAHAN	-----		4:42.772	1			1
	ULW	2	Sam WILSON	6:42.855	0	-----				0
	ULW	77	Mark GOODINGS	5:09.073	1	6:18.920	0			1

Provisional result to be confirmed by the Stewards of the Meeting subject to completion of technical inspections & the time limit for protests

Circuit	Dundrod	Signed		Organising Club	Dundrod & District MCC
Length(miles)	7.4011	Lap 1 (7.2763)	Chief Timekeeper		
Weather		Issued At:			
Track					



METZELER ULSTER GRAND PRIX

ULTRA-LIGHTWEIGHT & LIGHTWEIGHT

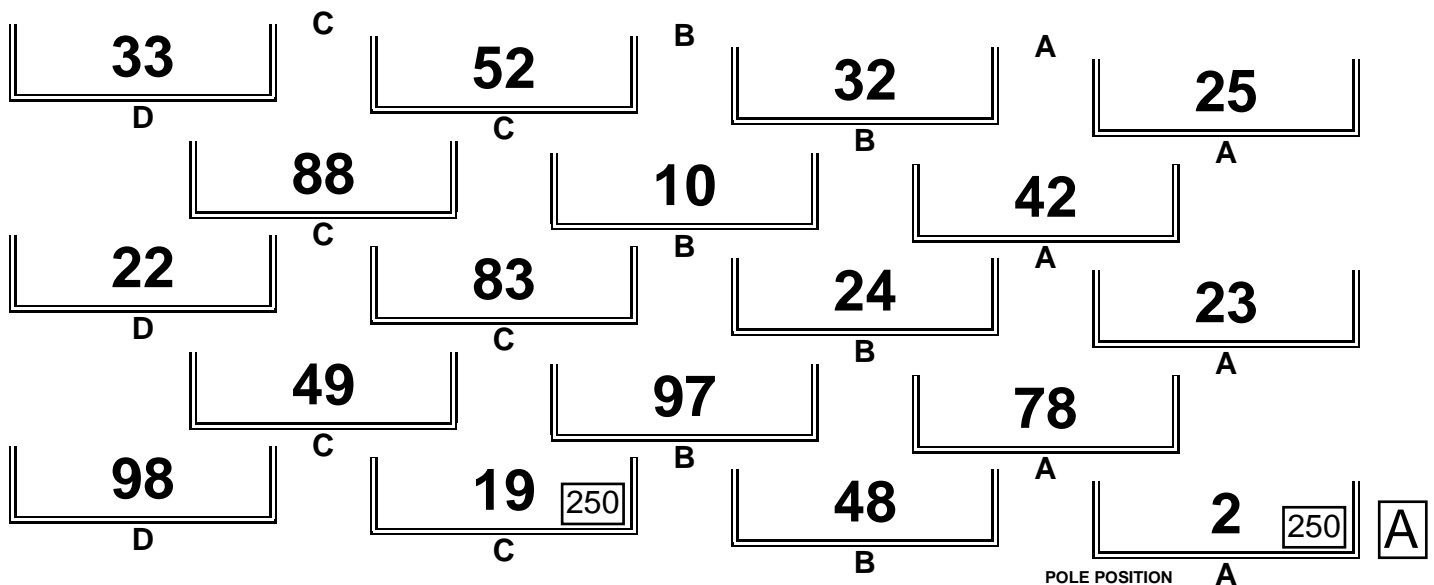
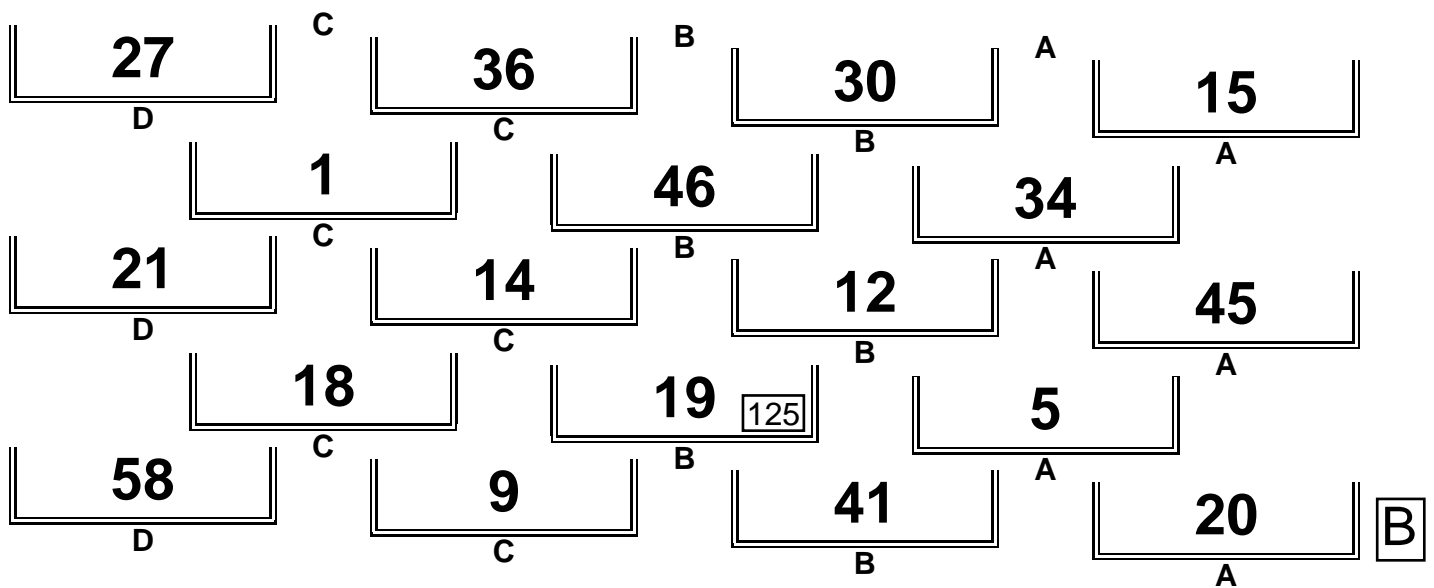
Dundrod 7.401 miles

Race 3 - Wash 'n' Dash Ultra-Lightweight & Lightweight

08/08/2015 13:00

Race (5 Laps)

RACE 3 - ULTRA-LIGHTWEIGHT & LIGHTWEIGHT
Page 1 of 2



14
13
12
11
10
9
8
7
6
5
4
3
2
1



Promoted by Dundrod and District Motorcycle Club

Orbits

Provisional result to be confirmed by the Stewards of the Meeting subject to the completion of technical inspections and the time limit for protests.

MCUI (Ulster Centre) Timing @ www.elaps-timing.com



Ride on
Delta
Seven

METZELER ULSTER GRAND PRIX

ULTRA-LIGHTWEIGHT & LIGHTWEIGHT

Dundrod 7.401 miles


Race 3 - Wash 'n' Dash Ultra-Lightweight & Lightweight

08/08/2015 13:00

Race (5 Laps)

RACE 3 - ULTRA-LIGHTWEIGHT & LIGHTWEIGHT
Page 2 of 2

				2 125		18
			A			
77	35	26	37			17
D	C	B	A			
	11	71	16			16
	C	B	A			
74	67	47	57	C		15
D	C	B	A			



Promoted by Dundrod and District Motorcycle Club

Orbits

Provisional result to be confirmed by the Stewards of the Meeting subject to the completion of technical inspections and the time limit for protests.

MCUI (Ulster Centre) Timing @ www.elaps-timing.com



**Ride on
Delta
Seven**

METZELER ULSTER GRAND PRIX

ULTRA-LIGHTWEIGHT & LIGHTWEIGHT

Race 3 - Wash 'n' Dash Ultra-Lightweight / Lightweight (5 laps)

Saturday, 08 August 2015



Lightweight (250GP/400/Moto 450)

Pos	Class	No	Name	Machine / Sponsor	Gp	Lap	Total Time	Behind	Speed	-----Best Lap-----		
										Time	Speed	On
Race Classification												
1	LWT	2	Sam WILSON	Honda 250 - Joey's Bar MCC	c	5	19:29.045		113.572	3:50.533	115.575	2
2	LWT	48	Neil KERNOHAN	Honda 250 - Logan Racing	a	5	19:38.191	9.146	112.690	3:53.999	113.864	3
3	LWT	52	James COWTON	Yamaha 250 - Peter Berwick	a	5	19:46.440	17.395	111.907	3:55.345	113.212	4
4	LWT	98	Paul OWEN	Honda 250 - #98 Club	a	5	19:46.576	17.531	111.894	3:54.955	113.400	4
5	LWT	78	Michal DOKOUPIL	Kawasaki 400 - R T & E Racing	a	5	20:15.001	45.956	109.276	4:02.347	109.941	3
6	LWT	49	Callum LAIDLAW	Kawasaki 400	a	5	20:49.130	1:20.085	106.290	4:08.643	107.157	3
7	LWT	23	Stephen MORRISON	Kawasaki 400 - SPM Racing / Moto-Tech	a	5	21:13.267	1:44.222	104.275	4:11.683	105.863	2
8	LWT	83	Andy McALLISTER	Kawasaki 400 - Mac Racing	a	5	21:37.089	2:08.044	102.360	4:17.430	103.500	2
9	LWT	22	Derek WILKIE	Kawasaki 400	a	5	21:37.645	2:08.600	102.317	4:17.652	103.411	2
10	LWT	42	John McALLISTER	Honda 250	a	5	21:37.897	2:08.852	102.297	4:17.116	103.626	3
11	LWT	10	Mark SHIELDS	Honda 400	a	5	22:03.059	2:34.014	100.351	4:19.664	102.609	5
12	LWT	25	David MURPHY	Honda 400	a	5	22:03.483	2:34.438	100.319	4:19.976	102.486	5
13	LWT	67	Gavin BROWN	Honda 400	c	5	22:17.186	2:48.141	99.291	4:24.088	100.890	5
14	LWT	57	Yvonne MONTGOMERY	Kawasaki 400	c	4	18:22.647	1 Lap	96.247	4:33.027	97.587	4
15	LWT	16	Adrian LOGUE	Kawasaki 400	c	4	18:43.439	20.792	94.466	4:35.773	96.616	4
16	LWT	47	Davie BLACK	Yamaha 400	c	4	18:47.520	24.873	94.124	4:40.082	95.129	4
17	LWT	11	David HOWARD (B)	Kawasaki 400 - PA	c	4	18:52.710	30.063	93.693	4:40.538	94.975	2
18	LWT	35	Darren DUNCAN	Kawasaki 400	c	4	19:00.669	38.022	93.039	4:41.379	94.691	2

Fastest Lap

LWT	2	Sam WILSON	Honda 250 - Joey's Bar MCC	3:50.533	115.575	2
-----	---	------------	----------------------------	----------	---------	---

Not Classified

DNF	LWT	33	Alan JOHNSTON	Kawasaki 400	a	3	13:18.794		99.503	4:21.734	101.798	3
DNF	LWT	26	Roy BEATTIE	Kawasaki 400 - BSR	c	3	14:50.182		89.288	4:54.288	90.537	3
DNF	LWT	37	Stephen CARR	Kawasaki 400	c	2	9:41.242		90.906	4:49.409	92.063	2
DNF	LWT	71	Mark JOHNSON	Honda 400	c	1	4:56.682		88.292			

Ultra-Lightweight (125GP / Moto3)

Pos	Class	No	Name	Machine / Sponsor	Gp	Lap	Total Time	Behind	Speed	-----Best Lap-----		
										Time	Speed	On
Race Classification												
1	ULW	20	Christian ELKIN	Honda 250 (Moto 3) - Team Wylie Racing	b	5	20:41.173		106.972	4:06.315	108.170	2
2	ULW	58	Connor BEHAN	Honda 125	b	5	21:09.444	28.271	104.590	4:10.637	106.305	3
3	ULW	5	Nigel MOORE	Honda 125	b	5	21:09.621	28.448	104.575	4:11.207	106.064	3
4	ULW	12	Craig GIBSON	Honda 125 - Peter Simpson Construction	b	5	22:07.427	1:26.254	100.021	4:24.280	100.817	3
5	ULW	21	Lorenzo TIVERON	Honda 125	b	5	22:55.855	2:14.682	96.500	4:31.072	98.291	5
6	ULW	14	Jack SANDS	Honda 125	b	5	23:13.097	2:31.924	95.306	4:35.520	96.704	5
7	ULW	46	Sarah BOYES	Honda 125	b	5	23:14.387	2:33.214	95.218	4:34.972	96.897	5
8	ULW	15	Peter McKILLOP	Honda 125	b	4	19:14.434	1 Lap	91.930	4:44.300	93.718	4


Fastest Lap

ULW	20	Christian ELKIN	Honda 250 (Moto 3) - Team Wylie Racing	4:06.315	108.170	2
-----	----	-----------------	--	----------	---------	---

Not Classified

DNF	ULW	18	John COOKE	Honda 125	b	4	17:42.511		99.883	4:24.588	100.700	3
DNF	ULW	41	Adam McLEAN	Honda 125 - Roy Hanna Motors	b	3	12:43.211		104.142	4:11.116	106.102	3
DNF	ULW	30	Jerry COLEMAN	Honda 125	b	2	9:49.723		89.599	4:50.019	91.870	2
DNF	ULW	27	Laird SHINGLETON	Honda 125	b	2	10:04.420		87.420	5:00.502	88.665	2
DNF	ULW	9	Paul JORDAN	Honda 125 - Paul Jordan Racing	b	1	4:11.974		103.958			
DNF	ULW	19	Paul ROBINSON	Honda 125 - Joey's Bar MCC	b	1	4:25.467		98.674			

Provisional result to be confirmed by the Stewards of the Meeting subject to completion of technical inspections & the time limit for protests

Circuit	Dundrod	Signed		Organising Club	Dundrod & District MCC
Length(miles)	7.4011 Lap 1 (7.2763)	Chief Timekeeper			
Weather	Bright	Issued At:	13:09	Gp Time Diff - b 36.34 / c 75.55	
Track	Dry				



METZELER ULSTER GRAND PRIX

ULTRA-LIGHTWEIGHT & LIGHTWEIGHT

Race 3 - Wash 'n' Dash Ultra-Lightweight / Lightweight (5 laps)

Saturday, 08 August 2015

DETAILED SECTOR ANALYSIS



Race Classification

Position

1 2 Sam WILSON

Total Time **19:29.045** Avg Speed **113.572** Behind

Best Time **3:50.533** Best Speed **115.575** On **2** Gp

Lap	Lap Time	Lap Speed	Sector 1	Sector 2	Sector 3	Speed Trap
1	2:40.680	163.024		1:20.435	1:29.821	144.8
2	3:50.533	115.575	1:01.602	1:19.386	1:29.545	152.3
3	3:51.012	115.336	1:01.479	1:20.238	1:29.295	152.3
4	3:52.762	114.469	1:01.581	1:20.535	1:30.646	151.3
5	3:58.508	111.711	1:03.000	1:22.199	1:33.309	154.1
<i>Ideal</i>	<i>3:50.160</i>	<i>115.763</i>	<i>1:01.479</i>	<i>1:19.386</i>	<i>1:29.295</i>	<i>154.1</i>

2 48 Neil KERNOHAN

Total Time **19:38.191** Avg Speed **112.690** Behind **9.146**

Best Time **3:53.999** Best Speed **113.864** On **3** Gp

Lap	Lap Time	Lap Speed	Sector 1	Sector 2	Sector 3	Speed Trap
1	3:59.509	109.368		1:21.437	1:30.719	138.0
2	3:55.303	113.233	1:03.393	1:21.461	1:30.449	144.5
3	3:53.999	113.864	1:03.313	1:20.533	1:30.153	143.9
4	3:54.089	113.820	1:03.202	1:20.454	1:30.433	144.5
5	3:55.291	113.238	1:03.214	1:21.394	1:30.683	142.6
<i>Ideal</i>	<i>3:53.809</i>	<i>113.956</i>	<i>1:03.202</i>	<i>1:20.454</i>	<i>1:30.153</i>	<i>144.5</i>

3 52 James COWTON

Total Time **19:46.440** Avg Speed **111.907** Behind **17.395**

Best Time **3:55.345** Best Speed **113.212** On **4** Gp

Lap	Lap Time	Lap Speed	Sector 1	Sector 2	Sector 3	Speed Trap
1	4:02.417	108.056		1:21.812	1:32.302	140.0
2	3:55.552	113.113	1:03.401	1:21.161	1:30.990	149.6
3	3:56.346	112.733	1:02.990	1:21.844	1:31.512	148.6
4	3:55.345	113.212	1:03.247	1:20.960	1:31.138	143.6
5	3:56.780	112.526	1:03.079	1:22.047	1:31.654	148.6
<i>Ideal</i>	<i>3:54.940</i>	<i>113.408</i>	<i>1:02.990</i>	<i>1:20.960</i>	<i>1:30.990</i>	<i>149.6</i>

4 98 Paul OWEN

Total Time **19:46.576** Avg Speed **111.894** Behind **17.531**

Best Time **3:54.955** Best Speed **113.400** On **4** Gp

Lap	Lap Time	Lap Speed	Sector 1	Sector 2	Sector 3	Speed Trap
1	4:02.374	108.075		1:22.550	1:32.214	136.3
2	3:55.467	113.154	1:03.138	1:21.196	1:31.133	150.3
3	3:56.831	112.502	1:02.969	1:22.109	1:31.753	151.3
4	3:54.955	113.400	1:02.658	1:21.108	1:31.189	150.0
5	3:56.949	112.446	1:02.894	1:22.329	1:31.726	149.0
<i>Ideal</i>	<i>3:54.899</i>	<i>113.427</i>	<i>1:02.658</i>	<i>1:21.108</i>	<i>1:31.133</i>	<i>151.3</i>

Race Classification

Position

5 78 Michal DOKOUPIL

Total Time **20:15.001** Avg Speed **109.276** Behind **45.956**

Best Time **4:02.347** Best Speed **109.941** On **3** Gp

Lap	Lap Time	Lap Speed	Sector 1	Sector 2	Sector 3	Speed Trap
1	4:03.242	107.690		1:22.940	1:32.378	132.8
2	4:02.591	109.831	1:04.978	1:23.746	1:33.867	140.9
3	4:02.347	109.941	1:05.002	1:23.819	1:33.526	140.3
4	4:02.803	109.735	1:05.009	1:24.077	1:33.717	139.7
5	4:04.018	109.189	1:05.789	1:23.826	1:34.403	139.7
<i>Ideal</i>	<i>4:00.296</i>	<i>110.880</i>	<i>1:04.978</i>	<i>1:22.940</i>	<i>1:32.378</i>	<i>140.9</i>

1 20 Christian ELKIN

Total Time **20:41.173** Avg Speed **106.972** Behind

Best Time **4:06.315** Best Speed **108.170** On **2** Gp

Lap	Lap Time	Lap Speed	Sector 1	Sector 2	Sector 3	Speed Trap
1	4:10.016	104.772		1:24.949	1:34.728	126.1
2	4:06.315	108.170	1:06.833	1:24.546	1:34.936	134.1
3	4:06.351	108.154	1:06.470	1:24.599	1:35.282	133.3
4	4:07.721	107.556	1:07.152	1:25.619	1:34.950	132.5
5	4:10.770	106.249	1:07.901	1:25.972	1:36.897	131.2
<i>Ideal</i>	<i>4:05.744</i>	<i>108.422</i>	<i>1:06.470</i>	<i>1:24.546</i>	<i>1:34.728</i>	<i>134.1</i>

6 49 Callum LAIDLAW

Total Time **20:49.130** Avg Speed **106.290** Behind **1:20.085**

Best Time **4:08.643** Best Speed **107.157** On **3** Gp

Lap	Lap Time	Lap Speed	Sector 1	Sector 2	Sector 3	Speed Trap
1	4:12.134	103.892		1:25.845	1:36.429	135.7
2	4:09.325	106.864	1:06.989	1:26.216	1:36.120	136.3
3	4:08.643	107.157	1:06.629	1:26.304	1:35.710	139.1
4	4:09.477	106.799	1:07.801	1:26.094	1:35.582	130.5
5	4:09.551	106.768	1:07.659	1:26.225	1:35.667	137.7
<i>Ideal</i>	<i>4:08.056</i>	<i>107.411</i>	<i>1:06.629</i>	<i>1:25.845</i>	<i>1:35.582</i>	<i>139.1</i>

2 58 Connor BEHAN

Total Time **21:09.444** Avg Speed **104.590** Behind **28.271**

Best Time **4:10.637** Best Speed **106.305** On **3** Gp

Lap	Lap Time	Lap Speed	Sector 1	Sector 2	Sector 3	Speed Trap
1	4:17.872	101.580		1:27.075	1:38.211	124.9
2	4:14.207	104.812	1:09.019	1:28.095	1:37.093	128.7
3	4:10.637	106.305	1:08.303	1:26.847	1:35.487	130.7
4	4:12.730	105.425	1:09.138	1:26.589	1:37.003	126.3
5	4:13.998	104.898	1:09.302	1:28.270	1:36.426	124.9
<i>Ideal</i>	<i>4:10.379</i>	<i>106.415</i>	<i>1:08.303</i>	<i>1:26.589</i>	<i>1:35.487</i>	<i>130.7</i>

METZELER ULSTER GRAND PRIX

ULTRA-LIGHTWEIGHT & LIGHTWEIGHT

Race 3 - Wash 'n' Dash Ultra-Lightweight / Lightweight (5 laps)

Saturday, 08 August 2015

DETAILED SECTOR ANALYSIS



Race Classification

Position

3 5 Nigel MOORE

Total Time **21:09.621** Avg Speed **104.575** Behind **28.448**

Best Time **4:11.207** Best Speed **106.064** On **3** Gp

Lap	Lap Time	Lap Speed	Sector 1	Sector 2	Sector 3	Speed Trap
1	4:17.918	101.562		1:26.820	1:38.298	128.0
2	4:14.294	104.776	1:09.119	1:28.187	1:36.988	128.2
3	4:11.207	106.064	1:08.664	1:26.561	1:35.982	131.5
4	4:12.831	105.382	1:10.094	1:26.304	1:36.433	132.5
5	4:13.371	105.158	1:09.952	1:26.459	1:36.960	123.3
<i>Ideal</i>	<i>4:10.950</i>	<i>106.172</i>	<i>1:08.664</i>	<i>1:26.304</i>	<i>1:35.982</i>	<i>132.5</i>

Race Classification

Position

10 42 John McALLISTER

Total Time **21:37.897** Avg Speed **102.297** Behind **2:08.852**

Best Time **4:17.116** Best Speed **103.626** On **3** Gp

Lap	Lap Time	Lap Speed	Sector 1	Sector 2	Sector 3	Speed Trap
1	4:25.316	98.730		1:29.216	1:41.392	120.0
2	4:18.513	103.066	1:07.053	1:28.857	1:42.603	146.7
3	4:17.116	103.626	1:07.591	1:28.404	1:41.121	145.4
4	4:18.964	102.887	1:08.788	1:28.736	1:41.440	135.7
5	4:17.988	103.276	1:08.372	1:29.094	1:40.522	145.4
<i>Ideal</i>	<i>4:15.979</i>	<i>104.087</i>	<i>1:07.053</i>	<i>1:28.404</i>	<i>1:40.522</i>	<i>146.7</i>

7 23 Stephen MORRISON

Total Time **21:13.267** Avg Speed **104.275** Behind **1:44.222**

Best Time **4:11.683** Best Speed **105.863** On **2** Gp

Lap	Lap Time	Lap Speed	Sector 1	Sector 2	Sector 3	Speed Trap
1	4:19.059	101.115		1:28.208	1:39.288	132.8
2	4:11.683	105.863	1:07.891	1:26.646	1:37.146	135.7
3	4:13.559	105.080	1:08.537	1:26.651	1:38.371	134.4
4	4:12.905	105.352	1:08.510	1:26.760	1:37.635	133.6
5	4:16.061	104.053	1:09.928	1:27.872	1:38.261	134.4
<i>Ideal</i>	<i>4:11.683</i>	<i>105.863</i>	<i>1:07.891</i>	<i>1:26.646</i>	<i>1:37.146</i>	<i>135.7</i>

11 10 Mark SHIELDS

Total Time **22:03.059** Avg Speed **100.351** Behind **2:34.014**

Best Time **4:19.664** Best Speed **102.609** On **5** Gp

Lap	Lap Time	Lap Speed	Sector 1	Sector 2	Sector 3	Speed Trap
1	4:32.770	96.032		1:31.886	1:42.975	128.7
2	4:25.150	100.486	1:12.167	1:31.655	1:41.328	136.0
3	4:21.217	101.999	1:10.129	1:30.721	1:40.367	136.6
4	4:24.258	100.826	1:11.903	1:30.516	1:41.839	122.0
5	4:19.664	102.609	1:10.372	1:29.987	1:39.305	134.1
<i>Ideal</i>	<i>4:19.421</i>	<i>102.705</i>	<i>1:10.129</i>	<i>1:29.987</i>	<i>1:39.305</i>	<i>136.6</i>

8 83 Andy McALLISTER

Total Time **21:37.089** Avg Speed **102.360** Behind **2:08.044**

Best Time **4:17.430** Best Speed **103.500** On **2** Gp

Lap	Lap Time	Lap Speed	Sector 1	Sector 2	Sector 3	Speed Trap
1	4:26.171	98.413		1:29.247	1:41.168	131.2
2	4:17.430	103.500	1:07.492	1:28.077	1:41.861	142.3
3	4:17.627	103.421	1:08.603	1:28.488	1:40.536	140.3
4	4:18.391	103.115	1:09.304	1:27.957	1:41.130	142.3
5	4:17.470	103.484	1:08.361	1:29.341	1:39.768	140.6
<i>Ideal</i>	<i>4:15.217</i>	<i>104.397</i>	<i>1:07.492</i>	<i>1:27.957</i>	<i>1:39.768</i>	<i>142.3</i>

12 25 David MURPHY

Total Time **22:03.483** Avg Speed **100.319** Behind **2:34.438**

Best Time **4:19.976** Best Speed **102.486** On **5** Gp

Lap	Lap Time	Lap Speed	Sector 1	Sector 2	Sector 3	Speed Trap
1	4:31.633	96.434		1:32.590	1:41.921	127.5
2	4:24.313	100.805	1:12.020	1:30.984	1:41.309	130.7
3	4:22.578	101.471	1:10.981	1:30.038	1:41.559	127.5
4	4:24.983	100.550	1:12.057	1:30.507	1:42.419	127.3
5	4:19.976	102.486	1:10.973	1:29.310	1:39.693	130.7
<i>Ideal</i>	<i>4:19.976</i>	<i>102.486</i>	<i>1:10.973</i>	<i>1:29.310</i>	<i>1:39.693</i>	<i>130.7</i>

9 22 Derek WILKIE

Total Time **21:37.645** Avg Speed **102.317** Behind **2:08.600**

Best Time **4:17.652** Best Speed **103.411** On **2** Gp

Lap	Lap Time	Lap Speed	Sector 1	Sector 2	Sector 3	Speed Trap
1	4:19.979	100.757		1:28.439	1:40.178	132.8
2	4:17.652	103.411	1:08.508	1:28.044	1:41.100	136.9
3	4:22.856	101.363	1:10.426	1:31.263	1:41.167	137.1
4	4:19.029	102.861	1:07.660	1:29.186	1:42.183	139.4
5	4:18.129	103.220	1:09.069	1:28.990	1:40.070	136.6
<i>Ideal</i>	<i>4:15.774</i>	<i>104.170</i>	<i>1:07.660</i>	<i>1:28.044</i>	<i>1:40.070</i>	<i>139.4</i>

4 12 Craig GIBSON

Total Time **22:07.427** Avg Speed **100.021** Behind **1:26.254**

Best Time **4:24.280** Best Speed **100.817** On **3** Gp

Lap	Lap Time	Lap Speed	Sector 1	Sector 2	Sector 3	Speed Trap
1	4:27.525	97.915		1:29.428	1:41.924	126.3
2	4:24.854	100.599	1:11.266	1:30.793	1:42.795	126.3
3	4:24.280	100.817	1:11.310	1:31.499	1:41.471	126.6
4	4:25.932	100.191	1:12.241	1:31.333	1:42.358	127.5
5	4:24.836	100.606	1:12.797	1:29.678	1:42.361	126.8
<i>Ideal</i>	<i>4:22.165</i>	<i>101.630</i>	<i>1:11.266</i>	<i>1:29.428</i>	<i>1:41.471</i>	<i>127.5</i>



METZELER ULSTER GRAND PRIX

ULTRA-LIGHTWEIGHT & LIGHTWEIGHT

Race 3 - Wash 'n' Dash Ultra-Lightweight / Lightweight (5 laps)

Saturday, 08 August 2015

DETAILED SECTOR ANALYSIS



Race Classification

Position

13 67 Gavin BROWN

Total Time **22:17.186** Avg Speed **99.291** Behind **2:48.141**

Best Time **4:24.088** Best Speed **100.890** On **5** Gp

Lap	Lap Time	Lap Speed	Sector 1	Sector 2	Sector 3	Speed Trap
1	4:32.829	96.011		1:32.403	1:45.419	123.3
2	4:29.605	98.826	1:12.604	1:32.040	1:44.961	129.0
3	4:25.502	100.353	1:11.434	1:31.310	1:42.758	129.0
4	4:25.162	100.482	1:12.199	1:31.010	1:41.953	128.7
5	4:24.088	100.890	1:12.389	1:30.454	1:41.245	128.0
<i>Ideal</i>	<i>4:23.133</i>	<i>101.257</i>	<i>1:11.434</i>	<i>1:30.454</i>	<i>1:41.245</i>	<i>129.0</i>

5 21 Lorenzo TIVERON

Total Time **22:55.855** Avg Speed **96.500** Behind **2:14.682**

Best Time **4:31.072** Best Speed **98.291** On **5** Gp

Lap	Lap Time	Lap Speed	Sector 1	Sector 2	Sector 3	Speed Trap
1	4:40.794	93.288		1:34.909	1:46.959	125.6
2	4:39.644	95.278	1:13.229	1:37.371	1:49.044	127.0
3	4:32.907	97.630	1:13.835	1:33.690	1:45.382	128.2
4	4:31.438	98.159	1:13.455	1:33.656	1:44.327	124.9
5	4:31.072	98.291	1:13.410	1:33.730	1:43.932	125.6
<i>Ideal</i>	<i>4:30.817</i>	<i>98.384</i>	<i>1:13.229</i>	<i>1:33.656</i>	<i>1:43.932</i>	<i>128.2</i>

6 14 Jack SANDS

Total Time **23:13.097** Avg Speed **95.306** Behind **2:31.924**

Best Time **4:35.520** Best Speed **96.704** On **5** Gp

Lap	Lap Time	Lap Speed	Sector 1	Sector 2	Sector 3	Speed Trap
1	4:40.395	93.421		1:35.753	1:46.880	120.9
2	4:40.278	95.063	1:14.553	1:36.626	1:49.099	123.3
3	4:38.655	95.616	1:14.562	1:36.335	1:47.758	125.6
4	4:38.249	95.756	1:15.370	1:36.862	1:46.017	124.9
5	4:35.520	96.704	1:14.599	1:34.864	1:46.057	119.8
<i>Ideal</i>	<i>4:35.434</i>	<i>96.734</i>	<i>1:14.553</i>	<i>1:34.864</i>	<i>1:46.017</i>	<i>125.6</i>

7 46 Sarah BOYES

Total Time **23:14.387** Avg Speed **95.218** Behind **2:33.214**

Best Time **4:34.972** Best Speed **96.897** On **5** Gp

Lap	Lap Time	Lap Speed	Sector 1	Sector 2	Sector 3	Speed Trap
1	4:39.937	93.573		1:36.208	1:47.075	126.3
2	4:40.155	95.104	1:13.789	1:37.433	1:48.933	128.2
3	4:38.987	95.503	1:13.836	1:37.207	1:47.944	127.3
4	4:40.336	95.043	1:14.788	1:37.451	1:48.097	126.8
5	4:34.972	96.897	1:13.167	1:35.574	1:46.231	128.0
<i>Ideal</i>	<i>4:34.972</i>	<i>96.897</i>	<i>1:13.167</i>	<i>1:35.574</i>	<i>1:46.231</i>	<i>128.2</i>

Race Classification

Position

14 57 Yvonne MONTGOMERY

Total Time **18:22.647** Avg Speed **96.247** Behind **1 Lap**

Best Time **4:33.027** Best Speed **97.587** On **4** Gp

Lap	Lap Time	Lap Speed	Sector 1	Sector 2	Sector 3	Speed Trap
1	4:38.988	93.892		1:35.885	1:46.479	123.5
2	4:36.236	96.454	1:13.499	1:36.737	1:46.000	129.2
3	4:34.396	97.100	1:13.348	1:35.312	1:45.736	130.2
4	4:33.027	97.587	1:12.966	1:35.094	1:44.967	128.5
<i>Ideal</i>	<i>4:33.027</i>	<i>97.587</i>	<i>1:12.966</i>	<i>1:35.094</i>	<i>1:44.967</i>	<i>130.2</i>

15 16 Adrian LOGUE

Total Time **18:43.439** Avg Speed **94.466** Behind **20.792**

Best Time **4:35.773** Best Speed **96.616** On **4** Gp

Lap	Lap Time	Lap Speed	Sector 1	Sector 2	Sector 3	Speed Trap
1	4:48.471	90.805		1:38.713	1:48.251	115.3
2	4:38.778	95.574	1:13.697	1:36.668	1:48.413	126.3
3	4:40.417	95.015	1:15.607	1:37.673	1:47.137	119.6
4	4:35.773	96.616	1:13.966	1:36.302	1:45.505	126.6
<i>Ideal</i>	<i>4:35.504</i>	<i>96.710</i>	<i>1:13.697</i>	<i>1:36.302</i>	<i>1:45.505</i>	<i>126.6</i>

16 47 Davie BLACK

Total Time **18:47.520** Avg Speed **94.124** Behind **24.873**

Best Time **4:40.082** Best Speed **95.129** On **4** Gp

Lap	Lap Time	Lap Speed	Sector 1	Sector 2	Sector 3	Speed Trap
1	4:41.270	93.130		1:36.370	1:49.336	124.7
2	4:42.989	94.152	1:14.059	1:38.233	1:50.697	129.7
3	4:43.179	94.089	1:14.872	1:38.367	1:49.940	130.5
4	4:40.082	95.129	1:12.601	1:36.855	1:50.626	132.8
<i>Ideal</i>	<i>4:38.307</i>	<i>95.736</i>	<i>1:12.601</i>	<i>1:36.370</i>	<i>1:49.336</i>	<i>132.8</i>

17 11 David HOWARD (B)

Total Time **18:52.710** Avg Speed **93.693** Behind **30.063**

Best Time **4:40.538** Best Speed **94.975** On **2** Gp

Lap	Lap Time	Lap Speed	Sector 1	Sector 2	Sector 3	Speed Trap
1	4:46.554	91.413		1:38.856	1:50.364	119.8
2	4:40.538	94.975	1:13.554	1:37.938	1:49.046	131.2
3	4:43.658	93.930	1:14.036	1:38.776	1:50.846	131.0
4	4:41.960	94.496	1:13.613	1:37.869	1:50.478	134.1
<i>Ideal</i>	<i>4:40.469</i>	<i>94.998</i>	<i>1:13.554</i>	<i>1:37.869</i>	<i>1:49.046</i>	<i>134.1</i>

METZELER ULSTER GRAND PRIX

ULTRA-LIGHTWEIGHT & LIGHTWEIGHT

Race 3 - Wash 'n' Dash Ultra-Lightweight / Lightweight (5 laps)

Saturday, 08 August 2015

DETAILED SECTOR ANALYSIS



Race Classification

Position

18 35 Darren DUNCAN

Total Time **19:00.669** Avg Speed **93.039** Behind **38.022**

Best Time **4:41.379** Best Speed **94.691** On **2** Gp

Lap	Lap Time	Lap Speed	Sector 1	Sector 2	Sector 3	Speed Trap
1	4:52.153	89.661		1:39.109	1:51.114	121.8
2	4:41.379	94.691	1:14.888	1:36.945	1:49.546	124.0
3	4:44.478	93.659	1:15.486	1:38.427	1:50.565	122.9
4	4:42.659	94.262	1:15.434	1:37.155	1:50.070	122.9
<i>Ideal</i>	<i>4:41.379</i>	<i>94.691</i>	<i>1:14.888</i>	<i>1:36.945</i>	<i>1:49.546</i>	<i>124.0</i>

8 15 Peter McKILLOP

Total Time **19:14.434** Avg Speed **91.930** Behind **1 Lap**

Best Time **4:44.300** Best Speed **93.718** On **4** Gp

Lap	Lap Time	Lap Speed	Sector 1	Sector 2	Sector 3	Speed Trap
1	4:51.947	89.724		1:37.849	1:54.672	118.5
2	4:51.519	91.397	1:17.368	1:42.175	1:51.976	120.2
3	4:46.668	92.944	1:16.461	1:39.563	1:50.644	121.3
4	4:44.300	93.718	1:15.478	1:38.813	1:50.009	122.2
<i>Ideal</i>	<i>4:43.336</i>	<i>94.037</i>	<i>1:15.478</i>	<i>1:37.849</i>	<i>1:50.009</i>	<i>122.2</i>

Not Classified

Position

DNF 18 John COOKE

Total Time **17:42.511** Avg Speed **99.883** Behind

Best Time **4:24.588** Best Speed **100.700** On **3** Gp

Lap	Lap Time	Lap Speed	Sector 1	Sector 2	Sector 3	Speed Trap
1	4:24.723	98.951		1:30.388	1:40.671	124.2
2	4:26.847	99.847	1:12.184	1:32.354	1:42.309	126.8
3	4:24.588	100.700	1:11.839	1:31.872	1:40.877	126.6
4	4:26.353	100.033	1:11.855	1:32.379	1:42.119	125.6
<i>Ideal</i>	<i>4:22.898</i>	<i>101.347</i>	<i>1:11.839</i>	<i>1:30.388</i>	<i>1:40.671</i>	<i>126.8</i>

DNF 41 Adam McLEAN

Total Time **12:43.211** Avg Speed **104.142** Behind

Best Time **4:11.116** Best Speed **106.102** On **3** Gp

Lap	Lap Time	Lap Speed	Sector 1	Sector 2	Sector 3	Speed Trap
1	4:17.736	101.634		1:28.561	1:37.641	128.5
2	4:14.359	104.749	1:08.410	1:28.741	1:37.208	129.7
3	4:11.116	106.102	1:07.718	1:27.276	1:36.122	130.2
<i>Ideal</i>	<i>4:11.116</i>	<i>106.102</i>	<i>1:07.718</i>	<i>1:27.276</i>	<i>1:36.122</i>	<i>130.2</i>

Not Classified

Position

DNF 33 Alan JOHNSTON

Total Time **13:18.794** Avg Speed **99.503** Behind

Best Time **4:21.734** Best Speed **101.798** On **3** Gp

Lap	Lap Time	Lap Speed	Sector 1	Sector 2	Sector 3	Speed Trap
1	4:31.458	96.496		1:32.135	1:41.917	125.9
2	4:25.602	100.315	1:12.596	1:31.798	1:41.208	123.5
3	4:21.734	101.798	1:10.592	1:30.046	1:41.096	127.0
<i>Ideal</i>	<i>4:21.734</i>	<i>101.798</i>	<i>1:10.592</i>	<i>1:30.046</i>	<i>1:41.096</i>	<i>127.0</i>

DNF 26 Roy BEATTIE

Total Time **14:50.182** Avg Speed **89.288** Behind

Best Time **4:54.288** Best Speed **90.537** On **3** Gp

Lap	Lap Time	Lap Speed	Sector 1	Sector 2	Sector 3	Speed Trap
1	4:59.464	87.472		1:45.032	1:54.227	114.9
2	4:56.430	89.883	1:18.516	1:43.046	1:54.868	116.5
3	4:54.288	90.537	1:16.456	1:41.171	1:56.661	117.3
<i>Ideal</i>	<i>4:51.854</i>	<i>91.292</i>	<i>1:16.456</i>	<i>1:41.171</i>	<i>1:54.227</i>	<i>117.3</i>

DNF 37 Stephen CARR

Total Time **9:41.242** Avg Speed **90.906** Behind

Best Time **4:49.409** Best Speed **92.063** On **2** Gp

Lap	Lap Time	Lap Speed	Sector 1	Sector 2	Sector 3	Speed Trap
1	4:51.833	89.759		1:39.798	1:53.183	117.5
2	4:49.409	92.063	1:16.035	1:40.700	1:52.674	122.6
<i>Ideal</i>	<i>4:48.507</i>	<i>92.351</i>	<i>1:16.035</i>	<i>1:39.798</i>	<i>1:52.674</i>	<i>122.6</i>

DNF 30 Jerry COLEMAN

Total Time **9:49.723** Avg Speed **89.599** Behind

Best Time **4:50.019** Best Speed **91.870** On **2** Gp

Lap	Lap Time	Lap Speed	Sector 1	Sector 2	Sector 3	Speed Trap
1	4:59.704	87.402		1:41.569	1:51.298	115.7
2	4:50.019	91.870	1:20.891	1:39.313	1:49.815	119.6
<i>Ideal</i>	<i>4:50.019</i>	<i>91.870</i>	<i>1:20.891</i>	<i>1:39.313</i>	<i>1:49.815</i>	<i>119.6</i>

DNF 27 Laird SHINGLETON

Total Time **10:04.420** Avg Speed **87.420** Behind

Best Time **5:00.502** Best Speed **88.665** On **2** Gp

Lap	Lap Time	Lap Speed	Sector 1	Sector 2	Sector 3	Speed Trap
1	5:03.918	86.190		1:44.475	1:55.822	111.1
2	5:00.502	88.665	1:20.235	1:45.288	1:54.979	115.7
<i>Ideal</i>	<i>4:59.689</i>	<i>88.905</i>	<i>1:20.235</i>	<i>1:44.475</i>	<i>1:54.979</i>	<i>115.7</i>

METZELER ULSTER GRAND PRIX

ULTRA-LIGHTWEIGHT & LIGHTWEIGHT

Race 3 - Wash 'n' Dash Ultra-Lightweight / Lightweight (5 laps)

Saturday, 08 August 2015

DETAILED SECTOR ANALYSIS



Not Classified

Position

DNF 9 Paul JORDAN

Total Time **4:11.974** Avg Speed **103.958** Behind

Best Time Best Speed On Gp

Lap	Lap Time	Lap Speed	Sector 1	Sector 2	Sector 3	Speed Trap
1	4:11.974	103.958		1:25.239	1:35.094	130.7
<i>Ideal</i>	<i>0.000</i>	<i>0.000</i>		<i>1:25.239</i>	<i>1:35.094</i>	<i>130.7</i>

DNF 19 Paul ROBINSON

Total Time **4:25.467** Avg Speed **98.674** Behind

Best Time Best Speed On Gp

Lap	Lap Time	Lap Speed	Sector 1	Sector 2	Sector 3	Speed Trap
1	4:25.467	98.674		1:29.959	1:41.640	124.5
<i>Ideal</i>	<i>0.000</i>	<i>0.000</i>		<i>1:29.959</i>	<i>1:41.640</i>	<i>124.5</i>

DNF 71 Mark JOHNSON

Total Time **4:56.682** Avg Speed **88.292** Behind

Best Time Best Speed On Gp

Lap	Lap Time	Lap Speed	Sector 1	Sector 2	Sector 3	Speed Trap
1	4:56.682	88.292		1:42.486	1:51.732	115.5
<i>Ideal</i>	<i>0.000</i>	<i>0.000</i>		<i>1:42.486</i>	<i>1:51.732</i>	<i>115.5</i>

METZELER ULSTER GRAND PRIX

ULTRA-LIGHTWEIGHT & LIGHTWEIGHT

Race 3 - Wash 'n' Dash Ultra-Lightweight / Lightweight (5 laps)

LAP CHART



1					2					3				
No	Name	Gp	Time of Day	Lap Time	No	Name	Gp	Time of Day	Lap Time	No	Name	Gp	Time of Day	Lap Time
2	Sam WILSON	c	12:44:17.781	2:40.680	2	Sam WILSON	c	12:48:08.314	3:50.533	2	Sam WILSON	c	12:51:59.326	3:51.012
48	Neil KERNOHAN	a	12:44:21.060	3:59.509	48	Neil KERNOHAN	a	12:48:16.363	3:55.303	48	Neil KERNOHAN	a	12:52:10.362	3:53.999
98	Paul OWEN	a	12:44:23.925	4:02.374	98	Paul OWEN	a	12:48:19.392	3:55.467	52	James COWTON	a	12:52:15.866	3:56.346
52	James COWTON	a	12:44:23.968	4:02.417	52	James COWTON	a	12:48:19.520	3:55.552	98	Paul OWEN	a	12:52:16.223	3:56.831
78	Michal DOKOUPIL	a	12:44:24.793	4:03.242	78	Michal DOKOUPIL	a	12:48:27.384	4:02.591	78	Michal DOKOUPIL	a	12:52:29.731	4:02.347
49	Callum LAIDLAW	a	12:44:33.685	4:12.134	49	Callum LAIDLAW	a	12:48:43.010	4:09.325	49	Callum LAIDLAW	a	12:52:51.653	4:08.643
23	Stephen MORRISON	a	12:44:40.610	4:19.059	23	Stephen MORRISON	a	12:48:52.293	4:11.683	23	Stephen MORRISON	a	12:53:05.852	4:13.559
22	Derek WILKIE	a	12:44:41.530	4:19.979	22	Derek WILKIE	a	12:48:59.182	4:17.652	20	Christian ELKIN	b	12:53:20.573	4:06.351
42	John McALLISTER	a	12:44:46.867	4:25.316	83	Andy McALLISTER	a	12:49:05.152	4:17.430	22	Derek WILKIE	a	12:53:22.038	4:22.856
83	Andy McALLISTER	a	12:44:47.722	4:26.171	42	John McALLISTER	a	12:49:05.380	4:18.513	42	John McALLISTER	a	12:53:22.496	4:17.116
33	Alan JOHNSTON	a	12:44:53.009	4:31.458	20	Christian ELKIN	b	12:49:14.222	4:06.315	83	Andy McALLISTER	a	12:53:22.779	4:17.627
25	David MURPHY	a	12:44:53.184	4:31.633	25	David MURPHY	a	12:49:17.497	4:24.313	25	David MURPHY	a	12:53:40.075	4:22.578
10	Mark SHIELDS	a	12:44:54.321	4:32.770	33	Alan JOHNSTON	a	12:49:18.611	4:25.602	33	Alan JOHNSTON	a	12:53:40.345	4:21.734
20	Christian ELKIN	b	12:45:07.907	4:10.016	10	Mark SHIELDS	a	12:49:19.471	4:25.150	58	Connor BEHAN	b	12:53:40.607	4:10.637
9	Paul JORDAN	b	12:45:09.865	4:11.974	58	Connor BEHAN	b	12:49:29.970	4:14.207	10	Mark SHIELDS	a	12:53:40.688	4:21.217
41	Adam McLEAN	b	12:45:15.627	4:17.736	41	Adam McLEAN	b	12:49:29.986	4:14.359	41	Adam McLEAN	b	12:53:41.102	4:11.116
58	Connor BEHAN	b	12:45:15.763	4:17.872	5	Nigel MOORE	b	12:49:30.103	4:14.294	5	Nigel MOORE	b	12:53:41.310	4:11.207
5	Nigel MOORE	b	12:45:15.809	4:17.918	18	John COOKE	b	12:49:49.461	4:26.847	18	John COOKE	b	12:54:14.049	4:24.588
18	John COOKE	b	12:45:22.614	4:24.723	12	Craig GIBSON	b	12:49:50.270	4:24.854	12	Craig GIBSON	b	12:54:14.550	4:24.280
19	Paul ROBINSON	b	12:45:23.358	4:25.467	46	Sarah BOYES	b	12:50:17.983	4:40.155	21	Lorenzo TIVERON	b	12:54:51.236	4:32.907
12	Craig GIBSON	b	12:45:25.416	4:27.525	21	Lorenzo TIVERON	b	12:50:18.329	4:39.644	46	Sarah BOYES	b	12:54:56.970	4:38.987
46	Sarah BOYES	b	12:45:37.828	4:39.937	14	Jack SANDS	b	12:50:18.564	4:40.278	14	Jack SANDS	b	12:54:57.219	4:38.655
14	Jack SANDS	b	12:45:38.286	4:40.395	67	Gavin BROWN	c	12:50:39.535	4:29.605	67	Gavin BROWN	c	12:55:05.037	4:25.502
21	Lorenzo TIVERON	b	12:45:38.685	4:40.794	15	Peter McKILLOP	b	12:50:41.357	4:51.519	57	Yvonne MONTGOMERY	c	12:55:26.721	4:34.396
15	Peter McKILLOP	b	12:45:49.838	4:51.947	30	Jerry COLEMAN	b	12:50:47.614	4:50.019	15	Peter McKILLOP	b	12:55:28.025	4:46.668
30	Jerry COLEMAN	b	12:45:57.595	4:59.704	57	Yvonne MONTGOMERY	c	12:50:52.325	4:36.236	47	Davie BLACK	c	12:55:44.539	4:43.179
27	Laird SHINGLETON	b	12:46:01.809	5:03.918	47	Davie BLACK	c	12:51:01.360	4:42.989	16	Adrian LOGUE	c	12:55:44.767	4:40.417
67	Gavin BROWN	c	12:46:09.930	4:32.829	27	Laird SHINGLETON	b	12:51:02.311	5:00.502	11	David HOWARD (B)	c	12:55:47.851	4:43.658
57	Yvonne MONTGOMERY	c	12:46:16.089	4:38.988	11	David HOWARD (B)	c	12:51:04.193	4:40.538	35	Darren DUNCAN	c	12:55:55.111	4:44.478
47	Davie BLACK	c	12:46:18.371	4:41.270	16	Adrian LOGUE	c	12:51:04.350	4:38.778	26	Roy BEATTIE	c	12:56:27.283	4:54.288
11	David HOWARD (B)	c	12:46:23.655	4:46.554	35	Darren DUNCAN	c	12:51:10.633	4:41.379					
16	Adrian LOGUE	c	12:46:25.572	4:48.471	37	Stephen CARR	c	12:51:18.343	4:49.409					
37	Stephen CARR	c	12:46:28.934	4:51.833	26	Roy BEATTIE	c	12:51:32.995	4:56.430					
35	Darren DUNCAN	c	12:46:29.254	4:52.153										
71	Mark JOHNSON	c	12:46:33.783	4:56.682										
26	Roy BEATTIE	c	12:46:36.565	4:59.464										

METZELER ULSTER GRAND PRIX

ULTRA-LIGHTWEIGHT & LIGHTWEIGHT

Race 3 - Wash 'n' Dash Ultra-Lightweight / Lightweight (5 laps)

LAP CHART



4

No	Name	Gp	Time of Day	Lap Time
2	Sam WILSON	c	12:55:52.088	3:52.762
48	Neil KERNOHAN	a	12:56:04.451	3:54.089
98	Paul OWEN	a	12:56:11.178	3:54.955
52	James COWTON	a	12:56:11.211	3:55.345
78	Michal DOKOUPIL	a	12:56:32.534	4:02.803
49	Callum LAIDLAW	a	12:57:01.130	4:09.477
23	Stephen MORRISON	a	12:57:18.757	4:12.905
20	Christian ELKIN	b	12:57:28.294	4:07.721
22	Derek WILKIE	a	12:57:41.067	4:19.029
83	Andy McALLISTER	a	12:57:41.170	4:18.391
42	John McALLISTER	a	12:57:41.460	4:18.964
58	Connor BEHAN	b	12:57:53.337	4:12.730
5	Nigel MOORE	b	12:57:54.141	4:12.831
10	Mark SHIELDS	a	12:58:04.946	4:24.258
25	David MURPHY	a	12:58:05.058	4:24.983
18	John COOKE	b	12:58:40.402	4:26.353
12	Craig GIBSON	b	12:58:40.482	4:25.932
21	Lorenzo TIVERON	b	12:59:22.674	4:31.438
67	Gavin BROWN	c	12:59:30.199	4:25.162
14	Jack SANDS	b	12:59:35.468	4:38.249
46	Sarah BOYES	b	12:59:37.306	4:40.336
57	Yvonne MONTGOMERY	c	12:59:59.748	4:33.027
15	Peter McKILLOP	b	13:00:12.325	4:44.300
16	Adrian LOGUE	c	13:00:20.540	4:35.773
47	Davie BLACK	c	13:00:24.621	4:40.082
11	David HOWARD (B)	c	13:00:29.811	4:41.960
35	Darren DUNCAN	c	13:00:37.770	4:42.659

5

No	Name	Gp	Time of Day	Lap Time
2	Sam WILSON	c	12:59:50.596	3:58.508
48	Neil KERNOHAN	a	12:59:59.742	3:55.291
52	James COWTON	a	13:00:07.991	3:56.780
98	Paul OWEN	a	13:00:08.127	3:56.949
78	Michal DOKOUPIL	a	13:00:36.552	4:04.018
49	Callum LAIDLAW	a	13:01:10.681	4:09.551
23	Stephen MORRISON	a	13:01:34.818	4:16.061
20	Christian ELKIN	b	13:01:39.064	4:10.770
83	Andy McALLISTER	a	13:01:58.640	4:17.470
22	Derek WILKIE	a	13:01:59.196	4:18.129
42	John McALLISTER	a	13:01:59.448	4:17.988
58	Connor BEHAN	b	13:02:07.335	4:13.998
5	Nigel MOORE	b	13:02:07.512	4:13.371
10	Mark SHIELDS	a	13:02:24.610	4:19.664
25	David MURPHY	a	13:02:25.034	4:19.976
12	Craig GIBSON	b	13:03:05.318	4:24.836
21	Lorenzo TIVERON	b	13:03:53.746	4:31.072
67	Gavin BROWN	c	13:03:54.287	4:24.088
14	Jack SANDS	b	13:04:10.988	4:35.520
46	Sarah BOYES	b	13:04:12.278	4:34.972

METZELER ULSTER GRAND PRIX

ULTRA-LIGHTWEIGHT & LIGHTWEIGHT

Race 3 - Wash 'n' Dash Ultra-Lightweight / Lightweight (5 laps)

SECTOR ANALYSIS

Perfect Lap (sum of best sectors) = 3:50.160



SECTOR 1 FINISH - TULLYRUSK			SECTOR 2 TULLYRUSK - JORDAN'S			SECTOR 3 JORDAN'S - FINISH			IDEAL / BEST COMPARISON			
Pos	No	Name	Time	No	Name	Time	Pos	No	Name	Ideal Time	Best Tim	Diff
1	2	Sam WILSON	1:01.479	2	Sam WILSON	1:19.386	2	2	Sam WILSON	3:50.160	3:50.533	0.373
2	98	Paul OWEN	1:02.658	48	Neil KERNOHAN	1:20.454	48	48	Neil KERNOHAN	3:53.809	3:53.999	0.190
3	52	James COWTON	1:02.990	52	James COWTON	1:20.960	52	98	Paul OWEN	3:54.899	3:54.955	0.056
4	48	Neil KERNOHAN	1:03.202	98	Paul OWEN	1:21.108	98	52	James COWTON	3:54.940	3:55.345	0.405
5	78	Michal DOKOUPIL	1:04.978	78	Michal DOKOUPIL	1:22.940	78	78	Michal DOKOUPIL	4:00.296	4:02.347	2.051
6	20	Christian ELKIN	1:06.470	20	Christian ELKIN	1:24.546	20	20	Christian ELKIN	4:05.744	4:06.315	0.571
7	49	Callum LAIDLAW	1:06.629	9	Paul JORDAN	1:25.239	9	49	Callum LAIDLAW	4:08.056	4:08.643	0.587
8	42	John McALLISTER	1:07.053	49	Callum LAIDLAW	1:25.845	58	58	Connor BEHAN	4:10.379	4:10.637	0.258
9	83	Andy McALLISTER	1:07.492	5	Nigel MOORE	1:26.304	49	41	Adam McLEAN	4:11.116	4:11.116	0.000
10	22	Derek WILKIE	1:07.660	58	Connor BEHAN	1:26.589	5	5	Nigel MOORE	4:10.950	4:11.207	0.257
11	41	Adam McLEAN	1:07.718	23	Stephen MORRISON	1:26.646	41	23	Stephen MORRISON	4:11.683	4:11.683	0.000
12	23	Stephen MORRISON	1:07.891	41	Adam McLEAN	1:27.276	23	42	John McALLISTER	4:15.979	4:17.116	1.137
13	58	Connor BEHAN	1:08.303	83	Andy McALLISTER	1:27.957	10	83	Andy McALLISTER	4:15.217	4:17.430	2.213
14	5	Nigel MOORE	1:08.664	22	Derek WILKIE	1:28.044	25	22	Derek WILKIE	4:15.774	4:17.652	1.878
15	10	Mark SHIELDS	1:10.129	42	John McALLISTER	1:28.404	83	10	Mark SHIELDS	4:19.421	4:19.664	0.243
16	33	Alan JOHNSTON	1:10.592	25	David MURPHY	1:29.310	22	25	David MURPHY	4:19.976	4:19.976	0.000
17	25	David MURPHY	1:10.973	12	Craig GIBSON	1:29.428	42	33	Alan JOHNSTON	4:21.734	4:21.734	0.000
18	12	Craig GIBSON	1:11.266	19	Paul ROBINSON	1:29.959	18	67	Gavin BROWN	4:23.133	4:24.088	0.955
19	67	Gavin BROWN	1:11.434	10	Mark SHIELDS	1:29.987	33	12	Craig GIBSON	4:22.165	4:24.280	2.115
20	18	John COOKE	1:11.839	33	Alan JOHNSTON	1:30.046	67	18	John COOKE	4:22.898	4:24.588	1.690
21	47	Davie BLACK	1:12.601	18	John COOKE	1:30.388	12	21	Lorenzo TIVERON	4:30.817	4:31.072	0.255
22	57	Yvonne MONTGOMER	1:12.966	67	Gavin BROWN	1:30.454	19	57	Yvonne MONTGOMER	4:33.027	4:33.027	0.000
23	46	Sarah BOYES	1:13.167	21	Lorenzo TIVERON	1:33.656	21	46	Sarah BOYES	4:34.972	4:34.972	0.000
24	21	Lorenzo TIVERON	1:13.229	14	Jack SANDS	1:34.864	57	14	Jack SANDS	4:35.434	4:35.520	0.086
25	11	David HOWARD (B)	1:13.554	57	Yvonne MONTGOMER	1:35.094	16	16	Adrian LOGUE	4:35.504	4:35.773	0.269
26	16	Adrian LOGUE	1:13.697	46	Sarah BOYES	1:35.574	14	47	Davie BLACK	4:38.307	4:40.082	1.775
27	14	Jack SANDS	1:14.553	16	Adrian LOGUE	1:36.302	46	11	David HOWARD (B)	4:40.469	4:40.538	0.069
28	35	Darren DUNCAN	1:14.888	47	Davie BLACK	1:36.370	11	35	Darren DUNCAN	4:41.379	4:41.379	0.000
29	15	Peter McKILLOP	1:15.478	35	Darren DUNCAN	1:36.945	47	15	Peter McKILLOP	4:43.336	4:44.300	0.964
30	37	Stephen CARR	1:16.035	15	Peter McKILLOP	1:37.849	35	37	Stephen CARR	4:48.507	4:49.409	0.902
31	26	Roy BEATTIE	1:16.456	11	David HOWARD (B)	1:37.869	30	30	Jerry COLEMAN	4:50.019	4:50.019	0.000
32	27	Laird SHINGLETON	1:20.235	30	Jerry COLEMAN	1:39.313	15	26	Roy BEATTIE	4:51.854	4:54.288	2.434
33	30	Jerry COLEMAN	1:20.891	37	Stephen CARR	1:39.798	71	27	Laird SHINGLETON	4:59.689	5:00.502	0.813
				26	Roy BEATTIE	1:41.171	37					
				71	Mark JOHNSON	1:42.486	26					
				27	Laird SHINGLETON	1:44.475	27					

METZELER ULSTER GRAND PRIX

ULTRA-LIGHTWEIGHT & LIGHTWEIGHT

Race 3 - Wash 'n' Dash Ultra-Lightweight / Lightweight (5 laps)

Saturday, 08 August 2015



SPEED TRAP ON FLYING KILO

Class	No/Nam	Fastest	Lap 1	Lap 2	Lap 3	Lap 4	Lap 5	Lap 6	Lap 7	Lap 8	Lap 9	Lap 10	Lap 11	Lap 12
LWT	2 Sam WILSON	154.1	144.8	152.3	152.3	151.3	154.1							
LWT	98 Paul OWEN	151.3	136.3	150.3	151.3	150.0	149.0							
LWT	52 James COWTON	149.6	140.0	149.6	148.6	143.6	148.6							
LWT	42 John McALLISTER	146.7	120.0	146.7	145.4	135.7	145.4							
LWT	48 Neil KERNOHAN	144.5	138.0	144.5	143.9	144.5	142.7							
LWT	83 Andy McALLISTER	142.3	131.2	142.3	140.3	142.3	140.6							
LWT	78 Michal DOKOUPIL	140.9	132.8	140.9	140.3	139.7	139.7							
LWT	22 Derek WILKIE	139.4	132.8	136.9	137.1	139.4	136.6							
LWT	49 Callum LAIDLAW	139.1	135.7	136.3	139.1	130.5	137.7							
LWT	10 Mark SHIELDS	136.6	128.7	136.0	136.6	122.0	134.1							
LWT	23 Stephen MORRISON	135.7	132.8	135.7	134.4	133.6	134.4							
ULW	20 Christian ELKIN	134.1	126.1	134.1	133.3	132.5	131.2							
LWT	11 David HOWARD (B)	134.1	119.8	131.2	131.0	134.1								
LWT	47 Davie BLACK	132.8	124.7	129.7	130.5	132.8								
ULW	5 Nigel MOORE	132.5	128.0	128.2	131.5	132.5	123.3							
LWT	25 David MURPHY	130.7	127.5	130.7	127.5	127.3	130.7							
ULW	58 Connor BEHAN	130.7	124.9	128.7	130.7	126.3	124.9							
ULW	9 Paul JORDAN	130.7	130.7											
LWT	57 Yvonne MONTGOMERY	130.2	123.5	129.2	130.2	128.5								
ULW	41 Adam McLEAN	130.2	128.5	129.7	130.2									
LWT	67 Gavin BROWN	129.0	123.3	129.0	129.0	128.7	128.0							
ULW	21 Lorenzo TIVERON	128.2	125.6	127.0	128.2	124.9	125.6							
ULW	46 Sarah BOYES	128.2	126.3	128.2	127.3	126.8	128.0							
ULW	12 Craig GIBSON	127.5	126.3	126.3	126.6	127.5	126.8							
LWT	33 Alan JOHNSTON	127.0	125.9	123.5	127.0									
ULW	18 John COOKE	126.8	124.2	126.8	126.6	125.6								
LWT	16 Adrian LOGUE	126.6	115.3	126.3	119.6	126.6								
ULW	14 Jack SANDS	125.6	120.9	123.3	125.6	124.9	119.8							
ULW	19 Paul ROBINSON	124.5	124.5											
LWT	35 Darren DUNCAN	124.0	121.8	124.0	122.9	122.9								
LWT	37 Stephen CARR	122.6	117.5	122.6										
ULW	15 Peter McKILLOP	122.2	118.5	120.2	121.3	122.2								
ULW	30 Jerry COLEMAN	119.6	115.7	119.6										
LWT	26 Roy BEATTIE	117.3	114.9	116.5	117.3									
ULW	27 Laird SHINGLETON	115.7	111.1	115.7										
LWT	71 Mark JOHNSON	115.5	115.5											

