



Wednesday 5th – Saturday 8th August 2015

promoted by
Dundrod & District Motorcycle Club
www.ulstergrandprix.net



SUPERBIKE

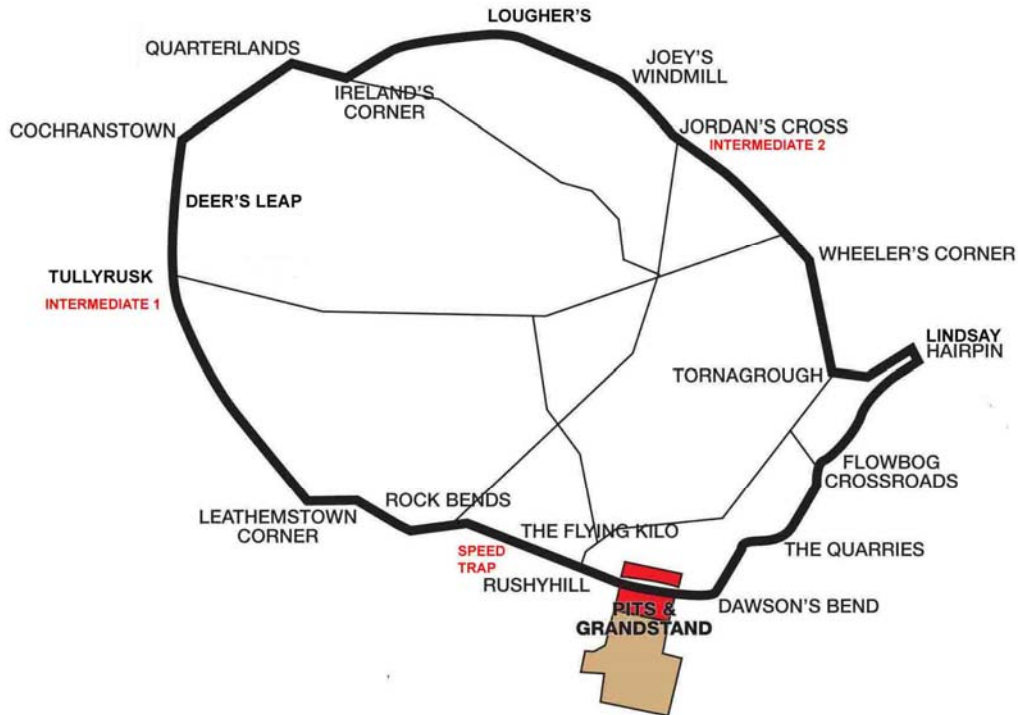
Smart flies
Aer Lingus 



LCCC
Lisburn &
Castlereagh
City Council



Dundrod Circuit 7.4011 miles



LAP RECORDS

Class	Name	Machine	m s	mph	Year
125cc	William Dunlop	Honda	3 55.017	113.370	2009
Moto 3 (250cc 4/s)	Christian Elkin	Honda	4 06.683	108.009	2013
250cc	Darran Lindsay	Honda	3 38.634	121.866	2006
400cc	Jason Griffiths	Yamaha	3 58.43	111.748	2003
Moto 450	Paul Owen	Yamaha	4 36.889	96.226	2011
Supertwin	Ivan Lintin	Kawasaki	3 44.398	118.735	2014
Supersport	Michael Dunlop	Yamaha	3 27.187	128.599	2010
Superstock	Ian Hutchinson	Honda	3 21.599	132.163	2010
Superbike	Bruce Anstey (NZ)	Suzuki	3 18.870	133.977	2010
Challenge Superbike	Peter Hickman	BMW	3 24.303	130.414	2014
National 750cc	Lee Johnston	Honda 600	3 36.269	123.198	2012

MOST WINS at the ULSTER GP

Joey Dunlop	24	1979 - 99	(125 - 2, 250 - 7, 500 - 3, Superbike - 8, F1 - 4)
Ian Lougher	18	1998 - 13	(125 - 4, 250 - 3, Supersport - 3, Superstock - 2, Superbike - 6)
Phillip McCallen	14	1991 - 96	(250 - 6, 400 - 1, Supersport - 3, Superbike - 4)
Guy Martin	11	2006 - 13	(Supersport - 4, Superbike - 7)
Bruce Anstey (NZ)	10	2003 - 14	(Supersport - 3, Prod'n 600 - 1, Superstock - 2, Superbike - 4)
Brian Reid	9	1983 - 92	(250 - 4, 350 - 2, 400 - 1, F2 - 1, Supersport - 1)
Robert Dunlop	9	1990 - 03	(125 - 7, Superbike - 2)
Ryan Farquhar	9	2002 - 12	(400 - 1, Supertwin - 4, Supersport - 2, Superstock - 2)
Stanley Woods	7	1924 - 39	(350 - 1, 500 - 4, Over 600 - 2)
Mike Hailwood	7	1959 - 67	(125 - 1, 250 - 1, 350 - 1, 500 - 4)
Giacomo Agostini (I)	7	1967 - 70	(350 - 4, 500 - 3)
Ray McCullough	7	1971 - 82	(250 - 3, 350 - 4)
Bob Jackson	7	1993 - 97	(SSP - 1, Classic 250 - 3, Classic 500 - 3)
William Dunlop	7	2007 - 13	(125 - 2, 250 - 2, Supersport - 3)
John Surtees	6	1955 - 60	(250 - 1, 350 - 3, 500 - 2)
John Williams	6	1973 - 78	(250 - 1, 350 - 1, 500 - 3, Superbike - 1)
Bill Swallow	6	1994 - 00	(Classic 350 - 3, Classic 500 - 3)
Michael Dunlop	6	2011 - 13	(Supersport - 2, Superstock - 3, Superbike - 1)

MOST WINS at the DUNDROD 150

Joey Dunlop	24	1976 - 94	(125 - 1, 250 - 5, 350 - 2, 500 - 3, Superbike - 13)
Bob Jackson	11	1981 - 98	(250 - 1, Supersport - 2, Superbike - 4, Classic - 4)
Ray McCullough	10	1965 - 82	(250 - 7, 350 - 3)

**Qualifying cancelled
due to poor visibility
between Wheeler's and Hairpin**

METZELER ULSTER GRAND PRIX SUPERBIKE

Second Qualifying
Thursday, 06 August 2015



Qualifying Time **3:57.847** Qualifying Speed **112.021**

----- Best Lap -----
Time Behind Speed On Total Laps Qualifying Laps


Pos	Class	No	Name	Machine / Sponsor	Time	Behind	Speed	On	Total Laps	Qualifying Laps
Qualifying Classification										
1	SBK	4	Guy MARTIN	BMW - Tyco BMW Motorrad Racing	3:21.489		132.235	12	12	9
2	SBK	5	Bruce ANSTEY	Honda - Valvoline Racing by Padgetts	3:21.758	0.269	132.059	6	8	6
3	SBK	9	Ian HUTCHINSON	Kawasaki - PBM Kawasaki	3:21.896	0.407	131.969	10	10	6
4	SBK	60	Peter HICKMAN	BMW - Briggs Equipment BMW	3:21.943	0.454	131.938	9	10	7
5	SBK	13	Lee JOHNSTON	BMW - ECR/Burdens	3:22.949	1.460	131.284	6	9	7
6	SBK	6	William DUNLOP	BMW - Tyco BMW Motorrad Racing	3:22.986	1.497	131.260	9	11	9
7	SBK	1	Michael DUNLOP	BMW - Buildbase BMW Motorrad	3:23.764	2.275	130.759	9	9	4
8	SBK	2	Dean HARRISON	Yamaha - Mar-Train Racing	3:23.845	2.356	130.707	9	11	9
9	SBK	24	Keith AMOR	BMW - Rig Deluge Road Racing	3:23.873	2.384	130.689	7	9	7
10	SBK	7	Dan KNEEN	Honda - Valvoline Racing by Padgetts	3:23.894	2.405	130.676	9	11	8
11	SBK	10	Conor CUMMINS	Honda - Honda Racing	3:25.097	3.608	129.909	10	10	5
12	SBK	15	Ivan LINTIN	Kawasaki - RC Express Racing	3:26.258	4.769	129.178	9	10	6
13	SBK	72	David JOHNSON	BMW - Ice Valley by Motorsave Trade	3:26.893	5.404	128.781	12	12	9
14	SBK	51	Derek SHEILS	Kawasaki - BikeBitsNI Racing	3:27.780	6.291	128.232	9	10	6
15	SBK	66	Russ MOUNTFORD	Kawasaki - Silicone Engineering	3:27.875	6.386	128.173	4	11	7
16	SBK	12	Daniel COOPER	Honda - Cooper Racing/Space Centre	3:31.139	9.650	126.192	11	12	9
17	SBK	27	Phillip CROWE	BMW - Handtrans/Sheffpack	3:31.255	9.766	126.122	10	11	7
18	SBK	77	Mark GOODINGS	Kawasaki - IPG Power Generation	3:31.262	9.773	126.118	9	10	7
19	SBK	104	Daley MATHISON	Suzuki - Hol-Taj Suzuki	3:31.421	9.932	126.023	11	11	8
20	SBK	52	James COWTON	Honda - VRS Racing	3:31.708	10.219	125.852	3	5	3
21	SBK	11	Paul SHOESMITH	BMW - Ice Valley by Motorsave Trade	3:31.924	10.435	125.724	4	11	8
22	SBK	61	John WALSH	BMW - Nolan Racing	3:31.947	10.458	125.710	3	7	5
23	SBK	86	Derek MCGEE	Kawasaki - McGee Racing	3:32.654	11.165	125.293	4	4	3
24	SBK	97	Seamus ELLIOTT	Honda - Wilson Craig Racing	3:32.706	11.217	125.262	7	8	6
25	SBK	76	Horst SAIGER	Kawasaki - Team ILR	3:33.473	11.984	124.812	9	10	6
26	SBK	26	Ben WYLIE	Bimota - Bimota UK	3:34.697	13.208	124.100	2	10	7
27	SBK	14	Tom McHALE	Honda	3:34.960	13.471	123.948	9	9	6
28	SBK	53	Jonathan HOWARTH	Honda - DTR	3:35.913	14.424	123.401	8	9	6
29	SBK	80	Darren COOPER	Kawasaki - Flue Stox	3:36.872	15.383	122.856	4	9	6
30	SBK	47	Alistair KIRK	Kawasaki - AKR / McCurry Motorsport	3:36.933	15.444	122.821	8	10	6
31	SBK	25	Fabrice MIGUET	Kawasaki - Optimark Road Racing	3:37.043	15.554	122.759	9	11	8
32	SBK	56	John INGRAM	Kawasaki - Morello Racing	3:37.091	15.602	122.732	11	11	8
33	SBK	82	Xavier DENIS	Kawasaki - Optimark Road Racing	3:37.453	15.964	122.527	5	6	4
34	SBK	37	Nuno CAETANO	Kawasaki - KS Team of Portugal	3:37.789	16.300	122.338	3	5	3
35	SBK	30	Jochem van den HOEK	Yamaha	3:38.049	16.560	122.193	8	9	5
36	SBK	17	Dave HEWSON	Bimota - Bimota UK	3:39.939	18.450	121.142	9	9	6
37	SBK	71	Davy MORGAN	Honda - Magic Bullet CSC Racing	3:41.204	19.715	120.450	4	7	4
38	SBK	50	Gavin LUPTON	Honda	3:41.728	20.239	120.165	8	9	6
39	SBK	75	Stephen McKNIGHT	Honda	3:42.260	20.771	119.877	8	11	8
40	SBK	57	Forest DUNN	Kawasaki	3:45.558	24.069	118.125	2	4	3
41	SBK	59	Gareth EVANS	Suzuki - Joe Evans Garage	3:45.831	24.342	117.982	8	8	6
42	SBK	49	Callum LAIDLAW	Suzuki 750 - Shay D Racing	3:46.459	24.970	117.655	8	9	6
43	SBK	40	Matthew REES	Kawasaki - GT Superbikes	3:47.582	26.093	117.074	2	5	3
44	SBK	67	Gary MILLER	Honda	3:49.063	27.574	116.317	9	10	7
45	SBK	19	George SPENCE	Honda - Dod Spence Racing	3:49.218	27.729	116.239	7	9	6
46	SBK	125	David MURPHY	Ducati 1199	3:49.226	27.737	116.234	9	10	6
47	SBK	20	Hubert KALTHUBER	BMW	3:50.348	28.859	115.668	7	8	3
48	SBK	29	Eric WILSON	BMW	3:50.788	29.299	115.448	8	9	5
49	SBK	43	Andrew SELLARS	Honda	3:51.467	29.978	115.109	9	9	6
50	SBK	23	Andrew TAYLOR	BMW - Reid Plastering	3:52.188	30.699	114.752	8	10	6

Non Qualifiers

SBK	34	Brian McCORMACK	Honda - TAG Racing	3:32.423	10.934	125.429	5	5	1
SBK	42	Andy LAWSON	Kawasaki - Shirlaw's Motorcycles	3:47.155	25.666	117.294	4	4	1
SBK	84	Maria COSTELLO	BMW - ESM/Hol-Taj	3:52.844	31.355	114.428	2	3	1
SBK	33	Paul CRANSTON	Suzuki - P & J Fuel Haulage	3:56.160	34.671	112.822	2	2	1
SBK	73	Trevor MATTHEWSON	Suzuki 750 - Strangford Holiday Park	4:08.213	46.724	107.343	9	9	0
SBK	21	Alan CONNOR	Suzuki - Connor Racing	7:05.087	3:43.598	62.679	2	3	0

Provisional result to be confirmed by the Stewards of the Meeting subject to completion of technical inspections & the time limit for protests

Page 1 / 1

Circuit	Dundrod	Signed	Organising Club	Dundrod & District MCC
Length(miles)	7.4011		Qualifying Started	16:14
Weather	Cloudy	Chief Timekeeper		
Track	Dry	Issued At: 17:51		



METZELER ULSTER GRAND PRIX

SUPERBIKE

Second Qualifying

Thursday, 06 August 2015

DETAILED SECTOR ANALYSIS



Qualifying Classification

Position

1 4 Guy MARTIN

SBK Behind

Best Time **3:21.489** Best Speed **132.235** On **12** Gp

Lap	Lap Time	Lap Speed	Sector 1	Sector 2	Sector 3	Speed Trap
1	4:00.790	108.786		1:12.702	1:21.046	172.2
2	3:23.372	131.011	53.746	1:10.167	1:19.459	186.0
3	3:24.206	130.476	53.395	1:11.079	1:19.732	186.5
4	3:22.363	131.664	53.366	1:09.700	1:19.297	187.6
5	3:23.500	130.929	53.172	1:09.731	1:20.597	189.7
6	39:51.910	11.139	53.414	1:10.140	37:48.356	185.5
7	15:10.723	29.256		1:15.528	1:22.385	175.3
8	3:26.468	129.046	53.923	1:11.246	1:21.299	177.7
9	3:23.871	130.690	53.196	1:09.621	1:21.054	186.5
10	3:21.888	131.974	53.137	1:09.493	1:19.258	187.6
11	3:22.016	131.890	52.973	1:09.799	1:19.244	189.1
12	3:21.489	132.235	53.100	1:09.287	1:19.102	188.6
<i>Ideal</i>	<i>3:21.362</i>	<i>132.319</i>	<i>52.973</i>	<i>1:09.287</i>	<i>1:19.102</i>	<i>189.7</i>

2 5 Bruce ANSTEY

SBK Behind **0.269**

Best Time **3:21.758** Best Speed **132.059** On **6** Gp

Lap	Lap Time	Lap Speed	Sector 1	Sector 2	Sector 3	Speed Trap
1	4:36.518	94.730		1:15.569	1:24.903	149.0
2	3:24.790	130.104	53.952	1:11.232	1:19.606	184.5
3	3:36.818	122.886	54.048	1:11.021	1:31.749	174.4
4	1:00:19.026	7.362	57:43.505	1:12.856	1:22.665	155.5
5	3:31.897	125.740	53.048	1:10.347	1:28.502	188.6
6	3:21.758	132.059	53.626	1:09.333	1:18.799	195.2
7	3:21.837	132.007	52.722	1:09.979	1:19.136	193.5
8	3:26.854	128.806	52.669	1:11.053	1:23.132	196.3
<i>Ideal</i>	<i>3:20.801</i>	<i>132.688</i>	<i>52.669</i>	<i>1:09.333</i>	<i>1:18.799</i>	<i>196.3</i>

Qualifying Classification

Position

3 9 Ian HUTCHINSON

SBK Behind **0.407**

Best Time **3:21.896** Best Speed **131.969** On **10** Gp

Lap	Lap Time	Lap Speed	Sector 1	Sector 2	Sector 3	Speed Trap
1	4:22.100	99.942		1:14.292	1:30.086	175.3
2	3:24.250	130.448	53.759	1:11.073	1:19.418	182.0
3	3:26.010	129.333	52.903	1:10.329	1:22.778	192.4
4	8:23.482	52.919	5:51.554	1:10.962	1:20.966	178.6
5	37:30.559	11.839	54.919	1:45.817	34:49.823	194.0
6	14:54.447	29.788	12:12.308	1:12.872	1:29.267	162.6
7	3:22.161	131.796	53.154	1:09.910	1:19.097	193.5
8	3:25.231	129.824	53.086	1:10.040	1:22.105	175.8
9	3:22.852	131.347	52.956	1:10.124	1:19.772	195.7
10	3:21.896	131.969	52.677	1:09.888	1:19.331	196.3
<i>Ideal</i>	<i>3:21.662</i>	<i>132.122</i>	<i>52.677</i>	<i>1:09.888</i>	<i>1:19.097</i>	<i>196.3</i>

4 60 Peter HICKMAN

SBK Behind **0.454**

Best Time **3:21.943** Best Speed **131.938** On **9** Gp

Lap	Lap Time	Lap Speed	Sector 1	Sector 2	Sector 3	Speed Trap
1	6:25.403	67.967		1:16.292	1:23.183	134.7
2	3:30.671	126.472	54.408	1:13.767	1:22.496	188.6
3	3:28.344	127.884	53.566	1:12.661	1:22.117	191.3
4	3:26.792	128.844	53.564	1:12.321	1:20.907	191.8
5	4:06.455	108.109	54.327	1:14.801	1:57.327	189.1
6	50:57.198	8.715		1:12.279	1:24.443	156.9
7	3:25.684	129.538	53.493	1:11.131	1:21.060	188.6
8	3:31.234	126.135	57.258	1:10.908	1:23.068	186.5
9	3:21.943	131.938	52.997	1:09.598	1:19.348	190.2
10	3:26.966	128.736	52.806	1:11.215	1:22.945	191.3
<i>Ideal</i>	<i>3:21.752</i>	<i>132.063</i>	<i>52.806</i>	<i>1:09.598</i>	<i>1:19.348</i>	<i>191.8</i>

METZELER ULSTER GRAND PRIX

SUPERBIKE

Second Qualifying

Thursday, 06 August 2015

DETAILED SECTOR ANALYSIS



Qualifying Classification

Position

5 13 Lee JOHNSTON

SBK Behind 1.460

Best Time 3:22.949 Best Speed 131.284 On 6 Gp

Lap	Lap Time	Lap Speed	Sector 1	Sector 2	Sector 3	Speed Trap
1	4:21.937	100.004		1:13.161	1:32.468	173.1
2	3:23.763	130.760	53.280	1:10.531	1:19.952	189.7
3	3:24.095	130.547	53.176	1:10.643	1:20.276	188.1
4	3:27.165	128.612	53.192	1:11.052	1:22.921	186.0
5	57:22.233	7.740	54:40.179	1:12.245	1:29.809	167.1
6	3:22.949	131.284	52.991	1:10.145	1:19.813	187.0
7	3:23.210	131.115	52.717	1:10.694	1:19.799	192.4
8	3:26.532	129.006	53.317	1:13.470	1:19.745	187.6
9	3:42.198	119.911	53.023	1:15.939	1:33.236	182.0
<i>Ideal</i>	<i>3:22.607</i>	<i>131.506</i>	<i>52.717</i>	<i>1:10.145</i>	<i>1:19.745</i>	<i>192.4</i>

6 6 William DUNLOP

SBK Behind 1.497

Best Time 3:22.986 Best Speed 131.260 On 9 Gp

Lap	Lap Time	Lap Speed	Sector 1	Sector 2	Sector 3	Speed Trap
1	4:21.071	100.335		1:15.430	1:29.877	176.7
2	3:26.981	128.727	54.406	1:11.294	1:21.281	188.1
3	3:25.077	129.922	53.406	1:10.929	1:20.742	191.8
4	3:24.447	130.322	53.263	1:10.676	1:20.508	195.2
5	3:47.104	117.321	55.799	1:16.044	1:35.261	190.7
6	54:15.821	8.183	51:39.661	1:12.417	1:23.743	181.5
7	3:24.804	130.095	53.564	1:10.731	1:20.509	191.8
8	3:24.788	130.105	53.785	1:10.290	1:20.713	187.6
9	3:22.986	131.260	52.853	1:10.089	1:20.044	195.2
10	3:23.016	131.241	52.952	1:10.155	1:19.909	193.5
11	3:56.521	112.649	59.631	1:20.282	1:36.608	176.3
<i>Ideal</i>	<i>3:22.851</i>	<i>131.347</i>	<i>52.853</i>	<i>1:10.089</i>	<i>1:19.909</i>	<i>195.2</i>

Qualifying Classification

Position

7 1 Michael DUNLOP

SBK Behind 2.275

Best Time 3:23.764 Best Speed 130.759 On 9 Gp

Lap	Lap Time	Lap Speed	Sector 1	Sector 2	Sector 3	Speed Trap
1	6:35.049	66.307		1:25.266	1:39.607	167.1
2	3:33.076	125.044	54.155	1:13.360	1:25.561	187.6
3	6:59.587	63.500		1:13.167	1:22.978	179.5
4	4:14.714	104.603	53.395	1:10.811	2:10.508	188.1
5	51:54.152	8.556		1:14.144	1:24.843	173.5
6	3:27.603	128.341	53.872	1:11.360	1:22.371	188.6
7	3:32.865	125.168	54.632	1:11.554	1:26.679	189.1
8	5:25.538	81.846		1:11.380	1:31.282	176.3
9	3:23.764	130.759	53.256	1:09.768	1:20.740	188.6
<i>Ideal</i>	<i>3:23.764</i>	<i>130.759</i>	<i>53.256</i>	<i>1:09.768</i>	<i>1:20.740</i>	<i>189.1</i>

8 2 Dean HARRISON

SBK Behind 2.356

Best Time 3:23.845 Best Speed 130.707 On 9 Gp

Lap	Lap Time	Lap Speed	Sector 1	Sector 2	Sector 3	Speed Trap
1	4:37.469	94.406		1:14.952	1:25.597	159.2
2	3:25.374	129.734	53.980	1:10.763	1:20.631	185.0
3	3:24.548	130.258	53.817	1:10.536	1:20.195	187.0
4	3:25.997	129.341	53.891	1:11.279	1:20.827	186.5
5	3:36.884	122.849	56.136	1:13.367	1:27.381	186.5
6	53:44.662	8.263		1:12.877	1:22.444	168.3
7	3:24.876	130.049	54.153	1:10.520	1:20.203	187.6
8	3:24.708	130.156	53.556	1:11.099	1:20.053	189.1
9	3:23.845	130.707	53.504	1:10.277	1:20.064	187.6
10	3:24.367	130.373	53.926	1:10.258	1:20.183	187.0
11	3:37.740	122.366	58.904	1:12.359	1:26.477	178.1
<i>Ideal</i>	<i>3:23.815</i>	<i>130.726</i>	<i>53.504</i>	<i>1:10.258</i>	<i>1:20.053</i>	<i>189.1</i>

METZELER ULSTER GRAND PRIX

SUPERBIKE

Second Qualifying

Thursday, 06 August 2015

DETAILED SECTOR ANALYSIS



Qualifying Classification

Position

9 24 Keith AMOR

SBK Behind 2.384

Best Time 3:23.873 Best Speed 130.689 On 7 Gp

Lap	Lap Time	Lap Speed	Sector 1	Sector 2	Sector 3	Speed Trap
1	4:12.340	103.807		1:13.291	1:22.219	170.9
2	3:29.203	127.359	54.857	1:12.720	1:21.626	180.5
3	3:27.661	128.305	54.285	1:11.887	1:21.489	185.5
4	3:31.239	126.132	54.625	1:11.553	1:25.061	186.0
5	57:12.568	7.762		1:13.336	1:24.446	171.3
6	3:28.803	127.603	54.361	1:12.606	1:21.836	188.6
7	3:23.873	130.689	53.350	1:10.911	1:19.612	185.5
8	3:25.770	129.484	53.336	1:11.687	1:20.747	185.5
9	3:45.926	117.932	57.467	1:16.827	1:31.632	185.5
<i>Ideal</i>	<i>3:23.859</i>	<i>130.698</i>	<i>53.336</i>	<i>1:10.911</i>	<i>1:19.612</i>	<i>188.6</i>

10 7 Dan KNEEN

SBK Behind 2.405

Best Time 3:23.894 Best Speed 130.676 On 9 Gp

Lap	Lap Time	Lap Speed	Sector 1	Sector 2	Sector 3	Speed Trap
1	4:37.223	94.490		1:15.728	1:25.786	158.1
2	3:27.497	128.406	54.560	1:12.287	1:20.650	188.6
3	3:28.359	127.875	54.674	1:11.848	1:21.837	186.5
4	3:34.615	124.148	56.195	1:12.396	1:26.024	181.5
5	42:03.086	10.560		1:57.359	33:34.706	110.2
6	15:02.876	29.510		1:14.808	1:23.500	143.6
7	3:26.898	128.778	55.250	1:11.148	1:20.500	187.6
8	3:26.368	129.109	54.765	1:11.499	1:20.104	170.9
9	3:23.894	130.676	53.744	1:10.298	1:19.852	187.6
10	3:26.934	128.756	53.407	1:10.709	1:22.818	188.1
11	3:30.011	126.869	54.457	1:11.025	1:24.529	185.0
<i>Ideal</i>	<i>3:23.557</i>	<i>130.892</i>	<i>53.407</i>	<i>1:10.298</i>	<i>1:19.852</i>	<i>188.6</i>

Qualifying Classification

Position

11 10 Conor CUMMINS

SBK Behind 3.608

Best Time 3:25.097 Best Speed 129.909 On 10 Gp

Lap	Lap Time	Lap Speed	Sector 1	Sector 2	Sector 3	Speed Trap
1	4:22.950	99.618		1:13.851	1:22.967	169.6
2	3:25.390	129.724	54.470	1:11.108	1:19.812	183.0
3	3:28.438	127.827	53.724	1:10.601	1:24.113	188.1
4	6:42.217	66.243		1:12.880	1:22.224	168.7
5	40:10.506	11.053	54.867	1:10.636	38:05.003	180.5
6	14:51.632	29.882		1:12.241	1:25.886	162.2
7	8:02.207	55.254		1:13.530	1:20.337	167.1
8	3:26.176	129.229	54.172	1:10.283	1:21.721	184.5
9	3:29.688	127.065	54.400	1:12.903	1:22.385	182.0
10	3:25.097	129.909	54.253	1:10.380	1:20.464	184.0
<i>Ideal</i>	<i>3:23.819</i>	<i>130.724</i>	<i>53.724</i>	<i>1:10.283</i>	<i>1:19.812</i>	<i>188.1</i>

12 15 Ivan LINTIN

SBK Behind 4.769

Best Time 3:26.258 Best Speed 129.178 On 9 Gp

Lap	Lap Time	Lap Speed	Sector 1	Sector 2	Sector 3	Speed Trap
1	4:38.016	94.220		1:15.200	1:25.338	161.5
2	3:27.572	128.360	54.114	1:12.277	1:21.181	181.0
3	3:34.779	124.053	54.222	1:13.414	1:27.143	187.6
4	5:36.484	79.183		1:13.103	1:24.124	174.4
5	4:19.288	102.758	54.532	1:12.555	2:12.201	191.3
6	50:19.664	8.823	47:43.225	1:12.543	1:23.896	165.8
7	3:26.722	128.888	53.733	1:11.663	1:21.326	189.1
8	3:26.365	129.111	53.834	1:11.077	1:21.454	186.5
9	3:26.258	129.178	53.962	1:11.422	1:20.874	192.4
10	3:40.743	120.701	56.585	1:13.699	1:30.459	186.5
<i>Ideal</i>	<i>3:25.684</i>	<i>129.538</i>	<i>53.733</i>	<i>1:11.077</i>	<i>1:20.874</i>	<i>192.4</i>



METZELER ULSTER GRAND PRIX

SUPERBIKE

Second Qualifying

Thursday, 06 August 2015

DETAILED SECTOR ANALYSIS



Qualifying Classification

Position

13 72 David JOHNSON

SBK Behind 5.404

Best Time 3:26.893 Best Speed 128.781 On 12 Gp

Lap	Lap Time	Lap Speed	Sector 1	Sector 2	Sector 3	Speed Trap
1	4:48.014	90.949		1:15.880	1:27.359	158.1
2	3:31.533	125.957	55.063	1:13.841	1:22.629	184.0
3	3:30.622	126.501	55.403	1:12.908	1:22.311	184.0
4	3:28.040	128.071	54.613	1:11.896	1:21.531	184.0
5	3:27.666	128.302	54.565	1:11.889	1:21.212	183.5
6	38:31.224	11.528	57.069	1:15.907	36:18.248	183.0
7	17:20.519	25.606	14:37.879	1:16.560	1:26.080	154.1
8	3:27.985	128.105	54.320	1:12.406	1:21.259	186.0
9	3:27.138	128.629	54.086	1:12.273	1:20.779	186.0
10	3:29.899	126.937	54.065	1:11.829	1:24.005	187.0
11	3:27.505	128.402	54.625	1:11.768	1:21.112	185.5
12	3:26.893	128.781	53.744	1:11.443	1:21.706	186.0
<i>Ideal</i>	3:25.966	129.361	53.744	1:11.443	1:20.779	187.0

14 51 Derek SHEILS

SBK Behind 6.291

Best Time 3:27.780 Best Speed 128.232 On 9 Gp

Lap	Lap Time	Lap Speed	Sector 1	Sector 2	Sector 3	Speed Trap
1	4:33.676	95.714		1:17.192	1:23.643	158.4
2	3:30.331	126.676	55.765	1:13.136	1:21.430	180.5
3	3:37.806	122.329	55.023	1:13.122	1:29.661	181.5
4	6:44.042	65.944		1:14.758	1:22.955	165.0
5	39:08.161	11.347	55.763	1:12.956	36:59.442	180.5
6	20:18.163	21.872		1:19.595	1:26.280	154.4
7	3:31.307	126.091	55.943	1:12.116	1:23.248	175.3
8	3:28.370	127.869	54.480	1:12.810	1:21.080	0.0
9	3:27.780	128.232	54.632	1:12.376	1:20.772	180.5
10	3:28.335	127.890	55.153	1:11.630	1:21.552	183.0
<i>Ideal</i>	3:26.882	128.788	54.480	1:11.630	1:20.772	183.0

Qualifying Classification

Position

15 66 Russ MOUNTFORD

SBK Behind 6.386

Best Time 3:27.875 Best Speed 128.173 On 4 Gp

Lap	Lap Time	Lap Speed	Sector 1	Sector 2	Sector 3	Speed Trap
1	4:28.662	97.501		1:15.129	1:23.914	158.4
2	3:31.598	125.918	54.995	1:12.906	1:23.697	186.5
3	3:28.159	127.998	54.773	1:12.049	1:21.337	185.0
4	3:27.875	128.173	54.608	1:11.976	1:21.291	186.0
5	3:28.821	127.592	54.764	1:12.306	1:21.751	184.5
6	38:59.737	11.388	55.381	1:12.859	36:51.497	182.0
7	16:50.936	26.356		1:15.881	1:21.980	170.5
8	3:56.749	112.541	54.609	1:12.472	1:49.668	185.0
9	6:50.241	64.947		1:12.126	1:22.432	173.1
10	3:28.455	127.816	54.805	1:12.026	1:21.624	180.5
11	3:28.339	127.888	54.751	1:11.895	1:21.693	185.0
<i>Ideal</i>	3:27.794	128.223	54.608	1:11.895	1:21.291	186.5

16 12 Daniel COOPER

SBK Behind 9.650

Best Time 3:31.139 Best Speed 126.192 On 11 Gp

Lap	Lap Time	Lap Speed	Sector 1	Sector 2	Sector 3	Speed Trap
1	4:59.210	87.546		1:20.894	1:28.118	154.8
2	3:36.495	123.070	56.721	1:15.724	1:24.050	173.1
3	3:38.102	122.163	57.653	1:16.719	1:23.730	171.8
4	3:35.946	123.383	55.990	1:16.429	1:23.527	181.5
5	3:33.673	124.695	56.233	1:14.054	1:23.386	179.5
6	37:45.395	11.761	58.543	1:40.961	35:05.891	180.0
7	14:56.069	29.734	12:13.280	1:17.184	1:25.605	151.6
8	3:34.550	124.185	56.475	1:14.591	1:23.484	174.9
9	3:32.178	125.574	55.646	1:14.165	1:22.367	177.7
10	3:31.385	126.045	55.698	1:13.346	1:22.341	181.5
11	3:31.139	126.192	55.866	1:13.493	1:21.780	179.5
12	3:37.519	122.490	55.438	1:12.869	1:29.212	180.0
<i>Ideal</i>	3:30.087	126.823	55.438	1:12.869	1:21.780	181.5

METZELER ULSTER GRAND PRIX

SUPERBIKE

Second Qualifying

Thursday, 06 August 2015

DETAILED SECTOR ANALYSIS



Qualifying Classification

Position

17	27 Phillip CROWE	SBK	Behind	9.766		
Best Time	3:31.255	Best Speed	126.122	On 10 Gp		
Lap	Lap Time	Lap Speed	Sector 1	Sector 2	Sector 3	Speed Trap
1	4:40.436	93.407		1:18.128	1:27.801	157.3
2	3:37.818	122.322	57.664	1:15.158	1:24.996	174.4
3	3:39.678	121.286	57.323	1:15.096	1:27.259	173.1
4	4:34.117	97.199		1:22.213	1:26.039	162.2
5	4:01.027	110.543	56.660	1:14.773	1:49.594	172.2
6	53:38.673	8.278	50:50.525	1:17.345	1:30.803	156.2
7	3:33.820	124.609	56.719	1:14.307	1:22.794	173.1
8	3:33.030	125.071	56.342	1:13.553	1:23.135	173.1
9	3:34.006	124.501	56.097	1:15.377	1:22.532	174.4
10	3:31.255	126.122	55.864	1:13.391	1:22.000	171.8
11	3:39.323	121.483	56.259	1:13.411	1:29.653	173.5
<i>Ideal</i>	<i>3:31.255</i>	<i>126.122</i>	<i>55.864</i>	<i>1:13.391</i>	<i>1:22.000</i>	<i>174.4</i>

18 77 Mark GOODINGS

	SBK	Behind	9.773			
Best Time	3:31.262	Best Speed	126.118 On 9 Gp			
Lap	Lap Time	Lap Speed	Sector 1	Sector 2	Sector 3	Speed Trap
1	5:24.496	80.724		1:16.593	1:31.498	128.0
2	3:36.620	122.999	57.044	1:15.609	1:23.967	174.0
3	3:42.127	119.949	58.840	1:17.742	1:25.545	165.0
4	3:33.621	124.725	56.096	1:13.772	1:23.753	181.0
5	3:34.888	123.990	55.519	1:14.909	1:24.460	181.5
6	37:39.474	11.792	1:16.630	2:22.000	34:00.844	181.0
7	23:44.025	18.710		1:18.494	1:29.292	152.0
8	3:35.396	123.698	56.752	1:14.517	1:24.127	178.6
9	3:31.262	126.118	55.427	1:12.711	1:23.124	183.5
10	3:35.947	123.382	55.368	1:12.839	1:27.740	184.5
<i>Ideal</i>	<i>3:31.203</i>	<i>126.153</i>	<i>55.368</i>	<i>1:12.711</i>	<i>1:23.124</i>	<i>184.5</i>

Qualifying Classification

Position

19	104 Daley MATHISON	SBK	Behind	9.932		
Best Time	3:31.421	Best Speed	126.023	On 11 Gp		
Lap	Lap Time	Lap Speed	Sector 1	Sector 2	Sector 3	Speed Trap
1	4:40.338	93.440		1:15.690	1:25.802	168.3
2	3:37.642	122.421	57.224	1:15.022	1:25.396	179.1
3	3:36.875	122.854	56.593	1:15.298	1:24.984	179.1
4	3:34.474	124.229	56.597	1:14.058	1:23.819	173.1
5	3:34.416	124.263	55.956	1:14.515	1:23.945	182.0
6	38:04.274	11.664	56.835	1:24.985	35:42.454	165.8
7	20:29.383	21.673		1:15.185	1:24.645	170.0
8	3:35.270	123.770	55.627	1:14.363	1:25.280	183.5
9	3:34.217	124.378	56.207	1:13.875	1:24.135	182.0
10	3:32.253	125.529	55.661	1:13.551	1:23.041	179.5
11	3:31.421	126.023	55.454	1:13.474	1:22.493	182.0
<i>Ideal</i>	<i>3:31.421</i>	<i>126.023</i>	<i>55.454</i>	<i>1:13.474</i>	<i>1:22.493</i>	<i>183.5</i>

20 52 James COWTON

	SBK	Behind	10.219			
Best Time	3:31.708	Best Speed	125.852 On 3 Gp			
Lap	Lap Time	Lap Speed	Sector 1	Sector 2	Sector 3	Speed Trap
1	57:25.794	7.602		1:24.755	35:57.315	166.2
2	15:09.632	29.291		1:16.045	1:25.108	159.6
3	3:31.708	125.852	55.924	1:13.347	1:22.437	179.1
4	3:32.516	125.374	55.864	1:13.860	1:22.792	173.1
5	3:39.570	121.346	56.244	1:14.726	1:28.600	180.0
<i>Ideal</i>	<i>3:31.648</i>	<i>125.888</i>	<i>55.864</i>	<i>1:13.347</i>	<i>1:22.437</i>	<i>180.0</i>

21 11 Paul SHOESMITH

	SBK	Behind	10.435			
Best Time	3:31.924	Best Speed	125.724 On 4 Gp			
Lap	Lap Time	Lap Speed	Sector 1	Sector 2	Sector 3	Speed Trap
1	4:48.213	90.887		1:16.755	1:25.095	151.0
2	3:34.103	124.445	56.045	1:14.570	1:23.488	171.3
3	3:32.821	125.194	55.555	1:12.936	1:24.330	176.3
4	3:31.924	125.724	55.851	1:12.777	1:23.296	180.0
5	3:34.066	124.466	56.380	1:13.708	1:23.978	170.9
6	38:14.921	11.610	56.566	1:25.119	35:53.236	174.4
7	17:28.530	25.411	14:45.171	1:17.243	1:26.116	156.2
8	3:34.046	124.478	56.365	1:13.783	1:23.898	183.0
9	3:34.122	124.434	56.423	1:13.950	1:23.749	177.2
10	3:33.121	125.018	55.949	1:13.433	1:23.739	179.5
11	3:34.785	124.049	55.763	1:14.045	1:24.977	175.8
<i>Ideal</i>	<i>3:31.628</i>	<i>125.900</i>	<i>55.555</i>	<i>1:12.777</i>	<i>1:23.296</i>	<i>183.0</i>

METZELER ULSTER GRAND PRIX

SUPERBIKE

Second Qualifying

Thursday, 06 August 2015

DETAILED SECTOR ANALYSIS



Qualifying Classification

Position

22 61 John WALSH

SBK Behind 10.458

Best Time 3:31.947 Best Speed 125.710 On 3 Gp

Lap	Lap Time	Lap Speed	Sector 1	Sector 2	Sector 3	Speed Trap
1	4:26.741	98.203		1:14.905	1:25.599	161.9
2	3:34.017	124.495	56.286	1:13.346	1:24.385	182.5
3	3:31.947	125.710	55.594	1:12.537	1:23.816	173.1
4	3:41.161	120.473	56.193	1:13.468	1:31.500	179.5
5	56:56.852	7.798	54:13.816	1:13.482	1:29.554	172.6
6	3:32.379	125.455	56.386	1:12.980	1:23.013	180.5
7	3:38.786	121.781	54.965	1:15.475	1:28.346	181.0
<i>Ideal</i>	<i>3:30.515</i>	<i>126.566</i>	<i>54.965</i>	<i>1:12.537</i>	<i>1:23.013</i>	<i>182.5</i>

23 86 Derek McGEE

SBK Behind 11.165

Best Time 3:32.654 Best Speed 125.293 On 4 Gp

Lap	Lap Time	Lap Speed	Sector 1	Sector 2	Sector 3	Speed Trap
1	1:20:18.549	5.436		1:20.869	1:29.191	145.7
2	3:36.918	122.830	56.762	1:14.696	1:25.460	170.5
3	3:35.571	123.597	56.454	1:14.963	1:24.154	178.1
4	3:32.654	125.293	56.298	1:13.346	1:23.010	175.3
<i>Ideal</i>	<i>3:32.654</i>	<i>125.293</i>	<i>56.298</i>	<i>1:13.346</i>	<i>1:23.010</i>	<i>178.1</i>

24 97 Seamus ELLIOTT

SBK Behind 11.217

Best Time 3:32.706 Best Speed 125.262 On 7 Gp

Lap	Lap Time	Lap Speed	Sector 1	Sector 2	Sector 3	Speed Trap
1	7:18.654	59.716		1:18.141	1:27.907	158.4
2	3:38.827	121.758	57.818	1:15.306	1:25.703	180.0
3	3:35.522	123.625	57.013	1:14.000	1:24.509	183.5
4	3:39.899	121.165	57.666	1:14.184	1:28.049	159.2
5	54:56.073	8.084		1:15.336	1:26.316	163.4
6	3:37.262	122.635	56.725	1:16.253	1:24.284	182.5
7	3:32.706	125.262	55.701	1:14.451	1:22.554	183.5
8	3:35.134	123.848	55.399	1:13.225	1:26.510	181.0
<i>Ideal</i>	<i>3:31.178</i>	<i>126.168</i>	<i>55.399</i>	<i>1:13.225</i>	<i>1:22.554</i>	<i>183.5</i>

Qualifying Classification

Position

25 76 Horst SAIGER

SBK Behind 11.984

Best Time 3:33.473 Best Speed 124.812 On 9 Gp

Lap	Lap Time	Lap Speed	Sector 1	Sector 2	Sector 3	Speed Trap
1	5:57.081	73.358		1:17.193	1:30.063	139.7
2	3:36.863	122.861	55.609	1:15.908	1:25.346	176.3
3	3:34.615	124.148	55.259	1:14.569	1:24.787	177.7
4	3:41.329	120.382	56.936	1:14.663	1:29.730	177.2
5	40:33.343	10.950		1:43.394	35:20.537	152.0
6	17:36.440	25.221		1:19.485	1:27.589	141.7
7	4:30.234	98.596	56.240	1:14.975	2:19.019	175.8
8	3:33.924	124.549	55.729	1:14.044	1:24.151	177.7
9	3:33.473	124.812	55.852	1:13.962	1:23.659	173.5
10	3:33.830	124.603	55.710	1:14.157	1:23.963	180.5
<i>Ideal</i>	<i>3:32.880</i>	<i>125.160</i>	<i>55.259</i>	<i>1:13.962</i>	<i>1:23.659</i>	<i>180.5</i>

26 26 Ben WYLIE

SBK Behind 13.208

Best Time 3:34.697 Best Speed 124.100 On 2 Gp

Lap	Lap Time	Lap Speed	Sector 1	Sector 2	Sector 3	Speed Trap
1	4:58.983	87.613		1:21.088	1:28.321	146.1
2	3:34.697	124.100	56.304	1:14.782	1:23.611	176.3
3	3:36.478	123.079	56.820	1:15.215	1:24.443	180.0
4	3:48.240	116.737	58.494	1:18.240	1:31.506	168.7
5	41:29.152	10.704		1:15.417	37:26.747	163.0
6	17:25.203	25.492		1:17.804	1:26.017	146.4
7	3:36.591	123.015	57.154	1:14.995	1:24.442	177.7
8	3:37.050	122.755	57.195	1:14.671	1:25.184	173.5
9	3:35.380	123.707	56.966	1:14.449	1:23.965	178.1
10	3:34.948	123.955	56.797	1:14.481	1:23.670	168.3
<i>Ideal</i>	<i>3:34.364</i>	<i>124.293</i>	<i>56.304</i>	<i>1:14.449</i>	<i>1:23.611</i>	<i>180.0</i>



METZELER ULSTER GRAND PRIX

SUPERBIKE

Second Qualifying

Thursday, 06 August 2015

DETAILED SECTOR ANALYSIS



Qualifying Classification

Position

27 14 Tom McHALE

SBK Behind 13.471

Best Time 3:34.960 Best Speed 123.948 On 9 Gp

Lap	Lap Time	Lap Speed	Sector 1	Sector 2	Sector 3	Speed Trap
1	6:31.138	66.970		1:17.754	1:26.612	64.1
2	3:38.410	121.991	57.337	1:15.719	1:25.354	169.2
3	3:35.772	123.482	57.203	1:14.012	1:24.557	168.7
4	3:39.274	121.510	56.655	1:17.251	1:25.368	165.8
5	40:14.653	11.034	56.894	1:14.487	38:03.272	170.0
6	20:21.623	21.810		1:20.586	2:38.548	157.3
7	3:35.554	123.607	56.959	1:14.142	1:24.453	178.1
8	3:35.678	123.536	57.024	1:14.222	1:24.432	176.3
9	3:34.960	123.948	56.523	1:14.144	1:24.293	170.9
<i>Ideal</i>	3:34.828	124.025	56.523	1:14.012	1:24.293	178.1

28 53 Jonathan HOWARTH

SBK Behind 14.424

Best Time 3:35.913 Best Speed 123.401 On 8 Gp

Lap	Lap Time	Lap Speed	Sector 1	Sector 2	Sector 3	Speed Trap
1	6:10.763	70.651		1:17.914	1:26.231	150.3
2	3:42.037	119.998	57.416	1:18.366	1:26.255	175.8
3	3:38.944	121.693	57.718	1:15.876	1:25.350	174.4
4	3:38.281	122.063	57.330	1:15.614	1:25.337	174.9
5	40:58.436	10.838	58.165	1:15.327	38:44.944	170.9
6	23:11.165	19.152		1:15.759	1:25.884	147.0
7	3:37.085	122.735	56.116	1:17.120	1:23.849	176.7
8	3:35.913	123.401	56.617	1:15.071	1:24.225	175.8
9	3:57.221	112.317	58.654	1:23.117	1:35.450	174.9
<i>Ideal</i>	3:35.036	123.905	56.116	1:15.071	1:23.849	176.7

29 80 Darren COOPER

SBK Behind 15.383

Best Time 3:36.872 Best Speed 122.856 On 4 Gp

Lap	Lap Time	Lap Speed	Sector 1	Sector 2	Sector 3	Speed Trap
1	5:20.787	81.658		1:20.204	1:30.409	136.3
2	3:39.914	121.156	57.885	1:16.330	1:25.699	167.9
3	3:42.333	119.838	58.700	1:17.483	1:26.150	165.4
4	3:36.872	122.856	56.986	1:14.114	1:25.772	171.3
5	5:04.332	87.549	57.779	1:15.516	2:51.037	167.5
6	51:24.775	8.637		1:17.566	1:27.339	166.2
7	3:38.372	122.012	57.478	1:15.172	1:25.722	175.3
8	3:37.750	122.360	58.115	1:14.815	1:24.820	164.6
9	3:45.183	118.321	57.408	1:15.644	1:32.131	168.3
<i>Ideal</i>	3:35.920	123.397	56.986	1:14.114	1:24.820	175.3

Qualifying Classification

Position

30 47 Alistair KIRK

SBK Behind 15.444

Best Time 3:36.933 Best Speed 122.821 On 8 Gp

Lap	Lap Time	Lap Speed	Sector 1	Sector 2	Sector 3	Speed Trap
1	5:02.151	86.694		1:20.091	1:30.884	0.0
2	3:37.262	122.635	56.524	1:15.400	1:25.338	0.0
3	3:48.296	116.708	56.320	1:16.109	1:35.867	174.4
4	5:36.753	79.120		1:15.566	1:23.994	0.0
5	39:29.230	11.246	56.257	1:16.093	37:16.880	178.1
6	16:33.329	26.823		1:19.626	1:28.399	0.0
7	3:39.465	121.404	57.542	1:16.159	1:25.764	166.2
8	3:36.933	122.821	56.259	1:15.309	1:25.365	0.0
9	3:37.692	122.393	56.467	1:14.969	1:26.256	0.0
10	3:41.805	120.123	56.683	1:13.996	1:31.126	172.6
<i>Ideal</i>	3:34.247	124.361	56.257	1:13.996	1:23.994	178.1

31 25 Fabrice MIGUET

SBK Behind 15.554

Best Time 3:37.043 Best Speed 122.759 On 9 Gp

Lap	Lap Time	Lap Speed	Sector 1	Sector 2	Sector 3	Speed Trap
1	5:24.780	80.654		1:18.389	1:28.345	123.1
2	3:39.719	121.264	57.911	1:16.584	1:25.224	169.6
3	3:40.358	120.912	57.594	1:17.486	1:25.278	177.2
4	3:39.269	121.513	57.410	1:15.733	1:26.126	169.6
5	4:10.081	106.541	58.355	1:16.727	1:54.999	163.8
6	51:27.630	8.629	48:44.981	1:17.055	1:25.594	151.6
7	3:37.417	122.548	57.683	1:15.165	1:24.569	176.7
8	3:40.062	121.075	57.758	1:16.856	1:25.448	170.5
9	3:37.043	122.759	58.103	1:15.595	1:23.345	165.0
10	3:38.254	122.078	57.935	1:15.377	1:24.942	163.0
11	3:40.497	120.836	58.813	1:16.072	1:25.612	163.0
<i>Ideal</i>	3:35.920	123.397	57.410	1:15.165	1:23.345	177.2



METZELER ULSTER GRAND PRIX

SUPERBIKE

Second Qualifying

Thursday, 06 August 2015

DETAILED SECTOR ANALYSIS



Qualifying Classification

Position

32 56 John INGRAM

SBK Behind 15.602

Best Time 3:37.091 Best Speed 122.732 On 11 Gp

Lap	Lap Time	Lap Speed	Sector 1	Sector 2	Sector 3	Speed Trap
1	4:57.746	87.977		1:22.230	1:28.197	155.1
2	3:39.437	121.420	57.308	1:16.688	1:25.441	172.6
3	3:43.294	119.322	56.709	1:17.824	1:28.761	170.5
4	3:39.464	121.405	56.398	1:17.091	1:25.975	178.1
5	3:39.664	121.294	56.832	1:16.767	1:26.065	174.9
6	37:40.393	11.787	57.145	1:54.470	34:48.778	165.8
7	19:46.703	22.452		2:13.001	1:31.277	159.9
8	3:41.203	120.450	56.978	1:17.742	1:26.483	167.9
9	3:42.343	119.833	56.452	1:17.483	1:28.408	173.1
10	3:39.030	121.645	55.819	1:16.539	1:26.672	174.4
11	3:37.091	122.732	56.371	1:15.582	1:25.138	175.8
<i>Ideal</i>	3:36.539	123.045	55.819	1:15.582	1:25.138	178.1

33 82 Xavier DENIS

SBK Behind 15.964

Best Time 3:37.453 Best Speed 122.527 On 5 Gp

Lap	Lap Time	Lap Speed	Sector 1	Sector 2	Sector 3	Speed Trap
1	5:12.975	83.696		1:18.915	1:28.348	149.3
2	3:41.644	120.211	57.270	1:17.096	1:27.278	170.5
3	3:40.005	121.106	57.375	1:15.969	1:26.661	171.8
4	3:39.366	121.459	57.507	1:15.288	1:26.571	176.3
5	3:37.453	122.527	56.911	1:15.170	1:25.372	170.5
6	37:19.725	11.896	1:19.985	2:20.172	33:39.568	163.0
<i>Ideal</i>	3:37.453	122.527	56.911	1:15.170	1:25.372	176.3

34 37 Nuno CAETANO

SBK Behind 16.300

Best Time 3:37.789 Best Speed 122.338 On 3 Gp

Lap	Lap Time	Lap Speed	Sector 1	Sector 2	Sector 3	Speed Trap
1	6:01.544	72.452		1:18.499	1:26.328	143.3
2	3:40.051	121.081	57.735	1:14.775	1:27.541	171.3
3	3:37.789	122.338	56.928	1:15.597	1:25.264	171.3
4	3:38.585	121.893	57.229	1:15.329	1:26.027	172.2
5	4:20.135	102.424	57.365	1:15.121	2:07.649	169.6
<i>Ideal</i>	3:36.967	122.802	56.928	1:14.775	1:25.264	172.2

Qualifying Classification

Position

35 30 Jochem van den HOEK

SBK Behind 16.560

Best Time 3:38.049 Best Speed 122.193 On 8 Gp

Lap	Lap Time	Lap Speed	Sector 1	Sector 2	Sector 3	Speed Trap
1	5:25.837	80.392		1:20.249	1:28.031	125.4
2	3:42.564	119.714	58.078	1:17.544	1:26.942	160.7
3	3:42.171	119.925	57.561	1:17.525	1:27.085	170.9
4	3:50.340	115.672	1:01.133	1:20.067	1:29.140	158.1
5	4:18.011	103.267	57.751	1:16.878	2:03.382	175.8
6	51:44.017	8.584		1:17.853	1:27.104	165.4
7	3:39.501	121.384	57.024	1:15.610	1:26.867	181.0
8	3:38.049	122.193	56.871	1:15.781	1:25.397	181.5
9	3:57.939	111.978	56.549	1:17.318	1:44.072	174.0
<i>Ideal</i>	3:37.556	122.469	56.549	1:15.610	1:25.397	181.5

36 17 Dave HEWSON

SBK Behind 18.450

Best Time 3:39.939 Best Speed 121.142 On 9 Gp

Lap	Lap Time	Lap Speed	Sector 1	Sector 2	Sector 3	Speed Trap
1	4:58.827	87.658		1:21.798	1:28.754	156.9
2	3:41.487	120.296	58.127	1:16.859	1:26.501	166.2
3	3:47.822	116.951	57.698	1:17.037	1:33.087	170.9
4	45:13.000	9.821		1:19.155	36:41.495	159.2
5	16:07.863	27.529		1:21.248	1:30.421	153.4
6	3:42.974	119.494	58.357	1:17.252	1:27.365	173.5
7	3:43.167	119.390	58.797	1:15.839	1:28.531	170.0
8	3:40.864	120.635	58.729	1:15.773	1:26.362	161.1
9	3:39.939	121.142	57.805	1:15.989	1:26.145	172.2
<i>Ideal</i>	3:39.616	121.321	57.698	1:15.773	1:26.145	173.5

37 71 Davy MORGAN

SBK Behind 19.715

Best Time 3:41.204 Best Speed 120.450 On 4 Gp

Lap	Lap Time	Lap Speed	Sector 1	Sector 2	Sector 3	Speed Trap
1	5:58.177	73.133		1:19.547	1:30.246	147.3
2	3:43.939	118.979	58.352	1:16.763	1:28.824	174.9
3	3:44.269	118.804	59.895	1:17.168	1:27.206	159.6
4	3:41.204	120.450	58.409	1:15.945	1:26.850	161.5
5	4:21.663	101.825	56.542	1:15.944	2:09.177	177.2
6	53:16.192	8.336	50:32.606	1:17.055	1:26.531	160.3
7	3:45.108	118.361	57.646	1:15.988	1:31.474	176.3
<i>Ideal</i>	3:39.017	121.652	56.542	1:15.944	1:26.531	177.2



METZELER ULSTER GRAND PRIX

SUPERBIKE

Second Qualifying

Thursday, 06 August 2015

DETAILED SECTOR ANALYSIS



Qualifying Classification

Position

38 50 Gavin LUPTON

SBK Behind 20.239

Best Time 3:41.728 Best Speed 120.165 On 8 Gp

Lap	Lap Time	Lap Speed	Sector 1	Sector 2	Sector 3	Speed Trap
1	5:33.827	78.468		1:22.474	1:30.319	118.5
2	3:48.660	116.522	59.259	1:19.426	1:29.975	148.6
3	3:48.931	116.384	59.397	1:20.003	1:29.531	148.3
4	3:45.611	118.097	59.188	1:17.734	1:28.689	155.5
5	4:22.105	101.654	59.069	1:17.237	2:05.799	155.5
6	5:58.683	8.543		1:19.880	1:27.893	143.0
7	3:45.386	118.215	58.038	1:19.689	1:27.659	154.1
8	3:41.728	120.165	58.330	1:16.995	1:26.403	154.4
9	3:49.323	116.185	58.265	1:18.185	1:32.873	148.6
Ideal	3:41.436	120.324	58.038	1:16.995	1:26.403	155.5

39 75 Stephen McKNIGHT

SBK Behind 20.771

Best Time 3:42.260 Best Speed 119.877 On 8 Gp

Lap	Lap Time	Lap Speed	Sector 1	Sector 2	Sector 3	Speed Trap
1	5:53.910	74.015		1:23.643	1:31.006	113.0
2	3:47.538	117.097	58.396	1:18.729	1:30.413	178.6
3	3:44.543	118.659	1:00.394	1:17.067	1:27.082	158.8
4	3:43.809	119.048	58.441	1:17.447	1:27.921	175.3
5	40:12.030	11.046	59.230	1:18.833	37:53.967	178.1
6	15:26.890	28.746	12:34.639	1:22.773	1:29.478	133.1
7	3:43.116	119.418	59.075	1:16.796	1:27.245	170.5
8	3:42.260	119.877	57.802	1:17.374	1:27.084	176.3
9	3:44.717	118.567	59.805	1:16.990	1:27.922	178.6
10	3:42.310	119.850	58.626	1:16.954	1:26.730	172.2
11	3:49.894	115.897	1:00.722	1:17.821	1:31.351	170.9
Ideal	3:41.328	120.382	57.802	1:16.796	1:26.730	178.6

40 57 Forest DUNN

SBK Behind 24.069

Best Time 3:45.558 Best Speed 118.125 On 2 Gp

Lap	Lap Time	Lap Speed	Sector 1	Sector 2	Sector 3	Speed Trap
1	4:48.043	90.940		1:18.758	1:29.015	158.1
2	3:45.558	118.125	58.898	1:17.691	1:28.969	160.3
3	3:47.186	117.278	58.811	1:18.640	1:29.735	164.2
4	3:49.288	116.203	1:00.540	1:19.805	1:28.943	163.8
Ideal	3:45.445	118.184	58.811	1:17.691	1:28.943	164.2

Qualifying Classification

Position

41 59 Gareth EVANS

SBK Behind 24.342

Best Time 3:45.831 Best Speed 117.982 On 8 Gp

Lap	Lap Time	Lap Speed	Sector 1	Sector 2	Sector 3	Speed Trap
1	5:21.952	81.362		1:20.676	1:29.393	136.0
2	3:50.425	115.630	59.956	1:20.426	1:30.043	164.6
3	3:52.313	114.690	1:00.570	1:20.477	1:31.266	163.4
4	1:00:33.208	7.333		1:21.585	1:29.583	159.6
5	3:47.927	116.897	58.805	1:19.279	1:29.843	167.1
6	3:49.142	116.277	1:01.275	1:18.651	1:29.216	153.4
7	3:47.633	117.048	59.378	1:18.578	1:29.677	163.4
8	3:45.831	117.982	58.206	1:18.365	1:29.260	167.9
Ideal	3:45.787	118.005	58.206	1:18.365	1:29.216	167.9

42 49 Callum LAIDLAW

SBK Behind 24.970

Best Time 3:46.459 Best Speed 117.655 On 8 Gp

Lap	Lap Time	Lap Speed	Sector 1	Sector 2	Sector 3	Speed Trap
1	5:20.985	81.607		1:21.495	1:30.772	138.8
2	3:46.776	117.490	59.573	1:19.105	1:28.098	169.6
3	3:47.824	116.950	1:00.117	1:19.046	1:28.661	161.5
4	3:49.137	116.280	1:00.357	1:19.357	1:29.423	164.6
5	4:32.687	97.709	1:00.616	1:19.807	2:12.264	159.2
6	51:17.910	8.657	48:24.586	1:22.740	1:30.584	147.7
7	3:47.813	116.955	1:00.053	1:19.402	1:28.358	164.2
8	3:46.459	117.655	59.824	1:18.739	1:27.896	169.2
9	3:57.132	112.359	1:02.408	1:20.431	1:34.293	166.7
Ideal	3:46.208	117.785	59.573	1:18.739	1:27.896	169.6

43 40 Matthew REES

SBK Behind 26.093

Best Time 3:47.582 Best Speed 117.074 On 2 Gp

Lap	Lap Time	Lap Speed	Sector 1	Sector 2	Sector 3	Speed Trap
1	4:41.993	92.891		1:19.908	1:30.616	156.6
2	3:47.582	117.074	59.778	1:18.055	1:29.749	158.8
3	3:50.681	115.501	1:02.614	1:18.503	1:29.564	158.1
4	3:55.187	113.288	1:00.890	1:19.736	1:34.561	163.0
5	40:54.548	10.855		1:42.550	35:06.481	151.0
Ideal	3:47.397	117.169	59.778	1:18.055	1:29.564	163.0



METZELER ULSTER GRAND PRIX

SUPERBIKE

Second Qualifying

Thursday, 06 August 2015

DETAILED SECTOR ANALYSIS



Qualifying Classification

Position

44 67 Gary MILLER

SBK Behind 27.574

Best Time 3:49.063 Best Speed 116.317 On 9 Gp

Lap	Lap Time	Lap Speed	Sector 1	Sector 2	Sector 3	Speed Trap
1	5:24.436	80.739		1:25.870	1:34.505	136.3
2	3:55.317	113.226	1:00.346	1:21.572	1:33.399	0.0
3	3:55.577	113.101	1:01.832	1:22.396	1:31.349	163.4
4	3:52.191	114.750	1:00.888	1:20.815	1:30.488	165.8
5	40:25.445	10.985	1:00.283	1:19.980	38:05.182	164.2
6	15:13.640	29.162	12:15.214	1:24.931	1:33.495	146.4
7	3:51.214	115.235	1:00.836	1:20.485	1:29.893	164.2
8	3:52.017	114.836	1:01.312	1:20.241	1:30.464	160.7
9	3:49.063	116.317	1:00.433	1:19.268	1:29.362	168.3
10	3:54.155	113.788	1:01.001	1:20.400	1:32.754	166.7
<i>Ideal</i>	<i>3:48.913</i>	<i>116.393</i>	<i>1:00.283</i>	<i>1:19.268</i>	<i>1:29.362</i>	<i>168.3</i>

45 19 George SPENCE

SBK Behind 27.729

Best Time 3:49.218 Best Speed 116.239 On 7 Gp

Lap	Lap Time	Lap Speed	Sector 1	Sector 2	Sector 3	Speed Trap
1	5:10.741	84.297		1:23.207	1:31.092	139.7
2	3:49.297	116.198	59.097	1:20.877	1:29.323	171.3
3	3:50.167	115.759	59.721	1:20.592	1:29.854	169.2
4	3:53.922	113.901	1:01.186	1:20.917	1:31.819	170.5
5	4:23.834	100.988	59.011	1:18.796	2:06.027	167.9
6	51:55.054	8.553		1:20.494	1:30.684	143.3
7	3:49.218	116.239	59.924	1:20.267	1:29.027	158.1
8	3:49.604	116.043	59.104	1:19.775	1:30.725	172.2
9	3:55.600	113.090	59.862	1:19.835	1:35.903	161.9
<i>Ideal</i>	<i>3:46.834</i>	<i>117.460</i>	<i>59.011</i>	<i>1:18.796</i>	<i>1:29.027</i>	<i>172.2</i>

Qualifying Classification

Position

46 125 David MURPHY

SBK Behind 27.737

Best Time 3:49.226 Best Speed 116.234 On 9 Gp

Lap	Lap Time	Lap Speed	Sector 1	Sector 2	Sector 3	Speed Trap
1	6:01.473	72.466		1:26.013	1:36.791	125.2
2	4:01.965	110.115	1:03.420	1:23.832	1:34.713	159.9
3	3:57.421	112.222	1:02.231	1:21.877	1:33.313	155.1
4	3:55.716	113.034	1:01.853	1:21.011	1:32.852	158.1
5	39:43.926	11.177	1:01.848	1:21.098	37:20.980	156.2
6	18:56.634	23.441		1:23.138	1:32.710	142.0
7	3:53.098	114.304	1:01.423	1:20.229	1:31.446	155.1
8	3:49.674	116.008	1:00.579	1:19.221	1:29.874	154.1
9	3:49.226	116.234	1:00.921	1:19.390	1:28.915	154.1
10	3:56.265	112.772	1:00.324	1:20.166	1:35.775	168.3
<i>Ideal</i>	<i>3:48.460</i>	<i>116.624</i>	<i>1:00.324</i>	<i>1:19.221</i>	<i>1:28.915</i>	<i>168.3</i>

47 20 Hubert KALTHUBER

SBK Behind 28.859

Best Time 3:50.348 Best Speed 115.668 On 7 Gp

Lap	Lap Time	Lap Speed	Sector 1	Sector 2	Sector 3	Speed Trap
1	5:45.361	75.847		1:28.226	1:35.595	119.6
2	3:55.926	112.934	1:00.865	1:22.475	1:32.586	150.3
3	3:56.753	112.539	1:00.248	1:22.623	1:33.882	148.3
4	3:57.862	112.014	1:00.966	1:21.690	1:35.206	153.0
5	40:34.551	10.944	1:00.933	1:21.376	38:12.242	151.0
6	17:52.906	24.833		1:20.746	1:32.003	153.0
7	3:50.348	115.668	1:00.230	1:19.476	1:30.642	153.7
8	4:03.488	109.426	1:00.152	1:20.375	1:42.961	163.0
<i>Ideal</i>	<i>3:50.270</i>	<i>115.707</i>	<i>1:00.152</i>	<i>1:19.476</i>	<i>1:30.642</i>	<i>163.0</i>

48 29 Eric WILSON

SBK Behind 29.299

Best Time 3:50.788 Best Speed 115.448 On 8 Gp

Lap	Lap Time	Lap Speed	Sector 1	Sector 2	Sector 3	Speed Trap
1	5:03.881	86.200		1:23.804	1:33.329	149.3
2	3:52.586	114.555	1:00.474	1:20.016	1:32.096	163.4
3	3:53.084	114.311	59.510	1:20.878	1:32.696	169.6
4	3:59.938	111.045	1:01.452	1:20.502	1:37.984	158.8
5	41:22.078	10.735		1:20.521	37:18.956	147.0
6	14:48.005	30.004		1:25.825	1:34.454	117.7
7	3:51.073	115.305	59.309	1:20.135	1:31.629	167.9
8	3:50.788	115.448	59.506	1:19.853	1:31.429	167.5
9	3:54.632	113.556	59.677	1:19.855	1:35.100	165.0
<i>Ideal</i>	<i>3:50.591</i>	<i>115.546</i>	<i>59.309</i>	<i>1:19.853</i>	<i>1:31.429</i>	<i>169.6</i>



METZELER ULSTER GRAND PRIX

SUPERBIKE

Second Qualifying

Thursday, 06 August 2015

DETAILED SECTOR ANALYSIS



Qualifying Classification

Position

49

43 Andrew SELLARS

SBK Behind **29.978**

Best Time **3:51.467** Best Speed **115.109** On **9** Gp

Lap	Lap Time	Lap Speed	Sector 1	Sector 2	Sector 3	Speed Trap
1	5:02.831	86.499		1:23.674	1:32.980	133.1
2	3:55.116	113.323	1:01.638	1:21.866	1:31.612	155.1
3	3:51.984	114.853	1:01.310	1:20.139	1:30.535	155.9
4	3:54.458	113.641	1:02.713	1:20.157	1:31.588	157.7
5	4:30.940	98.339	1:00.478	1:19.089	2:11.373	159.6
6	56:14.394	7.896		1:46.387	1:34.164	139.4
7	3:53.230	114.239	1:02.211	1:20.588	1:30.431	153.7
8	3:53.022	114.341	1:00.931	1:21.784	1:30.307	153.4
9	3:51.467	115.109	1:00.939	1:20.355	1:30.173	162.6
Ideal	<i>3:49.740</i>	<i>115.974</i>	<i>1:00.478</i>	<i>1:19.089</i>	<i>1:30.173</i>	<i>162.6</i>

50

23 Andrew TAYLOR

SBK Behind **30.699**

Best Time **3:52.188** Best Speed **114.752** On **8** Gp

Lap	Lap Time	Lap Speed	Sector 1	Sector 2	Sector 3	Speed Trap
1	5:17.054	82.619		1:25.074	1:34.715	141.7
2	3:55.155	113.304	1:00.786	1:21.722	1:32.647	169.2
3	3:53.997	113.865	1:00.206	1:22.111	1:31.680	174.9
4	3:53.323	114.193	1:00.494	1:21.165	1:31.664	174.0
5	4:38.780	95.573	1:00.251	1:20.819	2:17.710	165.8
6	51:45.006	8.581		1:22.494	1:33.021	151.6
7	3:54.027	113.850	1:00.586	1:22.002	1:31.439	163.4
8	3:52.188	114.752	1:00.898	1:20.651	1:30.639	165.8
9	3:52.839	114.431	1:00.740	1:20.761	1:31.338	165.4
10	4:06.503	108.088	59.778	1:20.704	1:46.021	158.1
Ideal	<i>3:51.068</i>	<i>115.308</i>	<i>59.778</i>	<i>1:20.651</i>	<i>1:30.639</i>	<i>174.9</i>

Non Qualifiers

Position

34 Brian McCORMACK

SBK Behind **10.934**

Best Time **3:32.423** Best Speed **125.429** On **5** Gp

Lap	Lap Time	Lap Speed	Sector 1	Sector 2	Sector 3	Speed Trap
1	4:34.999	95.254		1:18.912	1:34.014	159.2
2	14:36.121	30.411		1:18.661	1:26.076	163.8
3	37:53.487	11.719	57.466	1:24.543	35:31.478	163.8
4	14:55.578	29.751	12:15.034	1:16.236	1:24.308	155.5
5	3:32.423	125.429	55.566	1:13.494	1:23.363	180.0
Ideal	<i>3:32.423</i>	<i>125.429</i>	<i>55.566</i>	<i>1:13.494</i>	<i>1:23.363</i>	<i>180.0</i>

Non Qualifiers

Position

42 Andy LAWSON

SBK Behind **25.666**

Best Time **3:47.155** Best Speed **117.294** On **4** Gp

Lap	Lap Time	Lap Speed	Sector 1	Sector 2	Sector 3	Speed Trap
1	6:42.001	65.161		1:20.783	1:30.849	159.6
2	7:21.523	60.346		1:20.796	1:35.555	158.4
3	1:02:10.220	7.143		1:19.929	1:28.760	164.6
4	3:47.155	117.294	59.021	1:18.224	1:29.910	163.0
Ideal	<i>3:46.005</i>	<i>117.891</i>	<i>59.021</i>	<i>1:18.224</i>	<i>1:28.760</i>	<i>164.6</i>

84 Maria COSTELLO

SBK Behind **31.355**

Best Time **3:52.844** Best Speed **114.428** On **2** Gp

Lap	Lap Time	Lap Speed	Sector 1	Sector 2	Sector 3	Speed Trap
1	7:19.799	59.561		1:22.955	1:34.219	141.2
2	3:52.844	114.428	1:00.430	1:20.025	1:32.389	158.4
3	3:59.339	111.323	59.928	1:21.911	1:37.500	164.6
Ideal	<i>3:52.342</i>	<i>114.676</i>	<i>59.928</i>	<i>1:20.025</i>	<i>1:32.389</i>	<i>164.6</i>

33 Paul CRANSTON

SBK Behind **34.671**

Best Time **3:56.160** Best Speed **112.822** On **2** Gp

Lap	Lap Time	Lap Speed	Sector 1	Sector 2	Sector 3	Speed Trap
1	8:33.344	51.028		1:20.763	1:30.117	145.4
2	3:56.160	112.822	1:01.305	1:20.156	1:34.699	151.3
Ideal	<i>3:51.578</i>	<i>115.054</i>	<i>1:01.305</i>	<i>1:20.156</i>	<i>1:30.117</i>	<i>151.3</i>

73 Trevor MATTHEWSON

SBK Behind **46.724**

Best Time **4:08.213** Best Speed **107.343** On **9** Gp

Lap	Lap Time	Lap Speed	Sector 1	Sector 2	Sector 3	Speed Trap
1	5:57.381	73.296		1:34.750	1:43.329	113.5
2	4:17.954	103.290	1:07.248	1:31.005	1:39.701	138.3
3	4:14.762	104.584	1:07.046	1:29.447	1:38.269	131.2
4	4:18.041	103.255	1:06.054	1:28.856	1:43.131	138.5
5	56:33.943	7.850	53:23.802	1:31.796	1:38.345	117.7
6	4:09.170	106.931	1:05.958	1:27.285	1:35.927	132.8
7	4:09.530	106.777	1:04.300	1:28.475	1:36.755	148.3
8	4:08.417	107.255	1:05.067	1:26.772	1:36.578	139.7
9	4:08.213	107.343	1:05.092	1:27.155	1:35.966	138.5
Ideal	<i>4:06.999</i>	<i>107.871</i>	<i>1:04.300</i>	<i>1:26.772</i>	<i>1:35.927</i>	<i>148.3</i>



METZELER ULSTER GRAND PRIX

SUPERBIKE

Second Qualifying

Thursday, 06 August 2015

DETAILED SECTOR ANALYSIS



Non Qualifiers

Position

21 Alan CONNOR

SBK Behind **3:43.598**

Best Time **7:05.087** Best Speed **62.679** On **2** Gp

Lap	Lap Time	Lap Speed	Sector 1	Sector 2	Sector 3	Speed Trap
1	10:03.220	43.425		1:23.767	1:32.115	152.3
2	7:05.087	62.679		1:16.856	1:27.629	159.6
3	40:25.752	10.984	58.637	1:16.526	38:10.589	161.5
<i>Ideal</i>	<i>3:42.792</i>	<i>119.591</i>	<i>58.637</i>	<i>1:16.526</i>	<i>1:27.629</i>	<i>161.5</i>



METZELER ULSTER GRAND PRIX

SUPERBIKE

Second Qualifying

SECTOR ANALYSIS

Perfect Lap (sum of best sectors) = 3:20.755



SECTOR 1 FINISH - TULLYRUSK			SECTOR 2 TULLYRUSK - JORDAN'S			SECTOR 3 JORDAN'S - FINISH			IDEAL / BEST COMPARISON			
Pos	No Name	Time	No Name	Time	No Name	Time	Pos	No Name	Ideal Time	Best Tim	Diff	
1	5 Bruce ANSTEY	52.669	4 Guy MARTIN	1:09.287	5 Bruce ANSTEY	1:18.799	1	4 Guy MARTIN	3:21.362	3:21.489	0.127	
2	9 Ian HUTCHINSON	52.677	5 Bruce ANSTEY	1:09.333	9 Ian HUTCHINSON	1:19.097	2	5 Bruce ANSTEY	3:20.801	3:21.758	0.957	
3	13 Lee JOHNSTON	52.717	60 Peter HICKMAN	1:09.598	4 Guy MARTIN	1:19.102	3	9 Ian HUTCHINSON	3:21.662	3:21.896	0.234	
4	60 Peter HICKMAN	52.806	1 Michael DUNLOP	1:09.768	60 Peter HICKMAN	1:19.348	4	60 Peter HICKMAN	3:21.752	3:21.943	0.191	
5	6 William DUNLOP	52.853	9 Ian HUTCHINSON	1:09.888	24 Keith AMOR	1:19.612	5	13 Lee JOHNSTON	3:22.607	3:22.949	0.342	
6	4 Guy MARTIN	52.973	6 William DUNLOP	1:10.089	13 Lee JOHNSTON	1:19.745	6	6 William DUNLOP	3:22.851	3:22.986	0.135	
7	1 Michael DUNLOP	53.256	13 Lee JOHNSTON	1:10.145	10 Conor CUMMINS	1:19.812	7	1 Michael DUNLOP	3:23.764	3:23.764	0.000	
8	24 Keith AMOR	53.336	2 Dean HARRISON	1:10.258	7 Dan KNEEN	1:19.852	8	2 Dean HARRISON	3:23.815	3:23.845	0.030	
9	7 Dan KNEEN	53.407	10 Conor CUMMINS	1:10.283	6 William DUNLOP	1:19.909	9	24 Keith AMOR	3:23.859	3:23.873	0.014	
10	2 Dean HARRISON	53.504	7 Dan KNEEN	1:10.298	2 Dean HARRISON	1:20.053	10	7 Dan KNEEN	3:23.557	3:23.894	0.337	
11	10 Conor CUMMINS	53.724	24 Keith AMOR	1:10.911	1 Michael DUNLOP	1:20.740	11	10 Conor CUMMINS	3:23.819	3:25.097	1.278	
12	15 Ivan LINTIN	53.733	15 Ivan LINTIN	1:11.077	51 Derek SHEILS	1:20.772	12	15 Ivan LINTIN	3:25.684	3:26.258	0.574	
13	72 David JOHNSON	53.744	72 David JOHNSON	1:11.443	72 David JOHNSON	1:20.779	13	72 David JOHNSON	3:25.966	3:26.893	0.927	
14	51 Derek SHEILS	54.480	51 Derek SHEILS	1:11.630	15 Ivan LINTIN	1:20.874	14	51 Derek SHEILS	3:26.882	3:27.780	0.898	
15	66 Russ MOUNTFORD	54.608	66 Russ MOUNTFORD	1:11.895	66 Russ MOUNTFORD	1:21.291	15	66 Russ MOUNTFORD	3:27.794	3:27.875	0.081	
16	61 John WALSH	54.965	61 John WALSH	1:12.537	12 Daniel COOPER	1:21.780	16	12 Daniel COOPER	3:30.087	3:31.139	1.052	
17	76 Horst SAIGER	55.259	77 Mark GOODINGS	1:12.711	27 Phillip CROWE	1:22.000	17	27 Phillip CROWE	3:31.255	3:31.255	0.000	
18	77 Mark GOODINGS	55.368	11 Paul SHOESMITH	1:12.777	52 James COWTON	1:22.437	18	77 Mark GOODINGS	3:31.203	3:31.262	0.059	
19	97 Seamus ELLIOTT	55.399	12 Daniel COOPER	1:12.869	104 Daley MATHISON	1:22.493	19	104 Daley MATHISON	3:31.421	3:31.421	0.000	
20	12 Daniel COOPER	55.438	97 Seamus ELLIOTT	1:13.225	97 Seamus ELLIOTT	1:22.554	20	52 James COWTON	3:31.648	3:31.708	0.060	
21	104 Daley MATHISON	55.454	86 Derek McGEE	1:13.346	86 Derek McGEE	1:23.010	21	11 Paul SHOESMITH	3:31.628	3:31.924	0.296	
22	11 Paul SHOESMITH	55.555	52 James COWTON	1:13.347	61 John WALSH	1:23.013	22	61 John WALSH	3:30.515	3:31.947	1.432	
23	34 Brian McCORMACK	55.566	27 Phillip CROWE	1:13.391	77 Mark GOODINGS	1:23.124	23	34 Brian McCORMACK	3:32.423	3:32.423	0.000	
24	56 John INGRAM	55.819	104 Daley MATHISON	1:13.474	11 Paul SHOESMITH	1:23.296	24	86 Derek McGEE	3:32.654	3:32.654	0.000	
25	27 Phillip CROWE	55.864	34 Brian McCORMACK	1:13.494	25 Fabrice MIGUET	1:23.345	25	97 Seamus ELLIOTT	3:31.178	3:32.706	1.528	
26	52 James COWTON	55.864	76 Horst SAIGER	1:13.962	34 Brian McCORMACK	1:23.363	26	76 Horst SAIGER	3:32.880	3:33.473	0.593	
27	53 Jonathan HOWARTH	56.116	47 Alistair KIRK	1:13.996	26 Ben WYLIE	1:23.611	27	26 Ben WYLIE	3:34.364	3:34.697	0.333	
28	47 Alistair KIRK	56.257	14 Tom McHALE	1:14.012	76 Horst SAIGER	1:23.659	28	14 Tom McHALE	3:34.828	3:34.960	0.132	
29	86 Derek McGEE	56.298	80 Darren COOPER	1:14.114	53 Jonathan HOWARTH	1:23.849	29	53 Jonathan HOWARTH	3:35.036	3:35.913	0.877	
30	26 Ben WYLIE	56.304	26 Ben WYLIE	1:14.449	47 Alistair KIRK	1:23.994	30	80 Darren COOPER	3:35.920	3:36.872	0.952	
31	14 Tom McHALE	56.523	37 Nuno CAETANO	1:14.775	14 Tom McHALE	1:24.293	31	47 Alistair KIRK	3:34.247	3:36.933	2.686	
32	71 Davy MORGAN	56.542	53 Jonathan HOWARTH	1:15.071	80 Darren COOPER	1:24.820	32	25 Fabrice MIGUET	3:35.920	3:37.043	1.123	
33	30 Jochem van den HOEK	56.549	25 Fabrice MIGUET	1:15.165	56 John INGRAM	1:25.138	33	56 John INGRAM	3:36.539	3:37.091	0.552	
34	82 Xavier DENIS	56.911	82 Xavier DENIS	1:15.170	37 Nuno CAETANO	1:25.264	34	82 Xavier DENIS	3:37.453	3:37.453	0.000	
35	37 Nuno CAETANO	56.928	56 John INGRAM	1:15.582	82 Xavier DENIS	1:25.372	35	37 Nuno CAETANO	3:36.967	3:37.789	0.822	
36	80 Darren COOPER	56.986	30 Jochem van den HOEK	1:15.610	30 Jochem van den HOEK	1:25.397	36	30 Jochem van den HOEK	3:37.556	3:38.049	0.493	
37	25 Fabrice MIGUET	57.410	17 Dave HEWSON	1:15.773	17 Dave HEWSON	1:26.145	37	17 Dave HEWSON	3:39.616	3:39.939	0.323	
38	17 Dave HEWSON	57.698	71 Davy MORGAN	1:15.944	50 Gavin LUPTON	1:26.403	38	71 Davy MORGAN	3:39.017	3:41.204	2.187	
39	75 Stephen McKNIGHT	57.802	21 Alan CONNOR	1:16.526	71 Davy MORGAN	1:26.531	39	50 Gavin LUPTON	3:41.436	3:41.728	0.292	
40	50 Gavin LUPTON	58.038	75 Stephen McKNIGHT	1:16.796	75 Stephen McKNIGHT	1:26.730	40	75 Stephen McKNIGHT	3:41.328	3:42.260	0.932	
41	59 Gareth EVANS	58.206	50 Gavin LUPTON	1:16.995	21 Alan CONNOR	1:27.629	41	57 Forest DUNN	3:45.445	3:45.558	0.113	
42	21 Alan CONNOR	58.637	57 Forest DUNN	1:17.691	49 Callum LAIDLAW	1:27.896	42	59 Gareth EVANS	3:45.787	3:45.831	0.044	
43	57 Forest DUNN	58.811	40 Matthew REES	1:18.055	42 Andy LAWSON	1:28.760	43	49 Callum LAIDLAW	3:46.208	3:46.459	0.251	
44	19 George SPENCE	59.011	42 Andy LAWSON	1:18.224	125 David MURPHY	1:28.915	44	42 Andy LAWSON	3:46.005	3:47.155	1.150	
45	42 Andy LAWSON	59.021	59 Gareth EVANS	1:18.365	57 Forest DUNN	1:28.943	45	40 Matthew REES	3:47.397	3:47.582	0.185	
46	29 Eric WILSON	59.309	49 Callum LAIDLAW	1:18.739	19 George SPENCE	1:29.027	46	67 Gary MILLER	3:48.913	3:49.063	0.150	
47	49 Callum LAIDLAW	59.573	19 George SPENCE	1:18.796	59 Gareth EVANS	1:29.216	47	19 George SPENCE	3:46.834	3:49.218	2.384	
48	23 Andrew TAYLOR	59.778	43 Andrew SELLARS	1:19.089	67 Gary MILLER	1:29.362	48	125 David MURPHY	3:48.460	3:49.226	0.766	
49	40 Matthew REES	59.778	125 David MURPHY	1:19.221	40 Matthew REES	1:29.564	49	20 Hubert KALTHUBER	3:50.270	3:50.348	0.078	
50	84 Maria COSTELLO	59.928	67 Gary MILLER	1:19.268	33 Paul CRANSTON	1:30.117	50	29 Eric WILSON	3:50.591	3:50.788	0.197	
51	20 Hubert KALTHUBER	1:00.152	20 Hubert KALTHUBER	1:19.476	43 Andrew SELLARS	1:30.173	51	43 Andrew SELLARS	3:49.740	3:51.467	1.727	
52	67 Gary MILLER	1:00.283	29 Eric WILSON	1:19.853	23 Andrew TAYLOR	1:30.639	52	23 Andrew TAYLOR	3:51.068	3:52.188	1.120	
53	125 David MURPHY	1:00.324	84 Maria COSTELLO	1:20.025	20 Hubert KALTHUBER	1:30.642	53	84 Maria COSTELLO	3:52.342	3:52.844	0.502	
54	43 Andrew SELLARS	1:00.478	33 Paul CRANSTON	1:20.156	29 Eric WILSON	1:31.429	54	33 Paul CRANSTON	3:51.578	3:56.160	4.582	
55	33 Paul CRANSTON	1:01.305	23 Andrew TAYLOR	1:20.651	84 Maria COSTELLO	1:32.389	55	73 Trevor MATTHEWSON	4:06.999	4:08.213	1.214	

METZELER ULSTER GRAND PRIX

SUPERBIKE

Second Qualifying

Thursday, 06 August 2015



SPEED TRAP ON FLYING KILO

Class	No/Name	Fastest	Lap 1	Lap 2	Lap 3	Lap 4	Lap 5	Lap 6	Lap 7	Lap 8	Lap 9	Lap 10	Lap 11	Lap 12
5	Bruce ANSTEY	196.3	149.0	184.5	174.4	155.5	188.6	195.2	193.5	196.3				
9	Ian HUTCHINSON	196.3	175.3	182.0	192.4	178.6	194.0	162.6	193.5	175.8	195.7	196.3		
6	William DUNLOP	195.2	176.7	188.1	191.8	195.2	190.7	181.5	191.8	187.6	195.2	193.5	176.3	
13	Lee JOHNSTON	192.4	173.1	189.7	188.1	186.0	167.1	187.0	192.4	187.6	182.0			
15	Ivan LINTIN	192.4	161.5	181.0	187.6	174.4	191.3	165.8	189.1	186.5	192.4	186.5		
60	Peter HICKMAN	191.8	134.7	188.6	191.3	191.8	189.1	156.9	188.6	186.5	190.2	191.3		
4	Guy MARTIN	189.7	172.2	186.0	186.5	187.6	189.7	185.5	175.3	177.7	186.5	187.6	189.1	188.6
1	Michael DUNLOP	189.1	167.1	187.6	179.5	188.1	173.5	188.6	189.1	176.3	188.6			
2	Dean HARRISON	189.1	159.2	185.0	187.0	186.5	186.5	168.3	187.6	189.1	187.6	187.0	178.1	
24	Keith AMOR	188.6	170.9	180.5	185.5	186.0	171.3	188.6	185.5	185.5	185.5			
7	Dan KNEEN	188.6	158.1	188.6	186.5	181.5	110.2	143.6	187.6	170.9	187.6	188.1	185.0	
10	Conor CUMMINS	188.1	169.6	183.0	188.1	168.7	180.5	162.2	167.1	184.5	182.0	184.0		
72	David JOHNSON	187.0	158.1	184.0	184.0	184.0	183.5	183.0	154.1	186.0	186.0	187.0	185.5	186.0
66	Russ MOUNTFORD	186.5	158.4	186.5	185.0	186.0	184.5	182.0	170.5	185.0	173.1	180.5	185.0	
77	Mark GOODINGS	184.5	128.0	174.0	165.0	181.0	181.5	181.0	152.0	178.6	183.5	184.5		
97	Seamus ELLIOTT	183.5	158.4	180.0	183.5	159.2	163.4	182.5	183.5	181.0				
104	Daley MATHISON	183.5	168.3	179.1	179.1	173.1	182.0	165.8	170.0	183.5	182.0	179.5	182.0	
11	Paul SHOESMITH	183.0	151.0	171.3	176.3	180.0	170.9	174.4	156.2	183.0	177.2	179.5	175.8	
51	Derek SHEILS	183.0	158.4	180.5	181.5	165.0	180.5	154.4	175.3	180.5	183.0			
61	John WALSH	182.5	161.9	182.5	173.1	179.5	172.6	180.5	181.0					
30	Jochem van den HOEK	181.5	125.4	160.7	170.9	158.1	175.8	165.4	181.0	181.5	174.0			
12	Daniel COOPER	181.5	154.8	173.1	171.8	181.5	179.5	180.0	151.6	174.9	177.7	181.5	179.5	180.0
76	Horst SAIGER	180.5	139.7	176.3	177.7	177.2	152.0	141.7	175.8	177.7	173.5	180.5		
34	Brian McCORMACK	180.0	159.2	163.8	163.8	155.5	180.0							
26	Ben WYLIE	180.0	146.1	176.3	180.0	168.7	163.0	146.4	177.7	173.5	178.1	168.3		
52	James COWTON	180.0	166.2	159.6	179.1	173.1	180.0							
75	Stephen McKNIGHT	178.6	113.0	178.6	158.8	175.3	178.1	133.1	170.5	176.3	178.6	172.2	170.9	
86	Derek McGEE	178.1	145.7	170.5	178.1	175.3								
14	Tom McHALE	178.1	64.1	169.2	168.7	165.8	170.0	157.3	178.1	176.3	170.9			
47	Alistair KIRK	178.1	174.4	178.1	166.2	172.6								
56	John INGRAM	178.1	155.1	172.6	170.5	178.1	174.9	165.8	159.9	167.9	173.1	174.4	175.8	
71	Davy MORGAN	177.2	147.3	174.9	159.6	161.5	177.2	160.3	176.3					
25	Fabrice MIGUET	177.2	123.1	169.6	177.2	169.6	163.8	151.6	176.7	170.5	165.0	163.0	163.0	
53	Jonathan HOWARTH	176.7	150.3	175.8	174.4	174.9	170.9	147.0	176.7	175.8	174.9			
82	Xavier DENIS	176.3	149.3	170.5	171.8	176.3	170.5	163.0						
80	Darren COOPER	175.3	136.3	167.9	165.4	171.3	167.5	166.2	175.3	164.6	168.3			
23	Andrew TAYLOR	174.9	141.7	169.2	174.9	174.0	165.8	151.6	163.4	165.8	165.4	158.1		
27	Phillip CROWE	174.4	157.3	174.4	173.1	162.2	172.2	156.2	173.1	173.1	174.4	171.8	173.5	
17	Dave HEWSON	173.5	156.9	166.2	170.9	159.2	153.4	173.5	170.0	161.1	172.2			
19	George SPENCE	172.2	139.7	171.3	169.2	170.5	167.9	143.3	158.1	172.2	161.9			
37	Nuno CAETANO	172.2	143.3	171.3	171.3	172.2	169.6							
29	Eric WILSON	169.6	149.3	163.4	169.6	158.8	147.0	117.7	167.9	167.5	165.0			
49	Callum LAIDLAW	169.6	138.8	169.6	161.5	164.6	159.2	147.7	164.2	169.2	166.7			
125	David MURPHY	168.3	125.2	159.9	155.1	158.1	156.2	142.0	155.1	154.1	154.1	168.3		
67	Gary MILLER	168.3	136.3	163.4	165.8	164.2	146.4	164.2	160.7	168.3	166.7			
59	Gareth EVANS	167.9	136.0	164.6	163.4	159.6	167.1	153.4	163.4	167.9				
84	Maria COSTELLO	164.6	141.2	158.4	164.6									
42	Andy LAWSON	164.6	159.6	158.4	164.6	163.0								
57	Forest DUNN	164.2	158.1	160.3	164.2	163.8								
20	Hubert KALTHUBER	163.0	119.6	150.3	148.3	153.0	151.0	153.0	153.7	163.0				
40	Matthew REES	163.0	156.6	158.8	158.1	163.0	151.0							
43	Andrew SELLARS	162.6	133.1	155.1	155.9	157.7	159.6	139.4	153.7	153.4	162.6			
21	Alan CONNOR	161.5	152.3	159.6	161.5									
50	Gavin LUPTON	155.5	118.5	148.6	148.3	155.5	155.5	143.0	154.1	154.4	148.6			
33	Paul CRANSTON	151.3	145.4	151.3										
73	Trevor MATTHEWSON	148.3	113.5	138.3	131.2	138.5	117.7	132.8	148.3	139.7	138.5			

METZELER ULSTER GRAND PRIX

SUPERBIKE

Dundrod 7.401 miles


Race 4 - McKinstry Skip Hire Superbike

08/08/2015 14:00

Race (7 Laps)

RACES 4 & 7 - SUPERBIKE
Page 2 of 2

21	33	84	18
C	B	A	
42	23	43	29
D	C	B	A
20	19	67	17
C	B	A	
40	59	75	71
D	C	B	A
			C
			15



Promoted by Dundrod and District Motorcycle Club

Orbits

Provisional result to be confirmed by the Stewards of the Meeting subject to the completion of technical inspections and the time limit for protests.

MCUI (Ulster Centre) Timing @ www.elaps-timing.com



**Ride on
Delta
Seven**

METZELER ULSTER GRAND PRIX

SUPERBIKE

Race 7 - IFS Global Logistics Superbike

Saturday, 08 August 2015



Pos	Class	No	Name	Machine / Sponsor	Gp	Lap	Total Time	Behind	Speed	-----Best Lap-----		
										Time	Speed	On
Race Classification												
1	SBK	60	Peter HICKMAN	BMW - Briggs Equipment BMW	a	4	14:58.321		118.139	3:41.036	120.541	4
2	SBK	10	Conor CUMMINS	Honda - Honda Racing	a	4	14:58.349	0.028	118.135	3:40.366	120.908	4
3	SBK	1	Michael DUNLOP	BMW - Buildbase BMW Motorrad	a	4	14:59.292	0.971	118.011	3:41.369	120.360	4
4	SBK	24	Keith AMOR	BMW - Rig Deluge Road Racing	a	4	14:59.602	1.281	117.971	3:40.824	120.657	4
5	SBK	66	Russ MOUNTFORD	Kawasaki - Silicone Engineering	a	4	15:02.280	3.959	117.620	3:41.456	120.313	4
6	SBK	7	Dan KNEEN	Honda - Valvoline Racing by Padgetts	a	4	15:10.017	11.696	116.620	3:44.477	118.693	3
7	SBK	51	Derek SHEILS	Kawasaki - BikeBitsNI Racing	a	4	15:16.481	18.160	115.798	3:44.083	118.902	4
8	SBK	2	Dean HARRISON	Yamaha - Mar-Train Racing	a	4	15:17.793	19.472	115.632	3:46.418	117.676	4
9	SBK	104	Daley MATHISON	Suzuki - Hol-Taj Suzuki	a	4	15:21.805	23.484	115.129	3:44.237	118.821	3
10	SBK	6	William DUNLOP	BMW - Tyco BMW Motorrad Racing	a	4	15:22.558	24.237	115.035	3:45.758	118.020	4
11	SBK	34	Brian McCORMACK	Honda - TAG Racing	b	4	15:22.770	24.449	115.009	3:49.036	116.331	3
12	SBK	11	Paul SHOESMITH	BMW - Ice Valley by Motorsave Trade	b	4	15:34.436	36.115	113.573	3:50.949	115.367	3
13	SBK	72	David JOHNSON	BMW - Ice Valley by Motorsave Trade	a	4	15:39.456	41.135	112.966	3:47.498	117.117	4
14	SBK	77	Mark GOODINGS	Kawasaki - IPG Power Generation	a	4	15:40.692	42.371	112.818	3:47.842	116.941	4
15	SBK	97	Seamus ELLIOTT	Honda - Wilson Craig Racing	b	4	15:43.088	44.767	112.531	3:52.131	114.780	3
16	SBK	76	Horst SAIGER	Kawasaki - Team ILR	b	4	15:43.618	45.297	112.468	3:50.780	115.452	4
17	SBK	75	Stephen McKNIGHT	Honda	b	4	16:05.819	1:07.498	109.882	3:58.866	111.544	3
18	SBK	80	Darren COOPER	Kawasaki - Flue Stox	b	4	16:06.506	1:08.185	109.804	3:55.467	113.154	4
19	SBK	40	Matthew REES	Kawasaki - GT Superbikes	b	4	16:09.933	1:11.612	109.416	3:57.194	112.330	3
20	SBK	33	Paul CRANSTON	Suzuki - P & J Fuel Haulage	b	4	16:21.016	1:22.695	108.180	3:59.274	111.353	4
21	SBK	21	Alan CONNOR	Suzuki - Connor Racing	b	4	17:23.353	2:25.032	101.717	4:15.768	104.172	4

Fastest Lap


SBK	10	Conor CUMMINS	Honda - Honda Racing							3:40.366	120.908	4
-----	----	---------------	----------------------	--	--	--	--	--	--	----------	---------	---

Not Classified

DNF	SBK	9	Ian HUTCHINSON	Kawasaki - PBM Kawasaki	a	1	4:22.731		99.702	4:22.731	99.702	1
-----	-----	---	----------------	-------------------------	---	---	----------	--	--------	----------	--------	---

Provisional result to be confirmed by the Stewards of the Meeting subject to completion of technical inspections & the time limit for protests

Page 1 / 1

Circuit	Dundrod	Signed	 Chief Timekeeper	Organising Club	Dundrod & District MCC
Length(miles)	7.4011	Lap 1 (7.2763)		Race Started	18:31
Weather	Cloudy			Gp Time Diff - b	36.72
Track	Wet	Issued At:	18:52		



METZELER ULSTER GRAND PRIX

SUPERBIKE

Race 7 - IFS Global Logistics Superbike

Saturday, 08 August 2015

DETAILED SECTOR ANALYSIS



Race Classification

Position

1 60 Peter HICKMAN

Total Time **14:58.321** Avg Speed **118.139** Behind

Best Time **3:41.036** Best Speed **120.541** On **4** Gp

Lap	Lap Time	Lap Speed	Sector 1	Sector 2	Sector 3	Speed Trap
1	3:49.870	113.954			1:29.906	171.3
2	3:44.562	118.649			1:28.476	170.5
3	3:42.853	119.558			1:28.102	177.2
4	3:41.036	120.541			1:27.160	180.0
<i>Ideal</i>	<i>0.000</i>	<i>0.000</i>			<i>1:27.160</i>	<i>180.0</i>

2 10 Conor CUMMINS

Total Time **14:58.349** Avg Speed **118.135** Behind **0.028**

Best Time **3:40.366** Best Speed **120.908** On **4** Gp

Lap	Lap Time	Lap Speed	Sector 1	Sector 2	Sector 3	Speed Trap
1	3:52.841	112.500			1:28.318	159.2
2	3:43.645	119.135			1:27.248	168.3
3	3:41.497	120.290			1:27.211	163.4
4	3:40.366	120.908			1:26.554	174.4
<i>Ideal</i>	<i>0.000</i>	<i>0.000</i>			<i>1:26.554</i>	<i>174.4</i>

3 1 Michael DUNLOP

Total Time **14:59.292** Avg Speed **118.011** Behind **0.971**

Best Time **3:41.369** Best Speed **120.360** On **4** Gp

Lap	Lap Time	Lap Speed	Sector 1	Sector 2	Sector 3	Speed Trap
1	3:50.736	113.527			1:29.880	168.3
2	3:44.588	118.635			1:28.568	174.0
3	3:42.599	119.695			1:27.963	180.0
4	3:41.369	120.360			1:27.061	183.5
<i>Ideal</i>	<i>0.000</i>	<i>0.000</i>			<i>1:27.061</i>	<i>183.5</i>

4 24 Keith AMOR

Total Time **14:59.602** Avg Speed **117.971** Behind **1.281**

Best Time **3:40.824** Best Speed **120.657** On **4** Gp

Lap	Lap Time	Lap Speed	Sector 1	Sector 2	Sector 3	Speed Trap
1	3:51.790	113.010			1:30.236	163.4
2	3:44.614	118.621			1:28.808	166.2
3	3:42.374	119.816			1:28.137	171.3
4	3:40.824	120.657			1:26.679	166.2
<i>Ideal</i>	<i>0.000</i>	<i>0.000</i>			<i>1:26.679</i>	<i>171.3</i>

Race Classification

Position

5 66 Russ MOUNTFORD

Total Time **15:02.280** Avg Speed **117.620** Behind **3.959**

Best Time **3:41.456** Best Speed **120.313** On **4** Gp

Lap	Lap Time	Lap Speed	Sector 1	Sector 2	Sector 3	Speed Trap
1	3:53.350	112.255			1:28.668	151.6
2	3:43.554	119.184			1:27.223	167.1
3	3:43.920	118.989			1:27.067	171.3
4	3:41.456	120.313			1:26.807	175.3
<i>Ideal</i>	<i>0.000</i>	<i>0.000</i>			<i>1:26.807</i>	<i>175.3</i>

6 7 Dan KNEEN

Total Time **15:10.017** Avg Speed **116.620** Behind **11.696**

Best Time **3:44.477** Best Speed **118.693** On **3** Gp

Lap	Lap Time	Lap Speed	Sector 1	Sector 2	Sector 3	Speed Trap
1	3:52.376	112.725			1:30.191	160.7
2	3:47.560	117.085			1:29.932	165.4
3	3:44.477	118.693			1:28.549	178.6
4	3:45.604	118.101			1:29.605	173.5
<i>Ideal</i>	<i>0.000</i>	<i>0.000</i>			<i>1:28.549</i>	<i>178.6</i>

7 51 Derek SHEILS

Total Time **15:16.481** Avg Speed **115.798** Behind **18.160**

Best Time **3:44.083** Best Speed **118.902** On **4** Gp

Lap	Lap Time	Lap Speed	Sector 1	Sector 2	Sector 3	Speed Trap
1	3:58.328	109.910			1:30.322	152.3
2	3:48.106	116.805			1:29.610	173.5
3	3:45.964	117.912			1:28.652	171.3
4	3:44.083	118.902			1:28.293	173.1
<i>Ideal</i>	<i>0.000</i>	<i>0.000</i>			<i>1:28.293</i>	<i>173.5</i>

8 2 Dean HARRISON

Total Time **15:17.793** Avg Speed **115.632** Behind **19.472**

Best Time **3:46.418** Best Speed **117.676** On **4** Gp

Lap	Lap Time	Lap Speed	Sector 1	Sector 2	Sector 3	Speed Trap
1	3:55.978	111.005			1:30.451	155.9
2	3:48.528	116.589			1:29.774	166.2
3	3:46.869	117.442			1:29.547	167.9
4	3:46.418	117.676			1:29.706	175.8
<i>Ideal</i>	<i>0.000</i>	<i>0.000</i>			<i>1:29.547</i>	<i>175.8</i>

METZELER ULSTER GRAND PRIX

SUPERBIKE

Race 7 - IFS Global Logistics Superbike

Saturday, 08 August 2015

DETAILED SECTOR ANALYSIS



Race Classification

Position

9 104 Daley MATHISON

Total Time **15:21.805** Avg Speed **115.129** Behind **23.484**

Best Time **3:44.237** Best Speed **118.821** On **3** Gp

Lap	Lap Time	Lap Speed	Sector 1	Sector 2	Sector 3	Speed Trap
1	3:56.571	110.727			1:29.121	153.0
2	3:46.984	117.383			1:28.606	175.3
3	3:44.237	118.821			1:28.323	177.2
4	3:54.013	113.857			1:33.738	173.5
<i>Ideal</i>	<i>0.000</i>	<i>0.000</i>			<i>1:28.323</i>	<i>177.2</i>

Race Classification

Position

13 72 David JOHNSON

Total Time **15:39.456** Avg Speed **112.966** Behind **41.135**

Best Time **3:47.498** Best Speed **117.117** On **4** Gp

Lap	Lap Time	Lap Speed	Sector 1	Sector 2	Sector 3	Speed Trap
1	4:05.638	106.639			1:35.204	158.1
2	3:55.563	113.108			1:32.207	162.6
3	3:50.757	115.463			1:30.078	161.1
4	3:47.498	117.117			1:29.921	172.2
<i>Ideal</i>	<i>0.000</i>	<i>0.000</i>			<i>1:29.921</i>	<i>172.2</i>

10 6 William DUNLOP

Total Time **15:22.558** Avg Speed **115.035** Behind **24.237**

Best Time **3:45.758** Best Speed **118.020** On **4** Gp

Lap	Lap Time	Lap Speed	Sector 1	Sector 2	Sector 3	Speed Trap
1	4:02.395	108.066			1:32.270	147.3
2	3:47.505	117.114			1:30.272	169.2
3	3:46.900	117.426			1:30.160	173.1
4	3:45.758	118.020			1:29.638	174.4
<i>Ideal</i>	<i>0.000</i>	<i>0.000</i>			<i>1:29.638</i>	<i>174.4</i>

14 77 Mark GOODINGS

Total Time **15:40.692** Avg Speed **112.818** Behind **42.371**

Best Time **3:47.842** Best Speed **116.941** On **4** Gp

Lap	Lap Time	Lap Speed	Sector 1	Sector 2	Sector 3	Speed Trap
1	4:06.407	106.307			1:35.580	148.3
2	3:56.270	112.769			1:33.283	157.7
3	3:50.173	115.756			1:30.528	163.4
4	3:47.842	116.941			1:30.174	169.2
<i>Ideal</i>	<i>0.000</i>	<i>0.000</i>			<i>1:30.174</i>	<i>169.2</i>

11 34 Brian McCORMACK

Total Time **15:22.770** Avg Speed **115.009** Behind **24.449**

Best Time **3:49.036** Best Speed **116.331** On **3** Gp

Lap	Lap Time	Lap Speed	Sector 1	Sector 2	Sector 3	Speed Trap
1	3:55.249	111.349			1:30.945	148.6
2	3:49.422	116.135			1:30.504	168.7
3	3:49.036	116.331			1:30.032	166.2
4	3:49.063	116.317			1:30.323	171.3
<i>Ideal</i>	<i>0.000</i>	<i>0.000</i>			<i>1:30.032</i>	<i>171.3</i>

15 97 Seamus ELLIOTT

Total Time **15:43.088** Avg Speed **112.531** Behind **44.767**

Best Time **3:52.131** Best Speed **114.780** On **3** Gp

Lap	Lap Time	Lap Speed	Sector 1	Sector 2	Sector 3	Speed Trap
1	4:01.659	108.395			1:33.457	155.1
2	3:55.828	112.980			1:32.176	166.7
3	3:52.131	114.780			1:31.871	178.6
4	3:53.470	114.122			1:32.055	176.3
<i>Ideal</i>	<i>0.000</i>	<i>0.000</i>			<i>1:31.871</i>	<i>178.6</i>

12 11 Paul SHOESMITH

Total Time **15:34.436** Avg Speed **113.573** Behind **36.115**

Best Time **3:50.949** Best Speed **115.367** On **3** Gp

Lap	Lap Time	Lap Speed	Sector 1	Sector 2	Sector 3	Speed Trap
1	3:59.153	109.531			1:34.250	153.0
2	3:52.980	114.362			1:33.353	169.2
3	3:50.949	115.367			1:32.067	172.2
4	3:51.354	115.165			1:33.026	169.6
<i>Ideal</i>	<i>0.000</i>	<i>0.000</i>			<i>1:32.067</i>	<i>172.2</i>

16 76 Horst SAIGER

Total Time **15:43.618** Avg Speed **112.468** Behind **45.297**

Best Time **3:50.780** Best Speed **115.452** On **4** Gp

Lap	Lap Time	Lap Speed	Sector 1	Sector 2	Sector 3	Speed Trap
1	4:06.313	106.347			1:34.857	142.0
2	3:54.383	113.677			1:32.920	158.4
3	3:52.142	114.774			1:31.602	164.2
4	3:50.780	115.452			1:31.320	162.6
<i>Ideal</i>	<i>0.000</i>	<i>0.000</i>			<i>1:31.320</i>	<i>164.2</i>

METZELER ULSTER GRAND PRIX

SUPERBIKE

Race 7 - IFS Global Logistics Superbike

Saturday, 08 August 2015

DETAILED SECTOR ANALYSIS



Race Classification

Position

17 75 Stephen McKNIGHT

Total Time **16:05.819** Avg Speed **109.882** Behind **1:07.498**

Best Time **3:58.866** Best Speed **111.544** On **3** Gp

Lap	Lap Time	Lap Speed	Sector 1	Sector 2	Sector 3	Speed Trap
1	4:07.123	105.999			1:36.821	158.1
2	4:00.738	110.676			1:35.301	160.3
3	3:58.866	111.544			1:34.356	168.7
4	3:59.092	111.438			1:34.470	164.6
<i>Ideal</i>	<i>0.000</i>	<i>0.000</i>			<i>1:34.356</i>	<i>168.7</i>

18 80 Darren COOPER

Total Time **16:06.506** Avg Speed **109.804** Behind **1:08.185**

Best Time **3:55.467** Best Speed **113.154** On **4** Gp

Lap	Lap Time	Lap Speed	Sector 1	Sector 2	Sector 3	Speed Trap
1	4:11.335	104.222			1:38.464	135.7
2	4:02.673	109.794			1:36.050	159.2
3	3:57.031	112.407			1:33.804	161.1
4	3:55.467	113.154			1:33.112	164.2
<i>Ideal</i>	<i>0.000</i>	<i>0.000</i>			<i>1:33.112</i>	<i>164.2</i>

19 40 Matthew REES

Total Time **16:09.933** Avg Speed **109.416** Behind **1:11.612**

Best Time **3:57.194** Best Speed **112.330** On **3** Gp

Lap	Lap Time	Lap Speed	Sector 1	Sector 2	Sector 3	Speed Trap
1	4:12.004	103.945			1:37.146	136.9
2	4:02.147	110.032			1:35.076	153.0
3	3:57.194	112.330			1:33.332	165.4
4	3:58.588	111.674			1:35.056	161.5
<i>Ideal</i>	<i>0.000</i>	<i>0.000</i>			<i>1:33.332</i>	<i>165.4</i>

20 33 Paul CRANSTON

Total Time **16:21.016** Avg Speed **108.180** Behind **1:22.695**

Best Time **3:59.274** Best Speed **111.353** On **4** Gp

Lap	Lap Time	Lap Speed	Sector 1	Sector 2	Sector 3	Speed Trap
1	4:13.413	103.368			1:38.522	140.9
2	4:05.903	108.352			1:36.737	156.9
3	4:02.426	109.906			1:35.412	161.1
4	3:59.274	111.353			1:34.898	167.1
<i>Ideal</i>	<i>0.000</i>	<i>0.000</i>			<i>1:34.898</i>	<i>167.1</i>

Race Classification

Position

21 21 Alan CONNOR

Total Time **17:23.353** Avg Speed **101.717** Behind **2:25.032**

Best Time **4:15.768** Best Speed **104.172** On **4** Gp

Lap	Lap Time	Lap Speed	Sector 1	Sector 2	Sector 3	Speed Trap
1	4:29.161	97.320			1:44.730	130.7
2	4:20.420	102.311			1:42.847	138.3
3	4:18.004	103.270			1:41.996	148.6
4	4:15.768	104.172			1:41.717	152.3
<i>Ideal</i>	<i>0.000</i>	<i>0.000</i>			<i>1:41.717</i>	<i>152.3</i>

Not Classified

Position

DNF 9 Ian HUTCHINSON

Total Time **4:22.731** Avg Speed **99.702** Behind

Best Time **4:22.731** Best Speed **99.702** On **1** Gp

Lap	Lap Time	Lap Speed	Sector 1	Sector 2	Sector 3	Speed Trap
1	4:22.731	99.702			1:52.550	156.9
<i>Ideal</i>	<i>0.000</i>	<i>0.000</i>			<i>1:52.550</i>	<i>156.9</i>

METZELER ULSTER GRAND PRIX

SUPERBIKE

Race 7 - IFS Global Logistics Superbike

LAP CHART



1					2					4				
No	Name	Gp	Time of Day	Lap Time	No	Name	Gp	Time of Day	Lap Time	No	Name	Gp	Time of Day	Lap Time
60	Peter HICKMAN	a	18:35:00.011	3:49.870	60	Peter HICKMAN	a	18:38:44.573	3:44.562	60	Peter HICKMAN	a	18:46:08.462	3:41.036
1	Michael DUNLOP	a	18:35:00.877	3:50.736	1	Michael DUNLOP	a	18:38:45.465	3:44.588	10	Conor CUMMINS	a	18:46:08.490	3:40.366
24	Keith AMOR	a	18:35:01.931	3:51.790	24	Keith AMOR	a	18:38:46.545	3:44.614	1	Michael DUNLOP	a	18:46:09.433	3:41.369
7	Dan KNEEN	a	18:35:02.517	3:52.376	10	Conor CUMMINS	a	18:38:46.627	3:43.645	24	Keith AMOR	a	18:46:09.743	3:40.824
10	Conor CUMMINS	a	18:35:02.982	3:52.841	66	Russ MOUNTFORD	a	18:38:47.045	3:43.554	66	Russ MOUNTFORD	a	18:46:12.421	3:41.456
66	Russ MOUNTFORD	a	18:35:03.491	3:53.350	7	Dan KNEEN	a	18:38:50.077	3:47.560	7	Dan KNEEN	a	18:46:20.158	3:45.604
34	Brian McCORMACK	b	18:35:05.390	3:55.249	104	Daley MATHISON	a	18:38:53.696	3:46.984	51	Derek SHEILS	a	18:46:26.622	3:44.083
2	Dean HARRISON	a	18:35:06.119	3:55.978	2	Dean HARRISON	a	18:38:54.647	3:48.528	2	Dean HARRISON	a	18:46:27.934	3:46.418
104	Daley MATHISON	a	18:35:06.712	3:56.571	34	Brian McCORMACK	b	18:38:54.812	3:49.422	104	Daley MATHISON	a	18:46:31.946	3:54.013
51	Derek SHEILS	a	18:35:08.469	3:58.328	51	Derek SHEILS	a	18:38:56.575	3:48.106	6	William DUNLOP	a	18:46:32.699	3:45.758
11	Paul SHOESMITH	b	18:35:09.294	3:59.153	6	William DUNLOP	a	18:39:00.041	3:47.505	34	Brian McCORMACK	b	18:46:32.911	3:49.063
97	Seamus ELLIOTT	b	18:35:11.800	4:01.659	11	Paul SHOESMITH	b	18:39:02.274	3:52.980	11	Paul SHOESMITH	b	18:46:44.577	3:51.354
6	William DUNLOP	a	18:35:12.536	4:02.395	97	Seamus ELLIOTT	b	18:39:07.628	3:55.828	72	David JOHNSON	a	18:46:49.597	3:47.498
72	David JOHNSON	a	18:35:15.779	4:05.638	76	Horst SAIGER	b	18:39:10.837	3:54.383	77	Mark GOODINGS	a	18:46:50.833	3:47.842
76	Horst SAIGER	b	18:35:16.454	4:06.313	72	David JOHNSON	a	18:39:11.342	3:55.563	97	Seamus ELLIOTT	b	18:46:53.229	3:53.470
77	Mark GOODINGS	a	18:35:16.548	4:06.407	77	Mark GOODINGS	a	18:39:12.818	3:56.270	76	Horst SAIGER	b	18:46:53.759	3:50.780
75	Stephen McKNIGHT	b	18:35:17.264	4:07.123	75	Stephen McKNIGHT	b	18:39:18.002	4:00.738	75	Stephen McKNIGHT	b	18:47:15.960	3:59.092
80	Darren COOPER	b	18:35:21.476	4:11.335	80	Darren COOPER	b	18:39:24.149	4:02.673	80	Darren COOPER	b	18:47:16.647	3:55.467
40	Matthew REES	b	18:35:22.145	4:12.004	40	Matthew REES	b	18:39:24.292	4:02.147	40	Matthew REES	b	18:47:20.074	3:58.588
33	Paul CRANSTON	b	18:35:23.554	4:13.413	33	Paul CRANSTON	b	18:39:29.457	4:05.903	33	Paul CRANSTON	b	18:47:31.157	3:59.274
9	Ian HUTCHINSON	a	18:35:32.872	4:22.731	21	Alan CONNOR	b	18:39:59.722	4:20.420	21	Alan CONNOR	b	18:48:33.494	4:15.768
21	Alan CONNOR	b	18:35:39.302	4:29.161										

3				
No	Name	Gp	Time of Day	Lap Time
60	Peter HICKMAN	a	18:42:27.426	3:42.853
1	Michael DUNLOP	a	18:42:28.064	3:42.599
10	Conor CUMMINS	a	18:42:28.124	3:41.497
24	Keith AMOR	a	18:42:28.919	3:42.374
66	Russ MOUNTFORD	a	18:42:30.965	3:43.920
7	Dan KNEEN	a	18:42:34.554	3:44.477
104	Daley MATHISON	a	18:42:37.933	3:44.237
2	Dean HARRISON	a	18:42:41.516	3:46.869
51	Derek SHEILS	a	18:42:42.539	3:45.964
34	Brian McCORMACK	b	18:42:43.848	3:49.036
6	William DUNLOP	a	18:42:46.941	3:46.900
11	Paul SHOESMITH	b	18:42:53.223	3:50.949
97	Seamus ELLIOTT	b	18:42:59.759	3:52.131
72	David JOHNSON	a	18:43:02.099	3:50.757
76	Horst SAIGER	b	18:43:02.979	3:52.142
77	Mark GOODINGS	a	18:43:02.991	3:50.173
75	Stephen McKNIGHT	b	18:43:16.868	3:58.866
80	Darren COOPER	b	18:43:21.180	3:57.031
40	Matthew REES	b	18:43:21.486	3:57.194
33	Paul CRANSTON	b	18:43:31.883	4:02.426
21	Alan CONNOR	b	18:44:17.726	4:18.004

METZELER ULSTER GRAND PRIX

SUPERBIKE

Race 7 - IFS Global Logistics Superbike

Saturday, 08 August 2015



SPEED TRAP ON FLYING KILO

Class	No/Nam	Fastest	Lap 1	Lap 2	Lap 3	Lap 4	Lap 5	Lap 6	Lap 7	Lap 8	Lap 9	Lap 10	Lap 11	Lap 12
SBK	1 Michael DUNLOP	183.5	168.3	174.0	180.0	183.5								
SBK	60 Peter HICKMAN	180.0	171.3	170.5	177.2	180.0								
SBK	7 Dan KNEEN	178.6	160.7	165.4	178.6	173.5								
SBK	97 Seamus ELLIOTT	178.6	155.1	166.7	178.6	176.3								
SBK	104 Daley MATHISON	177.2	153.0	175.3	177.2	173.5								
SBK	2 Dean HARRISON	175.8	155.9	166.2	167.9	175.8								
SBK	66 Russ MOUNTFORD	175.3	151.6	167.1	171.3	175.3								
SBK	10 Conor CUMMINS	174.4	159.2	168.3	163.4	174.4								
SBK	6 William DUNLOP	174.4	147.3	169.2	173.1	174.4								
SBK	51 Derek SHEILS	173.5	152.3	173.5	171.3	173.1								
SBK	11 Paul SHOESMITH	172.2	153.0	169.2	172.2	169.6								
SBK	72 David JOHNSON	172.2	158.1	162.6	161.1	172.2								
SBK	24 Keith AMOR	171.3	163.4	166.2	171.3	166.2								
SBK	34 Brian McCORMACK	171.3	148.6	168.7	166.2	171.3								
SBK	77 Mark GOODINGS	169.2	148.3	157.7	163.4	169.2								
SBK	75 Stephen McKNIGHT	168.7	158.1	160.3	168.7	164.6								
SBK	33 Paul CRANSTON	167.1	140.9	156.9	161.1	167.1								
SBK	40 Matthew REES	165.4	136.9	153.0	165.4	161.5								
SBK	76 Horst SAIGER	164.2	142.0	158.4	164.2	162.6								
SBK	80 Darren COOPER	164.2	135.7	159.2	161.1	164.2								
SBK	9 Ian HUTCHINSON	156.9	156.9											
SBK	21 Alan CONNOR	152.3	130.7	138.3	148.6	152.3								