



Wednesday 10th – Saturday 13th August 2016

promoted by
Dundrod & District Motorcycle Club
www.ulstergrandprix.net

Around A Pound

SUPERBIKE



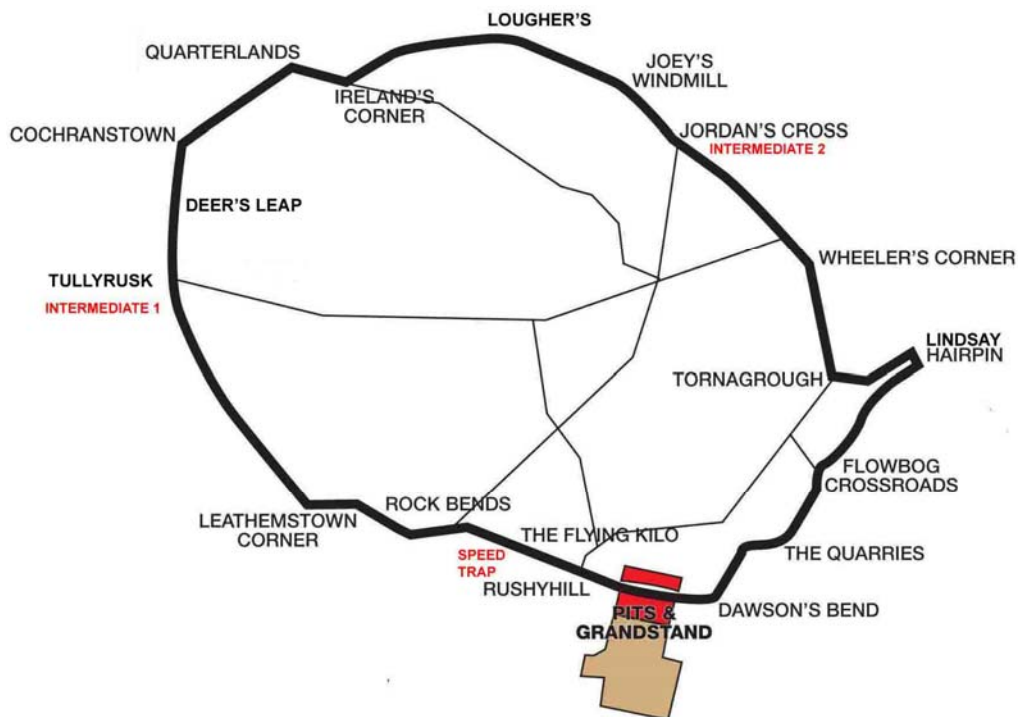
tourism
northernireland



The UK's No.1 Excavator Supplier
HITACHI
CONSTRUCTION MACHINERY UK



Dundrod Circuit 7.4011 miles



LAP RECORDS

Class	Name	Machine	m s	mph	Year
125cc	William Dunlop	Honda	3 55.017	113.370	2009
Moto 3 (250cc 4/s)	Christian Elkin	Honda	4 06.315	108.170	2015
250cc	Darran Lindsay	Honda	3 38.634	121.866	2006
400cc	Jason Griffiths	Yamaha	3 58.43	111.748	2003
Moto 450	Paul Owen	Yamaha	4 36.889	96.226	2011
Supertwin	Ivan Lintin	Kawasaki	3 44.398	118.735	2014
Supersport	Lee Johnston	Triumph	3 26.681	128.913	2015
Superstock	Lee Johnston	BMW	3 20.643	132.793	2015
Superbike	Bruce Anstey (NZ)	Suzuki	3 18.870	133.977	2010
Challenge Superbike	Peter Hickman	BMW	3 24.303	130.414	2014
National	Lee Johnston	Honda 600	3 36.269	123.198	2012

MOST WINS at the ULSTER GP

Joey Dunlop	24	1979 - 99	(125 - 2, 250 - 7, 500 - 3, Superbike - 8, F1 - 4)
Ian Lougher	18	1998 - 13	(125 - 4, 250 - 3, Supersport - 3, Superstock - 2, Superbike - 6)
Phillip McCallen	14	1991 - 96	(250 - 6, 400 - 1, Supersport - 3, Superbike - 4)
Guy Martin	11	2006 - 13	(Supersport - 4, Superbike - 7)
Bruce Anstey (NZ)	11	2003 - 15	(Supersport - 3, Prod'n 600 - 1, Superstock - 2, Superbike - 5)
Brian Reid	9	1983 - 92	(250 - 4, 350 - 2, 400 - 1, F2 - 1, Supersport - 1)
Robert Dunlop	9	1990 - 03	(125 - 7, Superbike - 2)
Ryan Farquhar	9	2002 - 12	(400 - 1, Supertwin - 4, Supersport - 2, Superstock - 2)
Stanley Woods	7	1924 - 39	(350 - 1, 500 - 4, Over 600 - 2)
Mike Hailwood	7	1959 - 67	(125 - 1, 250 - 1, 350 - 1, 500 - 4)
Giacomo Agostini (I)	7	1967 - 70	(350 - 4, 500 - 3)
Ray McCullough	7	1971 - 82	(250 - 3, 350 - 4)
Bob Jackson	7	1993 - 97	(SSP - 1, Classic 250 - 3, Classic 500 - 3)
William Dunlop	7	2007 - 13	(125 - 2, 250 - 2, Supersport - 3)
John Surtees	6	1955 - 60	(250 - 1, 350 - 3, 500 - 2)
John Williams	6	1973 - 78	(250 - 1, 350 - 1, 500 - 3, Superbike - 1)
Bill Swallow	6	1994 - 00	(Classic 350 - 3, Classic 500 - 3)
Michael Dunlop	6	2011 - 13	(Supersport - 2, Superstock - 3, Superbike - 1)

MOST WINS at the DUNDROD 150

Joey Dunlop	24	1976 - 94	(125 - 1, 250 - 5, 350 - 2, 500 - 3, Superbike - 13)
Bob Jackson	11	1981 - 98	(250 - 1, Supersport - 2, Superbike - 4, Classic - 4)
Ray McCullough	10	1965 - 82	(250 - 7, 350 - 3)

Dundrod Circuit 7.4011 miles

LAP & RACE RECORDS & BEST SECTORS ANALYSIS (RACE & QUALIFYING)

SUPERTWIN	Name	Machine	Laps	m	s	mph	Session & Year
Lap Record	Ivan Lintin	Kawasaki	3	44.398		118.734	Dundrod 150 2014
Best Qualifying Lap	Ivan Lintin	Kawasaki	3	45.646		118.079	Thu Qualifying 2014
Best Sector 1	Glenn Irwin	Kawasaki	1	00.669		128.778	Thu Qualifying 2015
Best Sector 2	Ivan Lintin	Kawasaki	1	18.233		120.698	Thu Qualifying 2015
Best Sector 3	Glenn Irwin	Kawasaki	1	26.705		108.282	Thu Qualifying 2015
Ideal Lap (sum of best sectors)			3	45.607		118.099	
Difference (Best Lap – Ideal Lap)						-1.209	
Race Record	Lee Johnston	Kawasaki	5	18	54.260	117.055	Dundrod 150 2014

SUPERSPORT	Name	Machine	Laps	m	s	mph	Session & Year
Lap Record	Lee Johnston	Triumph	3	26.681		128.913	Supersport-1 2015
Best Qualifying Lap	Lee Johnston	Triumph	3	29.174		127.377	Thu Qualifying 2015
Best Sector 1	Ian Hutchinson	Yamaha		54.648		142.966	Supersport-1 2015
Best Sector 2	Lee Johnston	Triumph	1	11.112		132.785	Supersport-1 2015
Best Sector 3	Lee Johnston	Triumph	1	20.360		116.827	Supersport-1 2015
Ideal Lap (sum of best sectors)			3	26.120		129.265	
Difference (Best Lap – Ideal Lap)						0.561	
Race Record	Lee Johnston	Triumph	6	20	52.997	127.227	Supersport-1 2015

SUPERSTOCK	Name	Machine	Laps	m	s	mph	Session & Year
Lap Record	Lee Johnston	BMW	3	20.643		132.793	Superstock 2015
Best Qualifying Lap	Michael Dunlop	Kawasaki	3	21.812		132.024	Thu Qualifying 2012
Best Sector 1	Lee Johnston	BMW		52.307		149.365	Superstock 2015
Best Sector 2	Peter Hickman	BMW	1	09.090		136.671	Superstock 2015
Best Sector 3	Michael Dunlop	BMW	1	18.936		118.939	Superstock 2015
Ideal Lap (sum of best sectors)			3	20.333		132.999	
Difference (Best Lap – Ideal Lap)						0.310	
Race Record	Lee Johnston	BMW	6	20	14.991	131.206	Superstock 2015

SUPERBIKE	Name	Machine	Laps	m	s	mph	Session & Year
Lap Record	Bruce Anstey	Suzuki	3	18.870		133.977	UGP Superbike-2 2010
Best Qualifying Lap	Bruce Anstey	Honda	3	20.083		133.165	Thu Qualifying 2014
Best Sector 1	Lee Johnston	BMW		52.098		149.964	UGP Superbike-1 2015
Best Sector 2	Lee Johnston	BMW	1	08.867		137.113	UGP Superbike-1 2015
Best Sector 3	Bruce Anstey	Honda	1	18.302		119.902	Dundrod 150 2015
Ideal Lap (sum of best sectors)			3	19.267		133.710	
Difference (Best Lap – Ideal Lap)						-0.397	
Race Record	Bruce Anstey	Suzuki	5	16	45.615	132.029	Superbike-2 2010

Sector	Description	Distance
Sector 1	Finish to Tullyrusk (top of Deer's Leap)	2.17023 miles
Sector 2	Tullyrusk to Jordan's Cross	2.62294 miles
Sector 3	Jordan's Cross to Finish	2.60793 miles

FASTEST SPEED TRAP SPEEDS

Name	Machine	mph	Session & Year
Cameron Donald	Suzuki	197	2010 UGP Superbike Race 2
Peter Hickman	BMW	196.9	2015 UGP Superbike Race 1
William Dunlop	BMW	196.9	2015 UGP Superbike Race 1
Ian Hutchinson	Kawasaki	196.3	2015 UGP Superbike Thu Qualifying
Bruce Anstey	Honda	196.3	2015 Dundrod 150 Superbike Race
Michael Dunlop	Honda	196	2012 Dundrod 150 Superbike Qualifying
Conor Cummins	Suzuki	196	2012 UGP Superbike Race 2
Guy Martin	Honda	195	2010 UGP Superbike Race 2

Dundrod Circuit 7.4011 miles

LAP & RACE RECORDS & BEST SECTORS ANALYSIS (RACE & QUALIFYING)

ULTRA-L/WEIGHT	Name	Machine	Laps	m	s	mph	Session & Year
Lap Record 125cc	William Dunlop	Honda	3	55.017		113.370	2009
Lap Record Moto 3	Christian Elkin	Honda 250	4	06.315		108.170	UGP 2015
Best Qualifying Lap	Gary Dynes	Honda	3	58.15		111.879	1999
Best Sector 1	Christian Elkin	Honda 250	1	06.470		117.539	UGP 2015
Best Sector 2	Christian Elkin	Honda 250	1	24.546		111.686	UGP 2015
Best Sector 3	Christian Elkin	Honda 250	1	33.244		100.688	Thu Qualifying 2015
Ideal Lap (sum of best sectors) Moto 3			4	04.260		109.080	
Difference (Best Lap – Ideal Lap) Moto 3					2.055		
Race Record 125cc	Phelim Owens	Honda	7	27	57.75	111.166	1999
Race Record Moto 3	Christian Elkin	Honda	5	20	41.173	106.972	2015

LIGHTWEIGHT	Name	Machine	Laps	m	s	mph	Session & Year
Lap Record 250cc	Darran Lindsay	Honda	3	38.634		121.866	2006
Lap Record 400cc	Jason Griffiths	Yamaha	3	58.43		111.748	2003
Lap Record 450cc	Paul Owen	Yamaha	4	36.889		96.226	2011
Best Qualifying Lap	William Dunlop	Honda 250	3	41.545		120.264	2009
Best Sector 1	Sam Wilson	Honda 250	1	01.479		127.081	UGP 2015
Best Sector 2	Sam Wilson	Honda 250	1	19.386		118.945	UGP 2015
Best Sector 3	Sam Wilson	Honda 250	1	28.802		105.725	Thu Qualifying 2015
Ideal Lap (sum of best sectors) 250cc			3	49.667		116.011	
Difference (Best Lap – Ideal Lap) 250cc					-11.033		
Race Record 250cc	Darran Lindsay	Honda	6	22	07.158	120.127	2006
Race Record 400cc	Iain Duffus	Kawasaki	5	20	08.25	109.898	2003
Race Record 450cc	Paul Owen	Yamaha	2	9	19.446	94.448	2011

NATIONAL	Name	Machine	Laps	m	s	mph	Session & Year
Lap Record	Lee Johnston	Honda 600	3	36.269		123.198	Dundrod 150 2012
Best Qualifying Lap	Lee Johnston	Honda 600	3	39.290		121.501	Dundrod 150 2012
Best Sector 1							
Best Sector 2	no sector times recorded						
Best Sector 3							
Ideal Lap (sum of best sectors)							
Difference (Best Lap – Ideal Lap)							
Race Record	Lee Johnston	Honda 600	5	18	07.383	122.101	Dundrod 150 2012

CHALLENGE	Name	Machine	Laps	m	s	mph	Session & Year
Lap Record	Peter Hickman	BMW	3	24.303		130.414	Dundrod 150 2014
Best Qualifying Lap	Dean Harrison	Kawasaki	3	31.040		126.251	Dundrod 150 2012
Best Sector 1							
Best Sector 2	no sector times recorded						
Best Sector 3							
Ideal Lap (sum of best sectors)							
Difference (Best Lap – Ideal Lap)							
Race Record	Peter Hickman	BMW	4	13	57.193	126.765	Dundrod 150 2012

Sector	Description	Distance
Sector 1	Finish to Tullyrusk (top of Deer's Leap)	2.17023 miles
Sector 2	Tullyrusk to Jordan's Cross	2.62294 miles
Sector 3	Jordan's Cross to Finish	2.60793 miles

**MCE INSURANCE ULSTER GRAND PRIX
SUPERBIKE/SUPERSTOCK
UGP First Qualifying - AMENDED
Wednesday, 10 August 2016**



UGP Superbike First Qualifying

Qualifying Time

4:20.878


Qualifying Speed

102.132

Pos	Class	No	Name	Machine / Sponsor	Time	Best Lap			Total Laps	Qualifying Laps
						Behind	Speed	On		
Qualifying Classification										
1	SBK	1	Michael DUNLOP	BMW - Hawk Racing	3:39.108		121.602	6	7	5
2	SBK	51	Derek SHEILS	Suzuki - Cookstown BE Racing	3:40.354	1.246	120.914	5	5	4
3	SBK	36	Jamie COWARD	Kawasaki - Devitt RC Express Racing	3:42.398	3.290	119.803	7	7	6
4	SBK	2	Dean HARRISON	Kawasaki - Silicone Engineering	3:42.684	3.576	119.649	9	9	7
5	SBK	6	William DUNLOP	Yamaha - IC / MMB Racing	3:42.895	3.787	119.536	6	7	5
6	SBK	60	Peter HICKMAN	Kawasaki - GB Moto Racing	3:43.037	3.929	119.460	5	5	4
7	SBK	5	Bruce ANSTEY	Honda - Valvoline Racing by Padgetts	3:44.006	4.898	118.943	9	9	6
8	SBK	14	Dan KNEEN	Yamaha - Mar-Train Yamaha Racing	3:45.311	6.203	118.254	2	4	4
9	SBK	19	Steve MERCER	Kawasaki - Devitt RC Express Racing	3:47.034	7.926	117.357	10	10	9
10	SBK	22	Rob BARBER	Yamaha - PRB Racing	3:53.080	13.972	114.313	3	8	7
11	SBK	23	Richard McLOUGHLIN	Kawasaki	3:53.359	14.251	114.176	6	10	9
12	SBK	111	Brian McCORMACK	Honda - TAG Racing	3:53.744	14.636	113.988	3	7	6
13	SBK	17	Mark GOODINGS	Kawasaki - Team York Suzuki / PMH	3:54.466	15.358	113.637	6	9	8
14	SBK	56	David JACKSON	BMW	3:55.020	15.912	113.369	7	8	6
15	SBK	74	Dominic HERBERTSON	Honda	3:55.492	16.384	113.142	3	6	3
16	SBK	61	John WALSH	BMW - Nolan Racing	3:56.011	16.903	112.893	4	5	3
17	SBK	38	Matthew REES	Kawasaki - Phil Morris Racing	3:56.189	17.081	112.808	6	8	8
18	SBK	20	Phillip CROWE	BMW - Handtrans/Sheffpack	3:57.957	18.849	111.970	5	8	6
19	SBK	75	Mike BOOTH	Kawasaki - Danny Tomlinson Racing	3:58.901	19.793	111.527	8	9	7
20	SBK	21	Alan CONNOR	Suzuki - Connor Racing	3:59.734	20.626	111.140	8	8	6
21	SBK	35	Stephen McKNIGHT	Honda - McKnight Racing	4:00.833	21.725	110.633	7	8	6
22	SBK	47	Alistair KIRK	Kawasaki - AKR / McCurry Motorsport	4:01.530	22.422	110.313	3	6	3
23	SBK	64	Frank GALLAGHER	Kawasaki	4:04.227	25.119	109.095	5	7	5
24	SBK	30	Paul CRANSTON	Suzuki - P & J Fuel Haulage	4:05.833	26.725	108.382	3	6	5
25	SBK	29	Mark PARRETT	BMW - C & C Ltd.	4:05.842	26.734	108.378	2	5	3
26	SBK	16	Dave HEWSON	BMW - Obsession Engineering	4:06.476	27.368	108.100	6	7	5
27	SBK	44	Forest DUNN	Kawasaki - Forest Dunn Racing	4:07.771	28.663	107.535	5	6	4
28	SBK	102	Julien TONUITTI	Yamaha - Optimark Road Racing	4:09.606	30.498	106.744	3	4	3
29	SBK	32	Ryan KNEEN	Kawasaki - Charmer Builders Ltd	4:10.463	31.355	106.379	5	6	5
30	SBK	99	Adrian CLARK	Kawasaki - Safe Access	4:10.541	31.433	106.346	3	5	4
31	SBK	95	Ben REA	BMW - VRS Racing	4:11.484	32.376	105.947	3	5	2
32	SBK	25	Donald MacFADYEN	BMW - Safe Access/ORD Industrial	4:12.358	33.250	105.580	6	7	6
33	SBK	24	Andrew SELLARS	BMW	4:13.128	34.020	105.259	2	7	4
34	SBK	28	Paul GARTLAND	Kawasaki - North West Gas / Rod Lee	4:19.086	39.978	102.838	3	5	2
Non Qualifiers										
	SBK	50	Daniel HEGARTY	Kawasaki - RTR M/cycles / Top Gun	4:25.955	46.725	100.182	2	2	0
	SBK	72	Gareth KEYS	Kawasaki - Neil Irwin / Keys Racing	9:39.366	6:00.136	45.988	1	1	0

Provisional result to be confirmed by the Stewards of the Meeting subject to completion of technical inspections & the time limit for protests

Page 1 / 2

Circuit	Dundrod	Signed	Organising Club	Dundrod & District MCC
Length(miles)	7.4011	 Chief Timekeeper	Qualifying Started	19:10
Weather	Cloudy		Issued At:	09:54
Track	Damp			



MCE INSURANCE ULSTER GRAND PRIX

SUPERBIKE/SUPERSTOCK
UGP First Qualifying - AMENDED
Wednesday, 10 August 2016



DETAILED SECTOR ANALYSIS

SUPERBIKE

Qualifying Classification

Position

1 **1 Michael DUNLOP**

SBK Behind

Best Time **3:39.108** Best Speed **121.602** On **6** Gp

Lap	Lap Time	Lap Speed	Sector 1	Sector 2	Sector 3	Speed Trap
1	6:20.378	68.865		1:20.860	1:31.588	143.6
2	3:42.772	119.602	57.515	1:17.085	1:28.172	188.1
3	3:54.275	113.729	59.684	1:18.601	1:35.990	187.6
4	8:09.984	54.377		1:19.032	1:30.791	165.4
5	3:54.217	113.758	58.229	1:18.881	1:37.107	184.5
6	3:39.108	121.602	56.730	1:15.405	1:26.973	191.3
7	4:08.475	107.230	1:00.674	1:25.618	1:42.183	186.0
<i>Ideal</i>	<i>3:39.108</i>	<i>121.602</i>	<i>56.730</i>	<i>1:15.405</i>	<i>1:26.973</i>	<i>191.3</i>

2 **51 Derek SHEILS**

SBK Behind **1.246**

Best Time **3:40.354** Best Speed **120.914** On **5** Gp

Lap	Lap Time	Lap Speed	Sector 1	Sector 2	Sector 3	Speed Trap
1	28:20.314	15.406		1:20.234	1:33.077	162.2
2	3:48.526	116.590	59.292	1:19.167	1:30.067	181.5
3	3:43.455	119.236	58.104	1:17.068	1:28.283	180.0
4	3:42.323	119.843	58.292	1:16.723	1:27.308	180.0
5	3:40.354	120.914	57.479	1:15.803	1:27.072	181.0
<i>Ideal</i>	<i>3:40.354</i>	<i>120.914</i>	<i>57.479</i>	<i>1:15.803</i>	<i>1:27.072</i>	<i>181.5</i>

3 **36 Jamie COWARD**

STK Behind **3.290**

Best Time **3:42.398** Best Speed **119.803** On **7** Gp

Lap	Lap Time	Lap Speed	Sector 1	Sector 2	Sector 3	Speed Trap
1	4:06.493	106.269		1:23.129	1:31.238	159.2
2	3:47.188	117.277	59.287	1:19.011	1:28.890	180.5
3	3:46.804	117.476	58.912	1:18.693	1:29.199	180.0
4	3:56.454	112.681	59.081	1:19.873	1:37.500	181.0
5	17:52.200	24.850		1:22.187	1:30.553	153.0
6	3:45.021	118.407	58.600	1:19.112	1:27.309	181.0
7	3:42.398	119.803	58.025	1:17.465	1:26.908	181.5
<i>Ideal</i>	<i>3:42.398</i>	<i>119.803</i>	<i>58.025</i>	<i>1:17.465</i>	<i>1:26.908</i>	<i>181.5</i>

Qualifying Classification

Position

4 **2 Dean HARRISON**

STK Behind **3.576**

Best Time **3:42.684** Best Speed **119.649** On **9** Gp

Lap	Lap Time	Lap Speed	Sector 1	Sector 2	Sector 3	Speed Trap
1	6:10.423	70.716		1:21.867	1:32.462	122.2
2	3:48.556	116.575	59.140	1:18.765	1:30.651	180.0
3	3:50.946	115.369	1:01.211	1:18.904	1:30.831	174.4
4	3:51.135	115.274	59.401	1:17.945	1:33.789	183.0
5	3:46.725	117.517	59.085	1:17.363	1:30.277	178.6
6	3:52.379	114.657	59.623	1:18.200	1:34.556	182.0
7	7:27.990	59.474		1:19.989	1:29.902	164.6
8	3:42.943	119.510	58.409	1:16.221	1:28.313	183.0
9	3:42.684	119.649	58.207	1:16.467	1:28.010	184.5
<i>Ideal</i>	<i>3:42.438</i>	<i>119.782</i>	<i>58.207</i>	<i>1:16.221</i>	<i>1:28.010</i>	<i>184.5</i>

5 **6 William DUNLOP**

SBK Behind **3.787**

Best Time **3:42.895** Best Speed **119.536** On **6** Gp

Lap	Lap Time	Lap Speed	Sector 1	Sector 2	Sector 3	Speed Trap
1	4:21.216	100.280		1:22.320	1:32.980	168.3
2	3:48.972	116.363	58.698	1:19.858	1:30.416	187.6
3	3:45.850	117.972	58.018	1:18.264	1:29.568	190.7
4	4:20.007	102.474	1:04.532	1:29.547	1:45.928	162.2
5	9:40.767	45.877		1:25.722	1:34.758	165.4
6	3:42.895	119.536	57.969	1:16.941	1:27.985	183.5
7	4:12.547	105.501	58.229	1:25.577	1:48.741	182.5
<i>Ideal</i>	<i>3:42.895</i>	<i>119.536</i>	<i>57.969</i>	<i>1:16.941</i>	<i>1:27.985</i>	<i>190.7</i>

6 **60 Peter HICKMAN**

SBK Behind **3.929**

Best Time **3:43.037** Best Speed **119.460** On **5** Gp

Lap	Lap Time	Lap Speed	Sector 1	Sector 2	Sector 3	Speed Trap
1	25:52.802	16.869		1:21.701	1:31.718	160.7
2	3:46.056	117.864	59.143	1:17.731	1:29.182	184.5
3	3:58.121	111.893	58.355	1:25.718	1:34.048	188.1
4	3:52.739	114.480	1:00.639	1:20.587	1:31.513	175.3
5	3:43.037	119.460	57.918	1:16.892	1:28.227	186.0
<i>Ideal</i>	<i>3:43.037</i>	<i>119.460</i>	<i>57.918</i>	<i>1:16.892</i>	<i>1:28.227</i>	<i>188.1</i>



MCE INSURANCE ULSTER GRAND PRIX

SUPERBIKE/SUPERSTOCK
UGP First Qualifying - AMENDED
Wednesday, 10 August 2016



DETAILED SECTOR ANALYSIS

SUPERBIKE

Qualifying Classification

Position

7 **5 Bruce ANSTEY**

SBK Behind **4.898**

Best Time **3:44.006** Best Speed **118.943** On **9** Gp

Lap	Lap Time	Lap Speed	Sector 1	Sector 2	Sector 3	Speed Trap
1	6:53.187	63.397		1:23.347	1:30.994	145.1
2	3:46.972	117.389	58.382	1:19.216	1:29.374	178.6
3	3:47.199	117.271	58.267	1:20.052	1:28.880	182.0
4	3:51.731	114.978	57.897	1:19.151	1:34.683	182.0
5	7:35.665	58.473		1:19.655	1:28.837	151.0
6	3:44.429	118.719	57.406	1:17.967	1:29.056	187.6
7	3:59.559	111.221	58.408	1:23.109	1:38.042	188.1
8	5:12.757	85.191	2:25.057	1:19.105	1:28.595	168.7
9	3:44.006	118.943	57.789	1:17.809	1:28.408	185.5
<i>Ideal</i>	<i>3:43.623</i>	<i>119.147</i>	<i>57.406</i>	<i>1:17.809</i>	<i>1:28.408</i>	<i>188.1</i>

8 **14 Dan KNEEN**

SBK Behind **6.203**

Best Time **3:45.311** Best Speed **118.254** On **2** Gp

Lap	Lap Time	Lap Speed	Sector 1	Sector 2	Sector 3	Speed Trap
1	4:02.771	107.899		1:19.740	1:32.612	167.9
2	3:45.311	118.254	59.221	1:17.775	1:28.315	181.0
3	3:45.432	118.191	58.817	1:17.941	1:28.674	181.0
4	4:08.656	107.152	1:01.046	1:22.560	1:45.050	165.4
<i>Ideal</i>	<i>3:44.907</i>	<i>118.467</i>	<i>58.817</i>	<i>1:17.775</i>	<i>1:28.315</i>	<i>181.0</i>

9 **19 Steve MERCER**

STK Behind **7.926**

Best Time **3:47.034** Best Speed **117.357** On **10** Gp

Lap	Lap Time	Lap Speed	Sector 1	Sector 2	Sector 3	Speed Trap
1	4:11.258	104.254		1:23.206	1:36.216	159.2
2	3:53.071	114.317	59.745	1:20.789	1:32.537	184.0
3	3:48.993	116.353	59.115	1:19.381	1:30.497	184.5
4	3:49.418	116.137	59.168	1:18.864	1:31.386	182.5
5	3:47.358	117.189	58.721	1:18.542	1:30.095	180.5
6	3:48.618	116.544	58.700	1:19.404	1:30.514	183.5
7	3:48.307	116.702	58.447	1:18.799	1:31.061	184.5
8	3:59.513	111.242	59.621	1:21.297	1:38.595	178.6
9	7:09.523	62.032		1:20.091	1:31.840	159.2
10	3:47.034	117.357	58.688	1:18.438	1:29.908	184.0
<i>Ideal</i>	<i>3:46.793</i>	<i>117.481</i>	<i>58.447</i>	<i>1:18.438</i>	<i>1:29.908</i>	<i>184.5</i>

Qualifying Classification

Position

10 **22 Rob BARBER**

STK Behind **13.972**

Best Time **3:53.080** Best Speed **114.313** On **3** Gp

Lap	Lap Time	Lap Speed	Sector 1	Sector 2	Sector 3	Speed Trap
1	4:50.910	90.044		1:27.915	1:39.641	154.8
2	4:03.793	109.289	1:04.932	1:24.733	1:34.128	171.3
3	3:53.080	114.313	1:00.547	1:21.016	1:31.517	174.9
4	3:59.325	111.330	1:01.320	1:23.069	1:34.936	171.3
5	3:54.856	113.448	1:00.638	1:21.025	1:33.193	173.5
6	3:54.623	113.561	1:00.119	1:21.067	1:33.437	175.8
7	3:54.902	113.426	1:00.237	1:21.533	1:33.132	176.7
8	4:18.403	103.110	1:01.880	1:26.316	1:50.207	174.9
<i>Ideal</i>	<i>3:52.652</i>	<i>114.523</i>	<i>1:00.119</i>	<i>1:21.016</i>	<i>1:31.517</i>	<i>176.7</i>

11 **23 Richard McLOUGHLIN**

STK Behind **14.251**

Best Time **3:53.359** Best Speed **114.176** On **6** Gp

Lap	Lap Time	Lap Speed	Sector 1	Sector 2	Sector 3	Speed Trap
1	4:38.105	94.190		1:28.686	1:42.541	148.0
2	4:08.498	107.220	1:03.046	1:26.798	1:38.654	169.6
3	4:00.370	110.846	1:02.249	1:23.068	1:35.053	165.4
4	4:00.455	110.806	1:01.670	1:23.789	1:34.996	165.4
5	3:56.277	112.766	1:01.103	1:21.224	1:33.950	161.9
6	3:53.359	114.176	1:00.825	1:20.238	1:32.296	173.5
7	3:55.690	113.047	1:00.554	1:20.822	1:34.314	164.6
8	3:54.440	113.649	1:01.105	1:20.980	1:32.355	174.9
9	3:53.663	114.027	1:00.854	1:20.302	1:32.507	176.7
10	3:54.613	113.566	1:00.989	1:20.441	1:33.183	175.8
<i>Ideal</i>	<i>3:53.088</i>	<i>114.309</i>	<i>1:00.554</i>	<i>1:20.238</i>	<i>1:32.296</i>	<i>176.7</i>

12 **111 Brian McCORMACK**

SBK Behind **14.636**

Best Time **3:53.744** Best Speed **113.988** On **3** Gp

Lap	Lap Time	Lap Speed	Sector 1	Sector 2	Sector 3	Speed Trap
1	4:16.245	102.225		1:22.640	1:33.092	148.0
2	3:55.919	112.937	1:01.601	1:22.277	1:32.041	175.3
3	3:53.744	113.988	1:00.315	1:20.838	1:32.591	177.2
4	3:54.591	113.576	1:00.272	1:20.995	1:33.324	174.9
5	4:17.383	103.519	1:04.050	1:26.785	1:46.548	165.4
6	17:12.953	25.794		1:28.092	1:42.525	157.7
7	4:03.938	109.224	1:03.008	1:24.353	1:36.577	175.8
<i>Ideal</i>	<i>3:53.151</i>	<i>114.278</i>	<i>1:00.272</i>	<i>1:20.838</i>	<i>1:32.041</i>	<i>177.2</i>





DETAILED SECTOR ANALYSIS

SUPERBIKE

Qualifying Classification

Position

13	17 Mark GOODINGS	STK	Behind	15.358		
Best Time	3:54.466	Best Speed	113.637	On 6 Gp		
Lap	Lap Time	Lap Speed	Sector 1	Sector 2	Sector 3	Speed Trap
1	4:23.044	99.583		1:25.890	1:37.619	147.3
2	3:59.127	111.422	1:01.740	1:23.328	1:34.059	162.6
3	4:01.498	110.328	1:01.827	1:22.560	1:37.111	163.0
4	4:07.224	107.773	1:02.299	1:24.438	1:40.487	160.7
5	9:08.494	48.577		1:21.034	1:33.474	155.1
6	3:54.466	113.637	1:00.525	1:21.015	1:32.926	164.6
7	4:02.648	109.805	1:02.113	1:24.615	1:35.920	152.0
8	4:01.238	110.447	1:01.914	1:24.545	1:34.779	158.8
9	4:01.703	110.234	1:02.251	1:22.954	1:36.498	164.6
<i>Ideal</i>	<i>3:54.466</i>	<i>113.637</i>	<i>1:00.525</i>	<i>1:21.015</i>	<i>1:32.926</i>	<i>164.6</i>

14 56 David JACKSON

	STK	Behind	15.912			
Best Time	3:55.020	Best Speed	113.369			
On	7	Gp				
Lap	Lap Time	Lap Speed	Sector 1	Sector 2	Sector 3	Speed Trap
1	4:16.105	102.281		1:25.388	1:35.801	152.7
2	4:01.205	110.462	1:01.302	1:25.814	1:34.089	173.1
3	3:57.723	112.080	1:01.100	1:22.586	1:34.037	176.3
4	4:02.623	109.816	1:01.271	1:23.476	1:37.876	173.5
5	12:47.497	34.715		1:22.865	1:34.026	162.2
6	3:55.768	113.009	1:00.799	1:22.424	1:32.545	177.2
7	3:55.020	113.369	1:00.583	1:22.139	1:32.298	175.3
8	4:24.304	100.808	1:00.509	1:22.105	2:01.690	175.8
<i>Ideal</i>	<i>3:54.912</i>	<i>113.421</i>	<i>1:00.509</i>	<i>1:22.105</i>	<i>1:32.298</i>	<i>177.2</i>

15 74 Dominic HERBERTSON

	STK	Behind	16.384			
Best Time	3:55.492	Best Speed	113.142			
On	3	Gp				
Lap	Lap Time	Lap Speed	Sector 1	Sector 2	Sector 3	Speed Trap
1	4:38.483	94.062		1:25.179	1:40.356	142.6
2	4:07.717	107.558	1:03.033	1:26.623	1:38.061	162.6
3	3:55.492	113.142	1:01.245	1:20.977	1:33.270	168.3
4	5:42.353	77.826	1:01.623	1:21.492	3:19.238	170.0
5	5:14.659	84.676		1:21.244	1:33.947	143.3
6	4:00.037	110.999	1:01.059	1:21.159	1:37.819	163.0
<i>Ideal</i>	<i>3:55.306</i>	<i>113.231</i>	<i>1:01.059</i>	<i>1:20.977</i>	<i>1:33.270</i>	<i>170.0</i>

Qualifying Classification

Position

16	61 John WALSH	SBK	Behind	16.903		
Best Time	3:56.011	Best Speed	112.893	On 4 Gp		
Lap	Lap Time	Lap Speed	Sector 1	Sector 2	Sector 3	Speed Trap
1	4:25.266	98.749		1:23.314	1:34.352	157.3
2	4:04.048	109.175	1:00.554	1:22.540	1:40.954	170.5
3	5:54.761	75.104		1:21.114	1:33.632	153.7
4	3:56.011	112.893	1:02.079	1:19.660	1:34.272	166.2
5	4:03.124	109.590	1:00.846	1:21.161	1:41.117	173.5
<i>Ideal</i>	<i>3:53.846</i>	<i>113.938</i>	<i>1:00.554</i>	<i>1:19.660</i>	<i>1:33.632</i>	<i>173.5</i>

17 38 Matthew REES

	STK	Behind	17.081			
Best Time	3:56.189	Best Speed	112.808			
On	6	Gp				
Lap	Lap Time	Lap Speed	Sector 1	Sector 2	Sector 3	Speed Trap
1	4:20.602	100.516		1:25.582	1:36.676	151.6
2	3:59.844	111.089	1:01.964	1:23.611	1:34.269	163.8
3	3:57.668	112.106	1:01.439	1:22.042	1:34.187	168.3
4	4:01.549	110.305	1:02.116	1:23.809	1:35.624	168.3
5	3:59.221	111.378	1:01.910	1:22.024	1:35.287	153.4
6	3:56.189	112.808	1:01.625	1:21.224	1:33.340	163.4
7	3:57.622	112.127	1:01.829	1:22.538	1:33.255	165.0
8	4:02.526	109.860	1:02.547	1:22.956	1:37.023	167.1
<i>Ideal</i>	<i>3:55.918</i>	<i>112.937</i>	<i>1:01.439</i>	<i>1:21.224</i>	<i>1:33.255</i>	<i>168.3</i>

18 20 Phillip CROWE

	STK	Behind	18.849			
Best Time	3:57.957	Best Speed	111.970			
On	5	Gp				
Lap	Lap Time	Lap Speed	Sector 1	Sector 2	Sector 3	Speed Trap
1	4:24.735	98.947		1:27.266	1:36.267	144.5
2	4:02.654	109.802	1:02.792	1:24.160	1:35.702	161.1
3	4:12.997	105.313	1:02.512	1:24.056	1:46.429	166.7
4	12:54.265	34.412		1:25.651	1:34.920	154.1
5	3:57.957	111.970	1:01.867	1:23.125	1:32.965	166.2
6	4:00.080	110.980	1:02.819	1:23.210	1:34.051	158.4
7	3:58.128	111.889	1:01.423	1:22.836	1:33.869	164.6
8	4:04.074	109.163	1:03.909	1:26.975	1:33.190	164.2
<i>Ideal</i>	<i>3:57.224</i>	<i>112.316</i>	<i>1:01.423</i>	<i>1:22.836</i>	<i>1:32.965</i>	<i>166.7</i>

MCE INSURANCE ULSTER GRAND PRIX

SUPERBIKE/SUPERSTOCK
UGP First Qualifying - AMENDED
Wednesday, 10 August 2016



DETAILED SECTOR ANALYSIS

SUPERBIKE

Qualifying Classification

Position

19 75 Mike BOOTH

STK Behind 19.793

Best Time 3:58.901 Best Speed 111.527 On 8 Gp

Lap	Lap Time	Lap Speed	Sector 1	Sector 2	Sector 3	Speed Trap
1	4:56.123	88.459		1:28.340	1:44.999	126.1
2	4:13.130	105.258	1:03.673	1:28.318	1:41.139	154.1
3	4:13.862	104.955	1:06.483	1:28.212	1:39.167	151.0
4	4:03.808	109.283	1:02.068	1:22.985	1:38.755	163.0
5	4:14.119	104.848	1:02.875	1:24.938	1:46.306	165.8
6	9:19.174	47.649		1:24.186	1:39.506	135.7
7	4:02.076	110.064	1:02.315	1:22.853	1:36.908	163.0
8	3:58.901	111.527	1:02.308	1:21.496	1:35.097	163.4
9	3:58.919	111.519	1:01.617	1:21.977	1:35.325	163.0
<i>Ideal</i>	3:58.210	111.851	1:01.617	1:21.496	1:35.097	165.8

20 21 Alan CONNOR

STK Behind 20.626

Best Time 3:59.734 Best Speed 111.140 On 8 Gp

Lap	Lap Time	Lap Speed	Sector 1	Sector 2	Sector 3	Speed Trap
1	5:02.678	86.543		1:27.438	1:41.804	134.7
2	4:13.198	105.230	1:04.003	1:27.396	1:41.799	164.2
3	4:09.184	106.925	1:02.861	1:25.901	1:40.422	165.0
4	4:04.763	108.856	1:02.985	1:24.025	1:37.753	167.1
5	4:10.936	106.178	1:02.534	1:23.335	1:45.067	166.7
6	11:54.546	37.288		1:27.805	1:38.353	144.5
7	4:01.851	110.167	1:02.695	1:23.601	1:35.555	169.6
8	3:59.734	111.140	1:02.439	1:22.564	1:34.731	163.4
<i>Ideal</i>	3:59.734	111.140	1:02.439	1:22.564	1:34.731	169.6

21 35 Stephen McKNIGHT

SBK Behind 21.725

Best Time 4:00.833 Best Speed 110.633 On 7 Gp

Lap	Lap Time	Lap Speed	Sector 1	Sector 2	Sector 3	Speed Trap
1	5:01.582	86.858		1:29.522	1:42.973	139.1
2	4:14.714	104.603	1:04.268	1:27.934	1:42.512	163.0
3	4:19.463	102.689	1:06.587	1:30.134	1:42.742	162.6
4	4:10.288	106.453	1:01.640	1:26.410	1:42.238	169.6
5	4:20.694	102.204	1:03.109	1:34.295	1:43.290	163.8
6	4:02.690	109.786	1:01.898	1:22.206	1:38.586	159.2
7	4:00.833	110.633	1:01.981	1:24.100	1:34.752	167.9
8	4:35.593	96.679	1:10.092	1:35.155	1:50.346	138.3
<i>Ideal</i>	3:58.598	111.669	1:01.640	1:22.206	1:34.752	169.6

Qualifying Classification

Position

22 47 Alistair KIRK

STK Behind 22.422

Best Time 4:01.530 Best Speed 110.313 On 3 Gp

Lap	Lap Time	Lap Speed	Sector 1	Sector 2	Sector 3	Speed Trap
1	4:51.443	89.879		1:27.003	1:43.153	134.1
2	7:31.406	59.024		1:22.986	1:36.892	149.3
3	4:01.530	110.313	1:02.606	1:22.609	1:36.315	159.6
4	4:16.348	103.937	1:04.209	1:28.228	1:43.911	165.4
5	7:32.215	58.919		1:24.546	1:36.158	150.0
6	4:12.271	105.616	1:04.595	1:25.603	1:42.073	155.9
<i>Ideal</i>	4:01.373	110.385	1:02.606	1:22.609	1:36.158	165.4

23 64 Frank GALLAGHER

STK Behind 25.119

Best Time 4:04.227 Best Speed 109.095 On 5 Gp

Lap	Lap Time	Lap Speed	Sector 1	Sector 2	Sector 3	Speed Trap
1	4:50.816	90.073		1:28.465	1:43.540	137.7
2	4:17.290	103.556	1:05.765	1:29.257	1:42.268	159.6
3	4:09.742	106.686	1:06.651	1:26.723	1:36.368	148.0
4	4:07.453	107.673	1:01.692	1:23.859	1:41.902	176.3
5	4:04.227	109.095	1:01.935	1:23.251	1:39.041	173.1
6	4:06.485	108.096	1:04.184	1:22.108	1:40.193	154.1
7	8:03.801	55.072		1:24.557	1:44.316	165.4
<i>Ideal</i>	4:00.168	110.939	1:01.692	1:22.108	1:36.368	176.3

24 30 Paul CRANSTON

STK Behind 26.725

Best Time 4:05.833 Best Speed 108.382 On 3 Gp

Lap	Lap Time	Lap Speed	Sector 1	Sector 2	Sector 3	Speed Trap
1	5:31.222	79.085		1:29.212	2:22.742	150.0
2	4:07.795	107.524	1:04.285	1:25.816	1:37.694	165.8
3	4:05.833	108.382	1:03.785	1:25.126	1:36.922	164.2
4	4:06.605	108.043	1:04.164	1:23.919	1:38.522	164.2
5	4:07.071	107.839	1:04.397	1:26.216	1:36.458	164.2
6	4:09.900	106.618	1:03.659	1:25.648	1:40.593	166.7
<i>Ideal</i>	4:04.036	109.180	1:03.659	1:23.919	1:36.458	166.7



MCE INSURANCE ULSTER GRAND PRIX

SUPERBIKE/SUPERSTOCK
UGP First Qualifying - AMENDED
Wednesday, 10 August 2016



DETAILED SECTOR ANALYSIS

SUPERBIKE

Qualifying Classification

Position

25 29 Mark PARRETT

STK Behind 26.734

Best Time 4:05.842 Best Speed 108.378 On 2 Gp

Lap	Lap Time	Lap Speed	Sector 1	Sector 2	Sector 3	Speed Trap
1	8:25.013	51.869		1:31.875	1:39.462	134.7
2	4:05.842	108.378	1:02.774	1:25.803	1:37.265	171.3
3	4:08.975	107.015	1:02.386	1:25.311	1:41.278	165.8
4	5:49.465	76.242		1:24.160	1:35.922	151.0
5	4:08.464	107.235	1:02.750	1:25.162	1:40.552	169.2
<i>Ideal</i>	<i>4:02.468</i>	<i>109.887</i>	<i>1:02.386</i>	<i>1:24.160</i>	<i>1:35.922</i>	<i>171.3</i>

26 16 Dave HEWSON

STK Behind 27.368

Best Time 4:06.476 Best Speed 108.100 On 6 Gp

Lap	Lap Time	Lap Speed	Sector 1	Sector 2	Sector 3	Speed Trap
1	4:48.859	90.683		1:29.494	1:42.274	143.0
2	4:11.211	106.062	1:05.203	1:26.663	1:39.345	169.6
3	4:06.960	107.888	1:02.966	1:25.805	1:38.189	174.0
4	4:17.905	103.309	1:03.566	1:26.756	1:47.583	170.5
5	16:17.564	27.255		1:31.998	1:41.642	144.2
6	4:06.476	108.100	1:03.085	1:24.657	1:38.734	171.8
7	4:07.359	107.714	1:03.244	1:25.616	1:38.499	170.0
<i>Ideal</i>	<i>4:05.812</i>	<i>108.392</i>	<i>1:02.966</i>	<i>1:24.657</i>	<i>1:38.189</i>	<i>174.0</i>

27 44 Forest DUNN

STK Behind 28.663

Best Time 4:07.771 Best Speed 107.535 On 5 Gp

Lap	Lap Time	Lap Speed	Sector 1	Sector 2	Sector 3	Speed Trap
1	5:08.043	85.036		1:29.738	1:41.630	138.0
2	4:08.841	107.072	1:02.947	1:26.138	1:39.756	165.8
3	4:12.465	105.535	1:03.773	1:25.385	1:43.307	152.7
4	5:21.873	82.778		1:25.463	1:41.042	146.7
5	4:07.771	107.535	1:03.908	1:25.100	1:38.763	154.1
6	4:07.963	107.451	1:03.256	1:24.970	1:39.737	163.0
<i>Ideal</i>	<i>4:06.680</i>	<i>108.010</i>	<i>1:02.947</i>	<i>1:24.970</i>	<i>1:38.763</i>	<i>165.8</i>

Qualifying Classification

Position

28 102 Julien TONUETTI

STK Behind 30.498

Best Time 4:09.606 Best Speed 106.744 On 3 Gp

Lap	Lap Time	Lap Speed	Sector 1	Sector 2	Sector 3	Speed Trap
1	6:37.986	65.818		1:25.806	1:42.663	126.6
2	4:13.099	105.271	1:04.435	1:27.319	1:41.345	166.2
3	4:09.606	106.744	1:03.731	1:25.594	1:40.281	165.4
4	4:20.859	102.139	1:04.059	1:25.264	1:51.536	164.6
<i>Ideal</i>	<i>4:09.276</i>	<i>106.885</i>	<i>1:03.731</i>	<i>1:25.264</i>	<i>1:40.281</i>	<i>166.2</i>

29 32 Ryan KNEEN

STK Behind 31.355

Best Time 4:10.463 Best Speed 106.379 On 5 Gp

Lap	Lap Time	Lap Speed	Sector 1	Sector 2	Sector 3	Speed Trap
1	5:01.366	86.920		1:30.258	1:43.294	149.3
2	4:13.405	105.144	1:04.079	1:28.054	1:41.272	159.2
3	4:14.904	104.525	1:03.360	1:29.148	1:42.396	163.0
4	4:14.259	104.791	1:03.814	1:28.440	1:42.005	156.9
5	4:10.463	106.379	1:04.523	1:26.482	1:39.458	148.6
6	4:11.306	106.022	1:03.475	1:26.591	1:41.240	155.5
<i>Ideal</i>	<i>4:09.300</i>	<i>106.875</i>	<i>1:03.360</i>	<i>1:26.482</i>	<i>1:39.458</i>	<i>163.0</i>

30 99 Adrian CLARK

STK Behind 31.433

Best Time 4:10.541 Best Speed 106.346 On 3 Gp

Lap	Lap Time	Lap Speed	Sector 1	Sector 2	Sector 3	Speed Trap
1	4:36.442	94.757		1:27.245	1:43.638	145.1
2	4:12.640	105.462	1:04.021	1:27.194	1:41.425	168.7
3	4:10.541	106.346	1:02.575	1:26.537	1:41.429	175.8
4	4:12.091	105.692	1:03.624	1:26.423	1:42.044	172.2
5	4:21.470	101.901	1:03.718	1:27.805	1:49.947	172.6
<i>Ideal</i>	<i>4:10.423</i>	<i>106.396</i>	<i>1:02.575</i>	<i>1:26.423</i>	<i>1:41.425</i>	<i>175.8</i>



MCE INSURANCE ULSTER GRAND PRIX

SUPERBIKE/SUPERSTOCK
UGP First Qualifying - AMENDED
Wednesday, 10 August 2016



DETAILED SECTOR ANALYSIS

SUPERBIKE

Qualifying Classification

Position

31 **95 Ben REA**

STK Behind **32.376**

Best Time **4:11.484** Best Speed **105.947** On **3** Gp

Lap	Lap Time	Lap Speed	Sector 1	Sector 2	Sector 3	Speed Trap
1	5:12.009	83.955		1:31.702	1:45.135	122.9
2	4:13.002	105.311	1:03.632	1:28.102	1:41.268	153.4
3	4:11.484	105.947	1:03.381	1:27.656	1:40.447	165.0
4	4:28.406	99.267	1:03.293	1:26.640	1:58.473	156.9
5	7:21.879	60.297		1:27.317	1:52.712	148.3
<i>Ideal</i>	<i>4:10.380</i>	<i>106.414</i>	<i>1:03.293</i>	<i>1:26.640</i>	<i>1:40.447</i>	<i>165.0</i>

32 **25 Donald MacFADYEN**

STK Behind **33.250**

Best Time **4:12.358** Best Speed **105.580** On **6** Gp

Lap	Lap Time	Lap Speed	Sector 1	Sector 2	Sector 3	Speed Trap
1	4:48.354	90.842		1:30.469	1:45.170	137.7
2	4:19.233	102.780	1:07.115	1:29.945	1:42.173	153.0
3	4:17.209	103.589	1:06.220	1:29.553	1:41.436	151.6
4	4:16.222	103.988	1:04.837	1:29.126	1:42.259	150.3
5	4:12.440	105.546	1:04.635	1:27.752	1:40.053	148.6
6	4:12.358	105.580	1:05.621	1:27.374	1:39.363	138.8
7	4:21.727	101.801	1:04.830	1:28.407	1:48.490	151.0
<i>Ideal</i>	<i>4:11.372</i>	<i>105.994</i>	<i>1:04.635</i>	<i>1:27.374</i>	<i>1:39.363</i>	<i>153.0</i>

33 **24 Andrew SELLARS**

STK Behind **34.020**

Best Time **4:13.128** Best Speed **105.259** On **2** Gp

Lap	Lap Time	Lap Speed	Sector 1	Sector 2	Sector 3	Speed Trap
1	4:56.392	88.378		1:28.913	1:44.329	137.4
2	4:13.128	105.259	1:04.607	1:28.074	1:40.447	146.7
3	4:16.155	104.015	1:06.840	1:29.010	1:40.305	143.3
4	4:16.321	103.948	1:05.003	1:29.050	1:42.268	154.4
5	4:15.653	104.219	1:05.969	1:28.907	1:40.777	148.3
6	9:34.652	46.365		1:28.207	1:42.367	143.0
7	5:01.368	88.410	1:05.410	1:27.764	2:28.194	153.4
<i>Ideal</i>	<i>4:12.676</i>	<i>105.447</i>	<i>1:04.607</i>	<i>1:27.764</i>	<i>1:40.305</i>	<i>154.4</i>

Qualifying Classification

Position

34 **28 Paul GARTLAND**

STK Behind **39.978**

Best Time **4:19.086** Best Speed **102.838** On **3** Gp

Lap	Lap Time	Lap Speed	Sector 1	Sector 2	Sector 3	Speed Trap
1	5:35.458	78.086		1:37.048	1:48.609	113.7
2	4:25.963	100.179	1:08.155	1:32.776	1:45.032	138.8
3	4:19.086	102.838	1:07.007	1:30.255	1:41.824	144.2
4	4:20.486	102.286	1:07.379	1:30.695	1:42.412	152.0
5	4:34.239	97.156	1:07.410	1:32.209	1:54.620	139.7
<i>Ideal</i>	<i>4:19.086</i>	<i>102.838</i>	<i>1:07.007</i>	<i>1:30.255</i>	<i>1:41.824</i>	<i>152.0</i>

Non Qualifiers

Position

50 Daniel HEGARTY

STK Behind **46.725**

Best Time **4:25.955** Best Speed **100.182** On **2** Gp

Lap	Lap Time	Lap Speed	Sector 1	Sector 2	Sector 3	Speed Trap
1	7:20.709	59.438		1:29.590	1:42.999	151.6
2	4:25.955	100.182	1:08.080	1:31.629	1:46.246	149.3
<i>Ideal</i>	<i>4:20.669</i>	<i>102.214</i>	<i>1:08.080</i>	<i>1:29.590</i>	<i>1:42.999</i>	<i>151.6</i>

72 Gareth KEYS

STK Behind **6:00.136**

Best Time **9:39.366** Best Speed **45.988** On **1** Gp

Lap	Lap Time	Lap Speed	Sector 1	Sector 2	Sector 3	Speed Trap
1	9:39.366	45.213		1:27.237	6:46.078	138.5
<i>Ideal</i>	<i>0.000</i>	<i>0.000</i>		<i>1:27.237</i>	<i>6:46.078</i>	<i>138.5</i>



MCE INSURANCE ULSTER GRAND PRIX

SUPERBIKE/SUPERSTOCK

UGP First Qualifying - AMENDED

SECTOR ANALYSIS

Perfect Lap (sum of best sectors) = 3:38.310



SECTOR 1

FINISH - TULLYRUSK

SECTOR 2

TULLYRUSK - JORDAN'S

SECTOR 3

JORDAN'S - FINISH

IDEAL / BEST

COMPARISON

Pos	No	Name	Time	No	Name	Time	No	Name	Time	Pos	No	Name	Ideal Time	Best Tim	Diff
1	1	Michael DUNLOP	56.730	1	Michael DUNLOP	1:15.405	1.	Michael DUNLOP	1:26.175	1	1	Michael DUNLOP	3:39.108	3:39.108	0.000
2	1.	Michael DUNLOP	57.154	51	Derek SHEILS	1:15.803	36	Jamie COWARD	1:26.908	2	1.	Michael DUNLOP	3:39.230	3:39.230	0.000
3	5	Bruce ANSTEY	57.406	1.	Michael DUNLOP	1:15.901	1	Michael DUNLOP	1:26.973	3	51	Derek SHEILS	3:40.354	3:40.354	0.000
4	51	Derek SHEILS	57.479	2	Dean HARRISON	1:16.221	51	Derek SHEILS	1:27.072	4	36	Jamie COWARD	3:42.398	3:42.398	0.000
5	60	Peter HICKMAN	57.918	14.	Dan KNEEN	1:16.652	6	William DUNLOP	1:27.985	5	2	Dean HARRISON	3:42.438	3:42.684	0.246
6	6	William DUNLOP	57.969	60	Peter HICKMAN	1:16.892	2	Dean HARRISON	1:28.010	6	6	William DUNLOP	3:42.895	3:42.895	0.000
7	36	Jamie COWARD	58.025	6	William DUNLOP	1:16.941	60	Peter HICKMAN	1:28.227	7	60	Peter HICKMAN	3:43.037	3:43.037	0.000
8	14.	Dan KNEEN	58.117	36	Jamie COWARD	1:17.465	14.	Dan KNEEN	1:28.309	8	14.	Dan KNEEN	3:43.078	3:43.153	0.075
9	2	Dean HARRISON	58.207	14	Dan KNEEN	1:17.775	14	Dan KNEEN	1:28.315	9	5	Bruce ANSTEY	3:43.623	3:44.006	0.383
10	19	Steve MERCER	58.447	5	Bruce ANSTEY	1:17.809	5	Bruce ANSTEY	1:28.408	10	14	Dan KNEEN	3:44.907	3:45.311	0.404
11	14	Dan KNEEN	58.817	51.	Derek SHEILS	1:18.121	19	Steve MERCER	1:29.908	11	19	Steve MERCER	3:46.793	3:47.034	0.241
12	51.	Derek SHEILS	59.205	19	Steve MERCER	1:18.438	51.	Derek SHEILS	1:31.358	12	60.	Peter HICKMAN		3:50.614	
13	22	Rob BARBER	1:00.119	61	John WALSH	1:19.660	22	Rob BARBER	1:31.517	13	51.	Derek SHEILS	3:48.684	3:51.677	2.993
14	111	Brian McCORMACK	1:00.272	23	Richard McLOUGHLIN	1:20.238	111	Brian McCORMACK	1:32.041	14	22	Rob BARBER	3:52.652	3:53.080	0.428
15	56	David JACKSON	1:00.509	111	Brian McCORMACK	1:20.838	23	Richard McLOUGHLIN	1:32.296	15	23	Richard McLOUGHLIN	3:53.088	3:53.359	0.271
16	17	Mark GOODINGS	1:00.525	74	Dominic HERBERTSON	1:20.977	56	David JACKSON	1:32.298	16	111	Brian McCORMACK	3:53.151	3:53.744	0.593
17	61	John WALSH	1:00.554	17	Mark GOODINGS	1:21.015	17	Mark GOODINGS	1:32.926	17	17	Mark GOODINGS	3:54.466	3:54.466	0.000
18	23	Richard McLOUGHLIN	1:00.554	22	Rob BARBER	1:21.016	20	Phillip CROWE	1:32.965	18	56	David JACKSON	3:54.912	3:55.020	0.108
19	74	Dominic HERBERTSON	1:01.059	38	Matthew REES	1:21.224	38	Matthew REES	1:33.255	19	74	Dominic HERBERTSON	3:55.306	3:55.492	0.186
20	20	Phillip CROWE	1:01.423	75	Mike BOOTH	1:21.496	74	Dominic HERBERTSON	1:33.270	20	61	John WALSH	3:53.846	3:56.011	2.165
21	38	Matthew REES	1:01.439	56	David JACKSON	1:22.105	61	John WALSH	1:33.632	21	38	Matthew REES	3:55.918	3:56.189	0.271
22	75	Mike BOOTH	1:01.617	64	Frank GALLAGHER	1:22.108	21	Alan CONNOR	1:34.731	22	20	Phillip CROWE	3:57.224	3:57.957	0.733
23	35	Stephen McKNIGHT	1:01.640	35	Stephen McKNIGHT	1:22.206	35	Stephen McKNIGHT	1:34.752	23	75	Mike BOOTH	3:58.210	3:58.901	0.691
24	64	Frank GALLAGHER	1:01.692	21	Alan CONNOR	1:22.564	75	Mike BOOTH	1:35.097	24	21	Alan CONNOR	3:59.734	3:59.734	0.000
25	84	Sam WEST	1:01.802	47	Alistair KIRK	1:22.609	29	Mark PARRETT	1:35.922	25	84	Sam WEST	4:00.812	4:00.812	0.000
26	29	Mark PARRETT	1:02.386	20	Phillip CROWE	1:22.836	47	Alistair KIRK	1:36.158	26	35	Stephen McKNIGHT	3:58.598	4:00.833	2.235
27	21	Alan CONNOR	1:02.439	84	Sam WEST	1:22.847	84	Sam WEST	1:36.163	27	47	Alistair KIRK	4:01.373	4:01.530	0.157
28	99	Adrian CLARK	1:02.575	30	Paul CRANSTON	1:23.919	64	Frank GALLAGHER	1:36.368	28	64	Frank GALLAGHER	4:00.168	4:04.227	4.059
29	47	Alistair KIRK	1:02.606	29	Mark PARRETT	1:24.160	30	Paul CRANSTON	1:36.458	29	30	Paul CRANSTON	4:04.036	4:05.833	1.797
30	44	Forest DUNN	1:02.947	16	Dave HEWSON	1:24.657	16	Dave HEWSON	1:38.189	30	29	Mark PARRETT	4:02.468	4:05.842	3.374
31	16	Dave HEWSON	1:02.966	44	Forest DUNN	1:24.970	44	Forest DUNN	1:38.763	31	16	Dave HEWSON	4:05.812	4:06.476	0.664
32	95	Ben REA	1:03.293	102	Julien TONUITTI	1:25.264	25	Donald MacFADYEN	1:39.363	32	44	Forest DUNN	4:06.680	4:07.771	1.091
33	32	Ryan KNEEN	1:03.360	99	Adrian CLARK	1:26.423	32	Ryan KNEEN	1:39.458	33	102	Julien TONUITTI	4:09.276	4:09.606	0.330
34	30	Paul CRANSTON	1:03.659	32	Ryan KNEEN	1:26.482	102	Julien TONUITTI	1:40.281	34	32	Ryan KNEEN	4:09.300	4:10.463	1.163
35	102	Julien TONUITTI	1:03.731	95	Ben REA	1:26.640	24	Andrew SELLARS	1:40.305	35	99	Adrian CLARK	4:10.423	4:10.541	0.118
36	24	Andrew SELLARS	1:04.607	72	Gareth KEYS	1:27.237	95	Ben REA	1:40.447	36	95	Ben REA	4:10.380	4:11.484	1.104
37	25	Donald MacFADYEN	1:04.635	25	Donald MacFADYEN	1:27.374	99	Adrian CLARK	1:41.425	37	25	Donald MacFADYEN	4:11.372	4:12.358	0.986
38	28	Paul GARTLAND	1:07.007	24	Andrew SELLARS	1:27.764	28	Paul GARTLAND	1:41.824	38	24	Andrew SELLARS	4:12.676	4:13.128	0.452
39	50	Daniel HEGARTY	1:08.080	50	Daniel HEGARTY	1:29.590	50	Daniel HEGARTY	1:42.999	39	28	Paul GARTLAND	4:19.086	4:19.086	0.000
40	76	Paul FALLON	1:09.654	28	Paul GARTLAND	1:30.255	76	Paul FALLON	1:49.638	40	50	Daniel HEGARTY	4:20.669	4:25.955	5.286
				76	Paul FALLON	1:34.436	72	Gareth KEYS	6:46.078	41	76	Paul FALLON	4:33.728	4:35.245	1.517

MCE INSURANCE ULSTER GRAND PRIX

SUPERBIKE/SUPERSTOCK

UGP First Qualifying - AMENDED

Wednesday, 10 August 2016



ON FLYING KILO

SPEED TRAP

Class	No/Name	Fastest	Lap 1	Lap 2	Lap 3	Lap 4	Lap 5	Lap 6	Lap 7	Lap 8	Lap 9	Lap 10	Lap 11	Lap 12
SUPERBIKE														
SBK	1 Michael DUNLOP	191.3	143.6	188.1	187.6	165.4	184.5	191.3	186.0					
SBK	6 William DUNLOP	190.7	168.3	187.6	190.7	162.2	165.4	183.5	182.5					
SBK	60 Peter HICKMAN	188.1	160.7	184.5	188.1	175.3	186.0							
SBK	5 Bruce ANSTEY	188.1	145.1	178.6	182.0	182.0	151.0	187.6	188.1	168.7	185.5			
SBK	19 Steve MERCER	184.5	159.2	184.0	184.5	182.5	180.5	183.5	184.5	178.6	159.2	184.0		
SBK	2 Dean HARRISON	184.5	122.2	180.0	174.4	183.0	178.6	182.0	164.6	183.0	184.5			
SBK	51 Derek SHEILS	181.5	162.2	181.5	180.0	180.0	181.0							
SBK	36 Jamie COWARD	181.5	159.2	180.5	180.0	181.0	153.0	181.0	181.5					
SBK	14 Dan KNEEN	181.0	167.9	181.0	181.0	165.4								
SBK	111 Brian McCORMACK	177.2	148.0	175.3	177.2	174.9	165.4	157.7	175.8					
SBK	56 David JACKSON	177.2	152.7	173.1	176.3	173.5	162.2	177.2	175.3	175.8				
SBK	23 Richard McLOUGHLIN	176.7	148.0	169.6	165.4	165.4	161.9	173.5	164.6	174.9	176.7	175.8		
SBK	22 Rob BARBER	176.7	154.8	171.3	174.9	171.3	173.5	175.8	176.7	174.9				
SBK	64 Frank GALLAGHER	176.3	137.7	159.6	148.0	176.3	173.1	154.1	165.4					
SBK	99 Adrian CLARK	175.8	145.1	168.7	175.8	172.2	172.6							
SBK	16 Dave HEWSON	174.0	143.0	169.6	174.0	170.5	144.2	171.8	170.0					
SBK	61 John WALSH	173.5	157.3	170.5	153.7	166.2	173.5							
SBK	29 Mark PARRETT	171.3	134.7	171.3	165.8	151.0	169.2							
SBK	74 Dominic HERBERTSON	170.0	142.7	162.6	168.3	170.0	143.3	163.0						
SBK	21 Alan CONNOR	169.6	134.7	164.2	165.0	167.1	166.7	144.5	169.6	163.4				
SBK	35 Stephen McKNIGHT	169.6	139.1	163.0	162.6	169.6	163.8	159.2	167.9	138.3				
SBK	38 Matthew REES	168.3	151.6	163.8	168.3	168.3	153.4	163.4	165.0	167.1				
SBK	20 Phillip CROWE	166.7	144.5	161.1	166.7	154.1	166.2	158.4	164.6	164.2				
SBK	30 Paul CRANSTON	166.7	150.0	165.8	164.2	164.2	164.2	166.7						
SBK	102 Julien TONUITTI	166.2	126.6	166.2	165.4	164.6								
SBK	75 Mike BOOTH	165.8	126.1	154.1	151.0	163.0	165.8	135.7	163.0	163.4	163.0			
SBK	44 Forest DUNN	165.8	138.0	165.8	152.7	146.7	154.1	163.0						
SBK	47 Alistair KIRK	165.4	134.1	149.3	159.6	165.4	150.0	155.9						
SBK	95 Ben REA	165.0	122.9	153.4	165.0	156.9	148.3							
SBK	17 Mark GOODINGS	164.6	147.3	162.6	163.0	160.7	155.1	164.6	152.0	158.8	164.6			
SBK	32 Ryan KNEEN	163.0	149.3	159.2	163.0	156.9	148.6	155.5						
SBK	24 Andrew SELLARS	154.4	137.4	146.7	143.3	154.4	148.3	143.0	153.4					
SBK	25 Donald MacFADYEN	153.0	137.7	153.0	151.6	150.3	148.6	138.8	151.0					
SBK	28 Paul GARTLAND	152.0	113.7	138.8	144.2	152.0	139.7							
SBK	50 Daniel HEGARTY	151.6	151.6	149.3										
SBK	72 Gareth KEYS	138.5	138.5											

MCE INSURANCE ULSTER GRAND PRIX SUPERBIKE

UGP Second Qualifying
Thursday, 11 August 2016



Qualifying Time

4:00.374


Qualifying Speed

110.844

Pos	Class	No	Name	Machine / Sponsor	Time	Best Lap		On	Total Laps	Qualifying Laps
						Behind	Speed			
Qualifying Classification										
1	SBK	1	Michael DUNLOP	BMW - Hawk Racing	3:22.181		131.783	9	10	7
2	SBK	60	Peter HICKMAN	Kawasaki - GB Moto Racing	3:23.291	1.110	131.063	7	9	7
3	SBK	5	Bruce ANSTEY	Honda - Valvoline Racing by Padgetts	3:24.608	2.427	130.220	9	10	8
4	SBK	4	Ian HUTCHINSON	BMW - Tyco BMW Motorrad Racing	3:24.739	2.558	130.136	4	9	7
5	SBK	2	Dean HARRISON	Kawasaki - Silicone Engineering	3:25.078	2.897	129.921	9	10	8
6	SBK	10	Conor CUMMINS	Honda - Honda Racing	3:26.008	3.827	129.335	6	7	5
7	SBK	51	Derek SHEILS	Suzuki - Cookstown BE Racing	3:27.585	5.404	128.352	6	9	7
8	SBK	7	Gary JOHNSON	BMW - ECC/Burdens	3:28.363	6.182	127.873	8	9	8
9	SBK	6	William DUNLOP	Yamaha - IC / MMB Racing	3:28.600	6.419	127.728	6	7	6
10	SBK	14	Dan KNEEN	Yamaha - Mar-Train Yamaha Racing	3:28.646	6.465	127.699	4	9	6
11	SBK	19	Steve MERCER	Kawasaki - Devitt RC Express Racing	3:29.725	7.544	127.042	8	8	5
12	SBK	36	Jamie COWARD	Kawasaki - Devitt RC Express Racing	3:31.798	9.617	125.799	7	8	6
13	SBK	86	Derek McGEE	BMW - NW Racing	3:32.597	10.416	125.326	4	7	5
14	SBK	22	Rob BARBER	Yamaha - PRB Racing	3:33.476	11.295	124.810	7	10	8
15	SBK	111	Brian McCORMACK	Honda - TAG Racing	3:33.927	11.746	124.547	6	7	5
16	SBK	20	Phillip CROWE	BMW - Handtrans/Sheffpack	3:34.357	12.176	124.297	8	9	7
17	SBK	34	Daniel COOPER	BMW - Cooper Racing/SB Tuning	3:34.449	12.268	124.244	7	9	6
18	SBK	50	Daniel HEGARTY	Kawasaki - RTR M/cycles / Top Gun	3:35.906	13.725	123.405	6	8	7
19	SBK	56	David JACKSON	BMW	3:36.655	14.474	122.979	7	8	7
20	SBK	75	Mike BOOTH	Kawasaki - Danny Tomlinson Racing	3:36.975	14.794	122.797	6	9	8
21	SBK	61	John WALSH	BMW - Nolan Racing	3:37.128	14.947	122.711	8	9	6
22	SBK	71	Davy MORGAN	Kawasaki - Angry Bee	3:37.264	15.083	122.634	6	7	6
23	SBK	23	Richard McLOUGHLIN	Kawasaki	3:37.618	15.437	122.435	6	11	10
24	SBK	74	Dominic HERBERTSON	BMW - WH Racing	3:37.814	15.633	122.324	8	9	8
25	SBK	47	Alistair KIRK	Kawasaki - AKR / McCurry Motorsport	3:37.969	15.788	122.237	6	10	8
26	SBK	17	Mark GOODINGS	Kawasaki - Team York Suzuki / PMH	3:38.603	16.422	121.883	10	10	8
27	SBK	32	Ryan KNEEN	Kawasaki - Charmer Builders Ltd	3:38.713	16.532	121.822	5	6	5
28	SBK	38	Matthew REES	Kawasaki - Phil Morris Racing	3:40.879	18.698	120.627	4	8	6
29	SBK	41	Paul JORDAN	Honda - VRS Racing	3:40.879	18.698	120.627	7	8	5
30	SBK	29	Mark PARRETT	BMW - C & C Ltd.	3:41.055	18.874	120.531	7	9	7
31	SBK	35	Stephen McKNIGHT	Honda - McKnight Racing	3:42.623	20.442	119.682	7	8	6
32	SBK	102	Julien TONUETTI	Yamaha - Optimark Road Racing	3:42.925	20.744	119.520	4	6	4
33	SBK	21	Alan CONNOR	Suzuki - Connor Racing	3:43.130	20.949	119.410	5	9	7
34	SBK	84	Sam WEST	BMW - Ice Valley 4 Anjels Racing	3:43.798	21.617	119.054	3	6	4
35	SBK	62	Fabrice MIGUET	Kawasaki	3:44.331	22.150	118.771	5	8	7
36	SBK	16	Dave HEWSON	BMW - Obsession Engineering	3:44.335	22.154	118.769	6	9	7
37	SBK	182	Xavier DENIS	Kawasaki - Optimark Road Racing	3:44.787	22.606	118.530	5	8	6
38	SBK	94	Gavin LUPTON	Honda - Top Gun Racing	3:46.738	24.557	117.510	4	5	2
39	SBK	64	Frank GALLAGHER	Kawasaki	3:47.088	24.907	117.329	6	6	5
40	SBK	95	Ben REA	BMW - VRS Racing	3:48.554	26.373	116.576	7	8	4
41	SBK	30	Paul CRANSTON	Suzuki - P & J Fuel Haulage	3:49.751	27.570	115.969	8	8	7
42	SBK	99	Adrian CLARK	Kawasaki - Mitchell's Motorcycles	3:50.832	28.651	115.426	3	4	2
43	SBK	24	Andrew SELLARS	BMW	3:51.829	29.648	114.929	5	8	7
44	SBK	44	Forest DUNN	Kawasaki - Forest Dunn Racing	3:53.825	31.644	113.948	2	3	2
45	SBK	25	Donald MacFADYEN	BMW - Safe Access/ORD Industrial	3:54.830	32.649	113.461	5	8	7
46	SBK	37	Paul DUCKETT	Honda	3:55.982	33.801	112.907	3	6	5
Non Qualifiers										
	SBK	28	Paul GARTLAND	Kawasaki - North West Gas / Rod Lee	4:00.073		110.983	2	3	<u>1</u>
	SBK	72	Gareth KEYS	Kawasaki - Neil Irwin / Keys Racing	4:27.164	1:04.983	99.729	1	1	<u>0</u>

Provisional result to be confirmed by the Stewards of the Meeting subject to completion of technical inspections & the time limit for protests

Page 1 / 1

Circuit	Dundrod	Signed	Organising Club	Dundrod & District MCC
Length(miles)	7.4011		Qualifying Started	15:34
Weather	Cloudy	Chief Timekeeper		
Track	Dry	Issued At: 16:21		





Qualifying Classification

Position

1 1 Michael DUNLOP

SBK Behind

Best Time **3:22.181** Best Speed **131.783** On **9** Gp

Lap	Lap Time	Lap Speed	Sector 1	Sector 2	Sector 3	Speed Trap
1	5:02.660	86.548		1:17.833	1:26.441	170.5
2	3:30.269	126.714	54.247	1:13.249	1:22.773	189.1
3	3:38.593	121.888	55.617	1:13.837	1:29.139	180.5
4	6:04.821	73.033		1:14.560	1:24.029	170.5
5	3:24.657	130.188	53.333	1:10.745	1:20.579	190.7
6	3:25.803	129.463	53.008	1:10.903	1:21.892	190.7
7	6:47.709	65.350		1:17.045	1:35.005	145.1
8	3:29.279	127.313	54.815	1:12.777	1:21.687	190.2
9	3:22.181	131.783	52.961	1:09.425	1:19.795	191.8
10	3:34.657	124.123	53.727	1:11.554	1:29.376	192.9
<i>Ideal</i>	<i>3:22.181</i>	<i>131.783</i>	<i>52.961</i>	<i>1:09.425</i>	<i>1:19.795</i>	<i>192.9</i>

2 60 Peter HICKMAN

SBK Behind **1.110**

Best Time **3:23.291** Best Speed **131.063** On **7** Gp

Lap	Lap Time	Lap Speed	Sector 1	Sector 2	Sector 3	Speed Trap
1	3:49.141	114.317		1:18.398	1:27.085	168.7
2	3:31.034	126.254	55.201	1:13.370	1:22.463	189.1
3	3:27.682	128.292	54.002	1:12.207	1:21.473	189.1
4	3:25.436	129.695	53.855	1:10.663	1:20.918	189.1
5	3:43.922	118.988	57.693	1:16.372	1:29.857	188.1
6	7:48.084	56.921		1:15.065	1:24.423	172.6
7	3:23.291	131.063	53.490	1:10.026	1:19.775	189.7
8	3:32.131	125.601	54.640	1:11.898	1:25.593	187.0
9	5:52.868	75.507		1:18.696	1:28.111	162.6
<i>Ideal</i>	<i>3:23.291</i>	<i>131.063</i>	<i>53.490</i>	<i>1:10.026</i>	<i>1:19.775</i>	<i>189.7</i>

Qualifying Classification

Position

3 5 Bruce ANSTEY

SBK Behind **2.427**

Best Time **3:24.608** Best Speed **130.220** On **9** Gp

Lap	Lap Time	Lap Speed	Sector 1	Sector 2	Sector 3	Speed Trap
1	4:24.033	99.210		1:20.051	1:29.980	135.2
2	3:35.297	123.754	55.406	1:14.318	1:25.573	185.0
3	3:28.958	127.509	54.236	1:12.665	1:22.057	190.2
4	3:27.232	128.571	54.043	1:11.947	1:21.242	194.6
5	3:25.800	129.465	53.484	1:11.346	1:20.970	192.9
6	3:39.073	121.621	55.611	1:14.416	1:29.046	192.9
7	8:58.728	49.457		1:14.933	1:23.878	162.2
8	3:25.446	129.688	53.951	1:11.116	1:20.379	195.7
9	3:24.608	130.220	52.911	1:10.142	1:21.555	196.3
10	3:52.948	114.377	57.432	1:14.751	1:40.765	193.5
<i>Ideal</i>	<i>3:23.432</i>	<i>130.972</i>	<i>52.911</i>	<i>1:10.142</i>	<i>1:20.379</i>	<i>196.3</i>

4 4 Ian HUTCHINSON

SBK Behind **2.558**

Best Time **3:24.739** Best Speed **130.136** On **4** Gp

Lap	Lap Time	Lap Speed	Sector 1	Sector 2	Sector 3	Speed Trap
1	3:50.796	113.497		1:18.436	1:28.485	171.3
2	3:29.782	127.008	55.270	1:13.281	1:21.231	179.5
3	3:29.188	127.368	53.794	1:12.349	1:23.045	188.6
4	3:24.739	130.136	53.517	1:11.159	1:20.063	193.5
5	3:41.003	120.559	55.881	1:15.913	1:29.209	194.6
6	9:10.164	48.429	6:34.436	1:13.398	1:22.330	174.4
7	3:31.720	125.845	54.454	1:12.100	1:25.166	191.8
8	7:18.639	60.742		1:13.261	1:24.140	166.2
9	3:45.013	118.411	54.886	1:11.930	1:38.197	191.8
<i>Ideal</i>	<i>3:24.739</i>	<i>130.136</i>	<i>53.517</i>	<i>1:11.159</i>	<i>1:20.063</i>	<i>194.6</i>

MCE INSURANCE ULSTER GRAND PRIX

SUPERBIKE

UGP Second Qualifying

Thursday, 11 August 2016

DETAILED SECTOR ANALYSIS



Qualifying Classification

Position

5 2 Dean HARRISON

SBK Behind 2.897

Best Time **3:25.078** Best Speed **129.921** On **9** Gp

Lap	Lap Time	Lap Speed	Sector 1	Sector 2	Sector 3	Speed Trap
1	4:34.985	95.259		1:21.360	1:30.883	164.2
2	3:39.637	121.309	57.056	1:16.243	1:26.338	175.8
3	3:32.676	125.280	54.792	1:14.268	1:23.616	189.1
4	3:30.353	126.663	55.000	1:12.141	1:23.212	190.2
5	3:37.442	122.534	56.474	1:13.536	1:27.432	188.6
6	7:13.282	61.493		1:13.559	1:23.869	174.0
7	3:28.109	128.029	54.530	1:11.746	1:21.833	190.2
8	3:27.313	128.520	54.961	1:11.370	1:20.982	188.6
9	3:25.078	129.921	53.963	1:10.360	1:20.755	189.1
10	3:42.575	119.708	57.888	1:14.996	1:29.691	184.5
<i>Ideal</i>	<i>3:25.078</i>	<i>129.921</i>	<i>53.963</i>	<i>1:10.360</i>	<i>1:20.755</i>	<i>190.2</i>

6 10 Conor CUMMINS

SBK Behind 3.827

Best Time **3:26.008** Best Speed **129.335** On **6** Gp

Lap	Lap Time	Lap Speed	Sector 1	Sector 2	Sector 3	Speed Trap
1	5:25.444	80.489		1:18.358	1:27.229	159.6
2	3:31.010	126.269	55.511	1:12.640	1:22.859	183.0
3	3:41.673	120.195	57.189	1:17.378	1:27.106	184.5
4	12:30.459	35.504		1:15.224	2:48.212	161.9
5	3:26.049	129.309	54.249	1:11.542	1:20.258	186.0
6	3:26.008	129.335	53.804	1:10.788	1:21.416	188.1
7	3:38.097	122.166	57.098	1:14.322	1:26.677	185.5
<i>Ideal</i>	<i>3:24.850</i>	<i>130.066</i>	<i>53.804</i>	<i>1:10.788</i>	<i>1:20.258</i>	<i>188.1</i>

7 51 Derek SHEILS

SBK Behind 5.404

Best Time **3:27.585** Best Speed **128.352** On **6** Gp

Lap	Lap Time	Lap Speed	Sector 1	Sector 2	Sector 3	Speed Trap
1	3:45.051	116.394		1:17.154	1:25.677	150.6
2	3:32.384	125.452	55.728	1:13.634	1:23.022	179.5
3	3:45.731	118.034	58.342	1:12.677	1:34.712	179.1
4	5:49.094	76.323		1:12.982	1:22.238	167.5
5	3:28.972	127.500	54.784	1:11.837	1:22.351	181.0
6	3:27.585	128.352	54.796	1:11.704	1:21.085	180.5
7	3:44.550	118.655	57.219	1:16.217	1:31.114	179.5
8	6:52.129	64.650		1:13.111	1:21.190	166.7
9	3:40.411	120.883	54.433	1:12.137	1:33.841	183.0
<i>Ideal</i>	<i>3:27.222</i>	<i>128.577</i>	<i>54.433</i>	<i>1:11.704</i>	<i>1:21.085</i>	<i>183.0</i>

Qualifying Classification

Position

8 7 Gary JOHNSON

SBK Behind 6.182

Best Time **3:28.363** Best Speed **127.873** On **8** Gp

Lap	Lap Time	Lap Speed	Sector 1	Sector 2	Sector 3	Speed Trap
1	5:07.174	85.276		1:23.767	1:29.550	90.3
2	3:39.663	121.295	56.259	1:16.325	1:27.079	183.0
3	3:38.262	122.073	55.381	1:15.581	1:27.300	189.1
4	3:35.320	123.741	55.246	1:13.732	1:26.342	189.7
5	3:32.900	125.148	54.939	1:14.203	1:23.758	190.2
6	3:30.796	126.397	55.171	1:12.872	1:22.753	189.7
7	3:29.747	127.029	54.106	1:12.246	1:23.395	189.7
8	3:28.363	127.873	54.369	1:12.259	1:21.735	186.5
9	3:43.991	118.951	55.513	1:13.878	1:34.600	188.1
<i>Ideal</i>	<i>3:28.087</i>	<i>128.042</i>	<i>54.106</i>	<i>1:12.246</i>	<i>1:21.735</i>	<i>190.2</i>

9 6 William DUNLOP

SBK Behind 6.419

Best Time **3:28.600** Best Speed **127.728** On **6** Gp

Lap	Lap Time	Lap Speed	Sector 1	Sector 2	Sector 3	Speed Trap
1	3:53.315	112.272		1:16.981	1:28.717	169.2
2	3:33.095	125.033	55.997	1:13.650	1:23.448	195.7
3	3:35.828	123.450	54.417	1:12.244	1:29.167	194.0
4	9:57.207	44.614		1:15.931	1:27.634	170.5
5	3:29.439	127.216	54.857	1:12.365	1:22.217	192.9
6	3:28.600	127.728	54.326	1:12.172	1:22.102	192.4
7	3:56.817	112.509	57.948	1:19.614	1:39.255	183.0
<i>Ideal</i>	<i>3:28.600</i>	<i>127.728</i>	<i>54.326</i>	<i>1:12.172</i>	<i>1:22.102</i>	<i>195.7</i>

10 14 Dan KNEEN

SBK Behind 6.465

Best Time **3:28.646** Best Speed **127.699** On **4** Gp

Lap	Lap Time	Lap Speed	Sector 1	Sector 2	Sector 3	Speed Trap
1	4:36.669	94.679		1:21.107	1:32.088	159.2
2	3:37.692	122.393	55.900	1:15.575	1:26.217	185.5
3	3:35.849	123.438	55.850	1:14.494	1:25.505	177.7
4	3:28.646	127.699	54.809	1:11.768	1:22.069	187.0
5	3:46.097	117.843	54.890	1:16.015	1:35.192	186.5
6	6:23.673	69.444		1:12.275	1:24.274	151.3
7	3:33.504	124.794	54.673	1:11.708	1:27.123	185.0
8	6:06.041	72.790		1:12.479	1:22.036	147.7
9	3:31.656	125.883	54.277	1:11.181	1:26.198	185.0
<i>Ideal</i>	<i>3:27.494</i>	<i>128.408</i>	<i>54.277</i>	<i>1:11.181</i>	<i>1:22.036</i>	<i>187.0</i>



MCE INSURANCE ULSTER GRAND PRIX

SUPERBIKE

UGP Second Qualifying

Thursday, 11 August 2016

DETAILED SECTOR ANALYSIS



Qualifying Classification

Position

11	19 Steve MERCER	SBK	Behind	7.544		
Best Time	3:29.725	Best Speed	127.042	On 8 Gp		
Lap	Lap Time	Lap Speed	Sector 1	Sector 2	Sector 3	Speed Trap
1	5:41.639	76.674		1:19.018	1:31.374	158.8
2	11:08.641	39.848		1:15.995	1:24.595	174.4
3	3:36.876	122.853	55.394	1:13.656	1:27.826	186.0
4	6:14.619	71.123		1:14.106	1:23.428	176.3
5	3:30.455	126.602	55.034	1:13.223	1:22.198	185.0
6	3:30.322	126.682	54.534	1:12.257	1:23.531	186.0
7	3:30.845	126.368	55.788	1:12.652	1:22.405	184.0
8	3:29.725	127.042	55.144	1:11.879	1:22.702	186.0
<i>Ideal</i>	<i>3:28.611</i>	<i>127.721</i>	<i>54.534</i>	<i>1:11.879</i>	<i>1:22.198</i>	<i>186.0</i>

12	36 Jamie COWARD	SBK	Behind	9.617		
Best Time	3:31.798	Best Speed	125.799	On 7 Gp		
Lap	Lap Time	Lap Speed	Sector 1	Sector 2	Sector 3	Speed Trap
1	6:21.858	68.598		1:19.189	1:26.990	160.3
2	3:35.057	123.893	56.154	1:15.609	1:23.294	179.5
3	3:33.234	124.952	56.096	1:13.615	1:23.523	178.1
4	3:33.583	124.748	56.393	1:14.458	1:22.732	178.6
5	3:40.947	120.590	56.856	1:14.445	1:29.646	177.7
6	10:18.643	43.068		1:13.772	1:22.659	159.9
7	3:31.798	125.799	55.256	1:13.409	1:23.133	182.0
8	3:46.173	117.803	56.746	1:14.301	1:35.126	179.5
<i>Ideal</i>	<i>3:31.324</i>	<i>126.081</i>	<i>55.256</i>	<i>1:13.409</i>	<i>1:22.659</i>	<i>182.0</i>

13	86 Derek McGEE	SBK	Behind	10.416		
Best Time	3:32.597	Best Speed	125.326	On 4 Gp		
Lap	Lap Time	Lap Speed	Sector 1	Sector 2	Sector 3	Speed Trap
1	4:38.557	94.037		1:20.669	1:33.673	155.9
2	3:41.765	120.145	56.230	1:16.585	1:28.950	188.1
3	3:34.012	124.498	55.648	1:13.823	1:24.541	184.5
4	3:32.597	125.326	54.924	1:13.141	1:24.532	188.6
5	3:37.150	122.698	55.763	1:13.311	1:28.076	179.5
6	7:50.386	56.643		1:15.679	1:27.326	170.5
7	3:33.318	124.903	54.816	1:13.420	1:25.082	190.2
<i>Ideal</i>	<i>3:32.489</i>	<i>125.390</i>	<i>54.816</i>	<i>1:13.141</i>	<i>1:24.532</i>	<i>190.2</i>

Qualifying Classification

Position

14	22 Rob BARBER	SBK	Behind	11.295		
Best Time	3:33.476	Best Speed	124.810	On 7 Gp		
Lap	Lap Time	Lap Speed	Sector 1	Sector 2	Sector 3	Speed Trap
1	4:15.999	102.323		1:25.752	1:28.998	159.6
2	3:37.419	122.547	57.026	1:15.592	1:24.801	175.8
3	3:35.691	123.528	56.216	1:15.101	1:24.374	178.1
4	3:35.265	123.773	56.153	1:14.989	1:24.123	178.1
5	3:52.659	114.519	57.924	1:17.766	1:36.969	175.3
6	9:44.539	45.581		1:15.301	1:23.636	160.7
7	3:33.476	124.810	56.393	1:13.801	1:23.282	178.6
8	3:34.141	124.423	56.650	1:13.781	1:23.710	178.6
9	3:34.955	123.951	56.544	1:13.957	1:24.454	177.2
10	3:35.360	123.718	56.569	1:13.698	1:25.093	176.7
<i>Ideal</i>	<i>3:33.133</i>	<i>125.011</i>	<i>56.153</i>	<i>1:13.698</i>	<i>1:23.282</i>	<i>178.6</i>

15	111 Brian McCORMACK	SBK	Behind	11.746		
Best Time	3:33.927	Best Speed	124.547	On 6 Gp		
Lap	Lap Time	Lap Speed	Sector 1	Sector 2	Sector 3	Speed Trap
1	4:01.813	108.326		1:21.019	1:31.139	163.4
2	3:43.111	119.420	57.943	1:17.923	1:27.245	179.5
3	3:40.296	120.946	57.862	1:16.785	1:25.649	174.9
4	3:51.375	115.155	58.239	1:18.175	1:34.961	176.3
5	12:11.565	36.420		1:14.924	1:35.176	164.6
6	3:33.927	124.547	56.511	1:13.774	1:23.642	179.5
7	3:44.160	118.861	56.208	1:16.419	1:31.533	179.1
<i>Ideal</i>	<i>3:33.624</i>	<i>124.724</i>	<i>56.208</i>	<i>1:13.774</i>	<i>1:23.642</i>	<i>179.5</i>

16	20 Phillip CROWE	SBK	Behind	12.176		
Best Time	3:34.357	Best Speed	124.297	On 8 Gp		
Lap	Lap Time	Lap Speed	Sector 1	Sector 2	Sector 3	Speed Trap
1	4:03.687	107.493		1:22.362	1:32.448	154.1
2	3:46.382	117.695	58.760	1:19.560	1:28.062	170.5
3	3:41.423	120.331	58.106	1:17.486	1:25.831	169.2
4	3:37.702	122.387	57.185	1:16.225	1:24.292	171.3
5	3:48.441	116.634	57.227	1:16.216	1:34.998	170.9
6	8:46.936	50.564		1:16.455	1:24.622	158.1
7	3:36.394	123.127	57.562	1:15.138	1:23.694	170.0
8	3:34.357	124.297	56.744	1:14.756	1:22.857	170.9
9	3:40.350	120.917	57.129	1:14.537	1:28.684	167.9
<i>Ideal</i>	<i>3:34.138</i>	<i>124.424</i>	<i>56.744</i>	<i>1:14.537</i>	<i>1:22.857</i>	<i>171.3</i>





Qualifying Classification

Position

17	34 Daniel COOPER	SBK	Behind	12.268		
Best Time	3:34.449	Best Speed	124.244	On 7 Gp		
Lap	Lap Time	Lap Speed	Sector 1	Sector 2	Sector 3	Speed Trap
1	4:19.841	100.810		1:26.930	1:33.018	151.3
2	4:51.803	91.308		1:16.974	1:26.497	154.8
3	3:38.330	122.035	56.397	1:16.275	1:25.658	182.0
4	3:37.626	122.430	56.420	1:17.053	1:24.153	182.0
5	3:39.414	121.432	56.449	1:14.727	1:28.238	181.5
6	9:50.820	45.097		1:15.681	1:24.283	137.7
7	3:34.449	124.244	55.637	1:14.795	1:24.017	184.0
8	3:34.921	123.971	55.634	1:15.181	1:24.106	183.0
9	3:35.929	123.392	57.044	1:14.295	1:24.590	180.5
<i>Ideal</i>	<i>3:33.946</i>	<i>124.536</i>	<i>55.634</i>	<i>1:14.295</i>	<i>1:24.017</i>	<i>184.0</i>

18	50 Daniel HEGARTY	SBK	Behind	13.725		
Best Time	3:35.906	Best Speed	123.405	On 6 Gp		
Lap	Lap Time	Lap Speed	Sector 1	Sector 2	Sector 3	Speed Trap
1	12:12.984	35.737		1:18.842	1:28.133	158.1
2	3:44.864	118.489	59.126	1:17.180	1:28.558	171.3
3	3:38.042	122.196	56.330	1:15.719	1:25.993	182.0
4	3:39.235	121.532	56.788	1:16.803	1:25.644	184.0
5	3:36.531	123.049	56.998	1:14.666	1:24.867	182.0
6	3:35.906	123.405	56.150	1:14.828	1:24.928	181.0
7	3:41.988	120.024	58.386	1:14.535	1:29.067	173.5
8	3:48.379	116.666	59.706	1:16.620	1:32.053	179.1
<i>Ideal</i>	<i>3:35.552</i>	<i>123.608</i>	<i>56.150</i>	<i>1:14.535</i>	<i>1:24.867</i>	<i>184.0</i>

19	56 David JACKSON	SBK	Behind	14.474		
Best Time	3:36.655	Best Speed	122.979	On 7 Gp		
Lap	Lap Time	Lap Speed	Sector 1	Sector 2	Sector 3	Speed Trap
1	3:54.369	111.767		1:22.017	1:30.668	158.8
2	3:41.436	120.324	57.677	1:17.615	1:26.144	183.5
3	3:38.928	121.702	57.068	1:16.906	1:24.954	180.0
4	3:39.957	121.133	56.993	1:16.569	1:26.395	178.1
5	5:41.129	78.105		1:16.907	1:24.491	167.1
6	3:36.854	122.866	56.740	1:15.788	1:24.326	178.6
7	3:36.655	122.979	56.507	1:16.096	1:24.052	179.5
8	3:39.871	121.180	56.475	1:16.237	1:27.159	179.5
<i>Ideal</i>	<i>3:36.315</i>	<i>123.172</i>	<i>56.475</i>	<i>1:15.788</i>	<i>1:24.052</i>	<i>183.5</i>

Qualifying Classification

Position

20	75 Mike BOOTH	SBK	Behind	14.794		
Best Time	3:36.975	Best Speed	122.797	On 6 Gp		
Lap	Lap Time	Lap Speed	Sector 1	Sector 2	Sector 3	Speed Trap
1	8:20.233	52.365		1:21.090	1:32.608	149.3
2	3:44.225	118.827	58.696	1:17.092	1:28.437	163.8
3	3:44.424	118.722	59.387	1:18.910	1:26.127	174.9
4	3:40.640	120.758	57.261	1:16.724	1:26.655	182.5
5	3:37.789	122.338	57.220	1:15.028	1:25.541	180.0
6	3:36.975	122.797	56.623	1:14.956	1:25.396	178.6
7	3:37.028	122.767	56.485	1:14.167	1:26.376	179.1
8	3:45.001	118.417	56.412	1:17.147	1:31.442	181.5
9	3:53.193	114.257	59.958	1:18.182	1:35.053	176.3
<i>Ideal</i>	<i>3:35.975</i>	<i>123.366</i>	<i>56.412</i>	<i>1:14.167</i>	<i>1:25.396</i>	<i>182.5</i>

21	61 John WALSH	SBK	Behind	14.947		
Best Time	3:37.128	Best Speed	122.711	On 8 Gp		
Lap	Lap Time	Lap Speed	Sector 1	Sector 2	Sector 3	Speed Trap
1	4:18.973	101.148		1:25.534	1:39.330	151.6
2	5:30.958	80.506		1:18.985	1:30.928	169.2
3	3:45.484	118.163	58.611	1:17.543	1:29.330	178.1
4	3:44.654	118.600	58.548	1:17.221	1:28.885	174.0
5	3:47.204	117.269	58.360	1:17.026	1:31.818	174.4
6	8:53.811	49.913		1:17.089	1:26.958	167.9
7	3:40.760	120.692	57.654	1:14.914	1:28.192	182.5
8	3:37.128	122.711	57.689	1:14.297	1:25.142	180.0
9	3:38.208	122.103	57.103	1:15.527	1:25.578	182.5
<i>Ideal</i>	<i>3:36.542</i>	<i>123.043</i>	<i>57.103</i>	<i>1:14.297</i>	<i>1:25.142</i>	<i>182.5</i>

22	71 Davy MORGAN	SBK	Behind	15.083		
Best Time	3:37.264	Best Speed	122.634	On 6 Gp		
Lap	Lap Time	Lap Speed	Sector 1	Sector 2	Sector 3	Speed Trap
1	5:25.293	80.526		1:27.735	1:39.607	140.6
2	3:49.929	115.879	1:00.204	1:19.795	1:29.930	163.4
3	3:42.237	119.890	57.657	1:16.680	1:27.900	179.1
4	3:40.823	120.658	57.589	1:16.352	1:26.882	179.1
5	3:41.017	120.552	57.439	1:16.881	1:26.697	178.1
6	3:37.264	122.634	57.083	1:14.123	1:26.058	179.5
7	3:53.544	114.085	57.463	1:18.368	1:37.713	177.7
<i>Ideal</i>	<i>3:37.264</i>	<i>122.634</i>	<i>57.083</i>	<i>1:14.123</i>	<i>1:26.058</i>	<i>179.5</i>

SUPERBIKE

UGP Second Qualifying

Thursday, 11 August 2016

DETAILED SECTOR ANALYSIS

Qualifying Classification

Position

23 23 Richard McLOUGHLIN

SBK Behind **15.437**

Best Time **3:37.618** Best Speed **122.435** On **6** Gp

Lap	Lap Time	Lap Speed	Sector 1	Sector 2	Sector 3	Speed Trap
1	4:30.136	96.968		1:31.092	1:39.426	141.7
2	3:51.111	115.286	58.194	1:19.948	1:32.969	180.5
3	3:43.474	119.226	59.184	1:16.350	1:27.940	168.3
4	3:42.597	119.696	59.172	1:17.631	1:25.794	172.2
5	3:38.448	121.969	57.004	1:15.843	1:25.601	177.2
6	3:37.618	122.435	56.910	1:15.481	1:25.227	178.6
7	3:38.479	121.952	57.194	1:15.080	1:26.205	177.7
8	3:38.151	122.135	57.498	1:15.290	1:25.363	179.5
9	3:38.631	121.867	57.233	1:15.145	1:26.253	178.6
10	3:41.113	120.499	58.919	1:15.126	1:27.068	174.4
11	3:59.318	111.333	59.014	1:20.144	1:40.160	177.2
<i>Ideal</i>	<i>3:37.217</i>	<i>122.661</i>	<i>56.910</i>	<i>1:15.080</i>	<i>1:25.227</i>	<i>180.5</i>

24 74 Dominic HERBERTSON

SBK Behind **15.633**

Best Time **3:37.814** Best Speed **122.324** On **8** Gp

Lap	Lap Time	Lap Speed	Sector 1	Sector 2	Sector 3	Speed Trap
1	5:04.432	86.044		1:20.873	1:30.977	107.7
2	3:43.923	118.987	58.352	1:17.638	1:27.933	175.3
3	3:43.493	119.216	57.827	1:17.643	1:28.023	177.7
4	3:43.073	119.441	57.677	1:17.814	1:27.582	172.6
5	3:41.156	120.476	57.703	1:16.462	1:26.991	179.1
6	3:42.306	119.853	58.509	1:16.957	1:26.840	179.1
7	3:39.230	121.534	57.821	1:15.987	1:25.422	168.7
8	3:37.814	122.324	57.500	1:15.451	1:24.863	170.9
9	3:45.482	118.164	58.919	1:16.425	1:30.138	164.2
<i>Ideal</i>	<i>3:37.814</i>	<i>122.324</i>	<i>57.500</i>	<i>1:15.451</i>	<i>1:24.863</i>	<i>179.1</i>

Qualifying Classification

Position

25 47 Alistair KIRK

SBK Behind **15.788**

Best Time **3:37.969** Best Speed **122.237** On **6** Gp

Lap	Lap Time	Lap Speed	Sector 1	Sector 2	Sector 3	Speed Trap
1	4:24.995	98.850		1:27.207	1:37.107	154.8
2	3:49.124	116.286	1:00.566	1:18.608	1:29.950	149.0
3	3:44.296	118.789	57.903	1:17.855	1:28.538	170.5
4	3:41.807	120.122	58.156	1:16.583	1:27.068	174.0
5	3:40.393	120.893	58.115	1:15.976	1:26.302	176.7
6	3:37.969	122.237	57.373	1:15.110	1:25.486	173.1
7	3:47.379	117.179	57.048	1:15.400	1:34.931	176.7
8	8:48.881	50.378		1:15.959	1:26.516	158.8
9	3:38.557	121.909	57.862	1:14.787	1:25.908	176.7
10	3:47.610	117.060	59.255	1:18.638	1:29.717	174.4
<i>Ideal</i>	<i>3:37.321</i>	<i>122.602</i>	<i>57.048</i>	<i>1:14.787</i>	<i>1:25.486</i>	<i>176.7</i>

26 17 Mark GOODINGS

SBK Behind **16.422**

Best Time **3:38.603** Best Speed **121.883** On **10** Gp

Lap	Lap Time	Lap Speed	Sector 1	Sector 2	Sector 3	Speed Trap
1	4:50.255	90.247		1:25.016	1:35.968	139.7
2	3:48.527	116.590	1:00.343	1:19.418	1:28.766	173.1
3	3:48.907	116.396	58.796	1:17.056	1:33.055	179.5
4	3:41.499	120.289	58.456	1:16.068	1:26.975	170.0
5	3:45.169	118.329	56.652	1:16.151	1:32.366	181.5
6	3:45.295	118.263	1:00.434	1:17.377	1:27.484	177.2
7	3:44.908	118.466	57.157	1:15.726	1:32.025	181.0
8	6:09.158	72.175		1:16.819	1:27.550	149.3
9	3:39.519	121.374	56.490	1:16.240	1:26.789	186.0
10	3:38.603	121.883	57.409	1:14.783	1:26.411	181.0
<i>Ideal</i>	<i>3:37.684</i>	<i>122.397</i>	<i>56.490</i>	<i>1:14.783</i>	<i>1:26.411</i>	<i>186.0</i>

27 32 Ryan KNEEN

SBK Behind **16.532**

Best Time **3:38.713** Best Speed **121.822** On **5** Gp

Lap	Lap Time	Lap Speed	Sector 1	Sector 2	Sector 3	Speed Trap
1	4:47.933	90.975		1:23.934	1:31.916	139.4
2	3:43.942	118.977	57.388	1:18.311	1:28.243	180.0
3	3:40.582	120.789	57.319	1:15.885	1:27.378	181.5
4	3:44.308	118.783	57.258	1:18.066	1:28.984	179.5
5	3:38.713	121.822	57.030	1:15.818	1:25.865	180.5
6	3:42.587	119.701	56.753	1:15.214	1:30.620	185.5
<i>Ideal</i>	<i>3:37.832</i>	<i>122.314</i>	<i>56.753</i>	<i>1:15.214</i>	<i>1:25.865</i>	<i>185.5</i>

MCE INSURANCE ULSTER GRAND PRIX

SUPERBIKE

UGP Second Qualifying

Thursday, 11 August 2016

DETAILED SECTOR ANALYSIS



Qualifying Classification

Position

28 38 Matthew REES

SBK Behind 18.698

Best Time **3:40.879** Best Speed **120.627** On **4** Gp

Lap	Lap Time	Lap Speed	Sector 1	Sector 2	Sector 3	Speed Trap
1	4:19.047	101.119		1:25.393	1:31.489	151.6
2	3:43.555	119.183	58.354	1:17.650	1:27.551	169.6
3	3:44.309	118.782	58.706	1:17.595	1:28.008	168.7
4	3:40.879	120.627	57.798	1:16.078	1:27.003	176.7
5	3:46.422	117.674	57.550	1:16.738	1:32.134	176.3
6	5:56.494	74.739		1:15.436	1:26.431	149.6
7	3:41.162	120.473	58.111	1:16.144	1:26.907	171.3
8	3:44.768	118.540	58.180	1:16.207	1:30.381	174.0
<i>Ideal</i>	<i>3:39.417</i>	<i>121.431</i>	<i>57.550</i>	<i>1:15.436</i>	<i>1:26.431</i>	<i>176.7</i>

29 41 Paul JORDAN

SBK Behind 18.698

Best Time **3:40.879** Best Speed **120.627** On **7** Gp

Lap	Lap Time	Lap Speed	Sector 1	Sector 2	Sector 3	Speed Trap
1	4:24.790	98.926		1:29.031	1:37.406	136.0
2	3:51.850	114.919	1:01.311	1:19.859	1:30.680	155.5
3	3:45.959	117.915	59.075	1:18.675	1:28.209	174.0
4	4:05.575	108.496	1:00.963	1:28.986	1:35.626	165.0
5	6:15.163	71.020		1:21.817	1:28.078	157.7
6	3:42.871	119.549	57.971	1:17.912	1:26.988	177.7
7	3:40.879	120.627	57.559	1:17.045	1:26.275	173.1
8	3:55.277	113.245	58.721	1:23.375	1:33.181	173.1
<i>Ideal</i>	<i>3:40.879</i>	<i>120.627</i>	<i>57.559</i>	<i>1:17.045</i>	<i>1:26.275</i>	<i>177.7</i>

30 29 Mark PARRETT

SBK Behind 18.874

Best Time **3:41.055** Best Speed **120.531** On **7** Gp

Lap	Lap Time	Lap Speed	Sector 1	Sector 2	Sector 3	Speed Trap
1	4:50.796	90.079		1:24.267	1:33.985	150.0
2	3:48.467	116.621	1:00.084	1:19.446	1:28.937	176.7
3	3:48.159	116.778	58.819	1:17.133	1:32.207	182.0
4	3:41.185	120.460	58.097	1:16.252	1:26.836	173.1
5	3:46.933	117.409	58.121	1:16.382	1:32.430	178.1
6	8:19.370	53.355		1:17.082	1:29.039	163.0
7	3:41.055	120.531	57.789	1:16.652	1:26.614	177.2
8	3:42.615	119.686	58.235	1:16.719	1:27.661	177.2
9	3:47.875	116.924	58.736	1:17.143	1:31.996	176.3
<i>Ideal</i>	<i>3:40.655</i>	<i>120.749</i>	<i>57.789</i>	<i>1:16.252</i>	<i>1:26.614</i>	<i>182.0</i>

Qualifying Classification

Position

31 35 Stephen McKNIGHT

SBK Behind 20.442

Best Time **3:42.623** Best Speed **119.682** On **7** Gp

Lap	Lap Time	Lap Speed	Sector 1	Sector 2	Sector 3	Speed Trap
1	4:39.309	93.784		1:24.952	1:37.871	139.4
2	3:53.838	113.942	59.722	1:18.750	1:35.366	174.4
3	7:23.480	60.079		1:22.028	1:32.343	148.6
4	3:46.550	117.607	59.497	1:18.176	1:28.877	173.5
5	3:45.385	118.215	58.884	1:17.975	1:28.526	172.6
6	3:43.528	119.197	59.009	1:17.060	1:27.459	171.3
7	3:42.623	119.682	58.517	1:17.101	1:27.005	169.2
8	3:49.029	116.334	58.998	1:19.237	1:30.794	169.2
<i>Ideal</i>	<i>3:42.582</i>	<i>119.704</i>	<i>58.517</i>	<i>1:17.060</i>	<i>1:27.005</i>	<i>174.4</i>

32 102 Julien TONUETTI

SBK Behind 20.744

Best Time **3:42.925** Best Speed **119.520** On **4** Gp

Lap	Lap Time	Lap Speed	Sector 1	Sector 2	Sector 3	Speed Trap
1	11:49.912	36.898		1:23.582	1:39.427	154.1
2	6:09.059	72.194		1:18.795	1:30.063	161.9
3	3:43.780	119.063	58.243	1:17.375	1:28.162	181.0
4	3:42.925	119.520	57.183	1:17.444	1:28.298	183.0
5	3:43.402	119.265	57.302	1:16.948	1:29.152	183.0
6	3:47.798	116.963	58.274	1:17.305	1:32.219	181.0
<i>Ideal</i>	<i>3:42.293</i>	<i>119.860</i>	<i>57.183</i>	<i>1:16.948</i>	<i>1:28.162</i>	<i>183.0</i>

33 21 Alan CONNOR

SBK Behind 20.949

Best Time **3:43.130** Best Speed **119.410** On **5** Gp

Lap	Lap Time	Lap Speed	Sector 1	Sector 2	Sector 3	Speed Trap
1	5:25.334	80.516		1:22.630	1:36.662	153.0
2	3:47.688	117.020	59.368	1:18.326	1:29.994	170.5
3	3:45.310	118.255	58.960	1:17.635	1:28.715	171.3
4	3:43.500	119.212	58.483	1:17.415	1:27.602	174.0
5	3:43.130	119.410	58.954	1:16.959	1:27.217	170.9
6	3:49.579	116.056	58.301	1:19.128	1:32.150	172.2
7	9:58.332	44.530		1:18.209	1:27.928	161.5
8	3:44.529	118.666	58.564	1:16.701	1:29.264	173.1
9	3:44.939	118.450	59.628	1:16.860	1:28.451	170.9
<i>Ideal</i>	<i>3:42.219</i>	<i>119.900</i>	<i>58.301</i>	<i>1:16.701</i>	<i>1:27.217</i>	<i>174.0</i>



MCE INSURANCE ULSTER GRAND PRIX

SUPERBIKE

UGP Second Qualifying

Thursday, 11 August 2016

DETAILED SECTOR ANALYSIS



Qualifying Classification

Position

34 84 Sam WEST

SBK Behind 21.617

Best Time 3:43.798 Best Speed 119.054 On 3 Gp

Lap	Lap Time	Lap Speed	Sector 1	Sector 2	Sector 3	Speed Trap
1	4:36.569	94.713		1:22.075	1:34.603	148.6
2	3:46.237	117.770	57.656	1:18.049	1:30.532	166.2
3	3:43.798	119.054	57.961	1:18.008	1:27.829	170.5
4	3:59.982	111.025	57.766	1:21.226	1:40.990	176.7
5	6:47.989	65.306		1:17.714	1:28.264	167.1
6	3:51.111	115.286	57.307	1:17.277	1:36.527	178.6
<i>Ideal</i>	<i>3:42.413</i>	<i>119.795</i>	<i>57.307</i>	<i>1:17.277</i>	<i>1:27.829</i>	<i>178.6</i>

35 62 Fabrice MIGUET

SBK Behind 22.150

Best Time 3:44.331 Best Speed 118.771 On 5 Gp

Lap	Lap Time	Lap Speed	Sector 1	Sector 2	Sector 3	Speed Trap
1	5:13.158	83.647		1:24.310	1:33.758	125.6
2	3:50.840	115.422	1:00.373	1:19.713	1:30.754	167.9
3	3:47.793	116.966	59.613	1:18.711	1:29.469	172.6
4	3:46.262	117.757	59.207	1:18.217	1:28.838	180.5
5	3:44.331	118.771	58.763	1:17.163	1:28.405	176.3
6	3:45.924	117.933	59.120	1:18.664	1:28.140	175.3
7	3:44.540	118.660	58.590	1:17.188	1:28.762	174.0
8	3:51.112	115.286	59.058	1:18.252	1:33.802	177.7
<i>Ideal</i>	<i>3:43.893</i>	<i>119.003</i>	<i>58.590</i>	<i>1:17.163</i>	<i>1:28.140</i>	<i>180.5</i>

36 16 Dave HEWSON

SBK Behind 22.154

Best Time 3:44.335 Best Speed 118.769 On 6 Gp

Lap	Lap Time	Lap Speed	Sector 1	Sector 2	Sector 3	Speed Trap
1	4:42.199	92.823		1:25.794	1:35.497	148.6
2	3:53.016	114.344	1:00.088	1:21.209	1:31.719	174.4
3	3:53.813	113.954	59.275	1:19.681	1:34.857	175.3
4	10:52.003	40.865		1:19.557	1:29.590	165.0
5	3:45.145	118.341	58.666	1:18.444	1:28.035	175.3
6	3:44.335	118.769	57.966	1:17.747	1:28.622	177.7
7	3:44.919	118.460	58.555	1:17.738	1:28.626	174.4
8	3:44.335	118.769	58.456	1:17.581	1:28.298	170.0
9	3:47.882	116.920	58.458	1:17.219	1:32.205	174.9
<i>Ideal</i>	<i>3:43.220</i>	<i>119.362</i>	<i>57.966</i>	<i>1:17.219</i>	<i>1:28.035</i>	<i>177.7</i>

Qualifying Classification

Position

37 182 Xavier DENIS

SBK Behind 22.606

Best Time 3:44.787 Best Speed 118.530 On 5 Gp

Lap	Lap Time	Lap Speed	Sector 1	Sector 2	Sector 3	Speed Trap
1	5:15.293	83.080		1:27.992	1:37.414	138.5
2	3:52.277	114.708	58.821	1:20.646	1:32.810	183.5
3	3:50.232	115.727	58.245	1:19.299	1:32.688	182.5
4	5:40.211	78.316		1:18.373	1:31.330	164.2
5	3:44.787	118.530	58.024	1:18.015	1:28.748	184.0
6	3:45.494	118.158	57.773	1:18.133	1:29.588	184.0
7	3:45.405	118.205	57.700	1:18.394	1:29.311	183.5
8	3:50.487	115.599	58.544	1:18.893	1:33.050	184.0
<i>Ideal</i>	<i>3:44.463</i>	<i>118.701</i>	<i>57.700</i>	<i>1:18.015</i>	<i>1:28.748</i>	<i>184.0</i>

38 94 Gavin LUPTON

SBK Behind 24.557

Best Time 3:46.738 Best Speed 117.510 On 4 Gp

Lap	Lap Time	Lap Speed	Sector 1	Sector 2	Sector 3	Speed Trap
1	10:58.670	39.769		1:21.210	1:31.963	161.1
2	3:49.625	116.032	59.265	1:17.979	1:32.381	165.8
3	5:32.996	80.013		1:18.388	1:28.168	162.2
4	3:46.738	117.510	59.858	1:18.779	1:28.101	170.9
5	4:59.379	88.997	58.223	2:26.509	1:34.647	169.6
<i>Ideal</i>	<i>3:44.303</i>	<i>118.786</i>	<i>58.223</i>	<i>1:17.979</i>	<i>1:28.101</i>	<i>170.9</i>

39 64 Frank GALLAGHER

SBK Behind 24.907

Best Time 3:47.088 Best Speed 117.329 On 6 Gp

Lap	Lap Time	Lap Speed	Sector 1	Sector 2	Sector 3	Speed Trap
1	4:30.856	96.711		1:24.566	1:36.036	155.9
2	3:50.981	115.351	58.845	1:19.460	1:32.676	170.5
3	3:50.550	115.567	59.591	1:18.520	1:32.439	174.4
4	3:50.647	115.518	1:00.393	1:19.096	1:31.158	165.0
5	3:50.383	115.651	58.715	1:18.421	1:33.247	180.0
6	3:47.088	117.329	1:00.121	1:16.707	1:30.260	159.9
<i>Ideal</i>	<i>3:45.682</i>	<i>118.060</i>	<i>58.715</i>	<i>1:16.707</i>	<i>1:30.260</i>	<i>180.0</i>



MCE INSURANCE ULSTER GRAND PRIX

SUPERBIKE

UGP Second Qualifying

Thursday, 11 August 2016

DETAILED SECTOR ANALYSIS



Qualifying Classification

Position

40 95 Ben REA

SBK Behind 26.373

Best Time 3:48.554 Best Speed 116.576 On 7 Gp

Lap	Lap Time	Lap Speed	Sector 1	Sector 2	Sector 3	Speed Trap
1	7:59.642	54.613		1:27.680	1:38.554	144.2
2	4:00.545	110.765	1:01.065	1:23.608	1:35.872	169.6
3	4:01.757	110.210	1:03.222	1:24.669	1:33.866	158.8
4	3:54.133	113.798	59.252	1:21.885	1:32.996	174.4
5	3:57.401	112.232	59.751	1:20.640	1:37.010	167.9
6	9:34.922	46.344		1:21.118	1:32.099	154.8
7	3:48.554	116.576	58.829	1:19.148	1:30.577	174.0
8	3:48.672	116.516	58.336	1:19.056	1:31.280	175.3
<i>Ideal</i>	<i>3:47.969</i>	<i>116.875</i>	<i>58.336</i>	<i>1:19.056</i>	<i>1:30.577</i>	<i>175.3</i>

41 30 Paul CRANSTON

SBK Behind 27.570

Best Time 3:49.751 Best Speed 115.969 On 8 Gp

Lap	Lap Time	Lap Speed	Sector 1	Sector 2	Sector 3	Speed Trap
1	15:24.526	28.333		1:24.685	1:36.253	147.7
2	3:55.967	112.914	1:01.855	1:21.918	1:32.194	168.3
3	3:52.013	114.838	1:00.269	1:21.120	1:30.624	161.5
4	3:50.478	115.603	1:00.538	1:19.765	1:30.175	165.0
5	3:50.473	115.606	1:00.320	1:20.092	1:30.061	165.8
6	3:52.396	114.649	1:01.732	1:19.662	1:31.002	150.3
7	3:52.480	114.608	1:01.769	1:19.586	1:31.125	163.0
8	3:49.751	115.969	1:00.688	1:19.166	1:29.897	163.4
<i>Ideal</i>	<i>3:49.332</i>	<i>116.181</i>	<i>1:00.269</i>	<i>1:19.166</i>	<i>1:29.897</i>	<i>168.3</i>

42 99 Adrian CLARK

SBK Behind 28.651

Best Time 3:50.832 Best Speed 115.426 On 3 Gp

Lap	Lap Time	Lap Speed	Sector 1	Sector 2	Sector 3	Speed Trap
1	4:25.925	98.504		1:28.267	1:38.228	142.6
2	3:55.161	113.301	1:00.908	1:21.235	1:33.018	162.2
3	3:50.832	115.426	59.140	1:19.081	1:32.611	177.7
4	4:09.624	106.736	59.951	1:23.921	1:45.752	180.0
<i>Ideal</i>	<i>3:50.832</i>	<i>115.426</i>	<i>59.140</i>	<i>1:19.081</i>	<i>1:32.611</i>	<i>180.0</i>

Qualifying Classification

Position

43 24 Andrew SELLARS

SBK Behind 29.648

Best Time 3:51.829 Best Speed 114.929 On 5 Gp

Lap	Lap Time	Lap Speed	Sector 1	Sector 2	Sector 3	Speed Trap
1	4:52.177	89.653		1:25.610	1:35.883	152.3
2	3:56.042	112.878	1:00.471	1:22.307	1:33.264	167.5
3	3:56.327	112.742	1:02.282	1:22.495	1:31.550	155.5
4	3:53.449	114.132	1:00.999	1:20.627	1:31.823	174.0
5	3:51.829	114.929	1:00.353	1:20.567	1:30.909	161.5
6	3:51.851	114.918	59.864	1:20.434	1:31.553	174.0
7	3:53.034	114.335	1:00.889	1:20.723	1:31.422	171.3
8	3:53.671	114.023	1:00.093	1:20.066	1:33.512	167.5
<i>Ideal</i>	<i>3:50.839</i>	<i>115.422</i>	<i>59.864</i>	<i>1:20.066</i>	<i>1:30.909</i>	<i>174.0</i>

44 44 Forest DUNN

SBK Behind 31.644

Best Time 3:53.825 Best Speed 113.948 On 2 Gp

Lap	Lap Time	Lap Speed	Sector 1	Sector 2	Sector 3	Speed Trap
1	4:42.927	92.585		1:25.439	1:36.004	143.3
2	3:53.825	113.948	1:00.140	1:20.656	1:33.029	159.9
3	3:57.500	112.185	1:01.813	1:21.240	1:34.447	161.1
<i>Ideal</i>	<i>3:53.825</i>	<i>113.948</i>	<i>1:00.140</i>	<i>1:20.656</i>	<i>1:33.029</i>	<i>161.1</i>

45 25 Donald MacFADYEN

SBK Behind 32.649

Best Time 3:54.830 Best Speed 113.461 On 5 Gp

Lap	Lap Time	Lap Speed	Sector 1	Sector 2	Sector 3	Speed Trap
1	4:04.762	107.021		1:25.108	1:36.222	102.5
2	3:57.020	112.412	1:01.062	1:23.316	1:32.642	163.8
3	3:59.109	111.430	1:00.633	1:22.567	1:35.909	179.1
4	3:57.479	112.195	1:02.080	1:22.322	1:33.077	149.3
5	3:54.830	113.461	59.889	1:21.673	1:33.268	170.0
6	3:56.368	112.722	1:01.061	1:21.902	1:33.405	169.6
7	3:54.915	113.420	1:00.362	1:21.896	1:32.657	170.5
8	4:00.034	111.001	59.764	1:20.398	1:39.872	168.3
<i>Ideal</i>	<i>3:52.804</i>	<i>114.448</i>	<i>59.764</i>	<i>1:20.398</i>	<i>1:32.642</i>	<i>179.1</i>





Qualifying Classification

Position

46 37 Paul DUCKETT

SBK Behind 33.801

Best Time 3:55.982 Best Speed 112.907 On 3 Gp

Lap	Lap Time	Lap Speed	Sector 1	Sector 2	Sector 3	Speed Trap
1	4:32.881	95.993		1:27.370	1:38.492	143.0
2	3:57.077	112.385	1:02.040	1:22.345	1:32.692	164.2
3	3:55.982	112.907	1:01.635	1:22.108	1:32.239	165.4
4	3:58.016	111.942	1:01.591	1:21.964	1:34.461	165.4
5	3:56.578	112.622	1:02.973	1:21.951	1:31.654	162.6
6	3:59.628	111.189	1:01.417	1:21.544	1:36.667	166.7
<i>Ideal</i>	<i>3:54.615</i>	<i>113.565</i>	<i>1:01.417</i>	<i>1:21.544</i>	<i>1:31.654</i>	<i>166.7</i>

Non Qualifiers

Position

28 Paul GARTLAND

SBK Behind 37.892

Best Time 4:00.073 Best Speed 110.983 On 2 Gp

Lap	Lap Time	Lap Speed	Sector 1	Sector 2	Sector 3	Speed Trap
1	4:47.807	91.015		1:29.431	1:36.405	123.3
2	4:00.073	110.983	1:02.649	1:23.913	1:33.511	158.1
3	4:42.409	94.345	1:02.041	1:24.297	2:16.071	168.3
<i>Ideal</i>	<i>3:59.465</i>	<i>111.265</i>	<i>1:02.041</i>	<i>1:23.913</i>	<i>1:33.511</i>	<i>168.3</i>

72 Gareth KEYS

SBK Behind 1:04.983

Best Time 4:27.164 Best Speed 99.729 On 1 Gp

Lap	Lap Time	Lap Speed	Sector 1	Sector 2	Sector 3	Speed Trap
1	4:27.164	98.047		1:28.444	1:40.050	138.3
<i>Ideal</i>	<i>0.000</i>	<i>0.000</i>		<i>1:28.444</i>	<i>1:40.050</i>	<i>138.3</i>

MCE INSURANCE ULSTER GRAND PRIX

SUPERBIKE

UGP Second Qualifying

SECTOR ANALYSIS

Perfect Lap (sum of best sectors) = 3:22.111



SECTOR 1 FINISH - TULLYRUSK			SECTOR 2 TULLYRUSK - JORDAN'S			SECTOR 3 JORDAN'S - FINISH			IDEAL / BEST COMPARISON						
Pos	No	Name	Time	No	Name	Time	Pos	No	Name	Ideal Time	Best Tim	Diff			
1	5	Bruce ANSTEY	52.911	1	Michael DUNLOP	1:09.425	60	Peter HICKMAN	1:19.775	1	1	Michael DUNLOP	3:22.181	3:22.181	0.000
2	1	Michael DUNLOP	52.961	60	Peter HICKMAN	1:10.026	1	Michael DUNLOP	1:19.795	2	60	Peter HICKMAN	3:23.291	3:23.291	0.000
3	60	Peter HICKMAN	53.490	5	Bruce ANSTEY	1:10.142	4	Ian HUTCHINSON	1:20.063	3	5	Bruce ANSTEY	3:23.432	3:24.608	1.176
4	4	Ian HUTCHINSON	53.517	2	Dean HARRISON	1:10.360	10	Conor CUMMINS	1:20.258	4	4	Ian HUTCHINSON	3:24.739	3:24.739	0.000
5	10	Conor CUMMINS	53.804	10	Conor CUMMINS	1:10.788	5	Bruce ANSTEY	1:20.379	5	2	Dean HARRISON	3:25.078	3:25.078	0.000
6	2	Dean HARRISON	53.963	4	Ian HUTCHINSON	1:11.159	2	Dean HARRISON	1:20.755	6	10	Conor CUMMINS	3:24.850	3:26.008	1.158
7	7	Gary JOHNSON	54.106	14	Dan KNEEN	1:11.181	51	Derek SHEILS	1:21.085	7	51	Derek SHEILS	3:27.222	3:27.585	0.363
8	14	Dan KNEEN	54.277	51	Derek SHEILS	1:11.704	7	Gary JOHNSON	1:21.735	8	7	Gary JOHNSON	3:28.087	3:28.363	0.276
9	6	William DUNLOP	54.326	19	Steve MERCER	1:11.879	14	Dan KNEEN	1:22.036	9	6	William DUNLOP	3:28.600	3:28.600	0.000
10	51	Derek SHEILS	54.433	6	William DUNLOP	1:12.172	6	William DUNLOP	1:22.102	10	14	Dan KNEEN	3:27.494	3:28.646	1.152
11	19	Steve MERCER	54.534	7	Gary JOHNSON	1:12.246	19	Steve MERCER	1:22.198	11	19	Steve MERCER	3:28.611	3:29.725	1.114
12	86	Derek McGEE	54.816	86	Derek McGEE	1:13.141	36	Jamie COWARD	1:22.659	12	36	Jamie COWARD	3:31.324	3:31.798	0.474
13	36	Jamie COWARD	55.256	36	Jamie COWARD	1:13.409	20	Phillip CROWE	1:22.857	13	86	Derek McGEE	3:32.489	3:32.597	0.108
14	34	Daniel COOPER	55.634	22	Rob BARBER	1:13.698	22	Rob BARBER	1:23.282	14	22	Rob BARBER	3:33.133	3:33.476	0.343
15	50	Daniel HEGARTY	56.150	111	Brian McCORMACK	1:13.774	111	Brian McCORMACK	1:23.642	15	111	Brian McCORMACK	3:33.624	3:33.927	0.303
16	22	Rob BARBER	56.153	71	Davy MORGAN	1:14.123	34	Daniel COOPER	1:24.017	16	20	Phillip CROWE	3:34.138	3:34.357	0.219
17	111	Brian McCORMACK	56.208	75	Mike BOOTH	1:14.167	56	David JACKSON	1:24.052	17	34	Daniel COOPER	3:33.946	3:34.449	0.503
18	75	Mike BOOTH	56.412	34	Daniel COOPER	1:14.295	86	Derek McGEE	1:24.532	18	50	Daniel HEGARTY	3:35.552	3:35.906	0.354
19	56	David JACKSON	56.475	61	John WALSH	1:14.297	74	Dominic HERBERTSON	1:24.863	19	56	David JACKSON	3:36.315	3:36.655	0.340
20	17	Mark GOODINGS	56.490	50	Daniel HEGARTY	1:14.535	50	Daniel HEGARTY	1:24.867	20	75	Mike BOOTH	3:35.975	3:36.975	1.000
21	20	Phillip CROWE	56.744	20	Phillip CROWE	1:14.537	61	John WALSH	1:25.142	21	61	John WALSH	3:36.542	3:37.128	0.586
22	32	Ryan KNEEN	56.753	17	Mark GOODINGS	1:14.783	23	Richard McLOUGHLIN	1:25.227	22	71	Davy MORGAN	3:37.264	3:37.264	0.000
23	23	Richard McLOUGHLIN	56.910	47	Alistair KIRK	1:14.787	75	Mike BOOTH	1:25.396	23	23	Richard McLOUGHLIN	3:37.217	3:37.618	0.401
24	47	Alistair KIRK	57.048	23	Richard McLOUGHLIN	1:15.080	47	Alistair KIRK	1:25.486	24	74	Dominic HERBERTSON	3:37.814	3:37.814	0.000
25	71	Davy MORGAN	57.083	32	Ryan KNEEN	1:15.214	32	Ryan KNEEN	1:25.865	25	47	Alistair KIRK	3:37.321	3:37.969	0.648
26	61	John WALSH	57.103	38	Matthew REES	1:15.436	71	Davy MORGAN	1:26.058	26	17	Mark GOODINGS	3:37.684	3:38.603	0.919
27	102	Julien TONUITTI	57.183	74	Dominic HERBERTSON	1:15.451	41	Paul JORDAN	1:26.275	27	32	Ryan KNEEN	3:37.832	3:38.713	0.881
28	84	Sam WEST	57.307	56	David JACKSON	1:15.788	17	Mark GOODINGS	1:26.411	28	38	Matthew REES	3:39.417	3:40.879	1.462
29	74	Dominic HERBERTSON	57.500	29	Mark PARRETT	1:16.252	38	Matthew REES	1:26.431	29	41	Paul JORDAN	3:40.879	3:40.879	0.000
30	38	Matthew REES	57.550	21	Alan CONNOR	1:16.701	29	Mark PARRETT	1:26.614	30	29	Mark PARRETT	3:40.655	3:41.055	0.400
31	41	Paul JORDAN	57.559	64	Frank GALLAGHER	1:16.707	35	Stephen McKNIGHT	1:27.005	31	35	Stephen McKNIGHT	3:42.582	3:42.623	0.041
32	182	Xavier DENIS	57.700	102	Julien TONUITTI	1:16.948	21	Alan CONNOR	1:27.217	32	102	Julien TONUITTI	3:42.293	3:42.925	0.632
33	29	Mark PARRETT	57.789	41	Paul JORDAN	1:17.045	84	Sam WEST	1:27.829	33	21	Alan CONNOR	3:42.219	3:43.130	0.911
34	16	Dave HEWSON	57.966	35	Stephen McKNIGHT	1:17.060	16	Dave HEWSON	1:28.035	34	84	Sam WEST	3:42.413	3:43.798	1.385
35	94	Gavin LUPTON	58.223	62	Fabrice MIGUET	1:17.163	94	Gavin LUPTON	1:28.101	35	62	Fabrice MIGUET	3:43.893	3:44.331	0.438
36	21	Alan CONNOR	58.301	16	Dave HEWSON	1:17.219	62	Fabrice MIGUET	1:28.140	36	16	Dave HEWSON	3:43.220	3:44.335	1.115
37	95	Ben REA	58.336	84	Sam WEST	1:17.277	102	Julien TONUITTI	1:28.162	37	182	Xavier DENIS	3:44.463	3:44.787	0.324
38	35	Stephen McKNIGHT	58.517	94	Gavin LUPTON	1:17.979	182	Xavier DENIS	1:28.748	38	94	Gavin LUPTON	3:44.303	3:46.738	2.435
39	62	Fabrice MIGUET	58.590	182	Xavier DENIS	1:18.015	30	Paul CRANSTON	1:29.897	39	64	Frank GALLAGHER	3:45.682	3:47.088	1.406
40	64	Frank GALLAGHER	58.715	95	Ben REA	1:19.056	64	Frank GALLAGHER	1:30.260	40	95	Ben REA	3:47.969	3:48.554	0.585
41	99	Adrian CLARK	59.140	99	Adrian CLARK	1:19.081	95	Ben REA	1:30.577	41	30	Paul CRANSTON	3:49.332	3:49.751	0.419
42	25	Donald MacFADYEN	59.764	30	Paul CRANSTON	1:19.166	24	Andrew SELLARS	1:30.909	42	99	Adrian CLARK	3:50.832	3:50.832	0.000
43	24	Andrew SELLARS	59.864	24	Andrew SELLARS	1:20.066	37	Paul DUCKETT	1:31.654	43	24	Andrew SELLARS	3:50.839	3:51.829	0.990
44	44	Forest DUNN	1:00.140	25	Donald MacFADYEN	1:20.398	99	Adrian CLARK	1:32.611	44	44	Forest DUNN	3:53.825	3:53.825	0.000
45	30	Paul CRANSTON	1:00.269	44	Forest DUNN	1:20.656	25	Donald MacFADYEN	1:32.642	45	25	Donald MacFADYEN	3:52.804	3:54.830	2.026
46	37	Paul DUCKETT	1:01.417	37	Paul DUCKETT	1:21.544	44	Forest DUNN	1:33.029	46	37	Paul DUCKETT	3:54.615	3:55.982	1.367
47	28	Paul GARTLAND	1:02.041	28	Paul GARTLAND	1:23.913	28	Paul GARTLAND	1:33.511	47	28	Paul GARTLAND	3:59.465	4:00.073	0.608
				72	Gareth KEYS	1:28.444	72	Gareth KEYS	1:40.050						

MCE INSURANCE ULSTER GRAND PRIX

SUPERBIKE

UGP Second Qualifying

Thursday, 11 August 2016



ON FLYING KILO

SPEED TRAP

Class	No/Name	Fastest	Lap 1	Lap 2	Lap 3	Lap 4	Lap 5	Lap 6	Lap 7	Lap 8	Lap 9	Lap 10	Lap 11	Lap 12
SBK	5 Bruce ANSTEY	196.3	135.2	185.0	190.2	194.6	192.9	192.9	162.2	195.7	196.3	193.5		
SBK	6 William DUNLOP	195.7	169.2	195.7	194.0	170.5	192.9	192.4	183.0					
SBK	4 Ian HUTCHINSON	194.6	171.3	179.5	188.6	193.5	194.6	174.4	191.8	166.2	191.8			
SBK	1 Michael DUNLOP	192.9	170.5	189.1	180.5	170.5	190.7	190.7	145.1	190.2	191.8	192.9		
SBK	2 Dean HARRISON	190.2	164.2	175.8	189.1	190.2	188.6	174.0	190.2	188.6	189.1	184.5		
SBK	7 Gary JOHNSON	190.2	90.3	183.0	189.1	189.7	190.2	189.7	189.7	186.5	188.1			
SBK	86 Derek McGEE	190.2	155.9	188.1	184.5	188.6	179.5	170.5	190.2					
SBK	60 Peter HICKMAN	189.7	168.7	189.1	189.1	189.1	188.1	172.6	189.7	187.0	162.6			
SBK	10 Conor CUMMINS	188.1	159.6	183.0	184.5	161.9	186.0	188.1	185.5					
SBK	14 Dan KNEEN	187.0	159.2	185.5	177.7	187.0	186.5	151.3	185.0	147.7	185.0			
SBK	17 Mark GOODINGS	186.0	139.7	173.1	179.5	170.0	181.5	177.2	181.0	149.3	186.0	181.0		
SBK	19 Steve MERCER	186.0	158.8	174.4	186.0	176.3	185.0	186.0	184.0	186.0				
SBK	32 Ryan KNEEN	185.5	139.4	180.0	181.5	179.5	180.5	185.5						
SBK	182 Xavier DENIS	184.0	138.5	183.5	182.5	164.2	184.0	184.0	183.5	184.0				
SBK	34 Daniel COOPER	184.0	151.3	154.8	182.0	182.0	181.5	137.7	184.0	183.0	180.5			
SBK	50 Daniel HEGARTY	184.0	158.1	171.3	182.0	184.0	182.0	181.0	173.5	179.1				
SBK	56 David JACKSON	183.5	158.8	183.5	180.0	178.1	167.1	178.6	179.5	179.5				
SBK	102 Julien TONUITTI	183.0	154.1	161.9	181.0	183.0	183.0	181.0						
SBK	51 Derek SHEILS	183.0	150.6	179.5	179.1	167.5	181.0	180.5	179.5	166.7	183.0			
SBK	61 John WALSH	182.5	151.6	169.2	178.1	174.0	174.4	167.9	182.5	180.0	182.5			
SBK	75 Mike BOOTH	182.5	149.3	163.8	174.9	182.5	180.0	178.6	179.1	181.5	176.3			
SBK	29 Mark PARRETT	182.0	150.0	176.7	182.0	173.1	178.1	163.0	177.2	177.2	176.3			
SBK	36 Jamie COWARD	182.0	160.3	179.5	178.1	178.6	177.7	159.9	182.0	179.5				
SBK	23 Richard McLoughlin	180.5	141.7	180.5	168.3	172.2	177.2	178.6	177.7	179.5	178.6	174.4	177.2	
SBK	62 Fabrice MIGUET	180.5	125.6	167.9	172.6	180.5	176.3	175.3	174.0	177.7				
SBK	99 Adrian CLARK	180.0	142.7	162.2	177.7	180.0								
SBK	64 Frank GALLAGHER	180.0	155.9	170.5	174.4	165.0	180.0	159.9						
SBK	71 Davy MORGAN	179.5	140.6	163.4	179.1	179.1	178.1	179.5	177.7					
SBK	111 Brian McCORMACK	179.5	163.4	179.5	174.9	176.3	164.6	179.5	179.1					
SBK	25 Donald MacFadyen	179.1	102.5	163.8	179.1	149.3	170.0	169.6	170.5	168.3				
SBK	74 Dominic HERBERTSON	179.1	107.7	175.3	177.7	172.6	179.1	179.1	168.7	170.9	164.2			
SBK	84 Sam WEST	178.6	148.6	166.2	170.5	176.7	167.1	178.6						
SBK	22 Rob BARBER	178.6	159.6	175.8	178.1	178.1	175.3	160.7	178.6	178.6	177.2	176.7		
SBK	16 Dave HEWSON	177.7	148.6	174.4	175.3	165.0	175.3	177.7	174.4	170.0	174.9			
SBK	41 Paul JORDAN	177.7	136.0	155.5	174.0	165.0	157.7	177.7	173.1	173.1				
SBK	38 Matthew REES	176.7	151.6	169.6	168.7	176.7	176.3	149.6	171.3	174.0				
SBK	47 Alistair KIRK	176.7	154.8	149.0	170.5	174.0	176.7	173.1	176.7	158.8	176.7	174.4		
SBK	95 Ben REA	175.3	144.2	169.6	158.8	174.4	167.9	154.8	174.0	175.3				
SBK	35 Stephen McKnight	174.4	139.4	174.4	148.6	173.5	172.6	171.3	169.2	169.2				
SBK	21 Alan CONNOR	174.0	153.0	170.5	171.3	174.0	170.9	172.2	161.5	173.1	170.9			
SBK	24 Andrew SELLARS	174.0	152.3	167.5	155.5	174.0	161.5	174.0	171.3	167.5				
SBK	20 Phillip CROWE	171.3	154.1	170.5	169.2	171.3	170.9	158.1	170.0	170.9	167.9			
SBK	94 Gavin LUPTON	170.9	161.1	165.8	162.2	170.9	169.6							
SBK	28 Paul GARTLAND	168.3	123.3	158.1	168.3									
SBK	30 Paul CRANSTON	168.3	147.7	168.3	161.5	165.0	165.8	150.3	163.0	163.4				
SBK	37 Paul DUCKETT	166.7	143.0	164.2	165.4	165.4	162.6	166.7						
SBK	44 Forest DUNN	161.1	143.3	159.9	161.1									
SBK	72 Gareth KEYS	138.3	138.3											

MCE INSURANCE ULSTER GRAND PRIX


SUPERBIKE Combined Qualifying



Pos	Class	No	Name	-----Best Time / Qual Laps-----			Overall Best Time / Speed /	
				Session A	Session B	Total Qual Laps		
Qualifying Classification								
1	SBK	1	Michael DUNLOP	3:39.108	5	3:22.181	7	3:22.181 131.783 12
2	SBK	60	Peter HICKMAN	3:43.037	4	3:23.291	7	3:23.291 131.063 11
3	SBK	5	Bruce ANSTEY	3:44.006	6	3:24.608	8	3:24.608 130.220 14
4	SBK	4	Ian HUTCHINSON	-----		3:24.739	7	3:24.739 130.136 7
5	SBK	2	Dean HARRISON	3:42.684	7	3:25.078	8	3:25.078 129.921 15
6	SBK	10	Conor CUMMINS	-----		3:26.008	5	3:26.008 129.335 5
7	SBK	51	Derek SHEILS	3:40.354	4	3:27.585	7	3:27.585 128.352 11
8	SBK	7	Gary JOHNSON	-----		3:28.363	8	3:28.363 127.873 8
9	SBK	6	William DUNLOP	3:42.895	5	3:28.600	6	3:28.600 127.728 11
10	SBK	14	Dan KNEEN	3:45.311	4	3:28.646	6	3:28.646 127.699 10
11	SBK	19	Steve MERCER	3:47.034	9	3:29.725	5	3:29.725 127.042 14
12	SBK	36	Jamie COWARD	3:42.398	6	3:31.798	6	3:31.798 125.799 12
13	SBK	86	Derek McGEE	-----		3:32.597	5	3:32.597 125.326 5
14	SBK	22	Rob BARBER	3:53.080	7	3:33.476	8	3:33.476 124.810 15
15	SBK	111	Brian McCORMACK	3:53.744	6	3:33.927	5	3:33.927 124.547 11
16	SBK	20	Phillip CROWE	3:57.957	6	3:34.357	7	3:34.357 124.297 13
17	SBK	34	Daniel COOPER	-----		3:34.449	6	3:34.449 124.244 6
18	SBK	50	Daniel HEGARTY	4:25.955	0	3:35.906	7	3:35.906 123.405 7
19	SBK	56	David JACKSON	3:55.020	6	3:36.655	7	3:36.655 122.979 13
20	SBK	75	Mike BOOTH	3:58.901	7	3:36.975	8	3:36.975 122.797 15
21	SBK	61	John WALSH	3:56.011	3	3:37.128	6	3:37.128 122.711 9
22	SBK	71	Davy MORGAN	-----		3:37.264	6	3:37.264 122.634 6
23	SBK	23	Richard McLOUGHLIN	3:53.359	9	3:37.618	10	3:37.618 122.435 19
24	SBK	74	Dominic HERBERTSON	3:55.492	3	3:37.814	8	3:37.814 122.324 11
25	SBK	47	Alistair KIRK	4:01.530	3	3:37.969	8	3:37.969 122.237 11
26	SBK	17	Mark GOODINGS	3:54.466	8	3:38.603	8	3:38.603 121.883 16
27	SBK	32	Ryan KNEEN	4:10.463	5	3:38.713	5	3:38.713 121.822 10
28	SBK	38	Matthew REES	3:56.189	8	3:40.879	6	3:40.879 120.627 14
29	SBK	41	Paul JORDAN	-----		3:40.879	5	3:40.879 120.627 5
30	SBK	29	Mark PARRETT	4:05.842	3	3:41.055	7	3:41.055 120.531 10
31	SBK	35	Stephen McKNIGHT	4:00.833	6	3:42.623	6	3:42.623 119.682 12
32	SBK	102	Julien TONUITI	4:09.606	3	3:42.925	4	3:42.925 119.520 7
33	SBK	21	Alan CONNOR	3:59.734	6	3:43.130	7	3:43.130 119.410 13
34	SBK	84	Sam WEST	-----		3:43.798	4	3:43.798 119.054 4
35	SBK	62	Fabrice MIGUET	-----		3:44.331	7	3:44.331 118.771 7
36	SBK	16	Dave HEWSON	4:06.476	5	3:44.335	7	3:44.335 118.769 12
37	SBK	182	Xavier DENIS	-----		3:44.787	6	3:44.787 118.530 6
38	SBK	94	Gavin LUPTON	-----		3:46.738	2	3:46.738 117.510 2
39	SBK	64	Frank GALLAGHER	4:04.227	5	3:47.088	5	3:47.088 117.329 10
40	SBK	95	Ben REA	4:11.484	2	3:48.554	4	3:48.554 116.576 6
41	SBK	30	Paul CRANSTON	4:05.833	5	3:49.751	7	3:49.751 115.969 12
42	SBK	99	Adrian CLARK	4:10.541	4	3:50.832	2	3:50.832 115.426 6
43	SBK	24	Andrew SELLARS	4:13.128	4	3:51.829	7	3:51.829 114.929 11
44	SBK	44	Forest DUNN	4:07.771	4	3:53.825	2	3:53.825 113.948 6
45	SBK	25	Donald MacFADYEN	4:12.358	6	3:54.830	7	3:54.830 113.461 13
46	SBK	37	Paul DUCKETT	-----		3:55.982	5	3:55.982 112.907 5
47	SBK	28	Paul GARTLAND	4:19.086	2	4:00.073	1	4:00.073 110.983 3
Non Qualifiers								
	SBK	72	Gareth KEYS	9:39.366	0	4:27.164	0	

Provisional result to be confirmed by the Stewards of the Meeting subject to completion of technical inspections & the time limit for protests

Page 1 / 1

Circuit	Dundrod	Signed	Organising Club	Dundrod & District MCC
Length(miles)	7.4011 Lap 1 (7.2763)	 Chief Timekeeper		
Weather		Issued At:		
Track				



MCE INSURANCE ULSTER GRAND PRIX

SUPERBIKE

UGP Superpole


Saturday, 13 August 2016



Pos	Class	No	Name	Machine / Sponsor	----- Best Lap -----			On	Laps
					Time	Behind	Speed		
Qualifying Classification									
1	SBK	5	Bruce ANSTEY	Honda - Valvoline Racing by Padgetts	3:19.504		133.551	2	2
2	SBK	1	Michael DUNLOP	BMW - Hawk Racing	3:21.171	1.667	132.444	2	2
3	SBK	60	Peter HICKMAN	Kawasaki - GB Moto Racing	3:21.384	1.880	132.304	2	2
4	SBK	4	Ian HUTCHINSON	BMW - Tyco BMW Motorrad Racing	3:21.516	2.012	132.218	2	2
5	SBK	10	Conor CUMMINS	Honda - Honda Racing	3:22.851	3.347	131.347	2	2
6	SBK	2	Dean HARRISON	Kawasaki - Silicone Engineering	3:22.961	3.457	131.276	2	2
7	SBK	14	Dan KNEEN	Yamaha - Mar-Train Yamaha Racing	3:24.112	4.608	130.536	2	2
8	SBK	7	Gary JOHNSON	BMW - ECC/Burdens	3:24.231	4.727	130.460	2	2
9	SBK	51	Derek SHEILS	Suzuki - Cookstown BE Racing	3:25.313	5.809	129.772	2	2
10	SBK	6	William DUNLOP	Yamaha - IC / MMB Racing	3:25.395	5.891	129.721	2	2

Provisional result to be confirmed by the Stewards of the Meeting subject to completion of technical inspections & the time limit for protests

Page 1 / 1

Circuit	Dundrod	Signed		Organising Club	Dundrod & District MCC
Length(miles)	7.4011 Lap 1 (7.2763)	Chief Timekeeper		Qualifying Started	12:41
Weather	Sunny	Issued At:	12:54		
Track	Dry				





Qualifying Classification

Position

1 5 Bruce ANSTEY

SBK Behind

Best Time **3:19.504** Best Speed **133.551** On **2** Gp

Lap	Lap Time	Lap Speed	Sector 1	Sector 2	Sector 3	Speed Trap
1	5:47.505	75.379		1:11.857	1:20.950	172.6
2	3:19.504	133.551	52.584	1:08.623	1:18.297	194.6
<i>Ideal</i>	<i>3:19.504</i>	<i>133.551</i>	<i>52.584</i>	<i>1:08.623</i>	<i>1:18.297</i>	<i>194.6</i>

2 1 Michael DUNLOP

SBK Behind **1.667**

Best Time **3:21.171** Best Speed **132.444** On **2** Gp

Lap	Lap Time	Lap Speed	Sector 1	Sector 2	Sector 3	Speed Trap
1	6:34.117	66.464		1:13.549	1:23.926	173.5
2	3:21.171	132.444	52.878	1:09.225	1:19.068	191.8
<i>Ideal</i>	<i>3:21.171</i>	<i>132.444</i>	<i>52.878</i>	<i>1:09.225</i>	<i>1:19.068</i>	<i>191.8</i>

3 60 Peter HICKMAN

SBK Behind **1.880**

Best Time **3:21.384** Best Speed **132.304** On **2** Gp

Lap	Lap Time	Lap Speed	Sector 1	Sector 2	Sector 3	Speed Trap
1	6:17.873	69.321				0.0
2	3:21.384	132.304				0.0
<i>Ideal</i>	<i>0.000</i>	<i>0.000</i>				<i>0.0</i>

4 4 Ian HUTCHINSON

SBK Behind **2.012**

Best Time **3:21.516** Best Speed **132.218** On **2** Gp

Lap	Lap Time	Lap Speed	Sector 1	Sector 2	Sector 3	Speed Trap
1	5:25.173	80.556		1:11.272	1:20.717	176.7
2	3:21.516	132.218	52.950	1:09.948	1:18.618	194.6
<i>Ideal</i>	<i>3:21.516</i>	<i>132.218</i>	<i>52.950</i>	<i>1:09.948</i>	<i>1:18.618</i>	<i>194.6</i>

5 10 Conor CUMMINS

SBK Behind **3.347**

Best Time **3:22.851** Best Speed **131.347** On **2** Gp

Lap	Lap Time	Lap Speed	Sector 1	Sector 2	Sector 3	Speed Trap
1	4:49.766	90.399		1:12.336	1:21.591	168.3
2	3:22.851	131.347	53.976	1:09.928	1:18.947	183.5
<i>Ideal</i>	<i>3:22.851</i>	<i>131.347</i>	<i>53.976</i>	<i>1:09.928</i>	<i>1:18.947</i>	<i>183.5</i>

Qualifying Classification

Position

8 7 Gary JOHNSON

SBK Behind **4.727**

Best Time **3:24.231** Best Speed **130.460** On **2** Gp

Lap	Lap Time	Lap Speed	Sector 1	Sector 2	Sector 3	Speed Trap
1	4:08.003	105.622		1:10.882	1:21.815	174.4
2	3:24.231	130.460	53.883	1:10.233	1:20.115	188.6
<i>Ideal</i>	<i>3:24.231</i>	<i>130.460</i>	<i>53.883</i>	<i>1:10.233</i>	<i>1:20.115</i>	<i>188.6</i>

9 51 Derek SHEILS

SBK Behind **5.809**

Best Time **3:25.313** Best Speed **129.772** On **2** Gp

Lap	Lap Time	Lap Speed	Sector 1	Sector 2	Sector 3	Speed Trap
1	4:29.665	97.138		1:12.332	1:21.340	168.7
2	3:25.313	129.772	54.136	1:10.985	1:20.192	182.5
<i>Ideal</i>	<i>3:25.313</i>	<i>129.772</i>	<i>54.136</i>	<i>1:10.985</i>	<i>1:20.192</i>	<i>182.5</i>

10 6 William DUNLOP

SBK Behind **5.891**

Best Time **3:25.395** Best Speed **129.721** On **2** Gp

Lap	Lap Time	Lap Speed	Sector 1	Sector 2	Sector 3	Speed Trap
1	3:53.982	111.952		1:13.188	1:22.382	176.7
2	3:25.395	129.721	54.063	1:10.808	1:20.524	194.0
<i>Ideal</i>	<i>3:25.395</i>	<i>129.721</i>	<i>54.063</i>	<i>1:10.808</i>	<i>1:20.524</i>	<i>194.0</i>

MCE INSURANCE ULSTER GRAND PRIX

SUPERBIKE

UGP Superpole

SECTOR ANALYSIS

Perfect Lap (sum of best sectors) = 3:19.504



SECTOR 1

FINISH - TULLYRUSK

SECTOR 2

TULLYRUSK - JORDAN'S

SECTOR 3

JORDAN'S - FINISH

IDEAL / BEST

COMPARISON

Pos	No	Name	Time	No	Name	Time	No	Name	Time	Pos	No	Name	Ideal Time	Best Tim	Diff
1	5	Bruce ANSTEY	52.584	5	Bruce ANSTEY	1:08.623	5	Bruce ANSTEY	1:18.297	1	5	Bruce ANSTEY	3:19.504	3:19.504	0.000
2	1	Michael DUNLOP	52.878	1	Michael DUNLOP	1:09.225	4	Ian HUTCHINSON	1:18.618	2	1	Michael DUNLOP	3:21.171	3:21.171	0.000
3	4	Ian HUTCHINSON	52.950	10	Conor CUMMINS	1:09.928	10	Conor CUMMINS	1:18.947	3	60	Peter HICKMAN		3:21.384	
4	2	Dean HARRISON	53.346	4	Ian HUTCHINSON	1:09.948	1	Michael DUNLOP	1:19.068	4	4	Ian HUTCHINSON	3:21.516	3:21.516	0.000
5	7	Gary JOHNSON	53.883	14	Dan KNEEN	1:10.126	2	Dean HARRISON	1:19.406	5	10	Conor CUMMINS	3:22.851	3:22.851	0.000
6	14	Dan KNEEN	53.942	2	Dean HARRISON	1:10.209	14	Dan KNEEN	1:20.044	6	14	Dan KNEEN	3:24.112	3:24.112	0.000
7	10	Conor CUMMINS	53.976	7	Gary JOHNSON	1:10.233	7	Gary JOHNSON	1:20.115	7	7	Gary JOHNSON	3:24.231	3:24.231	0.000
8	6	William DUNLOP	54.063	6	William DUNLOP	1:10.808	51	Derek SHEILS	1:20.192	8	51	Derek SHEILS	3:25.313	3:25.313	0.000
9	51	Derek SHEILS	54.136	51	Derek SHEILS	1:10.985	6	William DUNLOP	1:20.524	9	6	William DUNLOP	3:25.395	3:25.395	0.000

MCE INSURANCE ULSTER GRAND PRIX

SUPERBIKE

UGP Superpole

Saturday, 13 August 2016



ON FLYING KILO

SPEED TRAP

Class	No/Name	Fastest	Lap 1	Lap 2	Lap 3	Lap 4	Lap 5	Lap 6	Lap 7	Lap 8	Lap 9	Lap 10	Lap 11	Lap 12
SBK	4 Ian HUTCHINSON	194.6	176.7	194.6										
SBK	5 Bruce ANSTEY	194.6	172.6	194.6										
SBK	6 William DUNLOP	194.0	176.7	194.0										
SBK	1 Michael DUNLOP	191.8	173.5	191.8										
SBK	7 Gary JOHNSON	188.6	174.4	188.6										
SBK	10 Conor CUMMINS	183.5	168.3	183.5										
SBK	51 Derek SHEILS	182.5	168.7	182.5										

MCE INSURANCE ULSTER GRAND PRIX

SUPERBIKE

Combined Qualifying with SUPERPOLE



-----Best Time / Qual Laps----- Best Time / Speed / -- Superpole Session --
 Session A Session B Total Qual Laps Time Speed

Qualifying Classification

Pos	Class	No	Name	Session A	Session B	Total Qual Laps	Time	Speed				
1	SBK	5	Bruce ANSTEY	3:44.006	6	3:24.608	8	3:19.504	133.551	14	3:19.504	133.551
2	SBK	1	Michael DUNLOP	3:39.108	5	3:22.181	7	3:21.171	132.444	12	3:21.171	132.444
3	SBK	60	Peter HICKMAN	3:43.037	4	3:23.291	7	3:21.384	132.304	11	3:21.384	132.304
4	SBK	4	Ian HUTCHINSON	-----		3:24.739	7	3:21.516	132.218	7	3:21.516	132.218
5	SBK	10	Conor CUMMINS	-----		3:26.008	5	3:22.851	131.347	5	3:22.851	131.347
6	SBK	2	Dean HARRISON	3:42.684	7	3:25.078	8	3:22.961	131.276	15	3:22.961	131.276
7	SBK	14	Dan KNEEN	3:45.311	4	3:28.646	6	3:24.112	130.536	10	3:24.112	130.536
8	SBK	7	Gary JOHNSON	-----		3:28.363	8	3:24.231	130.460	8	3:24.231	130.460
9	SBK	51	Derek SHEILS	3:40.354	4	3:27.585	7	3:25.313	129.772	11	3:25.313	129.772
10	SBK	6	William DUNLOP	3:42.895	5	3:28.600	6	3:25.395	129.721	11	3:25.395	129.721
11	SBK	19	Steve MERCER	3:47.034	9	3:29.725	5	3:29.725	127.042	14	-----	-----
12	SBK	36	Jamie COWARD	3:42.398	6	3:31.798	6	3:31.798	125.799	12	-----	-----
13	SBK	86	Derek McGEE	-----		3:32.597	5	3:32.597	125.326	5	-----	-----
14	SBK	22	Rob BARBER	3:53.080	7	3:33.476	8	3:33.476	124.810	15	-----	-----
15	SBK	111	Brian McCORMACK	3:53.744	6	3:33.927	5	3:33.927	124.547	11	-----	-----
16	SBK	20	Phillip CROWE	3:57.957	6	3:34.357	7	3:34.357	124.297	13	-----	-----
17	SBK	34	Daniel COOPER	-----		3:34.449	6	3:34.449	124.244	6	-----	-----
18	SBK	50	Daniel HEGARTY	4:25.955	0	3:35.906	7	3:35.906	123.405	7	-----	-----
19	SBK	56	David JACKSON	3:55.020	6	3:36.655	7	3:36.655	122.979	13	-----	-----
20	SBK	75	Mike BOOTH	3:58.901	7	3:36.975	8	3:36.975	122.797	15	-----	-----
21	SBK	61	John WALSH	3:56.011	3	3:37.128	6	3:37.128	122.711	9	-----	-----
22	SBK	71	Davy MORGAN	-----		3:37.264	6	3:37.264	122.634	6	-----	-----
23	SBK	23	Richard McLoughlin	3:53.359	9	3:37.618	10	3:37.618	122.435	19	-----	-----
24	SBK	74	Dominic HERBERTSON	3:55.492	3	3:37.814	8	3:37.814	122.324	11	-----	-----
25	SBK	47	Alistair KIRK	4:01.530	3	3:37.969	8	3:37.969	122.237	11	-----	-----
26	SBK	17	Mark GOODINGS	3:54.466	8	3:38.603	8	3:38.603	121.883	16	-----	-----
27	SBK	32	Ryan KNEEN	4:10.463	5	3:38.713	5	3:38.713	121.822	10	-----	-----
28	SBK	38	Matthew REES	3:56.189	8	3:40.879	6	3:40.879	120.627	14	-----	-----
29	SBK	41	Paul JORDAN	-----		3:40.879	5	3:40.879	120.627	5	-----	-----
30	SBK	29	Mark PARRETT	4:05.842	3	3:41.055	7	3:41.055	120.531	10	-----	-----
31	SBK	35	Stephen McKNIGHT	4:00.833	6	3:42.623	6	3:42.623	119.682	12	-----	-----
32	SBK	102	Julien TONUITTI	4:09.606	3	3:42.925	4	3:42.925	119.520	7	-----	-----
33	SBK	21	Alan CONNOR	3:59.734	6	3:43.130	7	3:43.130	119.410	13	-----	-----
34	SBK	84	Sam WEST	-----		3:43.798	4	3:43.798	119.054	4	-----	-----
35	SBK	62	Fabrice MIGUET	-----		3:44.331	7	3:44.331	118.771	7	-----	-----
36	SBK	16	Dave HEWSON	4:06.476	5	3:44.335	7	3:44.335	118.769	12	-----	-----
37	SBK	182	Xavier DENIS	-----		3:44.787	6	3:44.787	118.530	6	-----	-----
38	SBK	94	Gavin LUPTON	-----		3:46.738	2	3:46.738	117.510	2	-----	-----
39	SBK	64	Frank GALLAGHER	4:04.227	5	3:47.088	5	3:47.088	117.329	10	-----	-----
40	SBK	95	Ben REA	4:11.484	2	3:48.554	4	3:48.554	116.576	6	-----	-----
41	SBK	30	Paul CRANSTON	4:05.833	5	3:49.751	7	3:49.751	115.969	12	-----	-----
42	SBK	99	Adrian CLARK	4:10.541	4	3:50.832	2	3:50.832	115.426	6	-----	-----
43	SBK	24	Andrew SELLARS	4:13.128	4	3:51.829	7	3:51.829	114.929	11	-----	-----
44	SBK	44	Forest DUNN	4:07.771	4	3:53.825	2	3:53.825	113.948	6	-----	-----
45	SBK	25	Donald MacFADYEN	4:12.358	6	3:54.830	7	3:54.830	113.461	13	-----	-----
46	SBK	37	Paul DUCKETT	-----		3:55.982	5	3:55.982	112.907	5	-----	-----
47	SBK	28	Paul GARTLAND	4:19.086	2	4:00.073	1	4:00.073	110.983	3	-----	-----

Non Qualifiers

SBK	72	Gareth KEYS	9:39.366	0	4:27.164	0	0	-----	-----
-----	----	-------------	----------	---	----------	---	---	-------	-------

Provisional result to be confirmed by the Stewards of the Meeting subject to completion of technical inspections & the time limit for protests

Circuit	Dundrod	Signed		Organising Club	Dundrod & District MCC
Length(miles)	7.4011	Lap 1 (7.2763)	Chief Timekeeper		
Weather		Issued At:			
Track					



MCE INSURANCE ULSTER GRAND PRIX

SUPERBIKE

Dundrod 7.401 miles

Race 4 - James Jamieson Construction/McKinstry Skip Hire Superbike 13/08/2016 14:30

Race (7 Laps)

RACES 4 & 7 - SUPERBIKE
Page 1 of 2

													14
													13
													12
													11
													10
													9
													8
													7
													6
													5
													4
													3
													2
													1

POLE POSITION



Promoted by Dundrod and District Motorcycle Club Orbits

Provisional result to be confirmed by the Stewards of the Meeting subject to the completion of technical inspections and the time limit for protests.

MCUI (Ulster Centre) Timing @ www.elaps-timing.com

Printed: 13/08/2016 12:54:42



**Ride on
 Delta
 Seven**

MCE INSURANCE ULSTER GRAND PRIX

SUPERBIKE


Dundrod 7.401 miles

Race 4 - James Jamieson Construction/McKinstry Skip Hire Superbike 13/08/2016 14:30

Race (7 Laps)

RACES 4 & 7 - SUPERBIKE
Page 2 of 2

72	28	37	69	25	18
D	C	B	A	A	
44	24	99			17
C	B	A			
30	95	64	94	C	16
D	C	B	A		15



Promoted by Dundrod and District Motorcycle Club

Orbits

Provisional result to be confirmed by the Stewards of the Meeting subject to the completion of technical inspections and the time limit for protests.

MCUI (Ulster Centre) Timing @ www.elaps-timing.com



Ride on
Delta
Seven

MCE INSURANCE ULSTER GRAND PRIX

SUPERBIKE

Race 7 - Around A Pound Superbike

Saturday, 13 August 2016



Pos	Class	No	Name	Machine / Sponsor	Gp	Lap	Total Time	Behind	Speed	-----Best Lap-----		
										Time	Speed	On
1	SBK	4	Ian HUTCHINSON	BMW - Tyco BMW Motorrad Racing	a	6	20:04.228		132.379	3:18.704	134.089	6
2	SBK	5	Bruce ANSTEY	Honda - Valvoline Racing by Padgetts	a	6	20:05.028	0.800	132.291	3:18.964	133.913	6
3	SBK	1	Michael DUNLOP	BMW - Hawk Racing	a	6	20:05.517	1.289	132.237	3:18.866	133.979	6
4	SBK	10	Conor CUMMINS	Honda - Honda Racing	a	6	20:06.681	2.453	132.110	3:19.051	133.855	3
5	SBK	2	Dean HARRISON	Kawasaki - Silicone Engineering	a	6	20:11.118	6.890	131.626	3:19.729	133.401	3
6	SBK	14	Dan KNEEN	Yamaha - Mar-Train Yamaha Racing	a	6	20:16.356	12.128	131.059	3:19.770	133.373	3
7	SBK	60	Peter HICKMAN	Kawasaki - GB Moto Racing	a	6	20:24.217	19.989	130.218	3:21.848	132.000	2
8	SBK	7	Gary JOHNSON	BMW - ECC/Burdens	a	6	20:26.464	22.236	129.979	3:22.970	131.270	6
9	SBK	19	Steve MERCER	Kawasaki - Devitt RC Express Racing	a	6	20:27.002	22.774	129.922	3:22.721	131.432	3
10	SBK	51	Derek SHEILS	Suzuki - Cookstown BE Racing	a	6	20:27.270	23.042	129.894	3:23.223	131.107	3
11	SBK	86	Derek McGEE	BMW - NW Racing	a	6	20:55.114	50.886	127.012	3:27.101	128.652	2
12	SBK	36	Jamie COWARD	Kawasaki - Devitt RC Express Racing	a	6	20:55.185	50.957	127.005	3:27.741	128.256	4
13	SBK	50	Daniel HEGARTY	Kawasaki - RTR M/cycles / Top Gun	a	6	21:04.958	1:00.730	126.024	3:28.531	127.770	6
14	SBK	22	Rob BARBER	Yamaha - PRB Racing	a	6	21:05.299	1:01.071	125.990	3:28.370	127.869	6
15	SBK	84	Sam WEST	BMW - Ice Valley 4 Anjels Racing	b	6	21:17.973	1:13.745	124.740	3:30.460	126.599	4
16	SBK	38	Matthew REES	Kawasaki - Phil Morris Racing	b	6	21:18.569	1:14.341	124.682	3:31.451	126.005	4
17	SBK	17	Mark GOODINGS	Kawasaki - Team York Suzuki / PMH	b	6	21:18.787	1:14.559	124.661	3:30.357	126.661	4
18	SBK	111	Brian McCORMACK	Honda - TAG Racing	a	6	21:19.683	1:15.455	124.573	3:31.100	126.215	2
19	SBK	32	Ryan KNEEN	Kawasaki - Charmer Builders Ltd	b	5	17:56.439	1 Lap	123.342	3:31.538	125.954	5
20	SBK	16	Dave HEWSON	BMW - Obsession Engineering	b	5	17:57.832	1 Lap	123.183	3:32.296	125.504	5
21	SBK	71	Davy MORGAN	Kawasaki - Angry Bee	b	5	18:00.826	1 Lap	122.842	3:31.313	126.088	5
22	SBK	29	Mark PARRETT	BMW - C & C Ltd.	b	5	18:03.537	1 Lap	122.534	3:33.470	124.814	5
23	SBK	23	Richard McLoughlin	Kawasaki	b	5	18:11.275	1 Lap	121.666	3:35.160	123.833	5
24	SBK	64	Frank GALLAGHER	Kawasaki	c	5	18:11.638	1 Lap	121.625	3:35.703	123.522	4
25	SBK	21	Alan CONNOR	Suzuki - Connor Racing	b	5	18:14.285	1 Lap	121.331	3:36.808	122.892	4
26	SBK	62	Fabrice MIGUET	Kawasaki	b	5	18:15.698	1 Lap	121.174	3:35.161	123.833	3
27	SBK	95	Ben REA	BMW - VRS Racing	c	5	18:33.997	1 Lap	119.184	3:39.068	121.624	2
28	SBK	94	Gavin LUPTON	Honda - Top Gun Racing	c	5	18:39.539	1 Lap	118.594	3:41.121	120.495	4
29	SBK	44	Forest DUNN	Kawasaki - Forest Dunn Racing	c	5	18:39.905	1 Lap	118.555	3:41.607	120.231	5
30	SBK	37	Paul DUCKETT	Honda	c	5	19:32.295	1 Lap	113.257	3:53.310	114.200	2

Fastest Lap / New Lap Record 134.089 mph (Previously 133.977 mph)

SBK	4	Ian HUTCHINSON	BMW - Tyco BMW Motorrad Racing							3:18.704	134.089	6
-----	---	----------------	--------------------------------	--	--	--	--	--	--	----------	---------	---


Not Classified

DNF	SBK	74	Dominic HERBERTSON	BMW - WH Racing	b	5	17:46.113		124.537	3:31.756	125.824	4
DNF	SBK	6	William DUNLOP	Yamaha - IC / MMB Racing	a	5	17:48.513		124.257	3:22.019	131.888	3
DNF	SBK	65	Michael SWEENEY	BMW	c	3	11:29.475		115.280	3:38.949	121.690	2
DNF	SBK	25	Donald MacFADYEN	BMW - Safe Access/ORD Industrial	c	3	11:36.192		114.168	3:48.770	116.466	2
DNF	SBK	75	Mike BOOTH	Kawasaki - Danny Tomlinson Racing	b	1	3:35.967		121.290			

Red flag after leaders completed 6 laps - result declared

Provisional result to be confirmed by the Stewards of the Meeting subject to completion of technical inspections & the time limit for protests

Page 1 / 1

Circuit	Dundrod	Signed		Organising Club	Dundrod & District MCC
Length(miles)	7.4011	Lap 1 (7.2763)	Chief Timekeeper	Race Started	17:09
Weather	Cloudy	Issued At:	17:36	Gp Time Diff - b 34.47 / c 70.49	
Track	Dry				



MCE INSURANCE ULSTER GRAND PRIX

SUPERBIKE

Race 7 - Around A Pound Superbike

Saturday, 13 August 2016

DETAILED SECTOR ANALYSIS



Race Classification

Position

1 4 Ian HUTCHINSON

Total Time **20:04.228** Avg Speed **132.379** Behind

Best Time **3:18.704** Best Speed **134.089** On **6** Gp **a**

Lap	Lap Time	Lap Speed	Sector 1	Sector 2	Sector 3	Speed Trap
1	3:24.528	128.074		1:09.565	1:18.442	174.4
2	3:21.660	132.123	53.181	1:09.986	1:18.493	192.4
3	3:19.382	133.633	52.282	1:08.704	1:18.396	199.2
4	3:19.703	133.418	52.478	1:09.237	1:17.988	194.0
5	3:20.251	133.053	52.636	1:08.948	1:18.667	190.7
6	3:18.704	134.089	52.260	1:08.597	1:17.847	192.4
<i>Ideal</i>	<i>3:18.704</i>	<i>134.089</i>	<i>52.260</i>	<i>1:08.597</i>	<i>1:17.847</i>	<i>199.2</i>

2 5 Bruce ANSTEY

Total Time **20:05.028** Avg Speed **132.291** Behind **0.800**

Best Time **3:18.964** Best Speed **133.913** On **6** Gp **a**

Lap	Lap Time	Lap Speed	Sector 1	Sector 2	Sector 3	Speed Trap
1	3:26.434	126.891		1:09.591	1:19.198	171.8
2	3:19.678	133.435	52.171	1:09.034	1:18.473	197.5
3	3:19.408	133.615	52.150	1:08.730	1:18.528	198.0
4	3:20.374	132.971	52.855	1:09.095	1:18.424	195.2
5	3:20.170	133.107	52.468	1:08.740	1:18.962	195.2
6	3:18.964	133.913	52.139	1:08.536	1:18.289	196.9
<i>Ideal</i>	<i>3:18.964</i>	<i>133.913</i>	<i>52.139</i>	<i>1:08.536</i>	<i>1:18.289</i>	<i>198.0</i>

3 1 Michael DUNLOP

Total Time **20:05.517** Avg Speed **132.237** Behind **1.289**

Best Time **3:18.866** Best Speed **133.979** On **6** Gp **a**

Lap	Lap Time	Lap Speed	Sector 1	Sector 2	Sector 3	Speed Trap
1	3:25.090	127.723		1:09.561	1:18.270	174.0
2	3:20.586	132.831	52.897	1:09.601	1:18.088	193.5
3	3:20.357	132.982	53.172	1:08.930	1:18.255	189.1
4	3:20.261	133.046	52.548	1:09.130	1:18.583	195.7
5	3:20.357	132.982	52.374	1:08.709	1:19.274	192.9
6	3:18.866	133.979	52.165	1:08.304	1:18.397	194.6
<i>Ideal</i>	<i>3:18.557</i>	<i>134.188</i>	<i>52.165</i>	<i>1:08.304</i>	<i>1:18.088</i>	<i>195.7</i>

Race Classification

Position

4 10 Conor CUMMINS

Total Time **20:06.681** Avg Speed **132.110** Behind **2.453**

Best Time **3:19.051** Best Speed **133.855** On **3** Gp **a**

Lap	Lap Time	Lap Speed	Sector 1	Sector 2	Sector 3	Speed Trap
1	3:26.745	126.700		1:09.610	1:19.311	176.7
2	3:20.819	132.676	52.871	1:09.378	1:18.570	195.2
3	3:19.051	133.855	52.250	1:08.647	1:18.154	194.6
4	3:20.366	132.976	52.613	1:09.092	1:18.661	196.9
5	3:20.074	133.171	52.844	1:08.844	1:18.386	191.8
6	3:19.626	133.469	52.786	1:08.645	1:18.195	191.8
<i>Ideal</i>	<i>3:19.049</i>	<i>133.856</i>	<i>52.250</i>	<i>1:08.645</i>	<i>1:18.154</i>	<i>196.9</i>

5 2 Dean HARRISON

Total Time **20:11.118** Avg Speed **131.626** Behind **6.890**

Best Time **3:19.729** Best Speed **133.401** On **3** Gp **a**

Lap	Lap Time	Lap Speed	Sector 1	Sector 2	Sector 3	Speed Trap
1	3:25.721	127.331		1:09.994	1:18.974	175.8
2	3:20.901	132.622	52.673	1:09.741	1:18.487	194.6
3	3:19.729	133.401	52.477	1:09.121	1:18.131	198.0
4	3:21.574	132.180	52.396	1:09.281	1:19.897	198.0
5	3:21.007	132.552	52.878	1:09.621	1:18.508	195.7
6	3:22.186	131.779	53.021	1:09.733	1:19.432	191.3
<i>Ideal</i>	<i>3:19.648</i>	<i>133.455</i>	<i>52.396</i>	<i>1:09.121</i>	<i>1:18.131</i>	<i>198.0</i>

6 14 Dan KNEEN

Total Time **20:16.356** Avg Speed **131.059** Behind **12.128**

Best Time **3:19.770** Best Speed **133.373** On **3** Gp **a**

Lap	Lap Time	Lap Speed	Sector 1	Sector 2	Sector 3	Speed Trap
1	3:26.622	126.776		1:09.401	1:18.579	177.2
2	3:20.171	133.106	53.189	1:09.136	1:17.846	196.3
3	3:19.770	133.373	52.828	1:08.783	1:18.159	196.9
4	3:20.903	132.621	52.817	1:08.772	1:19.314	198.0
5	3:22.214	131.761	54.148	1:08.954	1:19.112	190.7
6	3:26.676	128.917	55.001	1:10.168	1:21.507	185.5
<i>Ideal</i>	<i>3:19.435</i>	<i>133.597</i>	<i>52.817</i>	<i>1:08.772</i>	<i>1:17.846</i>	<i>198.0</i>

MCE INSURANCE ULSTER GRAND PRIX

SUPERBIKE

Race 7 - Around A Pound Superbike

Saturday, 13 August 2016

DETAILED SECTOR ANALYSIS



Race Classification

Position

7 60 Peter HICKMAN

Total Time **20:24.217** Avg Speed **130.218** Behind **19.989**

Best Time **3:21.848** Best Speed **132.000** On **2** Gp **a**

Lap	Lap Time	Lap Speed	Sector 1	Sector 2	Sector 3	Speed Trap
1	3:26.323	126.960		1:09.557	1:19.404	174.0
2	3:21.848	132.000	53.174	1:09.164	1:19.510	192.9
3	3:21.848	132.000	53.228	1:09.140	1:19.480	190.2
4	3:24.658	130.188	54.027	1:10.009	1:20.622	186.0
5	3:24.651	130.192	54.179	1:10.178	1:20.294	183.5
6	3:24.889	130.041	54.028	1:10.231	1:20.630	184.5
<i>Ideal</i>	<i>3:21.718</i>	<i>132.085</i>	<i>53.174</i>	<i>1:09.140</i>	<i>1:19.404</i>	<i>192.9</i>

8 7 Gary JOHNSON

Total Time **20:26.464** Avg Speed **129.979** Behind **22.236**

Best Time **3:22.970** Best Speed **131.270** On **6** Gp **a**

Lap	Lap Time	Lap Speed	Sector 1	Sector 2	Sector 3	Speed Trap
1	3:28.063	125.898		1:10.066	1:19.689	180.5
2	3:23.447	130.963	53.029	1:09.820	1:20.598	194.6
3	3:23.304	131.055	52.933	1:10.149	1:20.222	191.8
4	3:25.130	129.888	53.466	1:10.408	1:21.256	188.6
5	3:23.550	130.896	53.277	1:09.985	1:20.288	189.7
6	3:22.970	131.270	53.294	1:09.723	1:19.953	191.8
<i>Ideal</i>	<i>3:22.345</i>	<i>131.676</i>	<i>52.933</i>	<i>1:09.723</i>	<i>1:19.689</i>	<i>194.6</i>

9 19 Steve MERCER

Total Time **20:27.002** Avg Speed **129.922** Behind **22.774**

Best Time **3:22.721** Best Speed **131.432** On **3** Gp **a**

Lap	Lap Time	Lap Speed	Sector 1	Sector 2	Sector 3	Speed Trap
1	3:29.732	124.896		1:10.564	1:19.945	174.4
2	3:24.359	130.378	53.608	1:10.964	1:19.787	190.2
3	3:22.721	131.432	53.323	1:09.962	1:19.436	190.2
4	3:23.281	131.070	53.365	1:10.322	1:19.594	189.7
5	3:23.720	130.787	53.930	1:10.389	1:19.401	180.0
6	3:23.189	131.129	53.546	1:09.907	1:19.736	190.2
<i>Ideal</i>	<i>3:22.631</i>	<i>131.490</i>	<i>53.323</i>	<i>1:09.907</i>	<i>1:19.401</i>	<i>190.2</i>

Race Classification

Position

10 51 Derek SHEILS

Total Time **20:27.270** Avg Speed **129.894** Behind **23.042**

Best Time **3:23.223** Best Speed **131.107** On **3** Gp **a**

Lap	Lap Time	Lap Speed	Sector 1	Sector 2	Sector 3	Speed Trap
1	3:28.639	125.550		1:10.235	1:19.513	175.3
2	3:23.705	130.797	53.542	1:10.407	1:19.756	187.6
3	3:23.223	131.107	53.973	1:10.088	1:19.162	185.5
4	3:24.135	130.521	53.513	1:09.918	1:20.704	187.6
5	3:24.020	130.595	54.083	1:10.149	1:19.788	183.5
6	3:23.548	130.898	53.984	1:10.044	1:19.520	186.5
<i>Ideal</i>	<i>3:22.593</i>	<i>131.515</i>	<i>53.513</i>	<i>1:09.918</i>	<i>1:19.162</i>	<i>187.6</i>

11 86 Derek McGEE

Total Time **20:55.114** Avg Speed **127.012** Behind **50.886**

Best Time **3:27.101** Best Speed **128.652** On **2** Gp **a**

Lap	Lap Time	Lap Speed	Sector 1	Sector 2	Sector 3	Speed Trap
1	3:33.689	122.583		1:11.519	1:21.812	171.8
2	3:27.101	128.652	53.886	1:11.345	1:21.870	190.2
3	3:28.456	127.816	54.267	1:11.873	1:22.316	190.7
4	3:28.251	127.942	54.223	1:11.888	1:22.140	189.1
5	3:29.155	127.389	54.121	1:12.574	1:22.460	189.1
6	3:28.462	127.812	54.523	1:12.021	1:21.918	188.1
<i>Ideal</i>	<i>3:27.043</i>	<i>128.688</i>	<i>53.886</i>	<i>1:11.345</i>	<i>1:21.812</i>	<i>190.7</i>

12 36 Jamie COWARD

Total Time **20:55.185** Avg Speed **127.005** Behind **50.957**

Best Time **3:27.741** Best Speed **128.256** On **4** Gp **a**

Lap	Lap Time	Lap Speed	Sector 1	Sector 2	Sector 3	Speed Trap
1	3:34.135	122.328		1:12.497	1:21.026	175.3
2	3:28.235	127.951	54.686	1:12.497	1:21.052	186.0
3	3:27.884	128.167	55.067	1:12.042	1:20.775	183.5
4	3:27.741	128.256	54.729	1:12.159	1:20.853	183.5
5	3:28.746	127.638	54.957	1:11.996	1:21.793	184.0
6	3:28.444	127.823	54.935	1:11.680	1:21.829	188.1
<i>Ideal</i>	<i>3:27.141</i>	<i>128.627</i>	<i>54.686</i>	<i>1:11.680</i>	<i>1:20.775</i>	<i>188.1</i>

MCE INSURANCE ULSTER GRAND PRIX

SUPERBIKE

Race 7 - Around A Pound Superbike

Saturday, 13 August 2016

DETAILED SECTOR ANALYSIS



Race Classification

Position

13 50 Daniel HEGARTY

Total Time **21:04.958** Avg Speed **126.024** Behind **1:00.730**

Best Time **3:28.531** Best Speed **127.770** On **6** Gp **a**

Lap	Lap Time	Lap Speed	Sector 1	Sector 2	Sector 3	Speed Trap
1	3:34.809	121.944		1:12.498	1:21.280	170.5
2	3:30.149	126.786	54.492	1:12.404	1:23.253	185.5
3	3:31.342	126.070	55.397	1:13.121	1:22.824	183.5
4	3:29.884	126.946	54.932	1:12.934	1:22.018	182.5
5	3:30.243	126.729	55.249	1:13.178	1:21.816	181.5
6	3:28.531	127.770	54.818	1:12.275	1:21.438	181.5
<i>Ideal</i>	<i>3:28.047</i>	<i>128.067</i>	<i>54.492</i>	<i>1:12.275</i>	<i>1:21.280</i>	<i>185.5</i>

14 22 Rob BARBER

Total Time **21:05.299** Avg Speed **125.990** Behind **1:01.071**

Best Time **3:28.370** Best Speed **127.869** On **6** Gp **a**

Lap	Lap Time	Lap Speed	Sector 1	Sector 2	Sector 3	Speed Trap
1	3:35.818	121.374		1:12.511	1:21.992	165.8
2	3:30.411	126.628	55.227	1:12.593	1:22.591	184.0
3	3:30.830	126.377	55.151	1:12.629	1:23.050	183.0
4	3:29.666	127.078	55.459	1:11.990	1:22.217	183.5
5	3:30.204	126.753	55.097	1:13.126	1:21.981	183.5
6	3:28.370	127.869	54.889	1:12.198	1:21.283	183.0
<i>Ideal</i>	<i>3:28.162</i>	<i>127.996</i>	<i>54.889</i>	<i>1:11.990</i>	<i>1:21.283</i>	<i>184.0</i>

15 84 Sam WEST

Total Time **21:17.973** Avg Speed **124.740** Behind **1:13.745**

Best Time **3:30.460** Best Speed **126.599** On **4** Gp **b**

Lap	Lap Time	Lap Speed	Sector 1	Sector 2	Sector 3	Speed Trap
1	3:40.369	118.867		1:14.073	1:23.115	160.3
2	3:31.245	126.128	55.245	1:13.027	1:22.973	187.6
3	3:31.109	126.209	55.184	1:12.755	1:23.170	186.0
4	3:30.460	126.599	54.631	1:12.262	1:23.567	186.5
5	3:32.446	125.415	55.042	1:12.686	1:24.718	182.0
6	3:32.344	125.475	55.409	1:13.145	1:23.790	187.0
<i>Ideal</i>	<i>3:29.866</i>	<i>126.957</i>	<i>54.631</i>	<i>1:12.262</i>	<i>1:22.973</i>	<i>187.6</i>

Race Classification

Position

16 38 Matthew REES

Total Time **21:18.569** Avg Speed **124.682** Behind **1:14.341**

Best Time **3:31.451** Best Speed **126.005** On **4** Gp **b**

Lap	Lap Time	Lap Speed	Sector 1	Sector 2	Sector 3	Speed Trap
1	3:36.942	120.745		1:13.518	1:22.923	164.6
2	3:33.222	124.959	56.216	1:13.170	1:23.836	176.3
3	3:33.304	124.911	56.269	1:13.351	1:23.684	178.6
4	3:31.451	126.005	55.700	1:13.135	1:22.616	179.5
5	3:32.145	125.593	55.918	1:13.242	1:22.985	178.1
6	3:31.505	125.973	55.468	1:12.497	1:23.540	179.1
<i>Ideal</i>	<i>3:30.581</i>	<i>126.526</i>	<i>55.468</i>	<i>1:12.497</i>	<i>1:22.616</i>	<i>179.5</i>

17 17 Mark GOODINGS

Total Time **21:18.787** Avg Speed **124.661** Behind **1:14.559**

Best Time **3:30.357** Best Speed **126.661** On **4** Gp **b**

Lap	Lap Time	Lap Speed	Sector 1	Sector 2	Sector 3	Speed Trap
1	3:37.789	120.275		1:13.818	1:22.795	168.3
2	3:32.772	125.223	56.008	1:12.993	1:23.771	178.6
3	3:31.432	126.017	55.420	1:13.346	1:22.666	187.0
4	3:30.357	126.661	54.947	1:12.465	1:22.945	185.0
5	3:33.508	124.791	55.523	1:13.069	1:24.916	183.5
6	3:32.929	125.131	56.214	1:12.704	1:24.011	187.0
<i>Ideal</i>	<i>3:30.078</i>	<i>126.829</i>	<i>54.947</i>	<i>1:12.465</i>	<i>1:22.666</i>	<i>187.0</i>

18 111 Brian McCORMACK

Total Time **21:19.683** Avg Speed **124.573** Behind **1:15.455**

Best Time **3:31.100** Best Speed **126.215** On **2** Gp **a**

Lap	Lap Time	Lap Speed	Sector 1	Sector 2	Sector 3	Speed Trap
1	3:33.017	122.970		1:11.843	1:21.334	179.1
2	3:31.100	126.215	55.640	1:12.787	1:22.673	182.0
3	3:32.847	125.179	55.740	1:13.628	1:23.479	182.5
4	3:32.401	125.442	55.977	1:13.080	1:23.344	181.0
5	3:34.371	124.289	56.558	1:14.172	1:23.641	178.6
6	3:35.947	123.382	56.708	1:15.016	1:24.223	177.7
<i>Ideal</i>	<i>3:28.817</i>	<i>127.595</i>	<i>55.640</i>	<i>1:11.843</i>	<i>1:21.334</i>	<i>182.5</i>

MCE INSURANCE ULSTER GRAND PRIX

SUPERBIKE

Race 7 - Around A Pound Superbike

Saturday, 13 August 2016

DETAILED SECTOR ANALYSIS



Race Classification

Position

19 32 Ryan KNEEN

Total Time **17:56.439** Avg Speed **123.342** Behind **1 Lap**

Best Time **3:31.538** Best Speed **125.954** On **5** Gp **b**

Lap	Lap Time	Lap Speed	Sector 1	Sector 2	Sector 3	Speed Trap
1	3:36.898	120.770		1:13.809	1:22.985	168.3
2	3:43.291	119.324	55.739	1:13.451	1:34.101	185.0
3	3:32.698	125.267	55.843	1:13.431	1:23.424	184.5
4	3:32.014	125.671	55.727	1:13.441	1:22.846	185.5
5	3:31.538	125.954	55.783	1:13.291	1:22.464	183.0
<i>Ideal</i>	<i>3:31.482</i>	<i>125.987</i>	<i>55.727</i>	<i>1:13.291</i>	<i>1:22.464</i>	<i>185.5</i>

Race Classification

Position

23 23 Richard McLOUGHLIN

Total Time **18:11.275** Avg Speed **121.666** Behind **1 Lap**

Best Time **3:35.160** Best Speed **123.833** On **5** Gp **b**

Lap	Lap Time	Lap Speed	Sector 1	Sector 2	Sector 3	Speed Trap
1	3:45.892	115.961		1:15.992	1:26.053	155.5
2	3:37.701	122.388	56.910	1:15.279	1:25.512	174.4
3	3:36.882	122.850	57.077	1:14.837	1:24.968	180.0
4	3:35.640	123.558	56.661	1:14.850	1:24.129	181.5
5	3:35.160	123.833	56.704	1:14.272	1:24.184	182.0
<i>Ideal</i>	<i>3:35.062</i>	<i>123.890</i>	<i>56.661</i>	<i>1:14.272</i>	<i>1:24.129</i>	<i>182.0</i>

20 16 Dave HEWSON

Total Time **17:57.832** Avg Speed **123.183** Behind **1 Lap**

Best Time **3:32.296** Best Speed **125.504** On **5** Gp **b**

Lap	Lap Time	Lap Speed	Sector 1	Sector 2	Sector 3	Speed Trap
1	3:40.993	118.532		1:14.703	1:24.579	160.7
2	3:34.757	124.066	56.221	1:13.865	1:24.671	180.0
3	3:35.681	123.534	56.700	1:14.611	1:24.370	177.7
4	3:34.105	124.443	56.587	1:14.000	1:23.518	177.2
5	3:32.296	125.504	55.624	1:13.462	1:23.210	181.5
<i>Ideal</i>	<i>3:32.296</i>	<i>125.504</i>	<i>55.624</i>	<i>1:13.462</i>	<i>1:23.210</i>	<i>181.5</i>

24 64 Frank GALLAGHER

Total Time **18:11.638** Avg Speed **121.625** Behind **1 Lap**

Best Time **3:35.703** Best Speed **123.522** On **4** Gp **c**

Lap	Lap Time	Lap Speed	Sector 1	Sector 2	Sector 3	Speed Trap
1	3:43.954	116.965		1:15.707	1:26.640	173.5
2	3:39.373	121.455	56.864	1:16.015	1:26.494	179.1
3	3:36.791	122.902	56.817	1:14.948	1:25.026	184.0
4	3:35.703	123.522	55.907	1:15.037	1:24.759	181.5
5	3:35.817	123.456	56.267	1:14.529	1:25.021	182.5
<i>Ideal</i>	<i>3:35.195</i>	<i>123.813</i>	<i>55.907</i>	<i>1:14.529</i>	<i>1:24.759</i>	<i>184.0</i>

21 71 Davy MORGAN

Total Time **18:00.826** Avg Speed **122.842** Behind **1 Lap**

Best Time **3:31.313** Best Speed **126.088** On **5** Gp **b**

Lap	Lap Time	Lap Speed	Sector 1	Sector 2	Sector 3	Speed Trap
1	3:43.626	117.136		1:15.991	1:25.318	156.6
2	3:38.747	121.803	56.719	1:15.617	1:26.411	179.5
3	3:33.972	124.521	56.812	1:13.807	1:23.353	181.5
4	3:33.168	124.990	55.806	1:14.060	1:23.302	182.0
5	3:31.313	126.088	55.376	1:13.298	1:22.639	180.0
<i>Ideal</i>	<i>3:31.313</i>	<i>126.088</i>	<i>55.376</i>	<i>1:13.298</i>	<i>1:22.639</i>	<i>182.0</i>

25 21 Alan CONNOR

Total Time **18:14.285** Avg Speed **121.331** Behind **1 Lap**

Best Time **3:36.808** Best Speed **122.892** On **4** Gp **b**

Lap	Lap Time	Lap Speed	Sector 1	Sector 2	Sector 3	Speed Trap
1	3:45.038	116.401		1:15.968	1:25.486	157.7
2	3:37.554	122.471	56.924	1:14.591	1:26.039	174.0
3	3:37.432	122.539	57.764	1:14.691	1:24.977	172.2
4	3:36.808	122.892	57.570	1:14.545	1:24.693	172.6
5	3:37.453	122.527	56.267	1:16.115	1:25.071	177.2
<i>Ideal</i>	<i>3:35.505</i>	<i>123.635</i>	<i>56.267</i>	<i>1:14.545</i>	<i>1:24.693</i>	<i>177.2</i>

22 29 Mark PARRETT

Total Time **18:03.537** Avg Speed **122.534** Behind **1 Lap**

Best Time **3:33.470** Best Speed **124.814** On **5** Gp **b**

Lap	Lap Time	Lap Speed	Sector 1	Sector 2	Sector 3	Speed Trap
1	3:45.265	116.284		1:15.508	1:25.586	155.5
2	3:35.685	123.532	56.046	1:14.325	1:25.314	183.0
3	3:34.462	124.236	56.094	1:14.295	1:24.073	183.5
4	3:34.655	124.125	57.121	1:13.853	1:23.681	181.5
5	3:33.470	124.814	55.887	1:13.757	1:23.826	183.5
<i>Ideal</i>	<i>3:33.325</i>	<i>124.898</i>	<i>55.887</i>	<i>1:13.757</i>	<i>1:23.681</i>	<i>183.5</i>

26 62 Fabrice MIGUET

Total Time **18:15.698** Avg Speed **121.174** Behind **1 Lap**

Best Time **3:35.161** Best Speed **123.833** On **3** Gp **b**

Lap	Lap Time	Lap Speed	Sector 1	Sector 2	Sector 3	Speed Trap
1	3:46.534	115.632		1:16.175	1:25.668	157.7
2	3:36.325	123.166	57.164	1:14.789	1:24.372	174.0
3	3:35.161	123.833	57.033	1:14.206	1:23.922	180.0
4	3:37.060	122.749	56.929	1:14.891	1:25.240	185.0
5	3:40.618	120.770	57.484	1:16.512	1:26.622	182.5
<i>Ideal</i>	<i>3:35.057</i>	<i>123.893</i>	<i>56.929</i>	<i>1:14.206</i>	<i>1:23.922</i>	<i>185.0</i>



SUPERBIKE

Race 7 - Around A Pound Superbike

Saturday, 13 August 2016

DETAILED SECTOR ANALYSIS

Race Classification

Position

27 95 Ben REA

Total Time **18:33.997** Avg Speed **119.184** Behind **1 Lap**

Best Time **3:39.068** Best Speed **121.624** On **2** Gp **c**

Lap	Lap Time	Lap Speed	Sector 1	Sector 2	Sector 3	Speed Trap
1	3:43.634	117.132		1:16.476	1:26.567	171.8
2	3:39.068	121.624	56.691	1:16.354	1:26.023	180.5
3	3:40.764	120.690	57.145	1:16.485	1:27.134	180.5
4	3:44.951	118.443	58.139	1:17.345	1:29.467	176.3
5	3:45.580	118.113	58.385	1:18.473	1:28.722	176.3
<i>Ideal</i>	<i>3:39.068</i>	<i>121.624</i>	<i>56.691</i>	<i>1:16.354</i>	<i>1:26.023</i>	<i>180.5</i>

28 94 Gavin LUPTON

Total Time **18:39.539** Avg Speed **118.594** Behind **1 Lap**

Best Time **3:41.121** Best Speed **120.495** On **4** Gp **c**

Lap	Lap Time	Lap Speed	Sector 1	Sector 2	Sector 3	Speed Trap
1	3:48.700	114.537		1:16.973	1:29.513	153.0
2	3:46.471	117.648	59.253	1:19.507	1:27.711	162.2
3	3:41.598	120.236	57.471	1:16.815	1:27.312	173.5
4	3:41.121	120.495	57.878	1:16.547	1:26.696	177.2
5	3:41.649	120.208	58.115	1:16.511	1:27.023	169.2
<i>Ideal</i>	<i>3:40.678</i>	<i>120.737</i>	<i>57.471</i>	<i>1:16.511</i>	<i>1:26.696</i>	<i>177.2</i>

29 44 Forest DUNN

Total Time **18:39.905** Avg Speed **118.555** Behind **1 Lap**

Best Time **3:41.607** Best Speed **120.231** On **5** Gp **c**

Lap	Lap Time	Lap Speed	Sector 1	Sector 2	Sector 3	Speed Trap
1	3:48.817	114.479		1:17.034	1:29.423	167.9
2	3:44.747	118.551	58.731	1:18.878	1:27.138	168.3
3	3:43.060	119.448	58.266	1:17.409	1:27.385	177.7
4	3:41.674	120.194	58.236	1:16.860	1:26.578	174.4
5	3:41.607	120.231	58.127	1:16.296	1:27.184	174.4
<i>Ideal</i>	<i>3:41.001</i>	<i>120.560</i>	<i>58.127</i>	<i>1:16.296</i>	<i>1:26.578</i>	<i>177.7</i>

30 37 Paul DUCKETT

Total Time **19:32.295** Avg Speed **113.257** Behind **1 Lap**

Best Time **3:53.310** Best Speed **114.200** On **2** Gp **c**

Lap	Lap Time	Lap Speed	Sector 1	Sector 2	Sector 3	Speed Trap
1	3:54.852	111.537		1:19.965	1:29.954	160.3
2	3:53.310	114.200	1:01.935	1:21.023	1:30.352	164.6
3	3:54.158	113.786	1:01.310	1:21.310	1:31.538	164.6
4	3:55.087	113.337	1:02.589	1:21.605	1:30.893	162.6
5	3:54.888	113.433	1:01.648	1:22.448	1:30.792	164.6
<i>Ideal</i>	<i>3:51.229</i>	<i>115.228</i>	<i>1:01.310</i>	<i>1:19.965</i>	<i>1:29.954</i>	<i>164.6</i>

Not Classified

Position

DNF 74 Dominic HERBERTSON

Total Time **17:46.113** Avg Speed **124.537** Behind

Best Time **3:31.756** Best Speed **125.824** On **4** Gp **b**

Lap	Lap Time	Lap Speed	Sector 1	Sector 2	Sector 3	Speed Trap
1	3:37.122	120.645		1:13.398	1:22.839	162.2
2	3:32.718	125.255	55.732	1:13.424	1:23.562	174.4
3	3:31.787	125.805	55.924	1:13.204	1:22.659	181.0
4	3:31.756	125.824	56.275	1:13.266	1:22.215	174.4
5	3:32.730	125.248	55.275	1:12.657	1:24.798	186.0
<i>Ideal</i>	<i>3:30.147</i>	<i>126.787</i>	<i>55.275</i>	<i>1:12.657</i>	<i>1:22.215</i>	<i>186.0</i>

DNF 6 William DUNLOP

Total Time **17:48.513** Avg Speed **124.257** Behind

Best Time **3:22.019** Best Speed **131.888** On **3** Gp **a**

Lap	Lap Time	Lap Speed	Sector 1	Sector 2	Sector 3	Speed Trap
1	3:30.225	124.603		1:10.133	1:20.037	172.2
2	3:23.059	131.213	53.336	1:10.326	1:19.397	191.3
3	3:22.019	131.888	52.833	1:09.706	1:19.480	195.7
4	3:24.228	130.462	53.241	1:10.184	1:20.803	190.2
5	4:08.982	107.012	1:00.604	1:22.962	1:45.416	165.8
<i>Ideal</i>	<i>3:21.936</i>	<i>131.943</i>	<i>52.833</i>	<i>1:09.706</i>	<i>1:19.397</i>	<i>195.7</i>

DNF 65 Michael SWEENEY

Total Time **11:29.475** Avg Speed **115.280** Behind

Best Time **3:38.949** Best Speed **121.690** On **2** Gp **c**

Lap	Lap Time	Lap Speed	Sector 1	Sector 2	Sector 3	Speed Trap
1	4:03.178	107.718		1:21.834	1:29.244	130.7
2	3:38.949	121.690	56.662	1:16.239	1:26.048	183.0
3	3:47.348	117.195	57.352	1:17.286	1:32.710	176.7
<i>Ideal</i>	<i>3:38.949</i>	<i>121.690</i>	<i>56.662</i>	<i>1:16.239</i>	<i>1:26.048</i>	<i>183.0</i>

DNF 25 Donald MacFADYEN

Total Time **11:36.192** Avg Speed **114.168** Behind

Best Time **3:48.770** Best Speed **116.466** On **2** Gp **c**

Lap	Lap Time	Lap Speed	Sector 1	Sector 2	Sector 3	Speed Trap
1	3:48.473	114.651		1:17.669	1:29.376	166.2
2	3:48.770	116.466	58.926	1:19.620	1:30.224	174.9
3	3:58.949	111.505	59.233	1:21.341	1:38.375	165.4
<i>Ideal</i>	<i>3:45.971</i>	<i>117.909</i>	<i>58.926</i>	<i>1:17.669</i>	<i>1:29.376</i>	<i>174.9</i>

MCE INSURANCE ULSTER GRAND PRIX

SUPERBIKE

Race 7 - Around A Pound Superbike

Saturday, 13 August 2016

DETAILED SECTOR ANALYSIS



Not Classified

Position

DNF 75 Mike BOOTH

Total Time **3:35.967** Avg Speed **121.290** Behind

Best Time Best Speed On Gp **b**

Lap	Lap Time	Lap Speed	Sector 1	Sector 2	Sector 3	Speed Trap
1	3:35.967	121.290		1:13.497	1:22.879	168.3
<i>Ideal</i>	<i>0.000</i>	<i>0.000</i>		<i>1:13.497</i>	<i>1:22.879</i>	<i>168.3</i>

MCE INSURANCE ULSTER GRAND PRIX

SUPERBIKE

Race 7 - Around A Pound Superbike

LAP CHART



1					2					3				
No	Name	Gp	Time of Day	Lap Time	No	Name	Gp	Time of Day	Lap Time	No	Name	Gp	Time of Day	Lap Time
4	Ian HUTCHINSON	a	17:12:52.935	3:24.528	1	Michael DUNLOP	a	17:16:14.083	3:20.586	5	Bruce ANSTEY	a	17:19:33.927	3:19.408
1	Michael DUNLOP	a	17:12:53.497	3:25.090	5	Bruce ANSTEY	a	17:16:14.519	3:19.678	4	Ian HUTCHINSON	a	17:19:33.977	3:19.382
2	Dean HARRISON	a	17:12:54.128	3:25.721	4	Ian HUTCHINSON	a	17:16:14.595	3:21.660	1	Michael DUNLOP	a	17:19:34.440	3:20.357
60	Peter HICKMAN	a	17:12:54.730	3:26.323	2	Dean HARRISON	a	17:16:15.029	3:20.901	2	Dean HARRISON	a	17:19:34.758	3:19.729
5	Bruce ANSTEY	a	17:12:54.841	3:26.434	14	Dan KNEEN	a	17:16:15.200	3:20.171	14	Dan KNEEN	a	17:19:34.970	3:19.770
14	Dan KNEEN	a	17:12:55.029	3:26.622	10	Conor CUMMINS	a	17:16:15.971	3:20.819	10	Conor CUMMINS	a	17:19:35.022	3:19.051
10	Conor CUMMINS	a	17:12:55.152	3:26.745	60	Peter HICKMAN	a	17:16:16.578	3:21.848	60	Peter HICKMAN	a	17:19:38.426	3:21.848
7	Gary JOHNSON	a	17:12:56.470	3:28.063	7	Gary JOHNSON	a	17:16:19.917	3:23.447	7	Gary JOHNSON	a	17:19:43.221	3:23.304
51	Derek SHEILS	a	17:12:57.046	3:28.639	51	Derek SHEILS	a	17:16:20.751	3:23.705	6	William DUNLOP	a	17:19:43.710	3:22.019
19	Steve MERCER	a	17:12:58.139	3:29.732	6	William DUNLOP	a	17:16:21.691	3:23.059	51	Derek SHEILS	a	17:19:43.974	3:23.223
6	William DUNLOP	a	17:12:58.632	3:30.225	19	Steve MERCER	a	17:16:22.498	3:24.359	19	Steve MERCER	a	17:19:45.219	3:22.721
111	Brian McCORMACK	a	17:13:01.424	3:33.017	86	Derek McGEE	a	17:16:29.197	3:27.101	86	Derek McGEE	a	17:19:57.653	3:28.456
86	Derek McGEE	a	17:13:02.096	3:33.689	36	Jamie COWARD	a	17:16:30.777	3:28.235	36	Jamie COWARD	a	17:19:58.661	3:27.884
36	Jamie COWARD	a	17:13:02.542	3:34.135	111	Brian McCORMACK	a	17:16:32.524	3:31.100	50	Daniel HEGARTY	a	17:20:04.707	3:31.342
50	Daniel HEGARTY	a	17:13:03.216	3:34.809	50	Daniel HEGARTY	a	17:16:33.365	3:30.149	111	Brian McCORMACK	a	17:20:05.371	3:32.847
22	Rob BARBER	a	17:13:04.225	3:35.818	22	Rob BARBER	a	17:16:34.636	3:30.411	22	Rob BARBER	a	17:20:05.466	3:30.830
75	Mike BOOTH	b	17:13:04.374	3:35.967	74	Dominic HERBERTSON	b	17:16:38.247	3:32.718	74	Dominic HERBERTSON	b	17:20:10.034	3:31.787
32	Ryan KNEEN	b	17:13:05.305	3:36.898	38	Matthew REES	b	17:16:38.571	3:33.222	17	Mark GOODINGS	b	17:20:10.400	3:31.432
38	Matthew REES	b	17:13:05.349	3:36.942	17	Mark GOODINGS	b	17:16:38.968	3:32.772	84	Sam WEST	b	17:20:11.130	3:31.109
74	Dominic HERBERTSON	b	17:13:05.529	3:37.122	84	Sam WEST	b	17:16:40.021	3:31.245	38	Matthew REES	b	17:20:11.875	3:33.304
17	Mark GOODINGS	b	17:13:06.196	3:37.789	16	Dave HEWSON	b	17:16:44.157	3:34.757	16	Dave HEWSON	b	17:20:19.838	3:35.681
84	Sam WEST	b	17:13:08.776	3:40.369	32	Ryan KNEEN	b	17:16:48.596	3:43.291	32	Ryan KNEEN	b	17:20:21.294	3:32.698
16	Dave HEWSON	b	17:13:09.400	3:40.993	29	Mark PARRETT	b	17:16:49.357	3:35.685	29	Mark PARRETT	b	17:20:23.819	3:34.462
71	Davy MORGAN	b	17:13:12.033	3:43.626	71	Davy MORGAN	b	17:16:50.780	3:38.747	71	Davy MORGAN	b	17:20:24.752	3:33.972
95	Ben REA	c	17:13:12.041	3:43.634	21	Alan CONNOR	b	17:16:50.999	3:37.554	62	Fabrice MIGUET	b	17:20:26.427	3:35.161
64	Frank GALLAGHER	c	17:13:12.361	3:43.954	95	Ben REA	c	17:16:51.109	3:39.068	21	Alan CONNOR	b	17:20:28.431	3:37.432
21	Alan CONNOR	b	17:13:13.445	3:45.038	62	Fabrice MIGUET	b	17:16:51.266	3:36.325	64	Frank GALLAGHER	c	17:20:28.525	3:36.791
29	Mark PARRETT	b	17:13:13.672	3:45.265	64	Frank GALLAGHER	c	17:16:51.734	3:39.373	23	Richard McLOUGHLIN	b	17:20:28.882	3:36.882
23	Richard McLOUGHLIN	b	17:13:14.299	3:45.892	23	Richard McLOUGHLIN	b	17:16:52.000	3:37.701	95	Ben REA	c	17:20:31.873	3:40.764
62	Fabrice MIGUET	b	17:13:14.941	3:46.534	44	Forest DUNN	c	17:17:01.971	3:44.747	44	Forest DUNN	c	17:20:45.031	3:43.060
25	Donald MacFADYEN	c	17:13:16.880	3:48.473	94	Gavin LUPTON	c	17:17:03.578	3:46.471	94	Gavin LUPTON	c	17:20:45.176	3:41.598
94	Gavin LUPTON	c	17:13:17.107	3:48.700	25	Donald MacFADYEN	c	17:17:05.650	3:48.770	65	Michael SWEENEY	c	17:20:57.882	3:47.348
44	Forest DUNN	c	17:13:17.224	3:48.817	65	Michael SWEENEY	c	17:17:10.534	3:38.949	25	Donald MacFADYEN	c	17:21:04.599	3:58.949
37	Paul DUCKETT	c	17:13:23.259	3:54.852	37	Paul DUCKETT	c	17:17:16.569	3:53.310	37	Paul DUCKETT	c	17:21:10.727	3:54.158
65	Michael SWEENEY	c	17:13:31.585	4:03.178										

MCE INSURANCE ULSTER GRAND PRIX

SUPERBIKE

Race 7 - Around A Pound Superbike

LAP CHART



4

No	Name	Gp	Time of Day	Lap Time
4	Ian HUTCHINSON	a	17:22:53.680	3:19.703
5	Bruce ANSTEY	a	17:22:54.301	3:20.374
1	Michael DUNLOP	a	17:22:54.701	3:20.261
10	Conor CUMMINS	a	17:22:55.388	3:20.366
14	Dan KNEEN	a	17:22:55.873	3:20.903
2	Dean HARRISON	a	17:22:56.332	3:21.574
60	Peter HICKMAN	a	17:23:03.084	3:24.658
6	William DUNLOP	a	17:23:07.938	3:24.228
51	Derek SHEILS	a	17:23:08.109	3:24.135
7	Gary JOHNSON	a	17:23:08.351	3:25.130
19	Steve MERCER	a	17:23:08.500	3:23.281
86	Derek McGEE	a	17:23:25.904	3:28.251
36	Jamie COWARD	a	17:23:26.402	3:27.741
50	Daniel HEGARTY	a	17:23:34.591	3:29.884
22	Rob BARBER	a	17:23:35.132	3:29.666
111	Brian McCORMACK	a	17:23:37.772	3:32.401
17	Mark GOODINGS	b	17:23:40.757	3:30.357
84	Sam WEST	b	17:23:41.590	3:30.460
74	Dominic HERBERTSON	b	17:23:41.790	3:31.756
38	Matthew REES	b	17:23:43.326	3:31.451
32	Ryan KNEEN	b	17:23:53.308	3:32.014
16	Dave HEWSON	b	17:23:53.943	3:34.105
71	Davy MORGAN	b	17:23:57.920	3:33.168
29	Mark PARRETT	b	17:23:58.474	3:34.655
62	Fabrice MIGUET	b	17:24:03.487	3:37.060
64	Frank GALLAGHER	c	17:24:04.228	3:35.703
23	Richard McLOUGHLIN	b	17:24:04.522	3:35.640
21	Alan CONNOR	b	17:24:05.239	3:36.808
95	Ben REA	c	17:24:16.824	3:44.951
94	Gavin LUPTON	c	17:24:26.297	3:41.121
44	Forest DUNN	c	17:24:26.705	3:41.674
37	Paul DUCKETT	c	17:25:05.814	3:55.087

5

No	Name	Gp	Time of Day	Lap Time
4	Ian HUTCHINSON	a	17:26:13.931	3:20.251
5	Bruce ANSTEY	a	17:26:14.471	3:20.170
1	Michael DUNLOP	a	17:26:15.058	3:20.357
10	Conor CUMMINS	a	17:26:15.462	3:20.074
2	Dean HARRISON	a	17:26:17.339	3:21.007
14	Dan KNEEN	a	17:26:18.087	3:22.214
60	Peter HICKMAN	a	17:26:27.735	3:24.651
7	Gary JOHNSON	a	17:26:31.901	3:23.550
51	Derek SHEILS	a	17:26:32.129	3:24.020
19	Steve MERCER	a	17:26:32.220	3:23.720
86	Derek McGEE	a	17:26:55.059	3:29.155
36	Jamie COWARD	a	17:26:55.148	3:28.746
50	Daniel HEGARTY	a	17:27:04.834	3:30.243
22	Rob BARBER	a	17:27:05.336	3:30.204
111	Brian McCORMACK	a	17:27:12.143	3:34.371
84	Sam WEST	b	17:27:14.036	3:32.446
17	Mark GOODINGS	b	17:27:14.265	3:33.508
74	Dominic HERBERTSON	b	17:27:14.520	3:32.730
38	Matthew REES	b	17:27:15.471	3:32.145
6	William DUNLOP	a	17:27:16.920	4:08.982
32	Ryan KNEEN	b	17:27:24.846	3:31.538
16	Dave HEWSON	b	17:27:26.239	3:32.296
71	Davy MORGAN	b	17:27:29.233	3:31.313
29	Mark PARRETT	b	17:27:31.944	3:33.470
23	Richard McLOUGHLIN	b	17:27:39.682	3:35.160
64	Frank GALLAGHER	c	17:27:40.045	3:35.817
21	Alan CONNOR	b	17:27:42.692	3:37.453
62	Fabrice MIGUET	b	17:27:44.105	3:40.618
95	Ben REA	c	17:28:02.404	3:45.580
94	Gavin LUPTON	c	17:28:07.946	3:41.649
44	Forest DUNN	c	17:28:08.312	3:41.607
37	Paul DUCKETT	c	17:29:00.702	3:54.888

6

No	Name	Gp	Time of Day	Lap Time
4	Ian HUTCHINSON	a	17:29:32.635	3:18.704
5	Bruce ANSTEY	a	17:29:33.435	3:18.964
1	Michael DUNLOP	a	17:29:33.924	3:18.866
10	Conor CUMMINS	a	17:29:35.088	3:19.626
2	Dean HARRISON	a	17:29:39.525	3:22.186
14	Dan KNEEN	a	17:29:44.763	3:26.676
60	Peter HICKMAN	a	17:29:52.624	3:24.889
7	Gary JOHNSON	a	17:29:54.871	3:22.970
19	Steve MERCER	a	17:29:55.409	3:23.189
51	Derek SHEILS	a	17:29:55.677	3:23.548
86	Derek McGEE	a	17:30:23.521	3:28.462
36	Jamie COWARD	a	17:30:23.592	3:28.444
50	Daniel HEGARTY	a	17:30:33.365	3:28.531
22	Rob BARBER	a	17:30:33.706	3:28.370
84	Sam WEST	b	17:30:46.380	3:32.344
38	Matthew REES	b	17:30:46.976	3:31.505
17	Mark GOODINGS	b	17:30:47.194	3:32.929
111	Brian McCORMACK	a	17:30:48.090	3:35.947

MCE INSURANCE ULSTER GRAND PRIX

SUPERBIKE

Race 7 - Around A Pound Superbike

SECTOR ANALYSIS

Perfect Lap (sum of best sectors) = 3:18.289



SECTOR 1 FINISH - TULLYRUSK			SECTOR 2 TULLYRUSK - JORDAN'S		SECTOR 3 JORDAN'S - FINISH		IDEAL / BEST COMPARISON								
Pos	No	Name	Time	No	Name	Time	Pos	No	Name	Ideal Time	Best Tim	Diff			
1	5	Bruce ANSTEY	52.139	1	Michael DUNLOP	1:08.304	14	Dan KNEEN	1:17.846	1	4	Ian HUTCHINSON	3:18.704	3:18.704	0.000
2	1	Michael DUNLOP	52.165	5	Bruce ANSTEY	1:08.536	4	Ian HUTCHINSON	1:17.847	2	1	Michael DUNLOP	3:18.557	3:18.866	0.309
3	10	Conor CUMMINS	52.250	4	Ian HUTCHINSON	1:08.597	1	Michael DUNLOP	1:18.088	3	5	Bruce ANSTEY	3:18.964	3:18.964	0.000
4	4	Ian HUTCHINSON	52.260	10	Conor CUMMINS	1:08.645	2	Dean HARRISON	1:18.131	4	10	Conor CUMMINS	3:19.049	3:19.051	0.002
5	2	Dean HARRISON	52.396	14	Dan KNEEN	1:08.772	10	Conor CUMMINS	1:18.154	5	2	Dean HARRISON	3:19.648	3:19.729	0.081
6	14	Dan KNEEN	52.817	2	Dean HARRISON	1:09.121	5	Bruce ANSTEY	1:18.289	6	14	Dan KNEEN	3:19.435	3:19.770	0.335
7	6	William DUNLOP	52.833	60	Peter HICKMAN	1:09.140	51	Derek SHEILS	1:19.162	7	60	Peter HICKMAN	3:21.718	3:21.848	0.130
8	7	Gary JOHNSON	52.933	6	William DUNLOP	1:09.706	6	William DUNLOP	1:19.397	8	6	William DUNLOP	3:21.936	3:22.019	0.083
9	60	Peter HICKMAN	53.174	7	Gary JOHNSON	1:09.723	19	Steve MERCER	1:19.401	9	19	Steve MERCER	3:22.631	3:22.721	0.090
10	19	Steve MERCER	53.323	19	Steve MERCER	1:09.907	60	Peter HICKMAN	1:19.404	10	7	Gary JOHNSON	3:22.345	3:22.970	0.625
11	51	Derek SHEILS	53.513	51	Derek SHEILS	1:09.918	7	Gary JOHNSON	1:19.689	11	51	Derek SHEILS	3:22.593	3:23.223	0.630
12	86	Derek McGEE	53.886	86	Derek McGEE	1:11.345	36	Jamie COWARD	1:20.775	12	86	Derek McGEE	3:27.043	3:27.101	0.058
13	50	Daniel HEGARTY	54.492	36	Jamie COWARD	1:11.680	50	Daniel HEGARTY	1:21.280	13	36	Jamie COWARD	3:27.141	3:27.741	0.600
14	84	Sam WEST	54.631	111	Brian McCORMACK	1:11.843	22	Rob BARBER	1:21.283	14	22	Rob BARBER	3:28.162	3:28.370	0.208
15	36	Jamie COWARD	54.686	22	Rob BARBER	1:11.990	111	Brian McCORMACK	1:21.334	15	50	Daniel HEGARTY	3:28.047	3:28.531	0.484
16	22	Rob BARBER	54.889	84	Sam WEST	1:12.262	86	Derek McGEE	1:21.812	16	17	Mark GOODINGS	3:30.078	3:30.357	0.279
17	17	Mark GOODINGS	54.947	50	Daniel HEGARTY	1:12.275	74	Dominic HERBERTSON	1:22.215	17	84	Sam WEST	3:29.866	3:30.460	0.594
18	74	Dominic HERBERTSON	55.275	17	Mark GOODINGS	1:12.465	32	Ryan KNEEN	1:22.464	18	111	Brian McCORMACK	3:28.817	3:31.100	2.283
19	71	Davy MORGAN	55.376	38	Matthew REES	1:12.497	38	Matthew REES	1:22.616	19	71	Davy MORGAN	3:31.313	3:31.313	0.000
20	38	Matthew REES	55.468	74	Dominic HERBERTSON	1:12.657	71	Davy MORGAN	1:22.639	20	38	Matthew REES	3:30.581	3:31.451	0.870
21	16	Dave HEWSON	55.624	32	Ryan KNEEN	1:13.291	17	Mark GOODINGS	1:22.666	21	32	Ryan KNEEN	3:31.482	3:31.538	0.056
22	111	Brian McCORMACK	55.640	71	Davy MORGAN	1:13.298	75	Mike BOOTH	1:22.879	22	74	Dominic HERBERTSON	3:30.147	3:31.756	1.609
23	32	Ryan KNEEN	55.727	16	Dave HEWSON	1:13.462	84	Sam WEST	1:22.973	23	16	Dave HEWSON	3:32.296	3:32.296	0.000
24	29	Mark PARRETT	55.887	75	Mike BOOTH	1:13.497	16	Dave HEWSON	1:23.210	24	29	Mark PARRETT	3:33.325	3:33.470	0.145
25	64	Frank GALLAGHER	55.907	29	Mark PARRETT	1:13.757	29	Mark PARRETT	1:23.681	25	23	Richard McLOUGHLIN	3:35.062	3:35.160	0.098
26	21	Alan CONNOR	56.267	62	Fabrice MIGUET	1:14.206	62	Fabrice MIGUET	1:23.922	26	62	Fabrice MIGUET	3:35.057	3:35.161	0.104
27	23	Richard McLOUGHLIN	56.661	23	Richard McLOUGHLIN	1:14.272	23	Richard McLOUGHLIN	1:24.129	27	64	Frank GALLAGHER	3:35.195	3:35.703	0.508
28	65	Michael SWEENEY	56.662	64	Frank GALLAGHER	1:14.529	21	Alan CONNOR	1:24.693	28	21	Alan CONNOR	3:35.505	3:36.808	1.303
29	95	Ben REA	56.691	21	Alan CONNOR	1:14.545	64	Frank GALLAGHER	1:24.759	29	65	Michael SWEENEY	3:38.949	3:38.949	0.000
30	62	Fabrice MIGUET	56.929	65	Michael SWEENEY	1:16.239	95	Ben REA	1:26.023	30	95	Ben REA	3:39.068	3:39.068	0.000
31	94	Gavin LUPTON	57.471	44	Forest DUNN	1:16.296	65	Michael SWEENEY	1:26.048	31	94	Gavin LUPTON	3:40.678	3:41.121	0.443
32	44	Forest DUNN	58.127	95	Ben REA	1:16.354	44	Forest DUNN	1:26.578	32	44	Forest DUNN	3:41.001	3:41.607	0.606
33	25	Donald MacFADYEN	58.926	94	Gavin LUPTON	1:16.511	94	Gavin LUPTON	1:26.696	33	25	Donald MacFADYEN	3:45.971	3:48.770	2.799
34	37	Paul DUCKETT	1:01.310	25	Donald MacFADYEN	1:17.669	25	Donald MacFADYEN	1:29.376	34	37	Paul DUCKETT	3:51.229	3:53.310	2.081
				37	Paul DUCKETT	1:19.965	37	Paul DUCKETT	1:29.954						

MCE INSURANCE ULSTER GRAND PRIX



SUPERBIKE

Race 7 - Around A Pound Superbike

Saturday, 13 August 2016

SPEED TRAP ON FLYING KILO

Class	No/Nam	Fastest	Lap 1	Lap 2	Lap 3	Lap 4	Lap 5	Lap 6	Lap 7	Lap 8	Lap 9	Lap 10	Lap 11	Lap 12
SBK	4 Ian HUTCHINSON	199.2	174.4	192.4	199.2	194.0	190.7	192.4						
SBK	2 Dean HARRISON	198.0	175.8	194.6	198.0	198.0	195.7	191.3						
SBK	14 Dan KNEEN	198.0	177.2	196.3	196.9	198.0	190.7	185.5						
SBK	5 Bruce ANSTEY	198.0	171.8	197.5	198.0	195.2	195.2	196.9						
SBK	10 Conor CUMMINS	196.9	176.7	195.2	194.6	196.9	191.8	191.8						
SBK	1 Michael DUNLOP	195.7	174.0	193.5	189.1	195.7	192.9	194.6						
SBK	6 William DUNLOP	195.7	172.2	191.3	195.7	190.2	165.8							
SBK	7 Gary JOHNSON	194.6	180.5	194.6	191.8	188.6	189.7	191.8						
SBK	60 Peter HICKMAN	192.9	174.0	192.9	190.2	186.0	183.5	184.5						
SBK	86 Derek McGEE	190.7	171.8	190.2	190.7	189.1	189.1	188.1						
SBK	19 Steve MERCER	190.2	174.4	190.2	190.2	189.7	180.0	190.2						
SBK	36 Jamie COWARD	188.1	175.3	186.0	183.5	183.5	184.0	188.1						
SBK	51 Derek SHEILS	187.6	175.3	187.6	185.5	187.6	183.5	186.5						
SBK	84 Sam WEST	187.6	160.3	187.6	186.0	186.5	182.0	187.0						
SBK	17 Mark GOODINGS	187.0	168.3	178.6	187.0	185.0	183.5	187.0						
SBK	74 Dominic HERBERTSON	186.0	162.2	174.4	181.0	174.4	186.0							
SBK	50 Daniel HEGARTY	185.5	170.5	185.5	183.5	182.5	181.5	181.5						
SBK	32 Ryan KNEEN	185.5	168.3	185.0	184.5	185.5	183.0							
SBK	62 Fabrice MIGUET	185.0	157.7	174.0	180.0	185.0	182.5							
SBK	64 Frank GALLAGHER	184.0	173.5	179.1	184.0	181.5	182.5							
SBK	22 Rob BARBER	184.0	165.8	184.0	183.0	183.5	183.5	183.0						
SBK	29 Mark PARRETT	183.5	155.5	183.0	183.5	181.5	183.5							
SBK	65 Michael SWEENEY	183.0	130.7	183.0	176.7									
SBK	111 Brian McCORMACK	182.5	179.1	182.0	182.5	181.0	178.6	177.7						
SBK	23 Richard McLoughlin	182.0	155.5	174.4	180.0	181.5	182.0							
SBK	71 Davy MORGAN	182.0	156.6	179.5	181.5	182.0	180.0							
SBK	16 Dave HEWSON	181.5	160.7	180.0	177.7	177.2	181.5							
SBK	95 Ben REA	180.5	171.8	180.5	180.5	176.3	176.3							
SBK	38 Matthew REES	179.5	164.6	176.3	178.6	179.5	178.1	179.1						
SBK	44 Forest DUNN	177.7	167.9	168.3	177.7	174.4	174.4							
SBK	94 Gavin LUPTON	177.2	153.0	162.2	173.5	177.2	169.2							
SBK	21 Alan CONNOR	177.2	157.7	174.0	172.2	172.6	177.2							
SBK	25 Donald MacFadyen	174.9	166.2	174.9	165.4									
SBK	75 Mike BOOTH	168.3	168.3											
SBK	37 Paul DUCKETT	164.6	160.3	164.6	164.6	162.6	164.6							

