

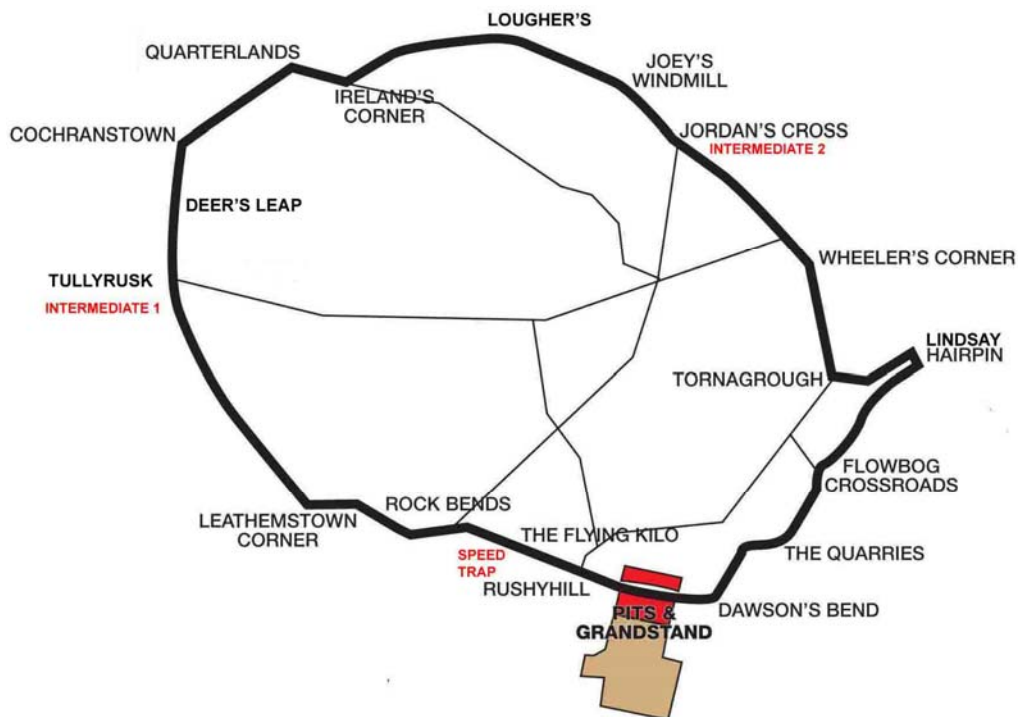


Wednesday 10<sup>th</sup> – Saturday 13<sup>th</sup> August 2016

promoted by  
Dundrod & District Motorcycle Club  
[www.ulstergrandprix.net](http://www.ulstergrandprix.net)



# Dundrod Circuit 7.4011 miles



## LAP RECORDS

Class	Name	Machine	m s	mph	Year
125cc	William Dunlop	Honda	3 55.017	113.370	2009
Moto 3 (250cc 4/s)	Christian Elkin	Honda	4 06.315	108.170	2015
250cc	Darran Lindsay	Honda	3 38.634	121.866	2006
400cc	Jason Griffiths	Yamaha	3 58.43	111.748	2003
Moto 450	Paul Owen	Yamaha	4 36.889	96.226	2011
Supertwin	Ivan Lintin	Kawasaki	3 44.398	118.735	2014
Supersport	Lee Johnston	Triumph	3 26.681	128.913	2015
Superstock	Lee Johnston	BMW	3 20.643	132.793	2015
Superbike	Bruce Anstey (NZ)	Suzuki	3 18.870	133.977	2010
Challenge Superbike	Peter Hickman	BMW	3 24.303	130.414	2014
National	Lee Johnston	Honda 600	3 36.269	123.198	2012

## MOST WINS at the ULSTER GP

Joey Dunlop	24	1979 - 99	(125 - 2, 250 - 7, 500 - 3, Superbike - 8, F1 - 4)
Ian Lougher	18	1998 - 13	(125 - 4, 250 - 3, Supersport - 3, Superstock - 2, Superbike - 6)
Phillip McCallen	14	1991 - 96	(250 - 6, 400 - 1, Supersport - 3, Superbike - 4)
Guy Martin	11	2006 - 13	(Supersport - 4, Superbike - 7)
Bruce Anstey (NZ)	11	2003 - 15	(Supersport - 3, Prod'n 600 - 1, Superstock - 2, Superbike - 5)
Brian Reid	9	1983 - 92	(250 - 4, 350 - 2, 400 - 1, F2 - 1, Supersport - 1)
Robert Dunlop	9	1990 - 03	(125 - 7, Superbike - 2)
Ryan Farquhar	9	2002 - 12	(400 - 1, Supertwin - 4, Supersport - 2, Superstock - 2)
Stanley Woods	7	1924 - 39	(350 - 1, 500 - 4, Over 600 - 2)
Mike Hailwood	7	1959 - 67	(125 - 1, 250 - 1, 350 - 1, 500 - 4)
Giacomo Agostini (I)	7	1967 - 70	(350 - 4, 500 - 3)
Ray McCullough	7	1971 - 82	(250 - 3, 350 - 4)
Bob Jackson	7	1993 - 97	(SSP - 1, Classic 250 - 3, Classic 500 - 3)
William Dunlop	7	2007 - 13	(125 - 2, 250 - 2, Supersport - 3)
John Surtees	6	1955 - 60	(250 - 1, 350 - 3, 500 - 2)
John Williams	6	1973 - 78	(250 - 1, 350 - 1, 500 - 3, Superbike - 1)
Bill Swallow	6	1994 - 00	(Classic 350 - 3, Classic 500 - 3)
Michael Dunlop	6	2011 - 13	(Supersport - 2, Superstock - 3, Superbike - 1)

## MOST WINS at the DUNDROD 150

Joey Dunlop	24	1976 - 94	(125 - 1, 250 - 5, 350 - 2, 500 - 3, Superbike - 13)
Bob Jackson	11	1981 - 98	(250 - 1, Supersport - 2, Superbike - 4, Classic - 4)
Ray McCullough	10	1965 - 82	(250 - 7, 350 - 3)

# Dundrod Circuit 7.4011 miles

## LAP & RACE RECORDS & BEST SECTORS ANALYSIS (RACE & QUALIFYING)

<b>SUPERTWIN</b>	<b>Name</b>	<b>Machine</b>	<b>Laps</b>	<b>m</b>	<b>s</b>	<b>mph</b>	<b>Session &amp; Year</b>
Lap Record	Ivan Lintin	Kawasaki	3	44.398		118.734	Dundrod 150 2014
Best Qualifying Lap	Ivan Lintin	Kawasaki	3	45.646		118.079	Thu Qualifying 2014
Best Sector 1	Glenn Irwin	Kawasaki	1	00.669		128.778	Thu Qualifying 2015
Best Sector 2	Ivan Lintin	Kawasaki	1	18.233		120.698	Thu Qualifying 2015
Best Sector 3	Glenn Irwin	Kawasaki	1	26.705		108.282	Thu Qualifying 2015
Ideal Lap (sum of best sectors)			3	45.607		118.099	
Difference (Best Lap – Ideal Lap)						-1.209	
Race Record	Lee Johnston	Kawasaki	5	18	54.260	117.055	Dundrod 150 2014

<b>SUPERSPORT</b>	<b>Name</b>	<b>Machine</b>	<b>Laps</b>	<b>m</b>	<b>s</b>	<b>mph</b>	<b>Session &amp; Year</b>
Lap Record	Lee Johnston	Triumph	3	26.681		128.913	Supersport-1 2015
Best Qualifying Lap	Lee Johnston	Triumph	3	29.174		127.377	Thu Qualifying 2015
Best Sector 1	Ian Hutchinson	Yamaha		54.648		142.966	Supersport-1 2015
Best Sector 2	Lee Johnston	Triumph	1	11.112		132.785	Supersport-1 2015
Best Sector 3	Lee Johnston	Triumph	1	20.360		116.827	Supersport-1 2015
Ideal Lap (sum of best sectors)			3	26.120		129.265	
Difference (Best Lap – Ideal Lap)						0.561	
Race Record	Lee Johnston	Triumph	6	20	52.997	127.227	Supersport-1 2015

<b>SUPERSTOCK</b>	<b>Name</b>	<b>Machine</b>	<b>Laps</b>	<b>m</b>	<b>s</b>	<b>mph</b>	<b>Session &amp; Year</b>
Lap Record	Lee Johnston	BMW	3	20.643		132.793	Superstock 2015
Best Qualifying Lap	Michael Dunlop	Kawasaki	3	21.812		132.024	Thu Qualifying 2012
Best Sector 1	Lee Johnston	BMW		52.307		149.365	Superstock 2015
Best Sector 2	Peter Hickman	BMW	1	09.090		136.671	Superstock 2015
Best Sector 3	Michael Dunlop	BMW	1	18.936		118.939	Superstock 2015
Ideal Lap (sum of best sectors)			3	20.333		132.999	
Difference (Best Lap – Ideal Lap)						0.310	
Race Record	Lee Johnston	BMW	6	20	14.991	131.206	Superstock 2015

<b>SUPERBIKE</b>	<b>Name</b>	<b>Machine</b>	<b>Laps</b>	<b>m</b>	<b>s</b>	<b>mph</b>	<b>Session &amp; Year</b>
Lap Record	Bruce Anstey	Suzuki	3	18.870		133.977	UGP Superbike-2 2010
Best Qualifying Lap	Bruce Anstey	Honda	3	20.083		133.165	Thu Qualifying 2014
Best Sector 1	Lee Johnston	BMW		52.098		149.964	UGP Superbike-1 2015
Best Sector 2	Lee Johnston	BMW	1	08.867		137.113	UGP Superbike-1 2015
Best Sector 3	Bruce Anstey	Honda	1	18.302		119.902	Dundrod 150 2015
Ideal Lap (sum of best sectors)			3	19.267		133.710	
Difference (Best Lap – Ideal Lap)						-0.397	
Race Record	Bruce Anstey	Suzuki	5	16	45.615	132.029	Superbike-2 2010

<b>Sector</b>	<b>Description</b>	<b>Distance</b>
Sector 1	Finish to Tullyrusk (top of Deer's Leap)	2.17023 miles
Sector 2	Tullyrusk to Jordan's Cross	2.62294 miles
Sector 3	Jordan's Cross to Finish	2.60793 miles

## FASTEST SPEED TRAP SPEEDS

<b>Name</b>	<b>Machine</b>	<b>mph</b>	<b>Session &amp; Year</b>
Cameron Donald	Suzuki	197	2010 UGP Superbike Race 2
Peter Hickman	BMW	196.9	2015 UGP Superbike Race 1
William Dunlop	BMW	196.9	2015 UGP Superbike Race 1
Ian Hutchinson	Kawasaki	196.3	2015 UGP Superbike Thu Qualifying
Bruce Anstey	Honda	196.3	2015 Dundrod 150 Superbike Race
Michael Dunlop	Honda	196	2012 Dundrod 150 Superbike Qualifying
Conor Cummins	Suzuki	196	2012 UGP Superbike Race 2
Guy Martin	Honda	195	2010 UGP Superbike Race 2

# Dundrod Circuit 7.4011 miles

## LAP & RACE RECORDS & BEST SECTORS ANALYSIS (RACE & QUALIFYING)

<b>ULTRA-L/WEIGHT</b>	<b>Name</b>	<b>Machine</b>	<b>Laps</b>	<b>m</b>	<b>s</b>	<b>mph</b>	<b>Session &amp; Year</b>
Lap Record 125cc	William Dunlop	Honda	3	55.017		113.370	2009
Lap Record Moto 3	Christian Elkin	Honda 250	4	06.315		108.170	UGP 2015
Best Qualifying Lap	Gary Dynes	Honda	3	58.15		111.879	1999
Best Sector 1	Christian Elkin	Honda 250	1	06.470		117.539	UGP 2015
Best Sector 2	Christian Elkin	Honda 250	1	24.546		111.686	UGP 2015
Best Sector 3	Christian Elkin	Honda 250	1	33.244		100.688	Thu Qualifying 2015
Ideal Lap (sum of best sectors) Moto 3			4	04.260		109.080	
Difference (Best Lap – Ideal Lap) Moto 3					2.055		
Race Record 125cc	Phelim Owens	Honda	7	27	57.75	111.166	1999
Race Record Moto 3	Christian Elkin	Honda	5	20	41.173	106.972	2015

<b>LIGHTWEIGHT</b>	<b>Name</b>	<b>Machine</b>	<b>Laps</b>	<b>m</b>	<b>s</b>	<b>mph</b>	<b>Session &amp; Year</b>
Lap Record 250cc	Darran Lindsay	Honda	3	38.634		121.866	2006
Lap Record 400cc	Jason Griffiths	Yamaha	3	58.43		111.748	2003
Lap Record 450cc	Paul Owen	Yamaha	4	36.889		96.226	2011
Best Qualifying Lap	William Dunlop	Honda 250	3	41.545		120.264	2009
Best Sector 1	Sam Wilson	Honda 250	1	01.479		127.081	UGP 2015
Best Sector 2	Sam Wilson	Honda 250	1	19.386		118.945	UGP 2015
Best Sector 3	Sam Wilson	Honda 250	1	28.802		105.725	Thu Qualifying 2015
Ideal Lap (sum of best sectors) 250cc			3	49.667		116.011	
Difference (Best Lap – Ideal Lap) 250cc					-11.033		
Race Record 250cc	Darran Lindsay	Honda	6	22	07.158	120.127	2006
Race Record 400cc	Iain Duffus	Kawasaki	5	20	08.25	109.898	2003
Race Record 450cc	Paul Owen	Yamaha	2	9	19.446	94.448	2011

<b>NATIONAL</b>	<b>Name</b>	<b>Machine</b>	<b>Laps</b>	<b>m</b>	<b>s</b>	<b>mph</b>	<b>Session &amp; Year</b>
Lap Record	Lee Johnston	Honda 600	3	36.269		123.198	Dundrod 150 2012
Best Qualifying Lap	Lee Johnston	Honda 600	3	39.290		121.501	Dundrod 150 2012
Best Sector 1							
Best Sector 2	no sector times recorded						
Best Sector 3							
Ideal Lap (sum of best sectors)							
Difference (Best Lap – Ideal Lap)							
Race Record	Lee Johnston	Honda 600	5	18	07.383	122.101	Dundrod 150 2012

<b>CHALLENGE</b>	<b>Name</b>	<b>Machine</b>	<b>Laps</b>	<b>m</b>	<b>s</b>	<b>mph</b>	<b>Session &amp; Year</b>
Lap Record	Peter Hickman	BMW	3	24.303		130.414	Dundrod 150 2014
Best Qualifying Lap	Dean Harrison	Kawasaki	3	31.040		126.251	Dundrod 150 2012
Best Sector 1							
Best Sector 2	no sector times recorded						
Best Sector 3							
Ideal Lap (sum of best sectors)							
Difference (Best Lap – Ideal Lap)							
Race Record	Peter Hickman	BMW	4	13	57.193	126.765	Dundrod 150 2012

<b>Sector</b>	<b>Description</b>	<b>Distance</b>
Sector 1	Finish to Tullyrusk (top of Deer's Leap)	2.17023 miles
Sector 2	Tullyrusk to Jordan's Cross	2.62294 miles
Sector 3	Jordan's Cross to Finish	2.60793 miles

**MCE INSURANCE ULSTER GRAND PRIX  
SUPERBIKE/SUPERSTOCK  
UGP First Qualifying - AMENDED  
Wednesday, 10 August 2016**



**UGP Superbike First Qualifying**

**Qualifying Time**

**4:20.878**


**Qualifying Speed**

**102.132**

Pos	Class	No	Name	Machine / Sponsor	Time	Best Lap		On	Total Laps	Qualifying Laps
						Behind	Speed			
<b>Qualifying Classification</b>										
1	SBK	1	Michael DUNLOP	BMW - Hawk Racing	3:39.108		121.602	6	7	5
2	SBK	51	Derek SHEILS	Suzuki - Cookstown BE Racing	3:40.354	1.246	120.914	5	5	4
3	SBK	36	Jamie COWARD	Kawasaki - Devitt RC Express Racing	3:42.398	3.290	119.803	7	7	6
4	SBK	2	Dean HARRISON	Kawasaki - Silicone Engineering	3:42.684	3.576	119.649	9	9	7
5	SBK	6	William DUNLOP	Yamaha - IC / MMB Racing	3:42.895	3.787	119.536	6	7	5
6	SBK	60	Peter HICKMAN	Kawasaki - GB Moto Racing	3:43.037	3.929	119.460	5	5	4
7	SBK	5	Bruce ANSTEY	Honda - Valvoline Racing by Padgetts	3:44.006	4.898	118.943	9	9	6
8	SBK	14	Dan KNEEN	Yamaha - Mar-Train Yamaha Racing	3:45.311	6.203	118.254	2	4	4
9	SBK	19	Steve MERCER	Kawasaki - Devitt RC Express Racing	3:47.034	7.926	117.357	10	10	9
10	SBK	22	Rob BARBER	Yamaha - PRB Racing	3:53.080	13.972	114.313	3	8	7
11	SBK	23	Richard McLOUGHLIN	Kawasaki	3:53.359	14.251	114.176	6	10	9
12	SBK	111	Brian McCORMACK	Honda - TAG Racing	3:53.744	14.636	113.988	3	7	6
13	SBK	17	Mark GOODINGS	Kawasaki - Team York Suzuki / PMH	3:54.466	15.358	113.637	6	9	8
14	SBK	56	David JACKSON	BMW	3:55.020	15.912	113.369	7	8	6
15	SBK	74	Dominic HERBERTSON	Honda	3:55.492	16.384	113.142	3	6	3
16	SBK	61	John WALSH	BMW - Nolan Racing	3:56.011	16.903	112.893	4	5	3
17	SBK	38	Matthew REES	Kawasaki - Phil Morris Racing	3:56.189	17.081	112.808	6	8	8
18	SBK	20	Phillip CROWE	BMW - Handtrans/Sheffpack	3:57.957	18.849	111.970	5	8	6
19	SBK	75	Mike BOOTH	Kawasaki - Danny Tomlinson Racing	3:58.901	19.793	111.527	8	9	7
20	SBK	21	Alan CONNOR	Suzuki - Connor Racing	3:59.734	20.626	111.140	8	8	6
21	SBK	35	Stephen McKNIGHT	Honda - McKnight Racing	4:00.833	21.725	110.633	7	8	6
22	SBK	47	Alistair KIRK	Kawasaki - AKR / McCurry Motorsport	4:01.530	22.422	110.313	3	6	3
23	SBK	64	Frank GALLAGHER	Kawasaki	4:04.227	25.119	109.095	5	7	5
24	SBK	30	Paul CRANSTON	Suzuki - P & J Fuel Haulage	4:05.833	26.725	108.382	3	6	5
25	SBK	29	Mark PARRETT	BMW - C & C Ltd.	4:05.842	26.734	108.378	2	5	3
26	SBK	16	Dave HEWSON	BMW - Obsession Engineering	4:06.476	27.368	108.100	6	7	5
27	SBK	44	Forest DUNN	Kawasaki - Forest Dunn Racing	4:07.771	28.663	107.535	5	6	4
28	SBK	102	Julien TONUITTI	Yamaha - Optimark Road Racing	4:09.606	30.498	106.744	3	4	3
29	SBK	32	Ryan KNEEN	Kawasaki - Charmer Builders Ltd	4:10.463	31.355	106.379	5	6	5
30	SBK	99	Adrian CLARK	Kawasaki - Safe Access	4:10.541	31.433	106.346	3	5	4
31	SBK	95	Ben REA	BMW - VRS Racing	4:11.484	32.376	105.947	3	5	2
32	SBK	25	Donald MacFADYEN	BMW - Safe Access/ORD Industrial	4:12.358	33.250	105.580	6	7	6
33	SBK	24	Andrew SELLARS	BMW	4:13.128	34.020	105.259	2	7	4
34	SBK	28	Paul GARTLAND	Kawasaki - North West Gas / Rod Lee	4:19.086	39.978	102.838	3	5	2
<b>Non Qualifiers</b>										
	SBK	50	Daniel HEGARTY	Kawasaki - RTR M/cycles / Top Gun	4:25.955	46.725	100.182	2	2	0
	SBK	72	Gareth KEYS	Kawasaki - Neil Irwin / Keys Racing	9:39.366	6:00.136	45.988	1	1	0

Provisional result to be confirmed by the Stewards of the Meeting subject to completion of technical inspections & the time limit for protests

Page 1 / 2

Circuit	<b>Dundrod</b>	Signed	Organising Club	<b>Dundrod &amp; District MCC</b>
Length(miles)	<b>7.4011</b> <b>Lap 1 (7.2763)</b>	 Chief Timekeeper	Qualifying Started	<b>19:10</b>
Weather	<b>Cloudy</b>	Issued At:	09:54	
Track	<b>Damp</b>			



# MCE INSURANCE ULSTER GRAND PRIX

**SUPERBIKE/SUPERSTOCK**  
**UGP First Qualifying - AMENDED**  
**Wednesday, 10 August 2016**



## DETAILED SECTOR ANALYSIS

### SUPERBIKE

#### Qualifying Classification

Position

**1** **1 Michael DUNLOP**

SBK Behind

Best Time **3:39.108** Best Speed **121.602** On **6** Gp

Lap	Lap Time	Lap Speed	Sector 1	Sector 2	Sector 3	Speed Trap
1	6:20.378	68.865		1:20.860	1:31.588	143.6
2	3:42.772	119.602	57.515	1:17.085	1:28.172	188.1
3	3:54.275	113.729	59.684	1:18.601	1:35.990	187.6
4	8:09.984	54.377		1:19.032	1:30.791	165.4
5	3:54.217	113.758	58.229	1:18.881	1:37.107	184.5
6	<b>3:39.108</b>	<b>121.602</b>	<b>56.730</b>	<b>1:15.405</b>	<b>1:26.973</b>	<b>191.3</b>
7	4:08.475	107.230	1:00.674	1:25.618	1:42.183	186.0
<i>Ideal</i>	<i>3:39.108</i>	<i>121.602</i>	<i>56.730</i>	<i>1:15.405</i>	<i>1:26.973</i>	<i>191.3</i>

**2** **51 Derek SHEILS**

SBK Behind **1.246**

Best Time **3:40.354** Best Speed **120.914** On **5** Gp

Lap	Lap Time	Lap Speed	Sector 1	Sector 2	Sector 3	Speed Trap
1	28:20.314	15.406		1:20.234	1:33.077	162.2
2	3:48.526	116.590	59.292	1:19.167	1:30.067	<b>181.5</b>
3	3:43.455	119.236	58.104	1:17.068	1:28.283	180.0
4	3:42.323	119.843	58.292	1:16.723	1:27.308	180.0
5	<b>3:40.354</b>	<b>120.914</b>	<b>57.479</b>	<b>1:15.803</b>	<b>1:27.072</b>	181.0
<i>Ideal</i>	<i>3:40.354</i>	<i>120.914</i>	<i>57.479</i>	<i>1:15.803</i>	<i>1:27.072</i>	<i>181.5</i>

**3** **36 Jamie COWARD**

STK Behind **3.290**

Best Time **3:42.398** Best Speed **119.803** On **7** Gp

Lap	Lap Time	Lap Speed	Sector 1	Sector 2	Sector 3	Speed Trap
1	4:06.493	106.269		1:23.129	1:31.238	159.2
2	3:47.188	117.277	59.287	1:19.011	1:28.890	180.5
3	3:46.804	117.476	58.912	1:18.693	1:29.199	180.0
4	3:56.454	112.681	59.081	1:19.873	1:37.500	181.0
5	17:52.200	24.850		1:22.187	1:30.553	153.0
6	3:45.021	118.407	58.600	1:19.112	1:27.309	181.0
7	<b>3:42.398</b>	<b>119.803</b>	<b>58.025</b>	<b>1:17.465</b>	<b>1:26.908</b>	<b>181.5</b>
<i>Ideal</i>	<i>3:42.398</i>	<i>119.803</i>	<i>58.025</i>	<i>1:17.465</i>	<i>1:26.908</i>	<i>181.5</i>

#### Qualifying Classification

Position

**4** **2 Dean HARRISON**

STK Behind **3.576**

Best Time **3:42.684** Best Speed **119.649** On **9** Gp

Lap	Lap Time	Lap Speed	Sector 1	Sector 2	Sector 3	Speed Trap
1	6:10.423	70.716		1:21.867	1:32.462	122.2
2	3:48.556	116.575	59.140	1:18.765	1:30.651	180.0
3	3:50.946	115.369	1:01.211	1:18.904	1:30.831	174.4
4	3:51.135	115.274	59.401	1:17.945	1:33.789	183.0
5	3:46.725	117.517	59.085	1:17.363	1:30.277	178.6
6	3:52.379	114.657	59.623	1:18.200	1:34.556	182.0
7	7:27.990	59.474		1:19.989	1:29.902	164.6
8	3:42.943	119.510	58.409	<b>1:16.221</b>	1:28.313	183.0
9	<b>3:42.684</b>	<b>119.649</b>	<b>58.207</b>	1:16.467	<b>1:28.010</b>	<b>184.5</b>
<i>Ideal</i>	<i>3:42.438</i>	<i>119.782</i>	<i>58.207</i>	<i>1:16.221</i>	<i>1:28.010</i>	<i>184.5</i>

**5** **6 William DUNLOP**

SBK Behind **3.787**

Best Time **3:42.895** Best Speed **119.536** On **6** Gp

Lap	Lap Time	Lap Speed	Sector 1	Sector 2	Sector 3	Speed Trap
1	4:21.216	100.280		1:22.320	1:32.980	168.3
2	3:48.972	116.363	58.698	1:19.858	1:30.416	187.6
3	3:45.850	117.972	58.018	1:18.264	1:29.568	<b>190.7</b>
4	4:20.007	102.474	1:04.532	1:29.547	1:45.928	162.2
5	9:40.767	45.877		1:25.722	1:34.758	165.4
6	<b>3:42.895</b>	<b>119.536</b>	<b>57.969</b>	<b>1:16.941</b>	<b>1:27.985</b>	183.5
7	4:12.547	105.501	58.229	1:25.577	1:48.741	182.5
<i>Ideal</i>	<i>3:42.895</i>	<i>119.536</i>	<i>57.969</i>	<i>1:16.941</i>	<i>1:27.985</i>	<i>190.7</i>

**6** **60 Peter HICKMAN**

SBK Behind **3.929**

Best Time **3:43.037** Best Speed **119.460** On **5** Gp

Lap	Lap Time	Lap Speed	Sector 1	Sector 2	Sector 3	Speed Trap
1	25:52.802	16.869		1:21.701	1:31.718	160.7
2	3:46.056	117.864	59.143	1:17.731	1:29.182	184.5
3	3:58.121	111.893	58.355	1:25.718	1:34.048	<b>188.1</b>
4	3:52.739	114.480	1:00.639	1:20.587	1:31.513	175.3
5	<b>3:43.037</b>	<b>119.460</b>	<b>57.918</b>	<b>1:16.892</b>	<b>1:28.227</b>	186.0
<i>Ideal</i>	<i>3:43.037</i>	<i>119.460</i>	<i>57.918</i>	<i>1:16.892</i>	<i>1:28.227</i>	<i>188.1</i>



# MCE INSURANCE ULSTER GRAND PRIX

**SUPERBIKE/SUPERSTOCK**  
**UGP First Qualifying - AMENDED**  
**Wednesday, 10 August 2016**



## DETAILED SECTOR ANALYSIS

### SUPERBIKE

#### Qualifying Classification

Position

**7** **5 Bruce ANSTEY**

SBK Behind **4.898**

Best Time **3:44.006** Best Speed **118.943** On **9** Gp

Lap	Lap Time	Lap Speed	Sector 1	Sector 2	Sector 3	Speed Trap
1	6:53.187	63.397		1:23.347	1:30.994	145.1
2	3:46.972	117.389	58.382	1:19.216	1:29.374	178.6
3	3:47.199	117.271	58.267	1:20.052	1:28.880	182.0
4	3:51.731	114.978	57.897	1:19.151	1:34.683	182.0
5	7:35.665	58.473		1:19.655	1:28.837	151.0
6	3:44.429	118.719	<b>57.406</b>	1:17.967	1:29.056	187.6
7	3:59.559	111.221	58.408	1:23.109	1:38.042	<b>188.1</b>
8	5:12.757	85.191	2:25.057	1:19.105	1:28.595	168.7
9	<b>3:44.006</b>	<b>118.943</b>	57.789	<b>1:17.809</b>	<b>1:28.408</b>	185.5
<i>Ideal</i>	<i>3:43.623</i>	<i>119.147</i>	<i>57.406</i>	<i>1:17.809</i>	<i>1:28.408</i>	<i>188.1</i>

**8** **14 Dan KNEEN**

SBK Behind **6.203**

Best Time **3:45.311** Best Speed **118.254** On **2** Gp

Lap	Lap Time	Lap Speed	Sector 1	Sector 2	Sector 3	Speed Trap
1	4:02.771	107.899		1:19.740	1:32.612	167.9
2	<b>3:45.311</b>	<b>118.254</b>	59.221	<b>1:17.775</b>	<b>1:28.315</b>	<b>181.0</b>
3	3:45.432	118.191	<b>58.817</b>	1:17.941	1:28.674	<b>181.0</b>
4	4:08.656	107.152	1:01.046	1:22.560	1:45.050	165.4
<i>Ideal</i>	<i>3:44.907</i>	<i>118.467</i>	<i>58.817</i>	<i>1:17.775</i>	<i>1:28.315</i>	<i>181.0</i>

**9** **19 Steve MERCER**

STK Behind **7.926**

Best Time **3:47.034** Best Speed **117.357** On **10** Gp

Lap	Lap Time	Lap Speed	Sector 1	Sector 2	Sector 3	Speed Trap
1	4:11.258	104.254		1:23.206	1:36.216	159.2
2	3:53.071	114.317	59.745	1:20.789	1:32.537	184.0
3	3:48.993	116.353	59.115	1:19.381	1:30.497	<b>184.5</b>
4	3:49.418	116.137	59.168	1:18.864	1:31.386	182.5
5	3:47.358	117.189	58.721	1:18.542	1:30.095	180.5
6	3:48.618	116.544	58.700	1:19.404	1:30.514	183.5
7	3:48.307	116.702	<b>58.447</b>	1:18.799	1:31.061	<b>184.5</b>
8	3:59.513	111.242	59.621	1:21.297	1:38.595	178.6
9	7:09.523	62.032		1:20.091	1:31.840	159.2
10	<b>3:47.034</b>	<b>117.357</b>	58.688	<b>1:18.438</b>	<b>1:29.908</b>	184.0
<i>Ideal</i>	<i>3:46.793</i>	<i>117.481</i>	<i>58.447</i>	<i>1:18.438</i>	<i>1:29.908</i>	<i>184.5</i>

#### Qualifying Classification

Position

**10** **22 Rob BARBER**

STK Behind **13.972**

Best Time **3:53.080** Best Speed **114.313** On **3** Gp

Lap	Lap Time	Lap Speed	Sector 1	Sector 2	Sector 3	Speed Trap
1	4:50.910	90.044		1:27.915	1:39.641	154.8
2	4:03.793	109.289	1:04.932	1:24.733	1:34.128	171.3
3	<b>3:53.080</b>	<b>114.313</b>	1:00.547	<b>1:21.016</b>	<b>1:31.517</b>	174.9
4	3:59.325	111.330	1:01.320	1:23.069	1:34.936	171.3
5	3:54.856	113.448	1:00.638	1:21.025	1:33.193	173.5
6	3:54.623	113.561	<b>1:00.119</b>	1:21.067	1:33.437	175.8
7	3:54.902	113.426	1:00.237	1:21.533	1:33.132	<b>176.7</b>
8	4:18.403	103.110	1:01.880	1:26.316	1:50.207	174.9
<i>Ideal</i>	<i>3:52.652</i>	<i>114.523</i>	<i>1:00.119</i>	<i>1:21.016</i>	<i>1:31.517</i>	<i>176.7</i>

**11** **23 Richard McLOUGHLIN**

STK Behind **14.251**

Best Time **3:53.359** Best Speed **114.176** On **6** Gp

Lap	Lap Time	Lap Speed	Sector 1	Sector 2	Sector 3	Speed Trap
1	4:38.105	94.190		1:28.686	1:42.541	148.0
2	4:08.498	107.220	1:03.046	1:26.798	1:38.654	169.6
3	4:00.370	110.846	1:02.249	1:23.068	1:35.053	165.4
4	4:00.455	110.806	1:01.670	1:23.789	1:34.996	165.4
5	3:56.277	112.766	1:01.103	1:21.224	1:33.950	161.9
6	<b>3:53.359</b>	<b>114.176</b>	1:00.825	<b>1:20.238</b>	<b>1:32.296</b>	173.5
7	3:55.690	113.047	<b>1:00.554</b>	1:20.822	1:34.314	164.6
8	3:54.440	113.649	1:01.105	1:20.980	1:32.355	174.9
9	3:53.663	114.027	1:00.854	1:20.302	1:32.507	<b>176.7</b>
10	3:54.613	113.566	1:00.989	1:20.441	1:33.183	175.8
<i>Ideal</i>	<i>3:53.088</i>	<i>114.309</i>	<i>1:00.554</i>	<i>1:20.238</i>	<i>1:32.296</i>	<i>176.7</i>

**12** **111 Brian McCORMACK**

SBK Behind **14.636**

Best Time **3:53.744** Best Speed **113.988** On **3** Gp

Lap	Lap Time	Lap Speed	Sector 1	Sector 2	Sector 3	Speed Trap
1	4:16.245	102.225		1:22.640	1:33.092	148.0
2	3:55.919	112.937	1:01.601	1:22.277	<b>1:32.041</b>	175.3
3	<b>3:53.744</b>	<b>113.988</b>	1:00.315	<b>1:20.838</b>	1:32.591	<b>177.2</b>
4	3:54.591	113.576	<b>1:00.272</b>	1:20.995	1:33.324	174.9
5	4:17.383	103.519	1:04.050	1:26.785	1:46.548	165.4
6	17:12.953	25.794		1:28.092	1:42.525	157.7
7	4:03.938	109.224	1:03.008	1:24.353	1:36.577	175.8
<i>Ideal</i>	<i>3:53.151</i>	<i>114.278</i>	<i>1:00.272</i>	<i>1:20.838</i>	<i>1:32.041</i>	<i>177.2</i>





### DETAILED SECTOR ANALYSIS

#### SUPERBIKE

##### Qualifying Classification

Position

<b>13</b>	<b>17 Mark GOODINGS</b>	STK	Behind	<b>15.358</b>		
Best Time	<b>3:54.466</b>	Best Speed	<b>113.637</b>	On <b>6</b> Gp		
Lap	Lap Time	Lap Speed	Sector 1	Sector 2	Sector 3	Speed Trap
1	4:23.044	99.583		1:25.890	1:37.619	147.3
2	3:59.127	111.422	1:01.740	1:23.328	1:34.059	162.6
3	4:01.498	110.328	1:01.827	1:22.560	1:37.111	163.0
4	4:07.224	107.773	1:02.299	1:24.438	1:40.487	160.7
5	9:08.494	48.577		1:21.034	1:33.474	155.1
6	<b>3:54.466</b>	<b>113.637</b>	<b>1:00.525</b>	<b>1:21.015</b>	<b>1:32.926</b>	<b>164.6</b>
7	4:02.648	109.805	1:02.113	1:24.615	1:35.920	152.0
8	4:01.238	110.447	1:01.914	1:24.545	1:34.779	158.8
9	4:01.703	110.234	1:02.251	1:22.954	1:36.498	<b>164.6</b>
<i>Ideal</i>	<i>3:54.466</i>	<i>113.637</i>	<i>1:00.525</i>	<i>1:21.015</i>	<i>1:32.926</i>	<i>164.6</i>

##### 14 56 David JACKSON

	STK	Behind	<b>15.912</b>			
Best Time	<b>3:55.020</b>	Best Speed	<b>113.369</b>			
On	<b>7</b>	Gp				
Lap	Lap Time	Lap Speed	Sector 1	Sector 2	Sector 3	Speed Trap
1	4:16.105	102.281		1:25.388	1:35.801	152.7
2	4:01.205	110.462	1:01.302	1:25.814	1:34.089	173.1
3	3:57.723	112.080	1:01.100	1:22.586	1:34.037	176.3
4	4:02.623	109.816	1:01.271	1:23.476	1:37.876	173.5
5	12:47.497	34.715		1:22.865	1:34.026	162.2
6	3:55.768	113.009	1:00.799	1:22.424	1:32.545	<b>177.2</b>
7	<b>3:55.020</b>	<b>113.369</b>	1:00.583	1:22.139	<b>1:32.298</b>	175.3
8	4:24.304	100.808	<b>1:00.509</b>	<b>1:22.105</b>	2:01.690	175.8
<i>Ideal</i>	<i>3:54.912</i>	<i>113.421</i>	<i>1:00.509</i>	<i>1:22.105</i>	<i>1:32.298</i>	<i>177.2</i>

##### 15 74 Dominic HERBERTSON

	STK	Behind	<b>16.384</b>			
Best Time	<b>3:55.492</b>	Best Speed	<b>113.142</b>			
On	<b>3</b>	Gp				
Lap	Lap Time	Lap Speed	Sector 1	Sector 2	Sector 3	Speed Trap
1	4:38.483	94.062		1:25.179	1:40.356	142.6
2	4:07.717	107.558	1:03.033	1:26.623	1:38.061	162.6
3	<b>3:55.492</b>	<b>113.142</b>	1:01.245	<b>1:20.977</b>	<b>1:33.270</b>	168.3
4	5:42.353	77.826	1:01.623	1:21.492	3:19.238	<b>170.0</b>
5	5:14.659	84.676		1:21.244	1:33.947	143.3
6	4:00.037	110.999	<b>1:01.059</b>	1:21.159	1:37.819	163.0
<i>Ideal</i>	<i>3:55.306</i>	<i>113.231</i>	<i>1:01.059</i>	<i>1:20.977</i>	<i>1:33.270</i>	<i>170.0</i>

##### Qualifying Classification

Position

<b>16</b>	<b>61 John WALSH</b>	SBK	Behind	<b>16.903</b>		
Best Time	<b>3:56.011</b>	Best Speed	<b>112.893</b>	On <b>4</b> Gp		
Lap	Lap Time	Lap Speed	Sector 1	Sector 2	Sector 3	Speed Trap
1	4:25.266	98.749		1:23.314	1:34.352	157.3
2	4:04.048	109.175	<b>1:00.554</b>	1:22.540	1:40.954	170.5
3	5:54.761	75.104		1:21.114	<b>1:33.632</b>	153.7
4	<b>3:56.011</b>	<b>112.893</b>	1:02.079	<b>1:19.660</b>	1:34.272	166.2
5	4:03.124	109.590	1:00.846	1:21.161	1:41.117	<b>173.5</b>
<i>Ideal</i>	<i>3:53.846</i>	<i>113.938</i>	<i>1:00.554</i>	<i>1:19.660</i>	<i>1:33.632</i>	<i>173.5</i>

##### 17 38 Matthew REES

	STK	Behind	<b>17.081</b>			
Best Time	<b>3:56.189</b>	Best Speed	<b>112.808</b>			
On	<b>6</b>	Gp				
Lap	Lap Time	Lap Speed	Sector 1	Sector 2	Sector 3	Speed Trap
1	4:20.602	100.516		1:25.582	1:36.676	151.6
2	3:59.844	111.089	1:01.964	1:23.611	1:34.269	163.8
3	3:57.668	112.106	<b>1:01.439</b>	1:22.042	1:34.187	<b>168.3</b>
4	4:01.549	110.305	1:02.116	1:23.809	1:35.624	<b>168.3</b>
5	3:59.221	111.378	1:01.910	1:22.024	1:35.287	153.4
6	<b>3:56.189</b>	<b>112.808</b>	1:01.625	<b>1:21.224</b>	1:33.340	163.4
7	3:57.622	112.127	1:01.829	1:22.538	<b>1:33.255</b>	165.0
8	4:02.526	109.860	1:02.547	1:22.956	1:37.023	167.1
<i>Ideal</i>	<i>3:55.918</i>	<i>112.937</i>	<i>1:01.439</i>	<i>1:21.224</i>	<i>1:33.255</i>	<i>168.3</i>

##### 18 20 Phillip CROWE

	STK	Behind	<b>18.849</b>			
Best Time	<b>3:57.957</b>	Best Speed	<b>111.970</b>			
On	<b>5</b>	Gp				
Lap	Lap Time	Lap Speed	Sector 1	Sector 2	Sector 3	Speed Trap
1	4:24.735	98.947		1:27.266	1:36.267	144.5
2	4:02.654	109.802	1:02.792	1:24.160	1:35.702	161.1
3	4:12.997	105.313	1:02.512	1:24.056	1:46.429	<b>166.7</b>
4	12:54.265	34.412		1:25.651	1:34.920	154.1
5	<b>3:57.957</b>	<b>111.970</b>	1:01.867	1:23.125	<b>1:32.965</b>	166.2
6	4:00.080	110.980	1:02.819	1:23.210	1:34.051	158.4
7	3:58.128	111.889	<b>1:01.423</b>	<b>1:22.836</b>	1:33.869	164.6
8	4:04.074	109.163	1:03.909	1:26.975	1:33.190	164.2
<i>Ideal</i>	<i>3:57.224</i>	<i>112.316</i>	<i>1:01.423</i>	<i>1:22.836</i>	<i>1:32.965</i>	<i>166.7</i>



# MCE INSURANCE ULSTER GRAND PRIX

**SUPERBIKE/SUPERSTOCK**  
**UGP First Qualifying - AMENDED**  
**Wednesday, 10 August 2016**



## DETAILED SECTOR ANALYSIS

### SUPERBIKE

#### Qualifying Classification

Position

**19** **75 Mike BOOTH**

STK Behind **19.793**

Best Time **3:58.901** Best Speed **111.527** On **8** Gp

Lap	Lap Time	Lap Speed	Sector 1	Sector 2	Sector 3	Speed Trap
1	4:56.123	88.459		1:28.340	1:44.999	126.1
2	4:13.130	105.258	1:03.673	1:28.318	1:41.139	154.1
3	4:13.862	104.955	1:06.483	1:28.212	1:39.167	151.0
4	4:03.808	109.283	1:02.068	1:22.985	1:38.755	163.0
5	4:14.119	104.848	1:02.875	1:24.938	1:46.306	<b>165.8</b>
6	9:19.174	47.649		1:24.186	1:39.506	135.7
7	4:02.076	110.064	1:02.315	1:22.853	1:36.908	163.0
8	<b>3:58.901</b>	<b>111.527</b>	1:02.308	<b>1:21.496</b>	<b>1:35.097</b>	163.4
9	3:58.919	111.519	<b>1:01.617</b>	1:21.977	1:35.325	163.0
<i>Ideal</i>	<i>3:58.210</i>	<i>111.851</i>	<i>1:01.617</i>	<i>1:21.496</i>	<i>1:35.097</i>	<i>165.8</i>

**20** **21 Alan CONNOR**

STK Behind **20.626**

Best Time **3:59.734** Best Speed **111.140** On **8** Gp

Lap	Lap Time	Lap Speed	Sector 1	Sector 2	Sector 3	Speed Trap
1	5:02.678	86.543		1:27.438	1:41.804	134.7
2	4:13.198	105.230	1:04.003	1:27.396	1:41.799	164.2
3	4:09.184	106.925	1:02.861	1:25.901	1:40.422	165.0
4	4:04.763	108.856	1:02.985	1:24.025	1:37.753	167.1
5	4:10.936	106.178	1:02.534	1:23.335	1:45.067	166.7
6	11:54.546	37.288		1:27.805	1:38.353	144.5
7	4:01.851	110.167	1:02.695	1:23.601	1:35.555	<b>169.6</b>
8	<b>3:59.734</b>	<b>111.140</b>	<b>1:02.439</b>	<b>1:22.564</b>	<b>1:34.731</b>	163.4
<i>Ideal</i>	<i>3:59.734</i>	<i>111.140</i>	<i>1:02.439</i>	<i>1:22.564</i>	<i>1:34.731</i>	<i>169.6</i>

**21** **35 Stephen McKNIGHT**

SBK Behind **21.725**

Best Time **4:00.833** Best Speed **110.633** On **7** Gp

Lap	Lap Time	Lap Speed	Sector 1	Sector 2	Sector 3	Speed Trap
1	5:01.582	86.858		1:29.522	1:42.973	139.1
2	4:14.714	104.603	1:04.268	1:27.934	1:42.512	163.0
3	4:19.463	102.689	1:06.587	1:30.134	1:42.742	162.6
4	4:10.288	106.453	<b>1:01.640</b>	1:26.410	1:42.238	<b>169.6</b>
5	4:20.694	102.204	1:03.109	1:34.295	1:43.290	163.8
6	4:02.690	109.786	1:01.898	<b>1:22.206</b>	1:38.586	159.2
7	<b>4:00.833</b>	<b>110.633</b>	1:01.981	1:24.100	<b>1:34.752</b>	167.9
8	4:35.593	96.679	1:10.092	1:35.155	1:50.346	138.3
<i>Ideal</i>	<i>3:58.598</i>	<i>111.669</i>	<i>1:01.640</i>	<i>1:22.206</i>	<i>1:34.752</i>	<i>169.6</i>

#### Qualifying Classification

Position

**22** **47 Alistair KIRK**

STK Behind **22.422**

Best Time **4:01.530** Best Speed **110.313** On **3** Gp

Lap	Lap Time	Lap Speed	Sector 1	Sector 2	Sector 3	Speed Trap
1	4:51.443	89.879		1:27.003	1:43.153	134.1
2	7:31.406	59.024		1:22.986	1:36.892	149.3
3	<b>4:01.530</b>	<b>110.313</b>	<b>1:02.606</b>	<b>1:22.609</b>	1:36.315	159.6
4	4:16.348	103.937	1:04.209	1:28.228	1:43.911	<b>165.4</b>
5	7:32.215	58.919		1:24.546	<b>1:36.158</b>	150.0
6	4:12.271	105.616	1:04.595	1:25.603	1:42.073	155.9
<i>Ideal</i>	<i>4:01.373</i>	<i>110.385</i>	<i>1:02.606</i>	<i>1:22.609</i>	<i>1:36.158</i>	<i>165.4</i>

**23** **64 Frank GALLAGHER**

STK Behind **25.119**

Best Time **4:04.227** Best Speed **109.095** On **5** Gp

Lap	Lap Time	Lap Speed	Sector 1	Sector 2	Sector 3	Speed Trap
1	4:50.816	90.073		1:28.465	1:43.540	137.7
2	4:17.290	103.556	1:05.765	1:29.257	1:42.268	159.6
3	4:09.742	106.686	1:06.651	1:26.723	<b>1:36.368</b>	148.0
4	4:07.453	107.673	<b>1:01.692</b>	1:23.859	1:41.902	<b>176.3</b>
5	<b>4:04.227</b>	<b>109.095</b>	1:01.935	1:23.251	1:39.041	173.1
6	4:06.485	108.096	1:04.184	<b>1:22.108</b>	1:40.193	154.1
7	8:03.801	55.072		1:24.557	1:44.316	165.4
<i>Ideal</i>	<i>4:00.168</i>	<i>110.939</i>	<i>1:01.692</i>	<i>1:22.108</i>	<i>1:36.368</i>	<i>176.3</i>

**24** **30 Paul CRANSTON**

STK Behind **26.725**

Best Time **4:05.833** Best Speed **108.382** On **3** Gp

Lap	Lap Time	Lap Speed	Sector 1	Sector 2	Sector 3	Speed Trap
1	5:31.222	79.085		1:29.212	2:22.742	150.0
2	4:07.795	107.524	1:04.285	1:25.816	1:37.694	165.8
3	<b>4:05.833</b>	<b>108.382</b>	1:03.785	1:25.126	1:36.922	164.2
4	4:06.605	108.043	1:04.164	<b>1:23.919</b>	1:38.522	164.2
5	4:07.071	107.839	1:04.397	1:26.216	<b>1:36.458</b>	164.2
6	4:09.900	106.618	<b>1:03.659</b>	1:25.648	1:40.593	<b>166.7</b>
<i>Ideal</i>	<i>4:04.036</i>	<i>109.180</i>	<i>1:03.659</i>	<i>1:23.919</i>	<i>1:36.458</i>	<i>166.7</i>



# MCE INSURANCE ULSTER GRAND PRIX

SUPERBIKE/SUPERSTOCK  
UGP First Qualifying - AMENDED  
Wednesday, 10 August 2016



## DETAILED SECTOR ANALYSIS

### SUPERBIKE

#### Qualifying Classification

Position

**25** 29 Mark PARRETT

STK Behind 26.734

Best Time 4:05.842 Best Speed 108.378 On 2 Gp

Lap	Lap Time	Lap Speed	Sector 1	Sector 2	Sector 3	Speed Trap
1	8:25.013	51.869		1:31.875	1:39.462	134.7
2	<b>4:05.842</b>	<b>108.378</b>	1:02.774	1:25.803	1:37.265	<b>171.3</b>
3	4:08.975	107.015	<b>1:02.386</b>	1:25.311	1:41.278	165.8
4	5:49.465	76.242		<b>1:24.160</b>	<b>1:35.922</b>	151.0
5	4:08.464	107.235	1:02.750	1:25.162	1:40.552	169.2
<i>Ideal</i>	<i>4:02.468</i>	<i>109.887</i>	<i>1:02.386</i>	<i>1:24.160</i>	<i>1:35.922</i>	<i>171.3</i>

**26** 16 Dave HEWSON

STK Behind 27.368

Best Time 4:06.476 Best Speed 108.100 On 6 Gp

Lap	Lap Time	Lap Speed	Sector 1	Sector 2	Sector 3	Speed Trap
1	4:48.859	90.683		1:29.494	1:42.274	143.0
2	4:11.211	106.062	1:05.203	1:26.663	1:39.345	169.6
3	4:06.960	107.888	<b>1:02.966</b>	1:25.805	<b>1:38.189</b>	<b>174.0</b>
4	4:17.905	103.309	1:03.566	1:26.756	1:47.583	170.5
5	16:17.564	27.255		1:31.998	1:41.642	144.2
6	<b>4:06.476</b>	<b>108.100</b>	1:03.085	<b>1:24.657</b>	1:38.734	171.8
7	4:07.359	107.714	1:03.244	1:25.616	1:38.499	170.0
<i>Ideal</i>	<i>4:05.812</i>	<i>108.392</i>	<i>1:02.966</i>	<i>1:24.657</i>	<i>1:38.189</i>	<i>174.0</i>

**27** 44 Forest DUNN

STK Behind 28.663

Best Time 4:07.771 Best Speed 107.535 On 5 Gp

Lap	Lap Time	Lap Speed	Sector 1	Sector 2	Sector 3	Speed Trap
1	5:08.043	85.036		1:29.738	1:41.630	138.0
2	4:08.841	107.072	<b>1:02.947</b>	1:26.138	1:39.756	<b>165.8</b>
3	4:12.465	105.535	1:03.773	1:25.385	1:43.307	152.7
4	5:21.873	82.778		1:25.463	1:41.042	146.7
5	<b>4:07.771</b>	<b>107.535</b>	1:03.908	1:25.100	<b>1:38.763</b>	154.1
6	4:07.963	107.451	1:03.256	<b>1:24.970</b>	1:39.737	163.0
<i>Ideal</i>	<i>4:06.680</i>	<i>108.010</i>	<i>1:02.947</i>	<i>1:24.970</i>	<i>1:38.763</i>	<i>165.8</i>

#### Qualifying Classification

Position

**28** 102 Julien TONUETTI

STK Behind 30.498

Best Time 4:09.606 Best Speed 106.744 On 3 Gp

Lap	Lap Time	Lap Speed	Sector 1	Sector 2	Sector 3	Speed Trap
1	6:37.986	65.818		1:25.806	1:42.663	126.6
2	4:13.099	105.271	1:04.435	1:27.319	1:41.345	<b>166.2</b>
3	<b>4:09.606</b>	<b>106.744</b>	<b>1:03.731</b>	1:25.594	<b>1:40.281</b>	165.4
4	4:20.859	102.139	1:04.059	<b>1:25.264</b>	1:51.536	164.6
<i>Ideal</i>	<i>4:09.276</i>	<i>106.885</i>	<i>1:03.731</i>	<i>1:25.264</i>	<i>1:40.281</i>	<i>166.2</i>

**29** 32 Ryan KNEEN

STK Behind 31.355

Best Time 4:10.463 Best Speed 106.379 On 5 Gp

Lap	Lap Time	Lap Speed	Sector 1	Sector 2	Sector 3	Speed Trap
1	5:01.366	86.920		1:30.258	1:43.294	149.3
2	4:13.405	105.144	1:04.079	1:28.054	1:41.272	159.2
3	4:14.904	104.525	<b>1:03.360</b>	1:29.148	1:42.396	<b>163.0</b>
4	4:14.259	104.791	1:03.814	1:28.440	1:42.005	156.9
5	<b>4:10.463</b>	<b>106.379</b>	1:04.523	<b>1:26.482</b>	<b>1:39.458</b>	148.6
6	4:11.306	106.022	1:03.475	1:26.591	1:41.240	155.5
<i>Ideal</i>	<i>4:09.300</i>	<i>106.875</i>	<i>1:03.360</i>	<i>1:26.482</i>	<i>1:39.458</i>	<i>163.0</i>

**30** 99 Adrian CLARK

STK Behind 31.433

Best Time 4:10.541 Best Speed 106.346 On 3 Gp

Lap	Lap Time	Lap Speed	Sector 1	Sector 2	Sector 3	Speed Trap
1	4:36.442	94.757		1:27.245	1:43.638	145.1
2	4:12.640	105.462	1:04.021	1:27.194	<b>1:41.425</b>	168.7
3	<b>4:10.541</b>	<b>106.346</b>	<b>1:02.575</b>	1:26.537	1:41.429	<b>175.8</b>
4	4:12.091	105.692	1:03.624	<b>1:26.423</b>	1:42.044	172.2
5	4:21.470	101.901	1:03.718	1:27.805	1:49.947	172.6
<i>Ideal</i>	<i>4:10.423</i>	<i>106.396</i>	<i>1:02.575</i>	<i>1:26.423</i>	<i>1:41.425</i>	<i>175.8</i>



# MCE INSURANCE ULSTER GRAND PRIX

**SUPERBIKE/SUPERSTOCK**  
**UGP First Qualifying - AMENDED**  
**Wednesday, 10 August 2016**



## DETAILED SECTOR ANALYSIS

### SUPERBIKE

#### Qualifying Classification

Position

**31** **95 Ben REA**

STK Behind **32.376**

Best Time **4:11.484** Best Speed **105.947** On **3** Gp

Lap	Lap Time	Lap Speed	Sector 1	Sector 2	Sector 3	Speed Trap
1	5:12.009	83.955		1:31.702	1:45.135	122.9
2	4:13.002	105.311	1:03.632	1:28.102	1:41.268	153.4
3	<b>4:11.484</b>	<b>105.947</b>	1:03.381	1:27.656	<b>1:40.447</b>	<b>165.0</b>
4	4:28.406	99.267	<b>1:03.293</b>	<b>1:26.640</b>	1:58.473	156.9
5	7:21.879	60.297		1:27.317	1:52.712	148.3
<i>Ideal</i>	<i>4:10.380</i>	<i>106.414</i>	<i>1:03.293</i>	<i>1:26.640</i>	<i>1:40.447</i>	<i>165.0</i>

**32** **25 Donald MacFADYEN**

STK Behind **33.250**

Best Time **4:12.358** Best Speed **105.580** On **6** Gp

Lap	Lap Time	Lap Speed	Sector 1	Sector 2	Sector 3	Speed Trap
1	4:48.354	90.842		1:30.469	1:45.170	137.7
2	4:19.233	102.780	1:07.115	1:29.945	1:42.173	<b>153.0</b>
3	4:17.209	103.589	1:06.220	1:29.553	1:41.436	151.6
4	4:16.222	103.988	1:04.837	1:29.126	1:42.259	150.3
5	4:12.440	105.546	<b>1:04.635</b>	1:27.752	1:40.053	148.6
6	<b>4:12.358</b>	<b>105.580</b>	1:05.621	<b>1:27.374</b>	<b>1:39.363</b>	138.8
7	4:21.727	101.801	1:04.830	1:28.407	1:48.490	151.0
<i>Ideal</i>	<i>4:11.372</i>	<i>105.994</i>	<i>1:04.635</i>	<i>1:27.374</i>	<i>1:39.363</i>	<i>153.0</i>

**33** **24 Andrew SELLARS**

STK Behind **34.020**

Best Time **4:13.128** Best Speed **105.259** On **2** Gp

Lap	Lap Time	Lap Speed	Sector 1	Sector 2	Sector 3	Speed Trap
1	4:56.392	88.378		1:28.913	1:44.329	137.4
2	<b>4:13.128</b>	<b>105.259</b>	<b>1:04.607</b>	1:28.074	1:40.447	146.7
3	4:16.155	104.015	1:06.840	1:29.010	<b>1:40.305</b>	143.3
4	4:16.321	103.948	1:05.003	1:29.050	1:42.268	<b>154.4</b>
5	4:15.653	104.219	1:05.969	1:28.907	1:40.777	148.3
6	9:34.652	46.365		1:28.207	1:42.367	143.0
7	5:01.368	88.410	1:05.410	<b>1:27.764</b>	2:28.194	153.4
<i>Ideal</i>	<i>4:12.676</i>	<i>105.447</i>	<i>1:04.607</i>	<i>1:27.764</i>	<i>1:40.305</i>	<i>154.4</i>

#### Qualifying Classification

Position

**34** **28 Paul GARTLAND**

STK Behind **39.978**

Best Time **4:19.086** Best Speed **102.838** On **3** Gp

Lap	Lap Time	Lap Speed	Sector 1	Sector 2	Sector 3	Speed Trap
1	5:35.458	78.086		1:37.048	1:48.609	113.7
2	4:25.963	100.179	1:08.155	1:32.776	1:45.032	138.8
3	<b>4:19.086</b>	<b>102.838</b>	<b>1:07.007</b>	<b>1:30.255</b>	<b>1:41.824</b>	144.2
4	4:20.486	102.286	1:07.379	1:30.695	1:42.412	<b>152.0</b>
5	4:34.239	97.156	1:07.410	1:32.209	1:54.620	139.7
<i>Ideal</i>	<i>4:19.086</i>	<i>102.838</i>	<i>1:07.007</i>	<i>1:30.255</i>	<i>1:41.824</i>	<i>152.0</i>

#### Non Qualifiers

Position

**50 Daniel HEGARTY**

STK Behind **46.725**

Best Time **4:25.955** Best Speed **100.182** On **2** Gp

Lap	Lap Time	Lap Speed	Sector 1	Sector 2	Sector 3	Speed Trap
1	7:20.709	59.438		<b>1:29.590</b>	<b>1:42.999</b>	<b>151.6</b>
2	<b>4:25.955</b>	<b>100.182</b>	<b>1:08.080</b>	1:31.629	1:46.246	149.3
<i>Ideal</i>	<i>4:20.669</i>	<i>102.214</i>	<i>1:08.080</i>	<i>1:29.590</i>	<i>1:42.999</i>	<i>151.6</i>

**72 Gareth KEYS**

STK Behind **6:00.136**

Best Time **9:39.366** Best Speed **45.988** On **1** Gp

Lap	Lap Time	Lap Speed	Sector 1	Sector 2	Sector 3	Speed Trap
1	<b>9:39.366</b>	45.213		<b>1:27.237</b>	<b>6:46.078</b>	<b>138.5</b>
<i>Ideal</i>	<i>0.000</i>	<i>0.000</i>		<i>1:27.237</i>	<i>6:46.078</i>	<i>138.5</i>



# MCE INSURANCE ULSTER GRAND PRIX

## SUPERBIKE/SUPERSTOCK

### UGP First Qualifying - AMENDED

## SECTOR ANALYSIS

Perfect Lap (sum of best sectors) = 3:38.310



### SECTOR 1

#### FINISH - TULLYRUSK

### SECTOR 2

#### TULLYRUSK - JORDAN'S

### SECTOR 3

#### JORDAN'S - FINISH

### IDEAL / BEST

#### COMPARISON

SECTOR 1			SECTOR 2			SECTOR 3			IDEAL / BEST			
Pos	No	Name	Time	No	Name	Time	Pos	No	Name	Ideal Time	Best Tim	Diff
1	1	Michael DUNLOP	56.730	1	Michael DUNLOP	1:15.405	1	1	Michael DUNLOP	3:39.108	3:39.108	0.000
2	1	Michael DUNLOP	57.154	51	Derek SHEILS	1:15.803	2	1	Michael DUNLOP	3:39.230	3:39.230	0.000
3	5	Bruce ANSTEY	57.406	1	Michael DUNLOP	1:15.901	3	51	Derek SHEILS	3:40.354	3:40.354	0.000
4	51	Derek SHEILS	57.479	2	Dean HARRISON	1:16.221	4	36	Jamie COWARD	3:42.398	3:42.398	0.000
5	60	Peter HICKMAN	57.918	14	Dan KNEEN	1:16.652	5	2	Dean HARRISON	3:42.438	3:42.684	0.246
6	6	William DUNLOP	57.969	60	Peter HICKMAN	1:16.892	6	6	William DUNLOP	3:42.895	3:42.895	0.000
7	36	Jamie COWARD	58.025	6	William DUNLOP	1:16.941	7	60	Peter HICKMAN	3:43.037	3:43.037	0.000
8	14	Dan KNEEN	58.117	36	Jamie COWARD	1:17.465	8	14	Dan KNEEN	3:43.078	3:43.153	0.075
9	2	Dean HARRISON	58.207	14	Dan KNEEN	1:17.775	9	5	Bruce ANSTEY	3:43.623	3:44.006	0.383
10	19	Steve MERCER	58.447	5	Bruce ANSTEY	1:17.809	10	14	Dan KNEEN	3:44.907	3:45.311	0.404
11	14	Dan KNEEN	58.817	51	Derek SHEILS	1:18.121	11	19	Steve MERCER	3:46.793	3:47.034	0.241
12	51	Derek SHEILS	59.205	19	Steve MERCER	1:18.438	12	60	Peter HICKMAN		3:50.614	
13	22	Rob BARBER	1:00.119	61	John WALSH	1:19.660	13	51	Derek SHEILS	3:48.684	3:51.677	2.993
14	111	Brian McCORMACK	1:00.272	23	Richard McLOUGHLIN	1:20.238	14	22	Rob BARBER	3:52.652	3:53.080	0.428
15	56	David JACKSON	1:00.509	111	Brian McCORMACK	1:20.838	15	23	Richard McLOUGHLIN	3:53.088	3:53.359	0.271
16	17	Mark GOODINGS	1:00.525	74	Dominic HERBERTSON	1:20.977	16	111	Brian McCORMACK	3:53.151	3:53.744	0.593
17	61	John WALSH	1:00.554	17	Mark GOODINGS	1:21.015	17	17	Mark GOODINGS	3:54.466	3:54.466	0.000
18	23	Richard McLOUGHLIN	1:00.554	22	Rob BARBER	1:21.016	18	56	David JACKSON	3:54.912	3:55.020	0.108
19	74	Dominic HERBERTSON	1:01.059	38	Matthew REES	1:21.224	19	74	Dominic HERBERTSON	3:55.306	3:55.492	0.186
20	20	Phillip CROWE	1:01.423	75	Mike BOOTH	1:21.496	20	61	John WALSH	3:53.846	3:56.011	2.165
21	38	Matthew REES	1:01.439	56	David JACKSON	1:22.105	21	38	Matthew REES	3:55.918	3:56.189	0.271
22	75	Mike BOOTH	1:01.617	64	Frank GALLAGHER	1:22.108	22	20	Phillip CROWE	3:57.224	3:57.957	0.733
23	35	Stephen McKNIGHT	1:01.640	35	Stephen McKNIGHT	1:22.206	23	75	Mike BOOTH	3:58.210	3:58.901	0.691
24	64	Frank GALLAGHER	1:01.692	21	Alan CONNOR	1:22.564	24	21	Alan CONNOR	3:59.734	3:59.734	0.000
25	84	Sam WEST	1:01.802	47	Alistair KIRK	1:22.609	25	84	Sam WEST	4:00.812	4:00.812	0.000
26	29	Mark PARRETT	1:02.386	20	Phillip CROWE	1:22.836	26	35	Stephen McKNIGHT	3:58.598	4:00.833	2.235
27	21	Alan CONNOR	1:02.439	84	Sam WEST	1:22.847	27	47	Alistair KIRK	4:01.373	4:01.530	0.157
28	99	Adrian CLARK	1:02.575	30	Paul CRANSTON	1:23.919	28	64	Frank GALLAGHER	4:00.168	4:04.227	4.059
29	47	Alistair KIRK	1:02.606	29	Mark PARRETT	1:24.160	29	30	Paul CRANSTON	4:04.036	4:05.833	1.797
30	44	Forest DUNN	1:02.947	16	Dave HEWSON	1:24.657	30	29	Mark PARRETT	4:02.468	4:05.842	3.374
31	16	Dave HEWSON	1:02.966	44	Forest DUNN	1:24.970	31	16	Dave HEWSON	4:05.812	4:06.476	0.664
32	95	Ben REA	1:03.293	102	Julien TONUITTI	1:25.264	32	44	Forest DUNN	4:06.680	4:07.771	1.091
33	32	Ryan KNEEN	1:03.360	99	Adrian CLARK	1:26.423	33	102	Julien TONUITTI	4:09.276	4:09.606	0.330
34	30	Paul CRANSTON	1:03.659	32	Ryan KNEEN	1:26.482	34	32	Ryan KNEEN	4:09.300	4:10.463	1.163
35	102	Julien TONUITTI	1:03.731	95	Ben REA	1:26.640	35	99	Adrian CLARK	4:10.423	4:10.541	0.118
36	24	Andrew SELLARS	1:04.607	72	Gareth KEYS	1:27.237	36	95	Ben REA	4:10.380	4:11.484	1.104
37	25	Donald MacFADYEN	1:04.635	25	Donald MacFADYEN	1:27.374	37	25	Donald MacFADYEN	4:11.372	4:12.358	0.986
38	28	Paul GARTLAND	1:07.007	24	Andrew SELLARS	1:27.764	38	24	Andrew SELLARS	4:12.676	4:13.128	0.452
39	50	Daniel HEGARTY	1:08.080	50	Daniel HEGARTY	1:29.590	39	28	Paul GARTLAND	4:19.086	4:19.086	0.000
40	76	Paul FALLON	1:09.654	28	Paul GARTLAND	1:30.255	40	50	Daniel HEGARTY	4:20.669	4:25.955	5.286
				76	Paul FALLON	1:34.436	41	76	Paul FALLON	4:33.728	4:35.245	1.517

# MCE INSURANCE ULSTER GRAND PRIX

## SUPERBIKE/SUPERSTOCK

### UGP First Qualifying - AMENDED

Wednesday, 10 August 2016



ON FLYING KILO

## SPEED TRAP

Class	No/Name	Fastest	Lap 1	Lap 2	Lap 3	Lap 4	Lap 5	Lap 6	Lap 7	Lap 8	Lap 9	Lap 10	Lap 11	Lap 12
SBK	1 Michael DUNLOP	191.3	143.6	188.1	187.6	165.4	184.5	191.3	186.0					
SBK	6 William DUNLOP	190.7	168.3	187.6	190.7	162.2	165.4	183.5	182.5					
SBK	60 Peter HICKMAN	188.1	160.7	184.5	188.1	175.3	186.0							
SBK	5 Bruce ANSTEY	188.1	145.1	178.6	182.0	182.0	151.0	187.6	188.1	168.7	185.5			
SBK	19 Steve MERCER	184.5	159.2	184.0	184.5	182.5	180.5	183.5	184.5	178.6	159.2	184.0		
SBK	2 Dean HARRISON	184.5	122.2	180.0	174.4	183.0	178.6	182.0	164.6	183.0	184.5			
SBK	51 Derek SHEILS	181.5	162.2	181.5	180.0	180.0	181.0							
SBK	36 Jamie COWARD	181.5	159.2	180.5	180.0	181.0	153.0	181.0	181.5					
SBK	14 Dan KNEEN	181.0	167.9	181.0	181.0	165.4								
SBK	111 Brian McCORMACK	177.2	148.0	175.3	177.2	174.9	165.4	157.7	175.8					
SBK	56 David JACKSON	177.2	152.7	173.1	176.3	173.5	162.2	177.2	175.3	175.8				
SBK	23 Richard McLOUGHLIN	176.7	148.0	169.6	165.4	165.4	161.9	173.5	164.6	174.9	176.7	175.8		
SBK	22 Rob BARBER	176.7	154.8	171.3	174.9	171.3	173.5	175.8	176.7	174.9				
SBK	64 Frank GALLAGHER	176.3	137.7	159.6	148.0	176.3	173.1	154.1	165.4					
SBK	99 Adrian CLARK	175.8	145.1	168.7	175.8	172.2	172.6							
SBK	16 Dave HEWSON	174.0	143.0	169.6	174.0	170.5	144.2	171.8	170.0					
SBK	61 John WALSH	173.5	157.3	170.5	153.7	166.2	173.5							
SBK	29 Mark PARRETT	171.3	134.7	171.3	165.8	151.0	169.2							
SBK	74 Dominic HERBERTSON	170.0	142.7	162.6	168.3	170.0	143.3	163.0						
SBK	21 Alan CONNOR	169.6	134.7	164.2	165.0	167.1	166.7	144.5	169.6	163.4				
SBK	35 Stephen McKNIGHT	169.6	139.1	163.0	162.6	169.6	163.8	159.2	167.9	138.3				
SBK	38 Matthew REES	168.3	151.6	163.8	168.3	168.3	153.4	163.4	165.0	167.1				
SBK	20 Phillip CROWE	166.7	144.5	161.1	166.7	154.1	166.2	158.4	164.6	164.2				
SBK	30 Paul CRANSTON	166.7	150.0	165.8	164.2	164.2	164.2	166.7						
SBK	102 Julien TONUITTI	166.2	126.6	166.2	165.4	164.6								
SBK	75 Mike BOOTH	165.8	126.1	154.1	151.0	163.0	165.8	135.7	163.0	163.4	163.0			
SBK	44 Forest DUNN	165.8	138.0	165.8	152.7	146.7	154.1	163.0						
SBK	47 Alistair KIRK	165.4	134.1	149.3	159.6	165.4	150.0	155.9						
SBK	95 Ben REA	165.0	122.9	153.4	165.0	156.9	148.3							
SBK	17 Mark GOODINGS	164.6	147.3	162.6	163.0	160.7	155.1	164.6	152.0	158.8	164.6			
SBK	32 Ryan KNEEN	163.0	149.3	159.2	163.0	156.9	148.6	155.5						
SBK	24 Andrew SELLARS	154.4	137.4	146.7	143.3	154.4	148.3	143.0	153.4					
SBK	25 Donald MacFADYEN	153.0	137.7	153.0	151.6	150.3	148.6	138.8	151.0					
SBK	28 Paul GARTLAND	152.0	113.7	138.8	144.2	152.0	139.7							
SBK	50 Daniel HEGARTY	151.6	151.6	149.3										
SBK	72 Gareth KEYS	138.5	138.5											

# MCE INSURANCE ULSTER GRAND PRIX SUPERBIKE

UGP Second Qualifying  
Thursday, 11 August 2016



Qualifying Time

4:00.374


Qualifying Speed

110.844

Pos	Class	No	Name	Machine / Sponsor	Time	Best Lap		On	Total Laps	Qualifying Laps
						Behind	Speed			
<b>Qualifying Classification</b>										
1	SBK	1	Michael DUNLOP	BMW - Hawk Racing	3:22.181		131.783	9	10	7
2	SBK	60	Peter HICKMAN	Kawasaki - GB Moto Racing	3:23.291	1.110	131.063	7	9	7
3	SBK	5	Bruce ANSTEY	Honda - Valvoline Racing by Padgetts	3:24.608	2.427	130.220	9	10	8
4	SBK	4	Ian HUTCHINSON	BMW - Tyco BMW Motorrad Racing	3:24.739	2.558	130.136	4	9	7
5	SBK	2	Dean HARRISON	Kawasaki - Silicone Engineering	3:25.078	2.897	129.921	9	10	8
6	SBK	10	Conor CUMMINS	Honda - Honda Racing	3:26.008	3.827	129.335	6	7	5
7	SBK	51	Derek SHEILS	Suzuki - Cookstown BE Racing	3:27.585	5.404	128.352	6	9	7
8	SBK	7	Gary JOHNSON	BMW - ECC/Burdens	3:28.363	6.182	127.873	8	9	8
9	SBK	6	William DUNLOP	Yamaha - IC / MMB Racing	3:28.600	6.419	127.728	6	7	6
10	SBK	14	Dan KNEEN	Yamaha - Mar-Train Yamaha Racing	3:28.646	6.465	127.699	4	9	6
11	SBK	19	Steve MERCER	Kawasaki - Devitt RC Express Racing	3:29.725	7.544	127.042	8	8	5
12	SBK	36	Jamie COWARD	Kawasaki - Devitt RC Express Racing	3:31.798	9.617	125.799	7	8	6
13	SBK	86	Derek McGEE	BMW - NW Racing	3:32.597	10.416	125.326	4	7	5
14	SBK	22	Rob BARBER	Yamaha - PRB Racing	3:33.476	11.295	124.810	7	10	8
15	SBK	111	Brian McCORMACK	Honda - TAG Racing	3:33.927	11.746	124.547	6	7	5
16	SBK	20	Phillip CROWE	BMW - Handtrans/Sheffpack	3:34.357	12.176	124.297	8	9	7
17	SBK	34	Daniel COOPER	BMW - Cooper Racing/SB Tuning	3:34.449	12.268	124.244	7	9	6
18	SBK	50	Daniel HEGARTY	Kawasaki - RTR M/cycles / Top Gun	3:35.906	13.725	123.405	6	8	7
19	SBK	56	David JACKSON	BMW	3:36.655	14.474	122.979	7	8	7
20	SBK	75	Mike BOOTH	Kawasaki - Danny Tomlinson Racing	3:36.975	14.794	122.797	6	9	8
21	SBK	61	John WALSH	BMW - Nolan Racing	3:37.128	14.947	122.711	8	9	6
22	SBK	71	Davy MORGAN	Kawasaki - Angry Bee	3:37.264	15.083	122.634	6	7	6
23	SBK	23	Richard McLOUGHLIN	Kawasaki	3:37.618	15.437	122.435	6	11	10
24	SBK	74	Dominic HERBERTSON	BMW - WH Racing	3:37.814	15.633	122.324	8	9	8
25	SBK	47	Alistair KIRK	Kawasaki - AKR / McCurry Motorsport	3:37.969	15.788	122.237	6	10	8
26	SBK	17	Mark GOODINGS	Kawasaki - Team York Suzuki / PMH	3:38.603	16.422	121.883	10	10	8
27	SBK	32	Ryan KNEEN	Kawasaki - Charmer Builders Ltd	3:38.713	16.532	121.822	5	6	5
28	SBK	38	Matthew REES	Kawasaki - Phil Morris Racing	3:40.879	18.698	120.627	4	8	6
29	SBK	41	Paul JORDAN	Honda - VRS Racing	3:40.879	18.698	120.627	7	8	5
30	SBK	29	Mark PARRETT	BMW - C & C Ltd.	3:41.055	18.874	120.531	7	9	7
31	SBK	35	Stephen McKNIGHT	Honda - McKnight Racing	3:42.623	20.442	119.682	7	8	6
32	SBK	102	Julien TONUITTI	Yamaha - Optimark Road Racing	3:42.925	20.744	119.520	4	6	4
33	SBK	21	Alan CONNOR	Suzuki - Connor Racing	3:43.130	20.949	119.410	5	9	7
34	SBK	84	Sam WEST	BMW - Ice Valley 4 Anjels Racing	3:43.798	21.617	119.054	3	6	4
35	SBK	62	Fabrice MIGUET	Kawasaki	3:44.331	22.150	118.771	5	8	7
36	SBK	16	Dave HEWSON	BMW - Obsession Engineering	3:44.335	22.154	118.769	6	9	7
37	SBK	182	Xavier DENIS	Kawasaki - Optimark Road Racing	3:44.787	22.606	118.530	5	8	6
38	SBK	94	Gavin LUPTON	Honda - Top Gun Racing	3:46.738	24.557	117.510	4	5	2
39	SBK	64	Frank GALLAGHER	Kawasaki	3:47.088	24.907	117.329	6	6	5
40	SBK	95	Ben REA	BMW - VRS Racing	3:48.554	26.373	116.576	7	8	4
41	SBK	30	Paul CRANSTON	Suzuki - P & J Fuel Haulage	3:49.751	27.570	115.969	8	8	7
42	SBK	99	Adrian CLARK	Kawasaki - Mitchell's Motorcycles	3:50.832	28.651	115.426	3	4	2
43	SBK	24	Andrew SELLARS	BMW	3:51.829	29.648	114.929	5	8	7
44	SBK	44	Forest DUNN	Kawasaki - Forest Dunn Racing	3:53.825	31.644	113.948	2	3	2
45	SBK	25	Donald MacFADYEN	BMW - Safe Access/ORD Industrial	3:54.830	32.649	113.461	5	8	7
46	SBK	37	Paul DUCKETT	Honda	3:55.982	33.801	112.907	3	6	5
<b>Non Qualifiers</b>										
	SBK	28	Paul GARTLAND	Kawasaki - North West Gas / Rod Lee	4:00.073	37.892	110.983	2	3	<u>1</u>
	SBK	72	Gareth KEYS	Kawasaki - Neil Irwin / Keys Racing	4:27.164	1:04.983	99.729	1	1	<u>0</u>

Provisional result to be confirmed by the Stewards of the Meeting subject to completion of technical inspections & the time limit for protests

Page 1 / 1

Circuit	<b>Dundrod</b>	Signed	Organising Club	<b>Dundrod &amp; District MCC</b>
Length(miles)	<b>7.4011</b>	 Chief Timekeeper	Qualifying Started	<b>15:34</b>
Weather	<b>Cloudy</b>		Issued At:	16:21
Track	<b>Dry</b>			





### Qualifying Classification

Position

**1** 1 Michael DUNLOP

SBK Behind

Best Time **3:22.181** Best Speed **131.783** On **9** Gp

Lap	Lap Time	Lap Speed	Sector 1	Sector 2	Sector 3	Speed Trap
1	5:02.660	86.548		1:17.833	1:26.441	170.5
2	3:30.269	126.714	54.247	1:13.249	1:22.773	189.1
3	3:38.593	121.888	55.617	1:13.837	1:29.139	180.5
4	6:04.821	73.033		1:14.560	1:24.029	170.5
5	3:24.657	130.188	53.333	1:10.745	1:20.579	190.7
6	3:25.803	129.463	53.008	1:10.903	1:21.892	190.7
7	6:47.709	65.350		1:17.045	1:35.005	145.1
8	3:29.279	127.313	54.815	1:12.777	1:21.687	190.2
9	<b>3:22.181</b>	<b>131.783</b>	<b>52.961</b>	<b>1:09.425</b>	<b>1:19.795</b>	191.8
10	3:34.657	124.123	53.727	1:11.554	1:29.376	<b>192.9</b>
<i>Ideal</i>	<i>3:22.181</i>	<i>131.783</i>	<i>52.961</i>	<i>1:09.425</i>	<i>1:19.795</i>	<i>192.9</i>

**2** 60 Peter HICKMAN

SBK Behind **1.110**

Best Time **3:23.291** Best Speed **131.063** On **7** Gp

Lap	Lap Time	Lap Speed	Sector 1	Sector 2	Sector 3	Speed Trap
1	3:49.141	114.317		1:18.398	1:27.085	168.7
2	3:31.034	126.254	55.201	1:13.370	1:22.463	189.1
3	3:27.682	128.292	54.002	1:12.207	1:21.473	189.1
4	3:25.436	129.695	53.855	1:10.663	1:20.918	189.1
5	3:43.922	118.988	57.693	1:16.372	1:29.857	188.1
6	7:48.084	56.921		1:15.065	1:24.423	172.6
7	<b>3:23.291</b>	<b>131.063</b>	<b>53.490</b>	<b>1:10.026</b>	<b>1:19.775</b>	<b>189.7</b>
8	3:32.131	125.601	54.640	1:11.898	1:25.593	187.0
9	5:52.868	75.507		1:18.696	1:28.111	162.6
<i>Ideal</i>	<i>3:23.291</i>	<i>131.063</i>	<i>53.490</i>	<i>1:10.026</i>	<i>1:19.775</i>	<i>189.7</i>

### Qualifying Classification

Position

**3** 5 Bruce ANSTEY

SBK Behind **2.427**

Best Time **3:24.608** Best Speed **130.220** On **9** Gp

Lap	Lap Time	Lap Speed	Sector 1	Sector 2	Sector 3	Speed Trap
1	4:24.033	99.210		1:20.051	1:29.980	135.2
2	3:35.297	123.754	55.406	1:14.318	1:25.573	185.0
3	3:28.958	127.509	54.236	1:12.665	1:22.057	190.2
4	3:27.232	128.571	54.043	1:11.947	1:21.242	194.6
5	3:25.800	129.465	53.484	1:11.346	1:20.970	192.9
6	3:39.073	121.621	55.611	1:14.416	1:29.046	192.9
7	8:58.728	49.457		1:14.933	1:23.878	162.2
8	3:25.446	129.688	53.951	1:11.116	<b>1:20.379</b>	195.7
9	<b>3:24.608</b>	<b>130.220</b>	<b>52.911</b>	<b>1:10.142</b>	1:21.555	<b>196.3</b>
10	3:52.948	114.377	57.432	1:14.751	1:40.765	193.5
<i>Ideal</i>	<i>3:23.432</i>	<i>130.972</i>	<i>52.911</i>	<i>1:10.142</i>	<i>1:20.379</i>	<i>196.3</i>

**4** 4 Ian HUTCHINSON

SBK Behind **2.558**

Best Time **3:24.739** Best Speed **130.136** On **4** Gp

Lap	Lap Time	Lap Speed	Sector 1	Sector 2	Sector 3	Speed Trap
1	3:50.796	113.497		1:18.436	1:28.485	171.3
2	3:29.782	127.008	55.270	1:13.281	1:21.231	179.5
3	3:29.188	127.368	53.794	1:12.349	1:23.045	188.6
4	<b>3:24.739</b>	<b>130.136</b>	<b>53.517</b>	<b>1:11.159</b>	<b>1:20.063</b>	193.5
5	3:41.003	120.559	55.881	1:15.913	1:29.209	<b>194.6</b>
6	9:10.164	48.429	6:34.436	1:13.398	1:22.330	174.4
7	3:31.720	125.845	54.454	1:12.100	1:25.166	191.8
8	7:18.639	60.742		1:13.261	1:24.140	166.2
9	3:45.013	118.411	54.886	1:11.930	1:38.197	191.8
<i>Ideal</i>	<i>3:24.739</i>	<i>130.136</i>	<i>53.517</i>	<i>1:11.159</i>	<i>1:20.063</i>	<i>194.6</i>

# MCE INSURANCE ULSTER GRAND PRIX

## SUPERBIKE

### UGP Second Qualifying

Thursday, 11 August 2016

## DETAILED SECTOR ANALYSIS



### Qualifying Classification

Position

#### **5** 2 Dean HARRISON

SBK Behind **2.897**

Best Time **3:25.078** Best Speed **129.921** On **9** Gp

Lap	Lap Time	Lap Speed	Sector 1	Sector 2	Sector 3	Speed Trap
1	4:34.985	95.259		1:21.360	1:30.883	164.2
2	3:39.637	121.309	57.056	1:16.243	1:26.338	175.8
3	3:32.676	125.280	54.792	1:14.268	1:23.616	189.1
4	3:30.353	126.663	55.000	1:12.141	1:23.212	<b>190.2</b>
5	3:37.442	122.534	56.474	1:13.536	1:27.432	188.6
6	7:13.282	61.493		1:13.559	1:23.869	174.0
7	3:28.109	128.029	54.530	1:11.746	1:21.833	<b>190.2</b>
8	3:27.313	128.520	54.961	1:11.370	1:20.982	188.6
9	<b>3:25.078</b>	<b>129.921</b>	<b>53.963</b>	<b>1:10.360</b>	<b>1:20.755</b>	189.1
10	3:42.575	119.708	57.888	1:14.996	1:29.691	184.5
<i>Ideal</i>	<i>3:25.078</i>	<i>129.921</i>	<i>53.963</i>	<i>1:10.360</i>	<i>1:20.755</i>	<i>190.2</i>

#### **6** 10 Conor CUMMINS

SBK Behind **3.827**

Best Time **3:26.008** Best Speed **129.335** On **6** Gp

Lap	Lap Time	Lap Speed	Sector 1	Sector 2	Sector 3	Speed Trap
1	5:25.444	80.489		1:18.358	1:27.229	159.6
2	3:31.010	126.269	55.511	1:12.640	1:22.859	183.0
3	3:41.673	120.195	57.189	1:17.378	1:27.106	184.5
4	12:30.459	35.504		1:15.224	2:48.212	161.9
5	3:26.049	129.309	54.249	1:11.542	<b>1:20.258</b>	186.0
6	<b>3:26.008</b>	<b>129.335</b>	<b>53.804</b>	<b>1:10.788</b>	1:21.416	<b>188.1</b>
7	3:38.097	122.166	57.098	1:14.322	1:26.677	185.5
<i>Ideal</i>	<i>3:24.850</i>	<i>130.066</i>	<i>53.804</i>	<i>1:10.788</i>	<i>1:20.258</i>	<i>188.1</i>

#### **7** 51 Derek SHEILS

SBK Behind **5.404**

Best Time **3:27.585** Best Speed **128.352** On **6** Gp

Lap	Lap Time	Lap Speed	Sector 1	Sector 2	Sector 3	Speed Trap
1	3:45.051	116.394		1:17.154	1:25.677	150.6
2	3:32.384	125.452	55.728	1:13.634	1:23.022	179.5
3	3:45.731	118.034	58.342	1:12.677	1:34.712	179.1
4	5:49.094	76.323		1:12.982	1:22.238	167.5
5	3:28.972	127.500	54.784	1:11.837	1:22.351	181.0
6	<b>3:27.585</b>	<b>128.352</b>	54.796	<b>1:11.704</b>	<b>1:21.085</b>	180.5
7	3:44.550	118.655	57.219	1:16.217	1:31.114	179.5
8	6:52.129	64.650		1:13.111	1:21.190	166.7
9	3:40.411	120.883	<b>54.433</b>	1:12.137	1:33.841	<b>183.0</b>
<i>Ideal</i>	<i>3:27.222</i>	<i>128.577</i>	<i>54.433</i>	<i>1:11.704</i>	<i>1:21.085</i>	<i>183.0</i>

### Qualifying Classification

Position

#### **8** 7 Gary JOHNSON

SBK Behind **6.182**

Best Time **3:28.363** Best Speed **127.873** On **8** Gp

Lap	Lap Time	Lap Speed	Sector 1	Sector 2	Sector 3	Speed Trap
1	5:07.174	85.276		1:23.767	1:29.550	90.3
2	3:39.663	121.295	56.259	1:16.325	1:27.079	183.0
3	3:38.262	122.073	55.381	1:15.581	1:27.300	189.1
4	3:35.320	123.741	55.246	1:13.732	1:26.342	189.7
5	3:32.900	125.148	54.939	1:14.203	1:23.758	<b>190.2</b>
6	3:30.796	126.397	55.171	1:12.872	1:22.753	189.7
7	3:29.747	127.029	<b>54.106</b>	<b>1:12.246</b>	1:23.395	189.7
8	<b>3:28.363</b>	<b>127.873</b>	54.369	1:12.259	<b>1:21.735</b>	186.5
9	3:43.991	118.951	55.513	1:13.878	1:34.600	188.1
<i>Ideal</i>	<i>3:28.087</i>	<i>128.042</i>	<i>54.106</i>	<i>1:12.246</i>	<i>1:21.735</i>	<i>190.2</i>

#### **9** 6 William DUNLOP

SBK Behind **6.419**

Best Time **3:28.600** Best Speed **127.728** On **6** Gp

Lap	Lap Time	Lap Speed	Sector 1	Sector 2	Sector 3	Speed Trap
1	3:53.315	112.272		1:16.981	1:28.717	169.2
2	3:33.095	125.033	55.997	1:13.650	1:23.448	<b>195.7</b>
3	3:35.828	123.450	54.417	1:12.244	1:29.167	194.0
4	9:57.207	44.614		1:15.931	1:27.634	170.5
5	3:29.439	127.216	54.857	1:12.365	1:22.217	192.9
6	<b>3:28.600</b>	<b>127.728</b>	<b>54.326</b>	<b>1:12.172</b>	<b>1:22.102</b>	192.4
7	3:56.817	112.509	57.948	1:19.614	1:39.255	183.0
<i>Ideal</i>	<i>3:28.600</i>	<i>127.728</i>	<i>54.326</i>	<i>1:12.172</i>	<i>1:22.102</i>	<i>195.7</i>

#### **10** 14 Dan KNEEN

SBK Behind **6.465**

Best Time **3:28.646** Best Speed **127.699** On **4** Gp

Lap	Lap Time	Lap Speed	Sector 1	Sector 2	Sector 3	Speed Trap
1	4:36.669	94.679		1:21.107	1:32.088	159.2
2	3:37.692	122.393	55.900	1:15.575	1:26.217	185.5
3	3:35.849	123.438	55.850	1:14.494	1:25.505	177.7
4	<b>3:28.646</b>	<b>127.699</b>	54.809	1:11.768	1:22.069	<b>187.0</b>
5	3:46.097	117.843	54.890	1:16.015	1:35.192	186.5
6	6:23.673	69.444		1:12.275	1:24.274	151.3
7	3:33.504	124.794	54.673	1:11.708	1:27.123	185.0
8	6:06.041	72.790		1:12.479	<b>1:22.036</b>	147.7
9	3:31.656	125.883	<b>54.277</b>	<b>1:11.181</b>	1:26.198	185.0
<i>Ideal</i>	<i>3:27.494</i>	<i>128.408</i>	<i>54.277</i>	<i>1:11.181</i>	<i>1:22.036</i>	<i>187.0</i>





# MCE INSURANCE ULSTER GRAND PRIX

## SUPERBIKE

### UGP Second Qualifying

Thursday, 11 August 2016

## DETAILED SECTOR ANALYSIS



### Qualifying Classification

Position

<b>11</b>	<b>19 Steve MERCER</b>	SBK	Behind	<b>7.544</b>		
Best Time	<b>3:29.725</b>	Best Speed	<b>127.042</b>	On <b>8</b> Gp		
Lap	Lap Time	Lap Speed	Sector 1	Sector 2	Sector 3	Speed Trap
1	5:41.639	76.674		1:19.018	1:31.374	158.8
2	11:08.641	39.848		1:15.995	1:24.595	174.4
3	3:36.876	122.853	55.394	1:13.656	1:27.826	<b>186.0</b>
4	6:14.619	71.123		1:14.106	1:23.428	176.3
5	3:30.455	126.602	55.034	1:13.223	<b>1:22.198</b>	185.0
6	3:30.322	126.682	<b>54.534</b>	1:12.257	1:23.531	<b>186.0</b>
7	3:30.845	126.368	55.788	1:12.652	1:22.405	184.0
8	<b>3:29.725</b>	<b>127.042</b>	55.144	<b>1:11.879</b>	1:22.702	<b>186.0</b>
<i>Ideal</i>	<i>3:28.611</i>	<i>127.721</i>	<i>54.534</i>	<i>1:11.879</i>	<i>1:22.198</i>	<i>186.0</i>

<b>12</b>	<b>36 Jamie COWARD</b>	SBK	Behind	<b>9.617</b>		
Best Time	<b>3:31.798</b>	Best Speed	<b>125.799</b>	On <b>7</b> Gp		
Lap	Lap Time	Lap Speed	Sector 1	Sector 2	Sector 3	Speed Trap
1	6:21.858	68.598		1:19.189	1:26.990	160.3
2	3:35.057	123.893	56.154	1:15.609	1:23.294	179.5
3	3:33.234	124.952	56.096	1:13.615	1:23.523	178.1
4	3:33.583	124.748	56.393	1:14.458	1:22.732	178.6
5	3:40.947	120.590	56.856	1:14.445	1:29.646	177.7
6	10:18.643	43.068		1:13.772	<b>1:22.659</b>	159.9
7	<b>3:31.798</b>	<b>125.799</b>	<b>55.256</b>	<b>1:13.409</b>	1:23.133	<b>182.0</b>
8	3:46.173	117.803	56.746	1:14.301	1:35.126	179.5
<i>Ideal</i>	<i>3:31.324</i>	<i>126.081</i>	<i>55.256</i>	<i>1:13.409</i>	<i>1:22.659</i>	<i>182.0</i>

<b>13</b>	<b>86 Derek McGEE</b>	SBK	Behind	<b>10.416</b>		
Best Time	<b>3:32.597</b>	Best Speed	<b>125.326</b>	On <b>4</b> Gp		
Lap	Lap Time	Lap Speed	Sector 1	Sector 2	Sector 3	Speed Trap
1	4:38.557	94.037		1:20.669	1:33.673	155.9
2	3:41.765	120.145	56.230	1:16.585	1:28.950	188.1
3	3:34.012	124.498	55.648	1:13.823	1:24.541	184.5
4	<b>3:32.597</b>	<b>125.326</b>	54.924	<b>1:13.141</b>	<b>1:24.532</b>	188.6
5	3:37.150	122.698	55.763	1:13.311	1:28.076	179.5
6	7:50.386	56.643		1:15.679	1:27.326	170.5
7	3:33.318	124.903	<b>54.816</b>	1:13.420	1:25.082	<b>190.2</b>
<i>Ideal</i>	<i>3:32.489</i>	<i>125.390</i>	<i>54.816</i>	<i>1:13.141</i>	<i>1:24.532</i>	<i>190.2</i>

### Qualifying Classification

Position

<b>14</b>	<b>22 Rob BARBER</b>	SBK	Behind	<b>11.295</b>		
Best Time	<b>3:33.476</b>	Best Speed	<b>124.810</b>	On <b>7</b> Gp		
Lap	Lap Time	Lap Speed	Sector 1	Sector 2	Sector 3	Speed Trap
1	4:15.999	102.323		1:25.752	1:28.998	159.6
2	3:37.419	122.547	57.026	1:15.592	1:24.801	175.8
3	3:35.691	123.528	56.216	1:15.101	1:24.374	178.1
4	3:35.265	123.773	<b>56.153</b>	1:14.989	1:24.123	178.1
5	3:52.659	114.519	57.924	1:17.766	1:36.969	175.3
6	9:44.539	45.581		1:15.301	1:23.636	160.7
7	<b>3:33.476</b>	<b>124.810</b>	56.393	1:13.801	<b>1:23.282</b>	<b>178.6</b>
8	3:34.141	124.423	56.650	1:13.781	1:23.710	<b>178.6</b>
9	3:34.955	123.951	56.544	1:13.957	1:24.454	177.2
10	3:35.360	123.718	56.569	<b>1:13.698</b>	1:25.093	176.7
<i>Ideal</i>	<i>3:33.133</i>	<i>125.011</i>	<i>56.153</i>	<i>1:13.698</i>	<i>1:23.282</i>	<i>178.6</i>

<b>15</b>	<b>111 Brian McCORMACK</b>	SBK	Behind	<b>11.746</b>		
Best Time	<b>3:33.927</b>	Best Speed	<b>124.547</b>	On <b>6</b> Gp		
Lap	Lap Time	Lap Speed	Sector 1	Sector 2	Sector 3	Speed Trap
1	4:01.813	108.326		1:21.019	1:31.139	163.4
2	3:43.111	119.420	57.943	1:17.923	1:27.245	<b>179.5</b>
3	3:40.296	120.946	57.862	1:16.785	1:25.649	174.9
4	3:51.375	115.155	58.239	1:18.175	1:34.961	176.3
5	12:11.565	36.420		1:14.924	1:35.176	164.6
6	<b>3:33.927</b>	<b>124.547</b>	56.511	<b>1:13.774</b>	<b>1:23.642</b>	<b>179.5</b>
7	3:44.160	118.861	<b>56.208</b>	1:16.419	1:31.533	179.1
<i>Ideal</i>	<i>3:33.624</i>	<i>124.724</i>	<i>56.208</i>	<i>1:13.774</i>	<i>1:23.642</i>	<i>179.5</i>

<b>16</b>	<b>20 Phillip CROWE</b>	SBK	Behind	<b>12.176</b>		
Best Time	<b>3:34.357</b>	Best Speed	<b>124.297</b>	On <b>8</b> Gp		
Lap	Lap Time	Lap Speed	Sector 1	Sector 2	Sector 3	Speed Trap
1	4:03.687	107.493		1:22.362	1:32.448	154.1
2	3:46.382	117.695	58.760	1:19.560	1:28.062	170.5
3	3:41.423	120.331	58.106	1:17.486	1:25.831	169.2
4	3:37.702	122.387	57.185	1:16.225	1:24.292	<b>171.3</b>
5	3:48.441	116.634	57.227	1:16.216	1:34.998	170.9
6	8:46.936	50.564		1:16.455	1:24.622	158.1
7	3:36.394	123.127	57.562	1:15.138	1:23.694	170.0
8	<b>3:34.357</b>	<b>124.297</b>	<b>56.744</b>	1:14.756	<b>1:22.857</b>	170.9
9	3:40.350	120.917	57.129	<b>1:14.537</b>	1:28.684	167.9
<i>Ideal</i>	<i>3:34.138</i>	<i>124.424</i>	<i>56.744</i>	<i>1:14.537</i>	<i>1:22.857</i>	<i>171.3</i>





### Qualifying Classification

Position

<b>17</b>	<b>34 Daniel COOPER</b>	SBK	Behind	<b>12.268</b>		
Best Time	<b>3:34.449</b>	Best Speed	<b>124.244</b>	On <b>7</b> Gp		
Lap	Lap Time	Lap Speed	Sector 1	Sector 2	Sector 3	Speed Trap
1	4:19.841	100.810		1:26.930	1:33.018	151.3
2	4:51.803	91.308		1:16.974	1:26.497	154.8
3	3:38.330	122.035	56.397	1:16.275	1:25.658	182.0
4	3:37.626	122.430	56.420	1:17.053	1:24.153	182.0
5	3:39.414	121.432	56.449	1:14.727	1:28.238	181.5
6	9:50.820	45.097		1:15.681	1:24.283	137.7
7	<b>3:34.449</b>	<b>124.244</b>	55.637	1:14.795	<b>1:24.017</b>	<b>184.0</b>
8	3:34.921	123.971	<b>55.634</b>	1:15.181	1:24.106	183.0
9	3:35.929	123.392	57.044	<b>1:14.295</b>	1:24.590	180.5
<i>Ideal</i>	<i>3:33.946</i>	<i>124.536</i>	<i>55.634</i>	<i>1:14.295</i>	<i>1:24.017</i>	<i>184.0</i>

<b>18</b>	<b>50 Daniel HEGARTY</b>	SBK	Behind	<b>13.725</b>		
Best Time	<b>3:35.906</b>	Best Speed	<b>123.405</b>	On <b>6</b> Gp		
Lap	Lap Time	Lap Speed	Sector 1	Sector 2	Sector 3	Speed Trap
1	12:12.984	35.737		1:18.842	1:28.133	158.1
2	3:44.864	118.489	59.126	1:17.180	1:28.558	171.3
3	3:38.042	122.196	56.330	1:15.719	1:25.993	182.0
4	3:39.235	121.532	56.788	1:16.803	1:25.644	<b>184.0</b>
5	3:36.531	123.049	56.998	1:14.666	<b>1:24.867</b>	182.0
6	<b>3:35.906</b>	<b>123.405</b>	<b>56.150</b>	1:14.828	1:24.928	181.0
7	3:41.988	120.024	58.386	<b>1:14.535</b>	1:29.067	173.5
8	3:48.379	116.666	59.706	1:16.620	1:32.053	179.1
<i>Ideal</i>	<i>3:35.552</i>	<i>123.608</i>	<i>56.150</i>	<i>1:14.535</i>	<i>1:24.867</i>	<i>184.0</i>

<b>19</b>	<b>56 David JACKSON</b>	SBK	Behind	<b>14.474</b>		
Best Time	<b>3:36.655</b>	Best Speed	<b>122.979</b>	On <b>7</b> Gp		
Lap	Lap Time	Lap Speed	Sector 1	Sector 2	Sector 3	Speed Trap
1	3:54.369	111.767		1:22.017	1:30.668	158.8
2	3:41.436	120.324	57.677	1:17.615	1:26.144	<b>183.5</b>
3	3:38.928	121.702	57.068	1:16.906	1:24.954	180.0
4	3:39.957	121.133	56.993	1:16.569	1:26.395	178.1
5	5:41.129	78.105		1:16.907	1:24.491	167.1
6	3:36.854	122.866	56.740	<b>1:15.788</b>	1:24.326	178.6
7	<b>3:36.655</b>	<b>122.979</b>	56.507	1:16.096	<b>1:24.052</b>	179.5
8	3:39.871	121.180	<b>56.475</b>	1:16.237	1:27.159	179.5
<i>Ideal</i>	<i>3:36.315</i>	<i>123.172</i>	<i>56.475</i>	<i>1:15.788</i>	<i>1:24.052</i>	<i>183.5</i>

### Qualifying Classification

Position

<b>20</b>	<b>75 Mike BOOTH</b>	SBK	Behind	<b>14.794</b>		
Best Time	<b>3:36.975</b>	Best Speed	<b>122.797</b>	On <b>6</b> Gp		
Lap	Lap Time	Lap Speed	Sector 1	Sector 2	Sector 3	Speed Trap
1	8:20.233	52.365		1:21.090	1:32.608	149.3
2	3:44.225	118.827	58.696	1:17.092	1:28.437	163.8
3	3:44.424	118.722	59.387	1:18.910	1:26.127	174.9
4	3:40.640	120.758	57.261	1:16.724	1:26.655	<b>182.5</b>
5	3:37.789	122.338	57.220	1:15.028	1:25.541	180.0
6	<b>3:36.975</b>	<b>122.797</b>	56.623	1:14.956	<b>1:25.396</b>	178.6
7	3:37.028	122.767	56.485	<b>1:14.167</b>	1:26.376	179.1
8	3:45.001	118.417	<b>56.412</b>	1:17.147	1:31.442	181.5
9	3:53.193	114.257	59.958	1:18.182	1:35.053	176.3
<i>Ideal</i>	<i>3:35.975</i>	<i>123.366</i>	<i>56.412</i>	<i>1:14.167</i>	<i>1:25.396</i>	<i>182.5</i>

<b>21</b>	<b>61 John WALSH</b>	SBK	Behind	<b>14.947</b>		
Best Time	<b>3:37.128</b>	Best Speed	<b>122.711</b>	On <b>8</b> Gp		
Lap	Lap Time	Lap Speed	Sector 1	Sector 2	Sector 3	Speed Trap
1	4:18.973	101.148		1:25.534	1:39.330	151.6
2	5:30.958	80.506		1:18.985	1:30.928	169.2
3	3:45.484	118.163	58.611	1:17.543	1:29.330	178.1
4	3:44.654	118.600	58.548	1:17.221	1:28.885	174.0
5	3:47.204	117.269	58.360	1:17.026	1:31.818	174.4
6	8:53.811	49.913		1:17.089	1:26.958	167.9
7	3:40.760	120.692	57.654	1:14.914	1:28.192	<b>182.5</b>
8	<b>3:37.128</b>	<b>122.711</b>	57.689	<b>1:14.297</b>	<b>1:25.142</b>	180.0
9	3:38.208	122.103	<b>57.103</b>	1:15.527	1:25.578	<b>182.5</b>
<i>Ideal</i>	<i>3:36.542</i>	<i>123.043</i>	<i>57.103</i>	<i>1:14.297</i>	<i>1:25.142</i>	<i>182.5</i>

<b>22</b>	<b>71 Davy MORGAN</b>	SBK	Behind	<b>15.083</b>		
Best Time	<b>3:37.264</b>	Best Speed	<b>122.634</b>	On <b>6</b> Gp		
Lap	Lap Time	Lap Speed	Sector 1	Sector 2	Sector 3	Speed Trap
1	5:25.293	80.526		1:27.735	1:39.607	140.6
2	3:49.929	115.879	1:00.204	1:19.795	1:29.930	163.4
3	3:42.237	119.890	57.657	1:16.680	1:27.900	179.1
4	3:40.823	120.658	57.589	1:16.352	1:26.882	179.1
5	3:41.017	120.552	57.439	1:16.881	1:26.697	178.1
6	<b>3:37.264</b>	<b>122.634</b>	<b>57.083</b>	<b>1:14.123</b>	<b>1:26.058</b>	<b>179.5</b>
7	3:53.544	114.085	57.463	1:18.368	1:37.713	177.7
<i>Ideal</i>	<i>3:37.264</i>	<i>122.634</i>	<i>57.083</i>	<i>1:14.123</i>	<i>1:26.058</i>	<i>179.5</i>

## SUPERBIKE

### UGP Second Qualifying

Thursday, 11 August 2016

## DETAILED SECTOR ANALYSIS

### Qualifying Classification

Position

#### **23** 23 Richard McLOUGHLIN

SBK Behind **15.437**

Best Time **3:37.618** Best Speed **122.435** On **6** Gp

Lap	Lap Time	Lap Speed	Sector 1	Sector 2	Sector 3	Speed Trap
1	4:30.136	96.968		1:31.092	1:39.426	141.7
2	3:51.111	115.286	58.194	1:19.948	1:32.969	<b>180.5</b>
3	3:43.474	119.226	59.184	1:16.350	1:27.940	168.3
4	3:42.597	119.696	59.172	1:17.631	1:25.794	172.2
5	3:38.448	121.969	57.004	1:15.843	1:25.601	177.2
6	<b>3:37.618</b>	<b>122.435</b>	<b>56.910</b>	1:15.481	<b>1:25.227</b>	178.6
7	3:38.479	121.952	57.194	<b>1:15.080</b>	1:26.205	177.7
8	3:38.151	122.135	57.498	1:15.290	1:25.363	179.5
9	3:38.631	121.867	57.233	1:15.145	1:26.253	178.6
10	3:41.113	120.499	58.919	1:15.126	1:27.068	174.4
11	3:59.318	111.333	59.014	1:20.144	1:40.160	177.2
<i>Ideal</i>	<i>3:37.217</i>	<i>122.661</i>	<i>56.910</i>	<i>1:15.080</i>	<i>1:25.227</i>	<i>180.5</i>

#### **24** 74 Dominic HERBERTSON

SBK Behind **15.633**

Best Time **3:37.814** Best Speed **122.324** On **8** Gp

Lap	Lap Time	Lap Speed	Sector 1	Sector 2	Sector 3	Speed Trap
1	5:04.432	86.044		1:20.873	1:30.977	107.7
2	3:43.923	118.987	58.352	1:17.638	1:27.933	175.3
3	3:43.493	119.216	57.827	1:17.643	1:28.023	177.7
4	3:43.073	119.441	57.677	1:17.814	1:27.582	172.6
5	3:41.156	120.476	57.703	1:16.462	1:26.991	<b>179.1</b>
6	3:42.306	119.853	58.509	1:16.957	1:26.840	<b>179.1</b>
7	3:39.230	121.534	57.821	1:15.987	1:25.422	168.7
8	<b>3:37.814</b>	<b>122.324</b>	<b>57.500</b>	<b>1:15.451</b>	<b>1:24.863</b>	170.9
9	3:45.482	118.164	58.919	1:16.425	1:30.138	164.2
<i>Ideal</i>	<i>3:37.814</i>	<i>122.324</i>	<i>57.500</i>	<i>1:15.451</i>	<i>1:24.863</i>	<i>179.1</i>

### Qualifying Classification

Position

#### **25** 47 Alistair KIRK

SBK Behind **15.788**

Best Time **3:37.969** Best Speed **122.237** On **6** Gp

Lap	Lap Time	Lap Speed	Sector 1	Sector 2	Sector 3	Speed Trap
1	4:24.995	98.850		1:27.207	1:37.107	154.8
2	3:49.124	116.286	1:00.566	1:18.608	1:29.950	149.0
3	3:44.296	118.789	57.903	1:17.855	1:28.538	170.5
4	3:41.807	120.122	58.156	1:16.583	1:27.068	174.0
5	3:40.393	120.893	58.115	1:15.976	1:26.302	<b>176.7</b>
6	<b>3:37.969</b>	<b>122.237</b>	57.373	1:15.110	<b>1:25.486</b>	173.1
7	3:47.379	117.179	<b>57.048</b>	1:15.400	1:34.931	<b>176.7</b>
8	8:48.881	50.378		1:15.959	1:26.516	158.8
9	3:38.557	121.909	57.862	<b>1:14.787</b>	1:25.908	<b>176.7</b>
10	3:47.610	117.060	59.255	1:18.638	1:29.717	174.4
<i>Ideal</i>	<i>3:37.321</i>	<i>122.602</i>	<i>57.048</i>	<i>1:14.787</i>	<i>1:25.486</i>	<i>176.7</i>

#### **26** 17 Mark GOODINGS

SBK Behind **16.422**

Best Time **3:38.603** Best Speed **121.883** On **10** Gp

Lap	Lap Time	Lap Speed	Sector 1	Sector 2	Sector 3	Speed Trap
1	4:50.255	90.247		1:25.016	1:35.968	139.7
2	3:48.527	116.590	1:00.343	1:19.418	1:28.766	173.1
3	3:48.907	116.396	58.796	1:17.056	1:33.055	179.5
4	3:41.499	120.289	58.456	1:16.068	1:26.975	170.0
5	3:45.169	118.329	56.652	1:16.151	1:32.366	181.5
6	3:45.295	118.263	1:00.434	1:17.377	1:27.484	177.2
7	3:44.908	118.466	57.157	1:15.726	1:32.025	181.0
8	6:09.158	72.175		1:16.819	1:27.550	149.3
9	3:39.519	121.374	<b>56.490</b>	1:16.240	1:26.789	<b>186.0</b>
10	<b>3:38.603</b>	<b>121.883</b>	57.409	<b>1:14.783</b>	<b>1:26.411</b>	181.0
<i>Ideal</i>	<i>3:37.684</i>	<i>122.397</i>	<i>56.490</i>	<i>1:14.783</i>	<i>1:26.411</i>	<i>186.0</i>

#### **27** 32 Ryan KNEEN

SBK Behind **16.532**

Best Time **3:38.713** Best Speed **121.822** On **5** Gp

Lap	Lap Time	Lap Speed	Sector 1	Sector 2	Sector 3	Speed Trap
1	4:47.933	90.975		1:23.934	1:31.916	139.4
2	3:43.942	118.977	57.388	1:18.311	1:28.243	180.0
3	3:40.582	120.789	57.319	1:15.885	1:27.378	181.5
4	3:44.308	118.783	57.258	1:18.066	1:28.984	179.5
5	<b>3:38.713</b>	<b>121.822</b>	57.030	1:15.818	<b>1:25.865</b>	180.5
6	3:42.587	119.701	<b>56.753</b>	<b>1:15.214</b>	1:30.620	<b>185.5</b>
<i>Ideal</i>	<i>3:37.832</i>	<i>122.314</i>	<i>56.753</i>	<i>1:15.214</i>	<i>1:25.865</i>	<i>185.5</i>

# MCE INSURANCE ULSTER GRAND PRIX

## SUPERBIKE

### UGP Second Qualifying

Thursday, 11 August 2016

## DETAILED SECTOR ANALYSIS



### Qualifying Classification

Position

**28**

**38 Matthew REES**

SBK Behind **18.698**

Best Time **3:40.879** Best Speed **120.627** On **4** Gp

Lap	Lap Time	Lap Speed	Sector 1	Sector 2	Sector 3	Speed Trap
1	4:19.047	101.119		1:25.393	1:31.489	151.6
2	3:43.555	119.183	58.354	1:17.650	1:27.551	169.6
3	3:44.309	118.782	58.706	1:17.595	1:28.008	168.7
4	<b>3:40.879</b>	<b>120.627</b>	57.798	1:16.078	1:27.003	<b>176.7</b>
5	3:46.422	117.674	<b>57.550</b>	1:16.738	1:32.134	176.3
6	5:56.494	74.739		<b>1:15.436</b>	<b>1:26.431</b>	149.6
7	3:41.162	120.473	58.111	1:16.144	1:26.907	171.3
8	3:44.768	118.540	58.180	1:16.207	1:30.381	174.0
<i>Ideal</i>	<i>3:39.417</i>	<i>121.431</i>	<i>57.550</i>	<i>1:15.436</i>	<i>1:26.431</i>	<i>176.7</i>

**29**

**41 Paul JORDAN**

SBK Behind **18.698**

Best Time **3:40.879** Best Speed **120.627** On **7** Gp

Lap	Lap Time	Lap Speed	Sector 1	Sector 2	Sector 3	Speed Trap
1	4:24.790	98.926		1:29.031	1:37.406	136.0
2	3:51.850	114.919	1:01.311	1:19.859	1:30.680	155.5
3	3:45.959	117.915	59.075	1:18.675	1:28.209	174.0
4	4:05.575	108.496	1:00.963	1:28.986	1:35.626	165.0
5	6:15.163	71.020		1:21.817	1:28.078	157.7
6	3:42.871	119.549	57.971	1:17.912	1:26.988	<b>177.7</b>
7	<b>3:40.879</b>	<b>120.627</b>	<b>57.559</b>	<b>1:17.045</b>	<b>1:26.275</b>	173.1
8	3:55.277	113.245	58.721	1:23.375	1:33.181	173.1
<i>Ideal</i>	<i>3:40.879</i>	<i>120.627</i>	<i>57.559</i>	<i>1:17.045</i>	<i>1:26.275</i>	<i>177.7</i>

**30**

**29 Mark PARRETT**

SBK Behind **18.874**

Best Time **3:41.055** Best Speed **120.531** On **7** Gp

Lap	Lap Time	Lap Speed	Sector 1	Sector 2	Sector 3	Speed Trap
1	4:50.796	90.079		1:24.267	1:33.985	150.0
2	3:48.467	116.621	1:00.084	1:19.446	1:28.937	176.7
3	3:48.159	116.778	58.819	1:17.133	1:32.207	<b>182.0</b>
4	3:41.185	120.460	58.097	<b>1:16.252</b>	1:26.836	173.1
5	3:46.933	117.409	58.121	1:16.382	1:32.430	178.1
6	8:19.370	53.355		1:17.082	1:29.039	163.0
7	<b>3:41.055</b>	<b>120.531</b>	<b>57.789</b>	1:16.652	<b>1:26.614</b>	177.2
8	3:42.615	119.686	58.235	1:16.719	1:27.661	177.2
9	3:47.875	116.924	58.736	1:17.143	1:31.996	176.3
<i>Ideal</i>	<i>3:40.655</i>	<i>120.749</i>	<i>57.789</i>	<i>1:16.252</i>	<i>1:26.614</i>	<i>182.0</i>

### Qualifying Classification

Position

**31**

**35 Stephen McKNIGHT**

SBK Behind **20.442**

Best Time **3:42.623** Best Speed **119.682** On **7** Gp

Lap	Lap Time	Lap Speed	Sector 1	Sector 2	Sector 3	Speed Trap
1	4:39.309	93.784		1:24.952	1:37.871	139.4
2	3:53.838	113.942	59.722	1:18.750	1:35.366	<b>174.4</b>
3	7:23.480	60.079		1:22.028	1:32.343	148.6
4	3:46.550	117.607	59.497	1:18.176	1:28.877	173.5
5	3:45.385	118.215	58.884	1:17.975	1:28.526	172.6
6	3:43.528	119.197	59.009	<b>1:17.060</b>	1:27.459	171.3
7	<b>3:42.623</b>	<b>119.682</b>	<b>58.517</b>	1:17.101	<b>1:27.005</b>	169.2
8	3:49.029	116.334	58.998	1:19.237	1:30.794	169.2
<i>Ideal</i>	<i>3:42.582</i>	<i>119.704</i>	<i>58.517</i>	<i>1:17.060</i>	<i>1:27.005</i>	<i>174.4</i>

**32**

**102 Julien TONUETTI**

SBK Behind **20.744**

Best Time **3:42.925** Best Speed **119.520** On **4** Gp

Lap	Lap Time	Lap Speed	Sector 1	Sector 2	Sector 3	Speed Trap
1	11:49.912	36.898		1:23.582	1:39.427	154.1
2	6:09.059	72.194		1:18.795	1:30.063	161.9
3	3:43.780	119.063	58.243	1:17.375	<b>1:28.162</b>	181.0
4	<b>3:42.925</b>	<b>119.520</b>	<b>57.183</b>	1:17.444	1:28.298	<b>183.0</b>
5	3:43.402	119.265	57.302	<b>1:16.948</b>	1:29.152	<b>183.0</b>
6	3:47.798	116.963	58.274	1:17.305	1:32.219	181.0
<i>Ideal</i>	<i>3:42.293</i>	<i>119.860</i>	<i>57.183</i>	<i>1:16.948</i>	<i>1:28.162</i>	<i>183.0</i>

**33**

**21 Alan CONNOR**

SBK Behind **20.949**

Best Time **3:43.130** Best Speed **119.410** On **5** Gp

Lap	Lap Time	Lap Speed	Sector 1	Sector 2	Sector 3	Speed Trap
1	5:25.334	80.516		1:22.630	1:36.662	153.0
2	3:47.688	117.020	59.368	1:18.326	1:29.994	170.5
3	3:45.310	118.255	58.960	1:17.635	1:28.715	171.3
4	3:43.500	119.212	58.483	1:17.415	1:27.602	<b>174.0</b>
5	<b>3:43.130</b>	<b>119.410</b>	58.954	1:16.959	<b>1:27.217</b>	170.9
6	3:49.579	116.056	<b>58.301</b>	1:19.128	1:32.150	172.2
7	9:58.332	44.530		1:18.209	1:27.928	161.5
8	3:44.529	118.666	58.564	<b>1:16.701</b>	1:29.264	173.1
9	3:44.939	118.450	59.628	1:16.860	1:28.451	170.9
<i>Ideal</i>	<i>3:42.219</i>	<i>119.900</i>	<i>58.301</i>	<i>1:16.701</i>	<i>1:27.217</i>	<i>174.0</i>



# MCE INSURANCE ULSTER GRAND PRIX

## SUPERBIKE

### UGP Second Qualifying

Thursday, 11 August 2016

## DETAILED SECTOR ANALYSIS



### Qualifying Classification

Position

#### 34 84 Sam WEST

SBK Behind 21.617

Best Time 3:43.798 Best Speed 119.054 On 3 Gp

Lap	Lap Time	Lap Speed	Sector 1	Sector 2	Sector 3	Speed Trap
1	4:36.569	94.713		1:22.075	1:34.603	148.6
2	3:46.237	117.770	57.656	1:18.049	1:30.532	166.2
3	<b>3:43.798</b>	<b>119.054</b>	57.961	1:18.008	<b>1:27.829</b>	170.5
4	3:59.982	111.025	57.766	1:21.226	1:40.990	176.7
5	6:47.989	65.306		1:17.714	1:28.264	167.1
6	3:51.111	115.286	<b>57.307</b>	<b>1:17.277</b>	1:36.527	<b>178.6</b>
<i>Ideal</i>	<i>3:42.413</i>	<i>119.795</i>	<i>57.307</i>	<i>1:17.277</i>	<i>1:27.829</i>	<i>178.6</i>

#### 35 62 Fabrice MIGUET

SBK Behind 22.150

Best Time 3:44.331 Best Speed 118.771 On 5 Gp

Lap	Lap Time	Lap Speed	Sector 1	Sector 2	Sector 3	Speed Trap
1	5:13.158	83.647		1:24.310	1:33.758	125.6
2	3:50.840	115.422	1:00.373	1:19.713	1:30.754	167.9
3	3:47.793	116.966	59.613	1:18.711	1:29.469	172.6
4	3:46.262	117.757	59.207	1:18.217	1:28.838	<b>180.5</b>
5	<b>3:44.331</b>	<b>118.771</b>	58.763	<b>1:17.163</b>	1:28.405	176.3
6	3:45.924	117.933	59.120	1:18.664	<b>1:28.140</b>	175.3
7	3:44.540	118.660	<b>58.590</b>	1:17.188	1:28.762	174.0
8	3:51.112	115.286	59.058	1:18.252	1:33.802	177.7
<i>Ideal</i>	<i>3:43.893</i>	<i>119.003</i>	<i>58.590</i>	<i>1:17.163</i>	<i>1:28.140</i>	<i>180.5</i>

#### 36 16 Dave HEWSON

SBK Behind 22.154

Best Time 3:44.335 Best Speed 118.769 On 6 Gp

Lap	Lap Time	Lap Speed	Sector 1	Sector 2	Sector 3	Speed Trap
1	4:42.199	92.823		1:25.794	1:35.497	148.6
2	3:53.016	114.344	1:00.088	1:21.209	1:31.719	174.4
3	3:53.813	113.954	59.275	1:19.681	1:34.857	175.3
4	10:52.003	40.865		1:19.557	1:29.590	165.0
5	3:45.145	118.341	58.666	1:18.444	<b>1:28.035</b>	175.3
6	<b>3:44.335</b>	<b>118.769</b>	<b>57.966</b>	1:17.747	1:28.622	<b>177.7</b>
7	3:44.919	118.460	58.555	1:17.738	1:28.626	174.4
8	<b>3:44.335</b>	<b>118.769</b>	58.456	1:17.581	1:28.298	170.0
9	3:47.882	116.920	58.458	<b>1:17.219</b>	1:32.205	174.9
<i>Ideal</i>	<i>3:43.220</i>	<i>119.362</i>	<i>57.966</i>	<i>1:17.219</i>	<i>1:28.035</i>	<i>177.7</i>

### Qualifying Classification

Position

#### 37 182 Xavier DENIS

SBK Behind 22.606

Best Time 3:44.787 Best Speed 118.530 On 5 Gp

Lap	Lap Time	Lap Speed	Sector 1	Sector 2	Sector 3	Speed Trap
1	5:15.293	83.080		1:27.992	1:37.414	138.5
2	3:52.277	114.708	58.821	1:20.646	1:32.810	183.5
3	3:50.232	115.727	58.245	1:19.299	1:32.688	182.5
4	5:40.211	78.316		1:18.373	1:31.330	164.2
5	<b>3:44.787</b>	<b>118.530</b>	58.024	<b>1:18.015</b>	<b>1:28.748</b>	<b>184.0</b>
6	3:45.494	118.158	57.773	1:18.133	1:29.588	<b>184.0</b>
7	3:45.405	118.205	<b>57.700</b>	1:18.394	1:29.311	183.5
8	3:50.487	115.599	58.544	1:18.893	1:33.050	<b>184.0</b>
<i>Ideal</i>	<i>3:44.463</i>	<i>118.701</i>	<i>57.700</i>	<i>1:18.015</i>	<i>1:28.748</i>	<i>184.0</i>

#### 38 94 Gavin LUPTON

SBK Behind 24.557

Best Time 3:46.738 Best Speed 117.510 On 4 Gp

Lap	Lap Time	Lap Speed	Sector 1	Sector 2	Sector 3	Speed Trap
1	10:58.670	39.769		1:21.210	1:31.963	161.1
2	3:49.625	116.032	59.265	<b>1:17.979</b>	1:32.381	165.8
3	5:32.996	80.013		1:18.388	1:28.168	162.2
4	<b>3:46.738</b>	<b>117.510</b>	59.858	1:18.779	<b>1:28.101</b>	<b>170.9</b>
5	4:59.379	88.997	<b>58.223</b>	2:26.509	1:34.647	169.6
<i>Ideal</i>	<i>3:44.303</i>	<i>118.786</i>	<i>58.223</i>	<i>1:17.979</i>	<i>1:28.101</i>	<i>170.9</i>

#### 39 64 Frank GALLAGHER

SBK Behind 24.907

Best Time 3:47.088 Best Speed 117.329 On 6 Gp

Lap	Lap Time	Lap Speed	Sector 1	Sector 2	Sector 3	Speed Trap
1	4:30.856	96.711		1:24.566	1:36.036	155.9
2	3:50.981	115.351	58.845	1:19.460	1:32.676	170.5
3	3:50.550	115.567	59.591	1:18.520	1:32.439	174.4
4	3:50.647	115.518	1:00.393	1:19.096	1:31.158	165.0
5	3:50.383	115.651	<b>58.715</b>	1:18.421	1:33.247	<b>180.0</b>
6	<b>3:47.088</b>	<b>117.329</b>	1:00.121	<b>1:16.707</b>	<b>1:30.260</b>	159.9
<i>Ideal</i>	<i>3:45.682</i>	<i>118.060</i>	<i>58.715</i>	<i>1:16.707</i>	<i>1:30.260</i>	<i>180.0</i>



# MCE INSURANCE ULSTER GRAND PRIX

## SUPERBIKE

### UGP Second Qualifying

Thursday, 11 August 2016

## DETAILED SECTOR ANALYSIS



### Qualifying Classification

Position

#### 40 95 Ben REA

SBK Behind 26.373

Best Time 3:48.554 Best Speed 116.576 On 7 Gp

Lap	Lap Time	Lap Speed	Sector 1	Sector 2	Sector 3	Speed Trap
1	7:59.642	54.613		1:27.680	1:38.554	144.2
2	4:00.545	110.765	1:01.065	1:23.608	1:35.872	169.6
3	4:01.757	110.210	1:03.222	1:24.669	1:33.866	158.8
4	3:54.133	113.798	59.252	1:21.885	1:32.996	174.4
5	3:57.401	112.232	59.751	1:20.640	1:37.010	167.9
6	9:34.922	46.344		1:21.118	1:32.099	154.8
7	<b>3:48.554</b>	<b>116.576</b>	58.829	1:19.148	<b>1:30.577</b>	174.0
8	3:48.672	116.516	<b>58.336</b>	<b>1:19.056</b>	1:31.280	<b>175.3</b>
<i>Ideal</i>	<i>3:47.969</i>	<i>116.875</i>	<i>58.336</i>	<i>1:19.056</i>	<i>1:30.577</i>	<i>175.3</i>

#### 41 30 Paul CRANSTON

SBK Behind 27.570

Best Time 3:49.751 Best Speed 115.969 On 8 Gp

Lap	Lap Time	Lap Speed	Sector 1	Sector 2	Sector 3	Speed Trap
1	15:24.526	28.333		1:24.685	1:36.253	147.7
2	3:55.967	112.914	1:01.855	1:21.918	1:32.194	<b>168.3</b>
3	3:52.013	114.838	<b>1:00.269</b>	1:21.120	1:30.624	161.5
4	3:50.478	115.603	1:00.538	1:19.765	1:30.175	165.0
5	3:50.473	115.606	1:00.320	1:20.092	1:30.061	165.8
6	3:52.396	114.649	1:01.732	1:19.662	1:31.002	150.3
7	3:52.480	114.608	1:01.769	1:19.586	1:31.125	163.0
8	<b>3:49.751</b>	<b>115.969</b>	1:00.688	<b>1:19.166</b>	<b>1:29.897</b>	163.4
<i>Ideal</i>	<i>3:49.332</i>	<i>116.181</i>	<i>1:00.269</i>	<i>1:19.166</i>	<i>1:29.897</i>	<i>168.3</i>

#### 42 99 Adrian CLARK

SBK Behind 28.651

Best Time 3:50.832 Best Speed 115.426 On 3 Gp

Lap	Lap Time	Lap Speed	Sector 1	Sector 2	Sector 3	Speed Trap
1	4:25.925	98.504		1:28.267	1:38.228	142.6
2	3:55.161	113.301	1:00.908	1:21.235	1:33.018	162.2
3	<b>3:50.832</b>	<b>115.426</b>	<b>59.140</b>	<b>1:19.081</b>	<b>1:32.611</b>	177.7
4	4:09.624	106.736	59.951	1:23.921	1:45.752	<b>180.0</b>
<i>Ideal</i>	<i>3:50.832</i>	<i>115.426</i>	<i>59.140</i>	<i>1:19.081</i>	<i>1:32.611</i>	<i>180.0</i>

### Qualifying Classification

Position

#### 43 24 Andrew SELLARS

SBK Behind 29.648

Best Time 3:51.829 Best Speed 114.929 On 5 Gp

Lap	Lap Time	Lap Speed	Sector 1	Sector 2	Sector 3	Speed Trap
1	4:52.177	89.653		1:25.610	1:35.883	152.3
2	3:56.042	112.878	1:00.471	1:22.307	1:33.264	167.5
3	3:56.327	112.742	1:02.282	1:22.495	1:31.550	155.5
4	3:53.449	114.132	1:00.999	1:20.627	1:31.823	<b>174.0</b>
5	<b>3:51.829</b>	<b>114.929</b>	1:00.353	1:20.567	<b>1:30.909</b>	161.5
6	3:51.851	114.918	<b>59.864</b>	1:20.434	1:31.553	<b>174.0</b>
7	3:53.034	114.335	1:00.889	1:20.723	1:31.422	171.3
8	3:53.671	114.023	1:00.093	<b>1:20.066</b>	1:33.512	167.5
<i>Ideal</i>	<i>3:50.839</i>	<i>115.422</i>	<i>59.864</i>	<i>1:20.066</i>	<i>1:30.909</i>	<i>174.0</i>

#### 44 44 Forest DUNN

SBK Behind 31.644

Best Time 3:53.825 Best Speed 113.948 On 2 Gp

Lap	Lap Time	Lap Speed	Sector 1	Sector 2	Sector 3	Speed Trap
1	4:42.927	92.585		1:25.439	1:36.004	143.3
2	<b>3:53.825</b>	<b>113.948</b>	<b>1:00.140</b>	<b>1:20.656</b>	<b>1:33.029</b>	159.9
3	3:57.500	112.185	1:01.813	1:21.240	1:34.447	<b>161.1</b>
<i>Ideal</i>	<i>3:53.825</i>	<i>113.948</i>	<i>1:00.140</i>	<i>1:20.656</i>	<i>1:33.029</i>	<i>161.1</i>

#### 45 25 Donald MacFADYEN

SBK Behind 32.649

Best Time 3:54.830 Best Speed 113.461 On 5 Gp

Lap	Lap Time	Lap Speed	Sector 1	Sector 2	Sector 3	Speed Trap
1	4:04.762	107.021		1:25.108	1:36.222	102.5
2	3:57.020	112.412	1:01.062	1:23.316	<b>1:32.642</b>	163.8
3	3:59.109	111.430	1:00.633	1:22.567	1:35.909	<b>179.1</b>
4	3:57.479	112.195	1:02.080	1:22.322	1:33.077	149.3
5	<b>3:54.830</b>	<b>113.461</b>	59.889	1:21.673	1:33.268	170.0
6	3:56.368	112.722	1:01.061	1:21.902	1:33.405	169.6
7	3:54.915	113.420	1:00.362	1:21.896	1:32.657	170.5
8	4:00.034	111.001	<b>59.764</b>	<b>1:20.398</b>	1:39.872	168.3
<i>Ideal</i>	<i>3:52.804</i>	<i>114.448</i>	<i>59.764</i>	<i>1:20.398</i>	<i>1:32.642</i>	<i>179.1</i>





### Qualifying Classification

Position

**46** 37 Paul DUCKETT

SBK Behind 33.801

Best Time 3:55.982 Best Speed 112.907 On 3 Gp

Lap	Lap Time	Lap Speed	Sector 1	Sector 2	Sector 3	Speed Trap
1	4:32.881	95.993		1:27.370	1:38.492	143.0
2	3:57.077	112.385	1:02.040	1:22.345	1:32.692	164.2
3	<b>3:55.982</b>	<b>112.907</b>	1:01.635	1:22.108	1:32.239	165.4
4	3:58.016	111.942	1:01.591	1:21.964	1:34.461	165.4
5	3:56.578	112.622	1:02.973	1:21.951	<b>1:31.654</b>	162.6
6	3:59.628	111.189	<b>1:01.417</b>	<b>1:21.544</b>	1:36.667	<b>166.7</b>
<i>Ideal</i>	<i>3:54.615</i>	<i>113.565</i>	<i>1:01.417</i>	<i>1:21.544</i>	<i>1:31.654</i>	<i>166.7</i>

### Non Qualifiers

Position

**28 Paul GARTLAND**

SBK Behind 37.892

Best Time 4:00.073 Best Speed 110.983 On 2 Gp

Lap	Lap Time	Lap Speed	Sector 1	Sector 2	Sector 3	Speed Trap
1	4:47.807	91.015		1:29.431	1:36.405	123.3
2	<b>4:00.073</b>	<b>110.983</b>	1:02.649	<b>1:23.913</b>	<b>1:33.511</b>	158.1
3	4:42.409	94.345	<b>1:02.041</b>	1:24.297	2:16.071	<b>168.3</b>
<i>Ideal</i>	<i>3:59.465</i>	<i>111.265</i>	<i>1:02.041</i>	<i>1:23.913</i>	<i>1:33.511</i>	<i>168.3</i>

**72 Gareth KEYS**

SBK Behind 1:04.983

Best Time 4:27.164 Best Speed 99.729 On 1 Gp

Lap	Lap Time	Lap Speed	Sector 1	Sector 2	Sector 3	Speed Trap
1	<b>4:27.164</b>	98.047		<b>1:28.444</b>	<b>1:40.050</b>	<b>138.3</b>
<i>Ideal</i>	<i>0.000</i>	<i>0.000</i>		<i>1:28.444</i>	<i>1:40.050</i>	<i>138.3</i>

# MCE INSURANCE ULSTER GRAND PRIX

## SUPERBIKE

### UGP Second Qualifying

## SECTOR ANALYSIS

Perfect Lap (sum of best sectors) = 3:22.111



SECTOR 1 FINISH - TULLYRUSK			SECTOR 2 TULLYRUSK - JORDAN'S			SECTOR 3 JORDAN'S - FINISH			IDEAL / BEST COMPARISON						
Pos	No	Name	Time	No	Name	Time	Pos	No	Name	Ideal Time	Best Tim	Diff			
1	5	Bruce ANSTEY	52.911	1	Michael DUNLOP	1:09.425	60	Peter HICKMAN	1:19.775	1	1	Michael DUNLOP	3:22.181	3:22.181	0.000
2	1	Michael DUNLOP	52.961	60	Peter HICKMAN	1:10.026	1	Michael DUNLOP	1:19.795	2	60	Peter HICKMAN	3:23.291	3:23.291	0.000
3	60	Peter HICKMAN	53.490	5	Bruce ANSTEY	1:10.142	4	Ian HUTCHINSON	1:20.063	3	5	Bruce ANSTEY	3:23.432	3:24.608	1.176
4	4	Ian HUTCHINSON	53.517	2	Dean HARRISON	1:10.360	10	Conor CUMMINS	1:20.258	4	4	Ian HUTCHINSON	3:24.739	3:24.739	0.000
5	10	Conor CUMMINS	53.804	10	Conor CUMMINS	1:10.788	5	Bruce ANSTEY	1:20.379	5	2	Dean HARRISON	3:25.078	3:25.078	0.000
6	2	Dean HARRISON	53.963	4	Ian HUTCHINSON	1:11.159	2	Dean HARRISON	1:20.755	6	10	Conor CUMMINS	3:24.850	3:26.008	1.158
7	7	Gary JOHNSON	54.106	14	Dan KNEEN	1:11.181	51	Derek SHEILS	1:21.085	7	51	Derek SHEILS	3:27.222	3:27.585	0.363
8	14	Dan KNEEN	54.277	51	Derek SHEILS	1:11.704	7	Gary JOHNSON	1:21.735	8	7	Gary JOHNSON	3:28.087	3:28.363	0.276
9	6	William DUNLOP	54.326	19	Steve MERCER	1:11.879	14	Dan KNEEN	1:22.036	9	6	William DUNLOP	3:28.600	3:28.600	0.000
10	51	Derek SHEILS	54.433	6	William DUNLOP	1:12.172	6	William DUNLOP	1:22.102	10	14	Dan KNEEN	3:27.494	3:28.646	1.152
11	19	Steve MERCER	54.534	7	Gary JOHNSON	1:12.246	19	Steve MERCER	1:22.198	11	19	Steve MERCER	3:28.611	3:29.725	1.114
12	86	Derek McGEE	54.816	86	Derek McGEE	1:13.141	36	Jamie COWARD	1:22.659	12	36	Jamie COWARD	3:31.324	3:31.798	0.474
13	36	Jamie COWARD	55.256	36	Jamie COWARD	1:13.409	20	Phillip CROWE	1:22.857	13	86	Derek McGEE	3:32.489	3:32.597	0.108
14	34	Daniel COOPER	55.634	22	Rob BARBER	1:13.698	22	Rob BARBER	1:23.282	14	22	Rob BARBER	3:33.133	3:33.476	0.343
15	50	Daniel HEGARTY	56.150	111	Brian McCORMACK	1:13.774	111	Brian McCORMACK	1:23.642	15	111	Brian McCORMACK	3:33.624	3:33.927	0.303
16	22	Rob BARBER	56.153	71	Davy MORGAN	1:14.123	34	Daniel COOPER	1:24.017	16	20	Phillip CROWE	3:34.138	3:34.357	0.219
17	111	Brian McCORMACK	56.208	75	Mike BOOTH	1:14.167	56	David JACKSON	1:24.052	17	34	Daniel COOPER	3:33.946	3:34.449	0.503
18	75	Mike BOOTH	56.412	34	Daniel COOPER	1:14.295	86	Derek McGEE	1:24.532	18	50	Daniel HEGARTY	3:35.552	3:35.906	0.354
19	56	David JACKSON	56.475	61	John WALSH	1:14.297	74	Dominic HERBERTSON	1:24.863	19	56	David JACKSON	3:36.315	3:36.655	0.340
20	17	Mark GOODINGS	56.490	50	Daniel HEGARTY	1:14.535	50	Daniel HEGARTY	1:24.867	20	75	Mike BOOTH	3:35.975	3:36.975	1.000
21	20	Phillip CROWE	56.744	20	Phillip CROWE	1:14.537	61	John WALSH	1:25.142	21	61	John WALSH	3:36.542	3:37.128	0.586
22	32	Ryan KNEEN	56.753	17	Mark GOODINGS	1:14.783	23	Richard McLOUGHLIN	1:25.227	22	71	Davy MORGAN	3:37.264	3:37.264	0.000
23	23	Richard McLOUGHLIN	56.910	47	Alistair KIRK	1:14.787	75	Mike BOOTH	1:25.396	23	23	Richard McLOUGHLIN	3:37.217	3:37.618	0.401
24	47	Alistair KIRK	57.048	23	Richard McLOUGHLIN	1:15.080	47	Alistair KIRK	1:25.486	24	74	Dominic HERBERTSON	3:37.814	3:37.814	0.000
25	71	Davy MORGAN	57.083	32	Ryan KNEEN	1:15.214	32	Ryan KNEEN	1:25.865	25	47	Alistair KIRK	3:37.321	3:37.969	0.648
26	61	John WALSH	57.103	38	Matthew REES	1:15.436	71	Davy MORGAN	1:26.058	26	17	Mark GOODINGS	3:37.684	3:38.603	0.919
27	102	Julien TONUITTI	57.183	74	Dominic HERBERTSON	1:15.451	41	Paul JORDAN	1:26.275	27	32	Ryan KNEEN	3:37.832	3:38.713	0.881
28	84	Sam WEST	57.307	56	David JACKSON	1:15.788	17	Mark GOODINGS	1:26.411	28	38	Matthew REES	3:39.417	3:40.879	1.462
29	74	Dominic HERBERTSON	57.500	29	Mark PARRETT	1:16.252	38	Matthew REES	1:26.431	29	41	Paul JORDAN	3:40.879	3:40.879	0.000
30	38	Matthew REES	57.550	21	Alan CONNOR	1:16.701	29	Mark PARRETT	1:26.614	30	29	Mark PARRETT	3:40.655	3:41.055	0.400
31	41	Paul JORDAN	57.559	64	Frank GALLAGHER	1:16.707	35	Stephen McKNIGHT	1:27.005	31	35	Stephen McKNIGHT	3:42.582	3:42.623	0.041
32	182	Xavier DENIS	57.700	102	Julien TONUITTI	1:16.948	21	Alan CONNOR	1:27.217	32	102	Julien TONUITTI	3:42.293	3:42.925	0.632
33	29	Mark PARRETT	57.789	41	Paul JORDAN	1:17.045	84	Sam WEST	1:27.829	33	21	Alan CONNOR	3:42.219	3:43.130	0.911
34	16	Dave HEWSON	57.966	35	Stephen McKNIGHT	1:17.060	16	Dave HEWSON	1:28.035	34	84	Sam WEST	3:42.413	3:43.798	1.385
35	94	Gavin LUPTON	58.223	62	Fabrice MIGUET	1:17.163	94	Gavin LUPTON	1:28.101	35	62	Fabrice MIGUET	3:43.893	3:44.331	0.438
36	21	Alan CONNOR	58.301	16	Dave HEWSON	1:17.219	62	Fabrice MIGUET	1:28.140	36	16	Dave HEWSON	3:43.220	3:44.335	1.115
37	95	Ben REA	58.336	84	Sam WEST	1:17.277	102	Julien TONUITTI	1:28.162	37	182	Xavier DENIS	3:44.463	3:44.787	0.324
38	35	Stephen McKNIGHT	58.517	94	Gavin LUPTON	1:17.979	182	Xavier DENIS	1:28.748	38	94	Gavin LUPTON	3:44.303	3:46.738	2.435
39	62	Fabrice MIGUET	58.590	182	Xavier DENIS	1:18.015	30	Paul CRANSTON	1:29.897	39	64	Frank GALLAGHER	3:45.682	3:47.088	1.406
40	64	Frank GALLAGHER	58.715	95	Ben REA	1:19.056	64	Frank GALLAGHER	1:30.260	40	95	Ben REA	3:47.969	3:48.554	0.585
41	99	Adrian CLARK	59.140	99	Adrian CLARK	1:19.081	95	Ben REA	1:30.577	41	30	Paul CRANSTON	3:49.332	3:49.751	0.419
42	25	Donald MacFADYEN	59.764	30	Paul CRANSTON	1:19.166	24	Andrew SELLARS	1:30.909	42	99	Adrian CLARK	3:50.832	3:50.832	0.000
43	24	Andrew SELLARS	59.864	24	Andrew SELLARS	1:20.066	37	Paul DUCKETT	1:31.654	43	24	Andrew SELLARS	3:50.839	3:51.829	0.990
44	44	Forest DUNN	1:00.140	25	Donald MacFADYEN	1:20.398	99	Adrian CLARK	1:32.611	44	44	Forest DUNN	3:53.825	3:53.825	0.000
45	30	Paul CRANSTON	1:00.269	44	Forest DUNN	1:20.656	25	Donald MacFADYEN	1:32.642	45	25	Donald MacFADYEN	3:52.804	3:54.830	2.026
46	37	Paul DUCKETT	1:01.417	37	Paul DUCKETT	1:21.544	44	Forest DUNN	1:33.029	46	37	Paul DUCKETT	3:54.615	3:55.982	1.367
47	28	Paul GARTLAND	1:02.041	28	Paul GARTLAND	1:23.913	28	Paul GARTLAND	1:33.511	47	28	Paul GARTLAND	3:59.465	4:00.073	0.608
				72	Gareth KEYS	1:28.444	72	Gareth KEYS	1:40.050						



# MCE INSURANCE ULSTER GRAND PRIX

## SUPERBIKE

UGP Second Qualifying

Thursday, 11 August 2016



ON FLYING KILO

### SPEED TRAP

Class	No/Name	Fastest	Lap 1	Lap 2	Lap 3	Lap 4	Lap 5	Lap 6	Lap 7	Lap 8	Lap 9	Lap 10	Lap 11	Lap 12
SBK	5 Bruce ANSTEY	196.3	135.2	185.0	190.2	194.6	192.9	192.9	162.2	195.7	196.3	193.5		
SBK	6 William DUNLOP	195.7	169.2	195.7	194.0	170.5	192.9	192.4	183.0					
SBK	4 Ian HUTCHINSON	194.6	171.3	179.5	188.6	193.5	194.6	174.4	191.8	166.2	191.8			
SBK	1 Michael DUNLOP	192.9	170.5	189.1	180.5	170.5	190.7	190.7	145.1	190.2	191.8	192.9		
SBK	2 Dean HARRISON	190.2	164.2	175.8	189.1	190.2	188.6	174.0	190.2	188.6	189.1	184.5		
SBK	7 Gary JOHNSON	190.2	90.3	183.0	189.1	189.7	190.2	189.7	189.7	186.5	188.1			
SBK	86 Derek McGEE	190.2	155.9	188.1	184.5	188.6	179.5	170.5	190.2					
SBK	60 Peter HICKMAN	189.7	168.7	189.1	189.1	189.1	188.1	172.6	189.7	187.0	162.6			
SBK	10 Conor CUMMINS	188.1	159.6	183.0	184.5	161.9	186.0	188.1	185.5					
SBK	14 Dan KNEEN	187.0	159.2	185.5	177.7	187.0	186.5	151.3	185.0	147.7	185.0			
SBK	17 Mark GOODINGS	186.0	139.7	173.1	179.5	170.0	181.5	177.2	181.0	149.3	186.0	181.0		
SBK	19 Steve MERCER	186.0	158.8	174.4	186.0	176.3	185.0	186.0	184.0	186.0				
SBK	32 Ryan KNEEN	185.5	139.4	180.0	181.5	179.5	180.5	185.5						
SBK	182 Xavier DENIS	184.0	138.5	183.5	182.5	164.2	184.0	184.0	183.5	184.0				
SBK	34 Daniel COOPER	184.0	151.3	154.8	182.0	182.0	181.5	137.7	184.0	183.0	180.5			
SBK	50 Daniel HEGARTY	184.0	158.1	171.3	182.0	184.0	182.0	181.0	173.5	179.1				
SBK	56 David JACKSON	183.5	158.8	183.5	180.0	178.1	167.1	178.6	179.5	179.5				
SBK	102 Julien TONUITTI	183.0	154.1	161.9	181.0	183.0	183.0	181.0						
SBK	51 Derek SHEILS	183.0	150.6	179.5	179.1	167.5	181.0	180.5	179.5	166.7	183.0			
SBK	61 John WALSH	182.5	151.6	169.2	178.1	174.0	174.4	167.9	182.5	180.0	182.5			
SBK	75 Mike BOOTH	182.5	149.3	163.8	174.9	182.5	180.0	178.6	179.1	181.5	176.3			
SBK	29 Mark PARRETT	182.0	150.0	176.7	182.0	173.1	178.1	163.0	177.2	177.2	176.3			
SBK	36 Jamie COWARD	182.0	160.3	179.5	178.1	178.6	177.7	159.9	182.0	179.5				
SBK	23 Richard McLoughlin	180.5	141.7	180.5	168.3	172.2	177.2	178.6	177.7	179.5	178.6	174.4	177.2	
SBK	62 Fabrice MIGUET	180.5	125.6	167.9	172.6	180.5	176.3	175.3	174.0	177.7				
SBK	99 Adrian CLARK	180.0	142.7	162.2	177.7	180.0								
SBK	64 Frank GALLAGHER	180.0	155.9	170.5	174.4	165.0	180.0	159.9						
SBK	71 Davy MORGAN	179.5	140.6	163.4	179.1	179.1	178.1	179.5	177.7					
SBK	111 Brian McCORMACK	179.5	163.4	179.5	174.9	176.3	164.6	179.5	179.1					
SBK	25 Donald MacFadyen	179.1	102.5	163.8	179.1	149.3	170.0	169.6	170.5	168.3				
SBK	74 Dominic HERBERTSON	179.1	107.7	175.3	177.7	172.6	179.1	179.1	168.7	170.9	164.2			
SBK	84 Sam WEST	178.6	148.6	166.2	170.5	176.7	167.1	178.6						
SBK	22 Rob BARBER	178.6	159.6	175.8	178.1	178.1	175.3	160.7	178.6	178.6	177.2	176.7		
SBK	16 Dave HEWSON	177.7	148.6	174.4	175.3	165.0	175.3	177.7	174.4	170.0	174.9			
SBK	41 Paul JORDAN	177.7	136.0	155.5	174.0	165.0	157.7	177.7	173.1	173.1				
SBK	38 Matthew REES	176.7	151.6	169.6	168.7	176.7	176.3	149.6	171.3	174.0				
SBK	47 Alistair KIRK	176.7	154.8	149.0	170.5	174.0	176.7	173.1	176.7	158.8	176.7	174.4		
SBK	95 Ben REA	175.3	144.2	169.6	158.8	174.4	167.9	154.8	174.0	175.3				
SBK	35 Stephen McKnight	174.4	139.4	174.4	148.6	173.5	172.6	171.3	169.2	169.2				
SBK	21 Alan CONNOR	174.0	153.0	170.5	171.3	174.0	170.9	172.2	161.5	173.1	170.9			
SBK	24 Andrew SELLARS	174.0	152.3	167.5	155.5	174.0	161.5	174.0	171.3	167.5				
SBK	20 Phillip CROWE	171.3	154.1	170.5	169.2	171.3	170.9	158.1	170.0	170.9	167.9			
SBK	94 Gavin LUPTON	170.9	161.1	165.8	162.2	170.9	169.6							
SBK	28 Paul GARTLAND	168.3	123.3	158.1	168.3									
SBK	30 Paul CRANSTON	168.3	147.7	168.3	161.5	165.0	165.8	150.3	163.0	163.4				
SBK	37 Paul DUCKETT	166.7	143.0	164.2	165.4	165.4	162.6	166.7						
SBK	44 Forest DUNN	161.1	143.3	159.9	161.1									
SBK	72 Gareth KEYS	138.3	138.3											

# MCE INSURANCE ULSTER GRAND PRIX


## SUPERBIKE Combined Qualifying



Pos	Class	No	Name	-----Best Time / Qual Laps-----			Overall Best Time / Speed /	
				Session A	Session B		Total Qual Laps	
<b>Qualifying Classification</b>								
1	SBK	1	Michael DUNLOP	3:39.108	5	3:22.181	7	3:22.181 131.783 12
2	SBK	60	Peter HICKMAN	3:43.037	4	3:23.291	7	3:23.291 131.063 11
3	SBK	5	Bruce ANSTEY	3:44.006	6	3:24.608	8	3:24.608 130.220 14
4	SBK	4	Ian HUTCHINSON	-----		3:24.739	7	3:24.739 130.136 7
5	SBK	2	Dean HARRISON	3:42.684	7	3:25.078	8	3:25.078 129.921 15
6	SBK	10	Conor CUMMINS	-----		3:26.008	5	3:26.008 129.335 5
7	SBK	51	Derek SHEILS	3:40.354	4	3:27.585	7	3:27.585 128.352 11
8	SBK	7	Gary JOHNSON	-----		3:28.363	8	3:28.363 127.873 8
9	SBK	6	William DUNLOP	3:42.895	5	3:28.600	6	3:28.600 127.728 11
10	SBK	14	Dan KNEEN	3:45.311	4	3:28.646	6	3:28.646 127.699 10
11	SBK	19	Steve MERCER	3:47.034	9	3:29.725	5	3:29.725 127.042 14
12	SBK	36	Jamie COWARD	3:42.398	6	3:31.798	6	3:31.798 125.799 12
13	SBK	86	Derek McGEE	-----		3:32.597	5	3:32.597 125.326 5
14	SBK	22	Rob BARBER	3:53.080	7	3:33.476	8	3:33.476 124.810 15
15	SBK	111	Brian McCORMACK	3:53.744	6	3:33.927	5	3:33.927 124.547 11
16	SBK	20	Phillip CROWE	3:57.957	6	3:34.357	7	3:34.357 124.297 13
17	SBK	34	Daniel COOPER	-----		3:34.449	6	3:34.449 124.244 6
18	SBK	50	Daniel HEGARTY	4:25.955	0	3:35.906	7	3:35.906 123.405 7
19	SBK	56	David JACKSON	3:55.020	6	3:36.655	7	3:36.655 122.979 13
20	SBK	75	Mike BOOTH	3:58.901	7	3:36.975	8	3:36.975 122.797 15
21	SBK	61	John WALSH	3:56.011	3	3:37.128	6	3:37.128 122.711 9
22	SBK	71	Davy MORGAN	-----		3:37.264	6	3:37.264 122.634 6
23	SBK	23	Richard McLOUGHLIN	3:53.359	9	3:37.618	10	3:37.618 122.435 19
24	SBK	74	Dominic HERBERTSON	3:55.492	3	3:37.814	8	3:37.814 122.324 11
25	SBK	47	Alistair KIRK	4:01.530	3	3:37.969	8	3:37.969 122.237 11
26	SBK	17	Mark GOODINGS	3:54.466	8	3:38.603	8	3:38.603 121.883 16
27	SBK	32	Ryan KNEEN	4:10.463	5	3:38.713	5	3:38.713 121.822 10
28	SBK	38	Matthew REES	3:56.189	8	3:40.879	6	3:40.879 120.627 14
29	SBK	41	Paul JORDAN	-----		3:40.879	5	3:40.879 120.627 5
30	SBK	29	Mark PARRETT	4:05.842	3	3:41.055	7	3:41.055 120.531 10
31	SBK	35	Stephen McKNIGHT	4:00.833	6	3:42.623	6	3:42.623 119.682 12
32	SBK	102	Julien TONUITI	4:09.606	3	3:42.925	4	3:42.925 119.520 7
33	SBK	21	Alan CONNOR	3:59.734	6	3:43.130	7	3:43.130 119.410 13
34	SBK	84	Sam WEST	-----		3:43.798	4	3:43.798 119.054 4
35	SBK	62	Fabrice MIGUET	-----		3:44.331	7	3:44.331 118.771 7
36	SBK	16	Dave HEWSON	4:06.476	5	3:44.335	7	3:44.335 118.769 12
37	SBK	182	Xavier DENIS	-----		3:44.787	6	3:44.787 118.530 6
38	SBK	94	Gavin LUPTON	-----		3:46.738	2	3:46.738 117.510 2
39	SBK	64	Frank GALLAGHER	4:04.227	5	3:47.088	5	3:47.088 117.329 10
40	SBK	95	Ben REA	4:11.484	2	3:48.554	4	3:48.554 116.576 6
41	SBK	30	Paul CRANSTON	4:05.833	5	3:49.751	7	3:49.751 115.969 12
42	SBK	99	Adrian CLARK	4:10.541	4	3:50.832	2	3:50.832 115.426 6
43	SBK	24	Andrew SELLARS	4:13.128	4	3:51.829	7	3:51.829 114.929 11
44	SBK	44	Forest DUNN	4:07.771	4	3:53.825	2	3:53.825 113.948 6
45	SBK	25	Donald MacFADYEN	4:12.358	6	3:54.830	7	3:54.830 113.461 13
46	SBK	37	Paul DUCKETT	-----		3:55.982	5	3:55.982 112.907 5
47	SBK	28	Paul GARTLAND	4:19.086	2	4:00.073	1	4:00.073 110.983 3
<b>Non Qualifiers</b>								
	SBK	72	Gareth KEYS	9:39.366	0	4:27.164	0	

Provisional result to be confirmed by the Stewards of the Meeting subject to completion of technical inspections & the time limit for protests

Page 1 / 1

Circuit	<b>Dundrod</b>	Signed	Organising Club	<b>Dundrod &amp; District MCC</b>
Length(miles)	<b>7.4011 Lap 1 (7.2763)</b>	 Chief Timekeeper		
Weather		Issued At:		
Track				



# MCE INSURANCE ULSTER GRAND PRIX

## SUPERBIKE

### UGP Superpole


Saturday, 13 August 2016



Pos	Class	No	Name	Machine / Sponsor	----- Best Lap -----			On	Laps
					Time	Behind	Speed		
<b>Qualifying Classification</b>									
1	SBK	5	Bruce ANSTEY	Honda - Valvoline Racing by Padgetts	3:19.504		133.551	2	2
2	SBK	1	Michael DUNLOP	BMW - Hawk Racing	3:21.171	1.667	132.444	2	2
3	SBK	60	Peter HICKMAN	Kawasaki - GB Moto Racing	3:21.384	1.880	132.304	2	2
4	SBK	4	Ian HUTCHINSON	BMW - Tyco BMW Motorrad Racing	3:21.516	2.012	132.218	2	2
5	SBK	10	Conor CUMMINS	Honda - Honda Racing	3:22.851	3.347	131.347	2	2
6	SBK	2	Dean HARRISON	Kawasaki - Silicone Engineering	3:22.961	3.457	131.276	2	2
7	SBK	14	Dan KNEEN	Yamaha - Mar-Train Yamaha Racing	3:24.112	4.608	130.536	2	2
8	SBK	7	Gary JOHNSON	BMW - ECC/Burdens	3:24.231	4.727	130.460	2	2
9	SBK	51	Derek SHEILS	Suzuki - Cookstown BE Racing	3:25.313	5.809	129.772	2	2
10	SBK	6	William DUNLOP	Yamaha - IC / MMB Racing	3:25.395	5.891	129.721	2	2

Provisional result to be confirmed by the Stewards of the Meeting subject to completion of technical inspections & the time limit for protests

Page 1 / 1

Circuit	<b>Dundrod</b>	Signed		Organising Club	<b>Dundrod &amp; District MCC</b>
Length(miles)	<b>7.4011</b> Lap 1 (7.2763)	Chief Timekeeper		Qualifying Started	<b>12:41</b>
Weather	<b>Sunny</b>	Issued At:	<b>12:54</b>		
Track	<b>Dry</b>				





### Qualifying Classification

Position

#### **1** 5 Bruce ANSTEY

SBK Behind

Best Time **3:19.504** Best Speed **133.551** On **2** Gp

Lap	Lap Time	Lap Speed	Sector 1	Sector 2	Sector 3	Speed Trap
1	5:47.505	75.379		1:11.857	1:20.950	172.6
2	<b>3:19.504</b>	<b>133.551</b>	<b>52.584</b>	<b>1:08.623</b>	<b>1:18.297</b>	<b>194.6</b>
<i>Ideal</i>	<i>3:19.504</i>	<i>133.551</i>	<i>52.584</i>	<i>1:08.623</i>	<i>1:18.297</i>	<i>194.6</i>

#### **2** 1 Michael DUNLOP

SBK Behind **1.667**

Best Time **3:21.171** Best Speed **132.444** On **2** Gp

Lap	Lap Time	Lap Speed	Sector 1	Sector 2	Sector 3	Speed Trap
1	6:34.117	66.464		1:13.549	1:23.926	173.5
2	<b>3:21.171</b>	<b>132.444</b>	<b>52.878</b>	<b>1:09.225</b>	<b>1:19.068</b>	<b>191.8</b>
<i>Ideal</i>	<i>3:21.171</i>	<i>132.444</i>	<i>52.878</i>	<i>1:09.225</i>	<i>1:19.068</i>	<i>191.8</i>

#### **3** 60 Peter HICKMAN

SBK Behind **1.880**

Best Time **3:21.384** Best Speed **132.304** On **2** Gp

Lap	Lap Time	Lap Speed	Sector 1	Sector 2	Sector 3	Speed Trap
1	6:17.873	69.321				<b>0.0</b>
2	<b>3:21.384</b>	<b>132.304</b>				<b>0.0</b>
<i>Ideal</i>	<i>0.000</i>	<i>0.000</i>				<i>0.0</i>

#### **4** 4 Ian HUTCHINSON

SBK Behind **2.012**

Best Time **3:21.516** Best Speed **132.218** On **2** Gp

Lap	Lap Time	Lap Speed	Sector 1	Sector 2	Sector 3	Speed Trap
1	5:25.173	80.556		1:11.272	1:20.717	176.7
2	<b>3:21.516</b>	<b>132.218</b>	<b>52.950</b>	<b>1:09.948</b>	<b>1:18.618</b>	<b>194.6</b>
<i>Ideal</i>	<i>3:21.516</i>	<i>132.218</i>	<i>52.950</i>	<i>1:09.948</i>	<i>1:18.618</i>	<i>194.6</i>

#### **5** 10 Conor CUMMINS

SBK Behind **3.347**

Best Time **3:22.851** Best Speed **131.347** On **2** Gp

Lap	Lap Time	Lap Speed	Sector 1	Sector 2	Sector 3	Speed Trap
1	4:49.766	90.399		1:12.336	1:21.591	168.3
2	<b>3:22.851</b>	<b>131.347</b>	<b>53.976</b>	<b>1:09.928</b>	<b>1:18.947</b>	<b>183.5</b>
<i>Ideal</i>	<i>3:22.851</i>	<i>131.347</i>	<i>53.976</i>	<i>1:09.928</i>	<i>1:18.947</i>	<i>183.5</i>

### Qualifying Classification

Position

#### **8** 7 Gary JOHNSON

SBK Behind **4.727**

Best Time **3:24.231** Best Speed **130.460** On **2** Gp

Lap	Lap Time	Lap Speed	Sector 1	Sector 2	Sector 3	Speed Trap
1	4:08.003	105.622		1:10.882	1:21.815	174.4
2	<b>3:24.231</b>	<b>130.460</b>	<b>53.883</b>	<b>1:10.233</b>	<b>1:20.115</b>	<b>188.6</b>
<i>Ideal</i>	<i>3:24.231</i>	<i>130.460</i>	<i>53.883</i>	<i>1:10.233</i>	<i>1:20.115</i>	<i>188.6</i>

#### **9** 51 Derek SHEILS

SBK Behind **5.809**

Best Time **3:25.313** Best Speed **129.772** On **2** Gp

Lap	Lap Time	Lap Speed	Sector 1	Sector 2	Sector 3	Speed Trap
1	4:29.665	97.138		1:12.332	1:21.340	168.7
2	<b>3:25.313</b>	<b>129.772</b>	<b>54.136</b>	<b>1:10.985</b>	<b>1:20.192</b>	<b>182.5</b>
<i>Ideal</i>	<i>3:25.313</i>	<i>129.772</i>	<i>54.136</i>	<i>1:10.985</i>	<i>1:20.192</i>	<i>182.5</i>

#### **10** 6 William DUNLOP

SBK Behind **5.891**

Best Time **3:25.395** Best Speed **129.721** On **2** Gp

Lap	Lap Time	Lap Speed	Sector 1	Sector 2	Sector 3	Speed Trap
1	3:53.982	111.952		1:13.188	1:22.382	176.7
2	<b>3:25.395</b>	<b>129.721</b>	<b>54.063</b>	<b>1:10.808</b>	<b>1:20.524</b>	<b>194.0</b>
<i>Ideal</i>	<i>3:25.395</i>	<i>129.721</i>	<i>54.063</i>	<i>1:10.808</i>	<i>1:20.524</i>	<i>194.0</i>

# MCE INSURANCE ULSTER GRAND PRIX

## SUPERBIKE

### UGP Superpole

# SECTOR ANALYSIS

Perfect Lap (sum of best sectors) = 3:19.504



### SECTOR 1

FINISH - TULLYRUSK

### SECTOR 2

TULLYRUSK - JORDAN'S

### SECTOR 3

JORDAN'S - FINISH

### IDEAL / BEST

COMPARISON

Pos	No	Name	Time	No	Name	Time	No	Name	Time	Pos	No	Name	Ideal Time	Best Tim	Diff
1	5	Bruce ANSTEY	52.584	5	Bruce ANSTEY	1:08.623	5	Bruce ANSTEY	1:18.297	1	5	Bruce ANSTEY	3:19.504	3:19.504	0.000
2	1	Michael DUNLOP	52.878	1	Michael DUNLOP	1:09.225	4	Ian HUTCHINSON	1:18.618	2	1	Michael DUNLOP	3:21.171	3:21.171	0.000
3	4	Ian HUTCHINSON	52.950	10	Conor CUMMINS	1:09.928	10	Conor CUMMINS	1:18.947	3	60	Peter HICKMAN		3:21.384	
4	2	Dean HARRISON	53.346	4	Ian HUTCHINSON	1:09.948	1	Michael DUNLOP	1:19.068	4	4	Ian HUTCHINSON	3:21.516	3:21.516	0.000
5	7	Gary JOHNSON	53.883	14	Dan KNEEN	1:10.126	2	Dean HARRISON	1:19.406	5	10	Conor CUMMINS	3:22.851	3:22.851	0.000
6	14	Dan KNEEN	53.942	2	Dean HARRISON	1:10.209	14	Dan KNEEN	1:20.044	6	14	Dan KNEEN	3:24.112	3:24.112	0.000
7	10	Conor CUMMINS	53.976	7	Gary JOHNSON	1:10.233	7	Gary JOHNSON	1:20.115	7	7	Gary JOHNSON	3:24.231	3:24.231	0.000
8	6	William DUNLOP	54.063	6	William DUNLOP	1:10.808	51	Derek SHEILS	1:20.192	8	51	Derek SHEILS	3:25.313	3:25.313	0.000
9	51	Derek SHEILS	54.136	51	Derek SHEILS	1:10.985	6	William DUNLOP	1:20.524	9	6	William DUNLOP	3:25.395	3:25.395	0.000

# MCE INSURANCE ULSTER GRAND PRIX

## SUPERBIKE

UGP Superpole

Saturday, 13 August 2016



ON FLYING KILO

## SPEED TRAP

Class	No/Name	Fastest	Lap 1	Lap 2	Lap 3	Lap 4	Lap 5	Lap 6	Lap 7	Lap 8	Lap 9	Lap 10	Lap 11	Lap 12
SBK	4 Ian HUTCHINSON	194.6	176.7	194.6										
SBK	5 Bruce ANSTEY	194.6	172.6	194.6										
SBK	6 William DUNLOP	194.0	176.7	194.0										
SBK	1 Michael DUNLOP	191.8	173.5	191.8										
SBK	7 Gary JOHNSON	188.6	174.4	188.6										
SBK	10 Conor CUMMINS	183.5	168.3	183.5										
SBK	51 Derek SHEILS	182.5	168.7	182.5										

# MCE INSURANCE ULSTER GRAND PRIX

## SUPERBIKE

### Combined Qualifying with SUPERPOLE



Pos	Class	No	Name	-----Best Time / Qual Laps-----			Best Time / Speed /			-- Superpole Session --		
				Session A	Session B		Total Qual Laps	Time	Speed			
1	SBK	5	Bruce ANSTEY	3:44.006	6	3:24.608	8	<b>3:19.504</b>	<b>133.551</b>	<b>14</b>	3:19.504	133.551
2	SBK	1	Michael DUNLOP	3:39.108	5	3:22.181	7	<b>3:21.171</b>	<b>132.444</b>	<b>12</b>	3:21.171	132.444
3	SBK	60	Peter HICKMAN	3:43.037	4	3:23.291	7	<b>3:21.384</b>	<b>132.304</b>	<b>11</b>	3:21.384	132.304
4	SBK	4	Ian HUTCHINSON	-----		3:24.739	7	<b>3:21.516</b>	<b>132.218</b>	<b>7</b>	3:21.516	132.218
5	SBK	10	Conor CUMMINS	-----		3:26.008	5	<b>3:22.851</b>	<b>131.347</b>	<b>5</b>	3:22.851	131.347
6	SBK	2	Dean HARRISON	3:42.684	7	3:25.078	8	<b>3:22.961</b>	<b>131.276</b>	<b>15</b>	3:22.961	131.276
7	SBK	14	Dan KNEEN	3:45.311	4	3:28.646	6	<b>3:24.112</b>	<b>130.536</b>	<b>10</b>	3:24.112	130.536
8	SBK	7	Gary JOHNSON	-----		3:28.363	8	<b>3:24.231</b>	<b>130.460</b>	<b>8</b>	3:24.231	130.460
9	SBK	51	Derek SHEILS	3:40.354	4	3:27.585	7	<b>3:25.313</b>	<b>129.772</b>	<b>11</b>	3:25.313	129.772
10	SBK	6	William DUNLOP	3:42.895	5	3:28.600	6	<b>3:25.395</b>	<b>129.721</b>	<b>11</b>	3:25.395	129.721
11	SBK	19	Steve MERCER	3:47.034	9	3:29.725	5	<b>3:29.725</b>	<b>127.042</b>	<b>14</b>	-----	-----
12	SBK	36	Jamie COWARD	3:42.398	6	3:31.798	6	<b>3:31.798</b>	<b>125.799</b>	<b>12</b>	-----	-----
13	SBK	86	Derek McGEE	-----		3:32.597	5	<b>3:32.597</b>	<b>125.326</b>	<b>5</b>	-----	-----
14	SBK	22	Rob BARBER	3:53.080	7	3:33.476	8	<b>3:33.476</b>	<b>124.810</b>	<b>15</b>	-----	-----
15	SBK	111	Brian McCORMACK	3:53.744	6	3:33.927	5	<b>3:33.927</b>	<b>124.547</b>	<b>11</b>	-----	-----
16	SBK	20	Phillip CROWE	3:57.957	6	3:34.357	7	<b>3:34.357</b>	<b>124.297</b>	<b>13</b>	-----	-----
17	SBK	34	Daniel COOPER	-----		3:34.449	6	<b>3:34.449</b>	<b>124.244</b>	<b>6</b>	-----	-----
18	SBK	50	Daniel HEGARTY	4:25.955	0	3:35.906	7	<b>3:35.906</b>	<b>123.405</b>	<b>7</b>	-----	-----
19	SBK	56	David JACKSON	3:55.020	6	3:36.655	7	<b>3:36.655</b>	<b>122.979</b>	<b>13</b>	-----	-----
20	SBK	75	Mike BOOTH	3:58.901	7	3:36.975	8	<b>3:36.975</b>	<b>122.797</b>	<b>15</b>	-----	-----
21	SBK	61	John WALSH	3:56.011	3	3:37.128	6	<b>3:37.128</b>	<b>122.711</b>	<b>9</b>	-----	-----
22	SBK	71	Davy MORGAN	-----		3:37.264	6	<b>3:37.264</b>	<b>122.634</b>	<b>6</b>	-----	-----
23	SBK	23	Richard McLoughlin	3:53.359	9	3:37.618	10	<b>3:37.618</b>	<b>122.435</b>	<b>19</b>	-----	-----
24	SBK	74	Dominic HERBERTSON	3:55.492	3	3:37.814	8	<b>3:37.814</b>	<b>122.324</b>	<b>11</b>	-----	-----
25	SBK	47	Alistair KIRK	4:01.530	3	3:37.969	8	<b>3:37.969</b>	<b>122.237</b>	<b>11</b>	-----	-----
26	SBK	17	Mark GOODINGS	3:54.466	8	3:38.603	8	<b>3:38.603</b>	<b>121.883</b>	<b>16</b>	-----	-----
27	SBK	32	Ryan KNEEN	4:10.463	5	3:38.713	5	<b>3:38.713</b>	<b>121.822</b>	<b>10</b>	-----	-----
28	SBK	38	Matthew REES	3:56.189	8	3:40.879	6	<b>3:40.879</b>	<b>120.627</b>	<b>14</b>	-----	-----
29	SBK	41	Paul JORDAN	-----		3:40.879	5	<b>3:40.879</b>	<b>120.627</b>	<b>5</b>	-----	-----
30	SBK	29	Mark PARRETT	4:05.842	3	3:41.055	7	<b>3:41.055</b>	<b>120.531</b>	<b>10</b>	-----	-----
31	SBK	35	Stephen McKNIGHT	4:00.833	6	3:42.623	6	<b>3:42.623</b>	<b>119.682</b>	<b>12</b>	-----	-----
32	SBK	102	Julien TONUCCI	4:09.606	3	3:42.925	4	<b>3:42.925</b>	<b>119.520</b>	<b>7</b>	-----	-----
33	SBK	21	Alan CONNOR	3:59.734	6	3:43.130	7	<b>3:43.130</b>	<b>119.410</b>	<b>13</b>	-----	-----
34	SBK	84	Sam WEST	-----		3:43.798	4	<b>3:43.798</b>	<b>119.054</b>	<b>4</b>	-----	-----
35	SBK	62	Fabrice MIGUET	-----		3:44.331	7	<b>3:44.331</b>	<b>118.771</b>	<b>7</b>	-----	-----
36	SBK	16	Dave HEWSON	4:06.476	5	3:44.335	7	<b>3:44.335</b>	<b>118.769</b>	<b>12</b>	-----	-----
37	SBK	182	Xavier DENIS	-----		3:44.787	6	<b>3:44.787</b>	<b>118.530</b>	<b>6</b>	-----	-----
38	SBK	94	Gavin LUPTON	-----		3:46.738	2	<b>3:46.738</b>	<b>117.510</b>	<b>2</b>	-----	-----
39	SBK	64	Frank GALLAGHER	4:04.227	5	3:47.088	5	<b>3:47.088</b>	<b>117.329</b>	<b>10</b>	-----	-----
40	SBK	95	Ben REA	4:11.484	2	3:48.554	4	<b>3:48.554</b>	<b>116.576</b>	<b>6</b>	-----	-----
41	SBK	30	Paul CRANSTON	4:05.833	5	3:49.751	7	<b>3:49.751</b>	<b>115.969</b>	<b>12</b>	-----	-----
42	SBK	99	Adrian CLARK	4:10.541	4	3:50.832	2	<b>3:50.832</b>	<b>115.426</b>	<b>6</b>	-----	-----
43	SBK	24	Andrew SELLARS	4:13.128	4	3:51.829	7	<b>3:51.829</b>	<b>114.929</b>	<b>11</b>	-----	-----
44	SBK	44	Forest DUNN	4:07.771	4	3:53.825	2	<b>3:53.825</b>	<b>113.948</b>	<b>6</b>	-----	-----
45	SBK	25	Donald MacFADYEN	4:12.358	6	3:54.830	7	<b>3:54.830</b>	<b>113.461</b>	<b>13</b>	-----	-----
46	SBK	37	Paul DUCKETT	-----		3:55.982	5	<b>3:55.982</b>	<b>112.907</b>	<b>5</b>	-----	-----
47	SBK	28	Paul GARTLAND	4:19.086	2	4:00.073	1	<b>4:00.073</b>	<b>110.983</b>	<b>3</b>	-----	-----

### Non Qualifiers

SBK	72	Gareth KEYS	9:39.366	0	4:27.164	0	0	-----	-----
-----	----	-------------	----------	---	----------	---	---	-------	-------

Provisional result to be confirmed by the Stewards of the Meeting subject to completion of technical inspections & the time limit for protests

Circuit	Dundrod	Signed		Organising Club	Dundrod & District MCC
Length(miles)	7.4011	Lap 1 (7.2763)	Chief Timekeeper		
Weather		Issued At:			
Track					



MCE INSURANCE ULSTER GRAND PRIX

SUPERBIKE

Dundrod 7.401 miles

Race 4 - James Jamieson Construction/McKinstry Skip Hire Superbike 13/08/2016 14:30

Race (7 Laps)

RACES 4 & 7 - SUPERBIKE  
Page 1 of 2

									14
									13
									12
									11
									10
									9
									8
									7
									6
									5
									4
									3
									2
									1

POLE POSITION



Promoted by Dundrod and District Motorcycle Club

Orbits

Provisional result to be confirmed by the Stewards of the Meeting subject to the completion of technical inspections and the time limit for protests.

MCUI (Ulster Centre) Timing @ www.elaps-timing.com



Ride on  
Delta  
Seven



MCE INSURANCE ULSTER GRAND PRIX

SUPERBIKE

Dundrod 7.401 miles

Race 4 - James Jamieson Construction/McKinstry Skip Hire Superbike 13/08/2016 14:30

Race (7 Laps)

**RACES 4 & 7 - SUPERBIKE**  
**Page 2 of 2**

72	28	37	69	25	18
D	C	B	A	A	
44	24	99			17
C	B	A			
30	95	64	94	C	16
D	C	B	A		15

Promoted by Dundrod and District Motorcycle Club

Orbits

Provisional result to be confirmed by the Stewards of the Meeting subject to the completion of technical inspections and the time limit for protests.

MCUI (Ulster Centre) Timing @ www.elaps-timing.com



Ride on  
Delta  
Seven