



Wednesday 8th – Saturday 11th August 2018

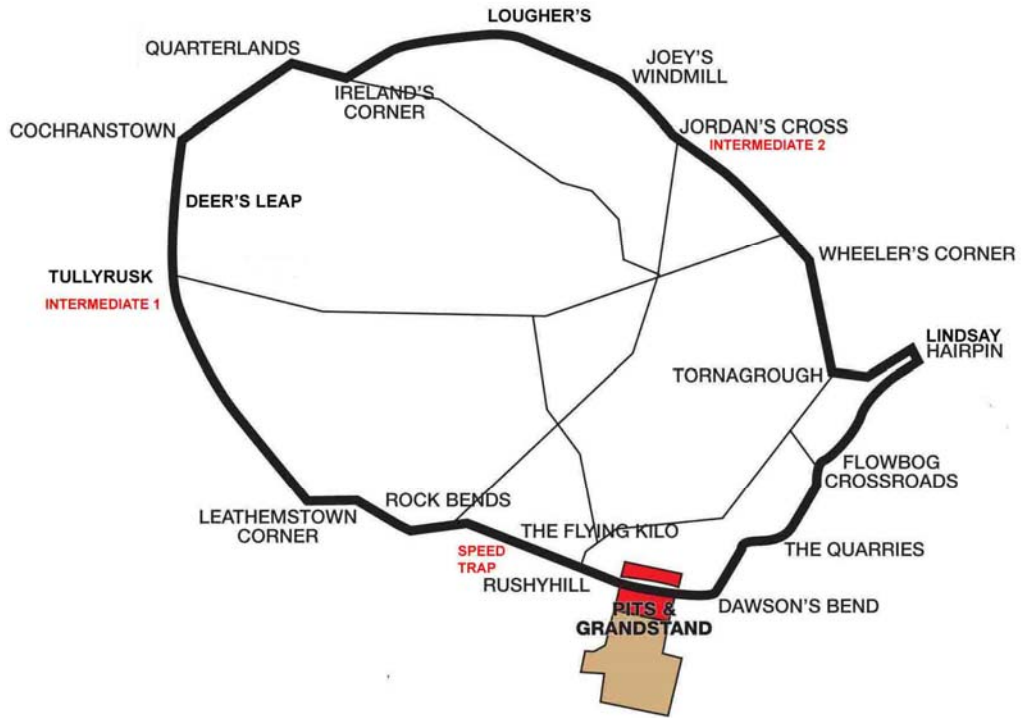
promoted by
Dundrod & District Motorcycle Club
www.ulstergrandprix.net



ULTRA LIGHTWEIGHT
(125GP / MOTO 3)
&
LIGHTWEIGHT
(250GP / 400cc / MOTO 450)



Dundrod Circuit 7.4011 miles



MOST WINS at the ULSTER GP

Joey Dunlop	24	1979 - 99	(125 - 2, 250 - 7, 500 - 3, Superbike - 8, F1 - 4)
Ian Lougher	18	1998 - 13	(125 - 4, 250 - 3, Supersport - 3, Superstock - 2, Superbike - 6)
Phillip McCallen	14	1991 - 96	(250 - 6, 400 - 1, Supersport - 3, Superbike - 4)
Bruce Anstey (NZ)	13	2003 - 17	(Supersport - 4, Production 600 - 1, Superstock - 2, Superbike - 6)
Guy Martin	11	2006 - 13	(Supersport - 4, Superbike - 7)
Brian Reid	9	1983 - 92	(250 - 4, 350 - 2, 400 - 1, F2 - 1, Supersport - 1)
Robert Dunlop	9	1990 - 03	(125 - 7, Superbike - 2)
Ryan Farquhar	9	2002 - 12	(400 - 1, Supertwin - 4, Supersport - 2, Superstock - 2)
Ian Hutchinson	9	2007 - 16	(Supersport - 2, Superstock - 3, Superbike - 4)
Stanley Woods	7	1924 - 39	(350 - 1, 500 - 4, Over 600 - 2)
Mike Hailwood	7	1959 - 67	(125 - 1, 250 - 1, 350 - 1, 500 - 4)
Giacomo Agostini (I)	7	1967 - 70	(350 - 4, 500 - 3)
Ray McCullough	7	1971 - 82	(250 - 3, 350 - 4)
Bob Jackson	7	1993 - 97	(SSP - 1, Classic 250 - 3, Classic 500 - 3)
William Dunlop	7	2007 - 13	(125 - 2, 250 - 2, Supersport - 3)
John Surtees	6	1955 - 60	(250 - 1, 350 - 3, 500 - 2)
John Williams	6	1973 - 78	(250 - 1, 350 - 1, 500 - 3, Superbike - 1)
Bill Swallow	6	1994 - 00	(Classic 350 - 3, Classic 500 - 3)
Michael Dunlop	6	2011 - 13	(Supersport - 2, Superstock - 3, Superbike - 1)
Wal Handley	5	1922 - 35	(250 - 2, 350 - 3)
Maurice Cann	5	1947 - 52	(250 - 5)
Carlo Ubbiali (I)	5	1950 - 60	(125 - 4, 250 - 1)
Tony Rutter	5	1974 - 82	(250 - 2, 350 - 1, 500 - 1, F2 - 1)
Tom Herron	5	1977 - 78	(250 - 2, 350 - 1, Superbike - 1, F1 - 1)
Ron Haslam	5	1979 - 82	(Superbike - 1, F1 - 3, F3 - 1)
Eddie Laycock	5	1986 - 89	(250 - 1, 350 - 1, 400 - 1, Superbike - 1, F2 - 1)
Darran Lindsay	5	2002 - 06	(125 - 1, 250 - 2, Production 600 - 2)

MOST WINS at the DUNDROD 150

Joey Dunlop	24	1976 - 94	(125 - 1, 250 - 5, 350 - 2, 500 - 3, Superbike - 13)
Bob Jackson	11	1981 - 98	(250 - 1, Supersport - 2, Superbike - 4, Classic - 4)
Ray McCullough	10	1965 - 82	(250 - 7, 350 - 3)

Dundrod Circuit 7.4011 miles

LAP & RACE RECORDS & BEST SECTORS ANALYSIS (RACE & QUALIFYING)

ULTRA-L/WEIGHT	Name	Machine	Laps	m	smph	Session & Year	
Lap Record 125cc	William Dunlop	Honda		3	55.017	113.370	2009
Lap Record Moto 3	Christian Elkin	Honda 250		3	59.296	111.343	UGP 2017
Best Qualifying Lap 125cc	Gary Dynes	Honda 125		3	58.15	111.879	1999
Best Qualifying Lap Moto 3	Paul Robinson	Honda 250		4	05.484	108.536	2017
Best Sector 1	Paul Robinson	Honda 250		1	05.695	118.926	Dundrod 150 2017
Best Sector 2	Christian Elkin	Honda 250		1	21.746	115.511	UGP 2017
Best Sector 3	Christian Elkin	Honda 250		1	30.624	103.599	UGP 2017
Ideal Lap (sum of best sectors) Moto 3				3	58.065	111.919	
Difference (Best Lap – Ideal Lap) Moto 3					1.231		
Race Record 125cc	Phelim Owens	Honda	7	27	57.75	111.166	1999
Race Record Moto 3	Paul Robinson	Honda	5	20	10.345	109.696	UGP 2017
Fastest Speed Trap	Mick Chatterton	Honda 125				141	UGP 2012 (Thu)
LIGHTWEIGHT	Name	Machine	Laps	m	smph	Session & Year	
Lap Record 250cc	Darran Lindsay	Honda		3	38.634	121.866	2006
Lap Record 400cc	Callum Laidlaw	Yamaha		3	57.323	112.269	UGP 2017
Best Qualifying Lap	William Dunlop	Honda 250		3	41.545	120.264	2009
Best Sector 1	Bruce Anstey	Honda 250		1	01.256	127.544	Dundrod 150 2017
Best Sector 2	Bruce Anstey	Honda 250		1	18.899	119.679	Dundrod 150 2017
Best Sector 3	Bruce Anstey	Honda 250		1	27.532	107.259	Dundrod 150 2017
Ideal Lap (sum of best sectors) 250cc				3	47.687	117.020	
Difference (Best Lap – Ideal Lap) 250cc					- 9.053		
Race Record 250cc	Darran Lindsay	Honda	6	22	07.158	120.127	2006
Race Record 400cc	Callum Laidlaw	Yamaha	5	19	59.389	110.698	UGP 2017
Fastest Speed Trap	Owen McNally	Aprilia 250				160	Qualifying-2 1999
Fastest Speed Trap	Peter Fletcher	Kawasaki 400				147.0	Dundrod 150 2017
SUPERTWIN	Name	Machine	Laps	m	smph	Session & Year	
Lap Record	Ivan Lintin	Kawasaki		3	41.292	120.402	UGP Supertwin 2017
Best Qualifying Lap	Ivan Lintin	Kawasaki		3	45.646	118.079	Thu Qualifying 2014
Best Sector 1	Daniel Cooper	Kawasaki			59.778	130.697	UGP Supertwin 2017
Best Sector 2	Ivan Lintin	Kawasaki		1	16.742	123.043	UGP Supertwin 2017
Best Sector 3	Daniel Cooper	Kawasaki		1	24.554	111.036	UGP Supertwin 2017
Ideal Lap (sum of best sectors)				3	41.074	120.521	
Difference (Best Lap – Ideal Lap)					0.218		
Race Record	Ivan Lintin	Kawasaki	5	18	35.574	119.015	UGP Supertwin 2017
Fastest Speed Trap	Paul Jordan	Kawasaki				158.1	UGP 2016
SUPERSPORT	Name	Machine	Laps	m	smph	Session & Year	
Lap Record	Lee Johnston	Triumph		3	26.681	128.913	Supersport-1 2015
Best Qualifying Lap	Lee Johnston	Triumph		3	29.174	127.377	Thu Qualifying 2015
Best Sector 1	Ian Hutchinson	Yamaha			54.648	142.966	Supersport-1 2015
Best Sector 2	Peter Hickman	Kawasaki		1	11.000	132.994	Supersport-2 2016
Best Sector 3	Bruce Anstey	Honda		1	19.972	117.398	Supersport-2 2017
Ideal Lap (sum of best sectors)				3	25.620	129.579	
Difference (Best Lap – Ideal Lap)					1.061		
Race Record	Lee Johnston	Triumph	6	20	52.997	127.227	Supersport-1 2015
Fastest Speed Trap	Dean Harrison	Yamaha				180.0	Supersport-2 2015
SUPERSTOCK	Name	Machine	Laps	m	smph	Session & Year	
Lap Record	Lee Johnston	BMW		3	20.643	132.793	Superstock 2015
Best Qualifying Lap	Peter Hickman	BMW		3	21.338	132.334	Thu Qualifying 2017
Best Sector 1	Lee Johnston	BMW			52.307	149.365	Superstock 2015
Best Sector 2	Michael Dunlop	BMW		1	08.999	136.851	Superstock 2016
Best Sector 3	Peter Hickman	BMW		1	17.691	120.845	Superstock 2017
Ideal Lap (sum of best sectors)				3	18.997	133.891	
Difference (Best Lap – Ideal Lap)					1.646		
Race Record	Lee Johnston	BMW	6	20	14.991	131.206	Superstock 2015
Fastest Speed Trap	Jamie Coward	BMW				195.7	Thu Qualifying 2017
SUPERBIKE	Name	Machine	Laps	m	smph	Session & Year	
Lap Record	Dean Harrison	Kawasaki		3	17.928	134.614	UGP Superbike-1 2017
Best Qualifying Lap	Peter Hickman	BMW		3	19.491	133.560	Thu Qualifying 2017
Best Sector 1	Michael Dunlop	BMW			51.954	150.380	UGP Superbike-1 2016
Best Sector 2	Dan Kneen	BMW		1	07.977	138.909	UGP Superbike-1 2017
Best Sector 3	Dan Kneen	BMW		1	17.227	121.571	UGP Superbike-1 2017
Ideal Lap (sum of best sectors)				3	17.158	135.140	
Difference (Best Lap – Ideal Lap)					0.770		
Race Record	Bruce Anstey	Honda	7	23	17.050	133.180	Superbike-1 2017
Fastest Speed Trap	William Dunlop	Yamaha				200.4	Thu Qualifying 2017
Sector	Description	Distance					
Sector 1	Finish to Tullyrusk (top of Deer's Leap)	2.17023 miles					
Sector 2	Tullyrusk to Jordan's Cross	2.62294 miles					
Sector 3	Jordan's Cross to Finish	2.60793 miles					

MCE INSURANCE ULSTER GRAND PRIX ULTRA-LIGHTWEIGHT / LIGHTWEIGHT

First Qualifying

Wednesday, 08 August 2018



Lightweight (250GP/400/Moto 450)

Qualifying Time

5:00.071

Qualifying Speed

88.792

Pos	Class	No	Name	Machine / Sponsor	Time	Best Lap		On	Total Laps	Qualifying Laps
						Behind	Speed			
Qualifying Classification										
1	LWT	109	Neil KERNOHAN	Honda 250 - Logan Racing	4:04.859		108.813	5	5	4
2	LWT	16	Stephen MORRISON	Kawasaki 400 - NAB Racing	4:09.349	4.490	106.854	5	5	4
3	LWT	13	Lee JOHNSTON	Honda 250 - Padgett's Motorcycles	4:09.716	4.857	106.697	5	5	3
4	LWT	72	Gareth KEYS	Yamaha 250	4:15.774	10.915	104.170	4	4	2
5	LWT	74	Joey THOMPSON	Yamaha 250 - Thompson's	4:24.106	19.247	100.884	3	3	2
6	LWT	87	Dave WALSH	Kawasaki 400 - DRW Racing	4:26.559	21.700	99.955	5	5	4
7	LWT	22	Matt DONALDSON	Yamaha 400	4:27.038	22.179	99.776	5	5	4
8	LWT	98	Paul OWEN	Honda 250 - Team #98	4:27.278	22.419	99.686	4	4	3
9	LWT	24	Peter FLETCHER	Kawasaki 400 - Bayview Hotel	4:27.758	22.899	99.508	3	4	3
10	LWT	41	Darryl TWEED	Kawasaki 400 - M & D Racing	4:29.130	24.271	99.000	5	5	4
11	LWT	28	Paul GARTLAND	Yamaha 400 - MJF	4:29.138	24.279	98.997	5	5	4
12	LWT	199	Lloyd COLLINS	Kawasaki 400	4:32.641	27.782	97.725	5	5	4
13	LWT	10	Bryan HARDING	Honda 250	4:33.411	28.552	97.450	3	5	4
14	LWT	69	Dave WOOLAMS	Suzuki 400	4:40.508	35.649	94.985	5	5	4
15	LWT	54	Johnny McCAY	Yamaha 400	4:40.742	35.883	94.906	5	5	4
16	LWT	19	Kenny RUDDY	Kawasaki 400	4:42.500	37.641	94.315	4	5	4
17	LWT	25	Fabrice FAIVRE	Kawasaki 400	4:46.859	42.000	92.882	4	4	2
18	LWT	57	Yvonne MONTGOMERY	Kawasaki 400	4:47.236	42.377	92.760	4	4	3
19	LWT	12	Malcolm LOVE	Honda 250 - CB Racing	4:47.913	43.054	92.542	4	4	3

Non Qualifiers

LWT	105	Darren DUNCAN	Suzuki 400	4:46.692	38.645	92.936	2	2	1
LWT	71	Davy MORGAN	Honda - DM71	5:08.661	1:00.614	86.321	4	4	0
LWT	32	Aaron BOYD	Kawasaki 400	6:04.228	1:56.181	73.152	1	1	0
LWT	30	David GRAHAM	Kawasaki 400 - Patch Racing	6:49.096	2:41.049	65.129	1	1	0

Ultra-Lightweight (125GP/Moto 3)

Qualifying Time

5:04.730

Qualifying Speed

87.435


Pos	Class	No	Name	Machine / Sponsor	Time	Best Lap		On	Total Laps	Qualifying Laps
						Behind	Speed			
Qualifying Classification										
1	ULW	86	Derek McGEE	Honda 250 Moto 3 - Joey's Bar MCC	4:08.047		107.415	5	5	4
2	ULW	18	Christian ELKIN	Honda 250 Moto 3 - Bob Wylie Racing	4:12.764	4.717	105.410	5	5	4
3	ULW	1	Paul ROBINSON	Honda 250 Moto 3 - CB Racing	4:17.661	9.614	103.407	3	4	3
4	ULW	44	Michal DOKOUPIL	Ariane 250 Moto 3	4:22.977	14.930	101.317	5	5	4
5	ULW	23	Chris MEYER	Honda 125	4:25.206	17.159	100.465	5	5	4
6	ULW	2	Nigel MOORE	Honda 250 Moto 3	4:27.469	19.422	99.615	5	5	4
7	ULW	5	Melissa KENNEDY	Honda 250 Moto 3 - K.N.R.	4:28.169	20.122	99.355	5	5	4
8	ULW	7	Christopher EDER	KTM 125	4:29.332	21.285	98.926	4	5	4
9	ULW	3	Gary DUNLOP	Honda 125 - Joey's Bar MCC	4:30.303	22.256	98.571	4	4	2
10	ULW	9	Lorenzo TIVERON	Honda 125	4:38.456	30.409	95.685	4	5	4
11	ULW	11	Sarah BOYES	Honda 125 - Steve Boyes Race Prep	4:53.470	45.423	90.789	4	4	3
12	ULW	15	Peter MCKILLOP	Honda 125	4:53.823	45.776	90.680	4	4	3

Non Qualifiers

ULW	21	Anders RICHNAU	Honda 125	5:22.449	1:14.402	82.630	4	4	0
-----	----	----------------	-----------	----------	----------	--------	---	---	---

Provisional result to be confirmed by the Stewards of the Meeting subject to completion of technical inspections & the time limit for protests

Page 1 / 1

Circuit	Dundrod	Signed	Organising Club	Dundrod & District MCC
Length(miles)	7.4011 Lap 1 (7.2763)		Qualifying Started	13:14
Weather	Cloudy	Chief Timekeeper		
Track	Dry, 21°C	Issued At: 13:44		

MCE INSURANCE ULSTER GRAND PRIX

ULTRA-LIGHTWEIGHT / LIGHTWEIGHT

First Qualifying

Wednesday, 08 August 2018

DETAILED SECTOR ANALYSIS



Qualifying Classification

Position

1 109 Neil KERNOHAN

LWT Behind

Best Time **4:04.859** Best Speed **108.813** On **5** Gp

Lap	Lap Time	Lap Speed	Sector 1	Sector 2	Sector 3	Speed Trap
1	5:07.744	85.118	1:32.593	1:38.646	127.8	
2	4:07.587	107.615	1:05.806	1:27.384	1:34.397	145.1
3	4:04.923	108.785	1:05.580	1:25.789	1:33.554	145.1
4	4:05.294	108.621	1:05.222	1:25.775	1:34.297	142.6
5	4:04.859	108.813	1:05.066	1:25.897	1:33.896	142.6
<i>Ideal</i>	<i>4:04.395</i>	<i>109.020</i>	<i>1:05.066</i>	<i>1:25.775</i>	<i>1:33.554</i>	<i>145.1</i>

1 86 Derek McGEE

ULW Behind

Best Time **4:08.047** Best Speed **107.415** On **5** Gp

Lap	Lap Time	Lap Speed	Sector 1	Sector 2	Sector 3	Speed Trap
1	6:09.919	70.812	1:34.801	1:41.835	110.2	
2	4:14.593	104.653	1:08.468	1:29.488	1:36.637	133.9
3	4:10.411	106.401	1:08.135	1:27.312	1:34.964	129.7
4	4:09.877	106.628	1:07.853	1:27.287	1:34.737	131.5
5	4:08.047	107.415	1:07.901	1:26.164	1:33.982	131.0
<i>Ideal</i>	<i>4:07.999</i>	<i>107.436</i>	<i>1:07.853</i>	<i>1:26.164</i>	<i>1:33.982</i>	<i>133.9</i>

2 16 Stephen MORRISON

LWT Behind **4.490**

Best Time **4:09.349** Best Speed **106.854** On **5** Gp

Lap	Lap Time	Lap Speed	Sector 1	Sector 2	Sector 3	Speed Trap
1	5:00.530	87.162	1:33.265	1:37.809	120.4	
2	4:13.539	105.088	1:08.669	1:29.196	1:35.674	137.4
3	4:10.006	106.573	1:07.975	1:27.508	1:34.523	138.8
4	4:09.547	106.769	1:07.842	1:27.556	1:34.149	139.7
5	4:09.349	106.854	1:07.789	1:26.622	1:34.938	139.1
<i>Ideal</i>	<i>4:08.560</i>	<i>107.193</i>	<i>1:07.789</i>	<i>1:26.622</i>	<i>1:34.149</i>	<i>139.7</i>

3 13 Lee JOHNSTON

LWT Behind **4.857**

Best Time **4:09.716** Best Speed **106.697** On **5** Gp

Lap	Lap Time	Lap Speed	Sector 1	Sector 2	Sector 3	Speed Trap
1	5:44.798	75.971	1:42.619	1:43.817	120.2	
2	4:17.463	103.487	1:06.261	1:31.560	1:39.642	154.1
3	5:47.018	76.780	1:29.151	1:38.400	139.7	
4	4:11.422	105.973	1:06.000	1:28.696	1:36.726	151.0
5	4:09.716	106.697	1:06.532	1:27.898	1:35.286	151.0
<i>Ideal</i>	<i>4:09.184</i>	<i>106.925</i>	<i>1:06.000</i>	<i>1:27.898</i>	<i>1:35.286</i>	<i>154.1</i>

Qualifying Classification

Position

2 18 Christian ELKIN

ULW Behind **4.717**

Best Time **4:12.764** Best Speed **105.410** On **5** Gp

Lap	Lap Time	Lap Speed	Sector 1	Sector 2	Sector 3	Speed Trap
1	5:07.586	85.162	1:33.495	1:40.609	119.8	
2	4:20.034	102.463	1:10.256	1:32.721	1:37.057	134.7
3	4:14.512	104.686	1:08.616	1:29.934	1:35.962	131.0
4	4:14.164	104.830	1:09.140	1:29.293	1:35.731	130.0
5	4:12.764	105.410	1:08.525	1:28.624	1:35.615	131.0
<i>Ideal</i>	<i>4:12.764</i>	<i>105.410</i>	<i>1:08.525</i>	<i>1:28.624</i>	<i>1:35.615</i>	<i>134.7</i>

4 72 Gareth KEYS

LWT Behind **10.915**

Best Time **4:15.774** Best Speed **104.170** On **4** Gp

Lap	Lap Time	Lap Speed	Sector 1	Sector 2	Sector 3	Speed Trap
1	7:48.827	55.873	1:41.675	1:57.738	106.2	
2	5:42.791	77.727	1:30.438	1:39.341	122.9	
3	4:16.209	103.993	1:09.404	1:29.993	1:36.812	133.9
4	4:15.774	104.170	1:10.256	1:29.053	1:36.465	133.1
<i>Ideal</i>	<i>4:14.922</i>	<i>104.518</i>	<i>1:09.404</i>	<i>1:29.053</i>	<i>1:36.465</i>	<i>133.9</i>

3 1 Paul ROBINSON

ULW Behind **9.614**

Best Time **4:17.661** Best Speed **103.407** On **3** Gp

Lap	Lap Time	Lap Speed	Sector 1	Sector 2	Sector 3	Speed Trap
1	5:46.571	75.582	1:41.783	1:42.128	112.2	
2	4:18.561	103.047	1:09.355	1:31.546	1:37.660	133.1
3	4:17.661	103.407	1:08.889	1:30.423	1:38.349	132.0
4	4:27.956	99.434	1:09.200	1:33.512	1:45.244	131.8
<i>Ideal</i>	<i>4:16.972</i>	<i>103.684</i>	<i>1:08.889</i>	<i>1:30.423</i>	<i>1:37.660</i>	<i>133.1</i>

4 44 Michal DOKOUPIL

ULW Behind **14.930**

Best Time **4:22.977** Best Speed **101.317** On **5** Gp

Lap	Lap Time	Lap Speed	Sector 1	Sector 2	Sector 3	Speed Trap
1	5:42.990	76.372	1:45.681	1:45.998	121.3	
2	4:30.382	98.542	1:13.014	1:36.176	1:41.192	131.2
3	4:27.656	99.546	1:12.029	1:34.658	1:40.969	131.5
4	4:27.481	99.611	1:11.953	1:35.140	1:40.388	131.2
5	4:22.977	101.317	1:11.172	1:32.440	1:39.365	129.2
<i>Ideal</i>	<i>4:22.977</i>	<i>101.317</i>	<i>1:11.172</i>	<i>1:32.440</i>	<i>1:39.365</i>	<i>131.5</i>

MCE INSURANCE ULSTER GRAND PRIX

ULTRA-LIGHTWEIGHT / LIGHTWEIGHT

First Qualifying

Wednesday, 08 August 2018

DETAILED SECTOR ANALYSIS



Qualifying Classification

Position

5 74 Joey THOMPSON

LWT Behind 19.247

Best Time **4:24.106** Best Speed **100.884** On **3** Gp

Lap	Lap Time	Lap Speed	Sector 1	Sector 2	Sector 3	Speed Trap
1	6:01.738	72.413	1:48.495	1:46.368	129.2	
2	4:25.913	100.198	1:07.591	1:37.681	1:40.641	143.6
3	4:24.106	100.884	1:06.918	1:34.928	1:42.260	141.5
<i>Ideal</i>	<i>4:22.487</i>	<i>101.506</i>	<i>1:06.918</i>	<i>1:34.928</i>	<i>1:40.641</i>	<i>143.6</i>

5 23 Chris MEYER

ULW Behind 17.159

Best Time **4:25.206** Best Speed **100.465** On **5** Gp

Lap	Lap Time	Lap Speed	Sector 1	Sector 2	Sector 3	Speed Trap
1	6:09.589	70.875	1:43.533	1:50.136	113.7	
2	4:39.164	95.442	1:14.853	1:38.351	1:45.960	124.0
3	4:37.361	96.062	1:15.203	1:38.116	1:44.042	127.8
4	4:34.014	97.236	1:13.724	1:37.683	1:42.607	128.2
5	4:25.206	100.465	1:12.025	1:33.916	1:39.265	128.5
<i>Ideal</i>	<i>4:25.206</i>	<i>100.465</i>	<i>1:12.025</i>	<i>1:33.916</i>	<i>1:39.265</i>	<i>128.5</i>

6 87 Dave WALSH

LWT Behind 21.700

Best Time **4:26.559** Best Speed **99.955** On **5** Gp

Lap	Lap Time	Lap Speed	Sector 1	Sector 2	Sector 3	Speed Trap
1	6:15.364	69.785	1:43.665	1:49.589	111.3	
2	4:41.059	94.798	1:17.508	1:40.454	1:43.097	131.5
3	4:30.547	98.482	1:12.499	1:36.551	1:41.497	126.8
4	4:30.517	98.493	1:13.172	1:33.990	1:43.355	130.0
5	4:26.559	99.955	1:12.147	1:33.739	1:40.673	129.0
<i>Ideal</i>	<i>4:26.559</i>	<i>99.955</i>	<i>1:12.147</i>	<i>1:33.739</i>	<i>1:40.673</i>	<i>131.5</i>

7 22 Matt DONALDSON

LWT Behind 22.179

Best Time **4:27.038** Best Speed **99.776** On **5** Gp

Lap	Lap Time	Lap Speed	Sector 1	Sector 2	Sector 3	Speed Trap
1	6:09.946	70.807	1:44.645	1:51.171	107.6	
2	4:41.064	94.797	1:16.742	1:38.121	1:46.201	119.8
3	4:35.658	96.656	1:13.300	1:38.511	1:43.847	133.6
4	4:29.973	98.691	1:12.057	1:34.703	1:43.213	134.4
5	4:27.038	99.776	1:11.934	1:33.348	1:41.756	130.5
<i>Ideal</i>	<i>4:27.038</i>	<i>99.776</i>	<i>1:11.934</i>	<i>1:33.348</i>	<i>1:41.756</i>	<i>134.4</i>

Qualifying Classification

Position

8 98 Paul OWEN

LWT Behind 22.419

Best Time **4:27.278** Best Speed **99.686** On **4** Gp

Lap	Lap Time	Lap Speed	Sector 1	Sector 2	Sector 3	Speed Trap
1	6:51.599	63.641	1:45.117	2:36.064	102.0	
2	4:30.734	98.414	1:12.806	1:35.859	1:42.069	137.4
3	4:28.154	99.361	1:09.405	1:35.902	1:42.847	140.6
4	4:27.278	99.686	1:08.787	1:32.807	1:45.684	143.3
<i>Ideal</i>	<i>4:23.663</i>	<i>101.053</i>	<i>1:08.787</i>	<i>1:32.807</i>	<i>1:42.069</i>	<i>143.3</i>

6 2 Nigel MOORE

ULW Behind 19.422

Best Time **4:27.469** Best Speed **99.615** On **5** Gp

Lap	Lap Time	Lap Speed	Sector 1	Sector 2	Sector 3	Speed Trap
1	6:19.593	69.007	1:38.808	1:47.088	104.7	
2	4:37.837	95.898	1:14.112	1:42.511	1:41.214	120.2
3	4:31.614	98.095	1:13.482	1:35.547	1:42.585	124.0
4	4:27.927	99.445	1:12.802	1:33.689	1:41.436	123.1
5	4:27.469	99.615	1:14.423	1:33.525	1:39.521	123.8
<i>Ideal</i>	<i>4:25.848</i>	<i>100.223</i>	<i>1:12.802</i>	<i>1:33.525</i>	<i>1:39.521</i>	<i>124.0</i>

9 24 Peter FLETCHER

LWT Behind 22.899

Best Time **4:27.758** Best Speed **99.508** On **3** Gp

Lap	Lap Time	Lap Speed	Sector 1	Sector 2	Sector 3	Speed Trap
1	5:51.896	74.439	1:50.367	1:47.214	100.8	
2	4:33.950	97.258	1:11.064	1:39.521	1:43.365	135.7
3	4:27.758	99.508	1:09.908	1:35.982	1:41.868	139.4
4	4:33.330	97.479	1:10.811	1:38.976	1:43.543	137.7
<i>Ideal</i>	<i>4:27.758</i>	<i>99.508</i>	<i>1:09.908</i>	<i>1:35.982</i>	<i>1:41.868</i>	<i>139.4</i>

7 5 Melissa KENNEDY

ULW Behind 20.122

Best Time **4:28.169** Best Speed **99.355** On **5** Gp

Lap	Lap Time	Lap Speed	Sector 1	Sector 2	Sector 3	Speed Trap
1	6:09.703	70.853	1:46.361	1:53.698	116.1	
2	4:39.333	95.384	1:16.537	1:38.201	1:44.595	129.7
3	4:34.220	97.163	1:13.640	1:37.008	1:43.572	131.0
4	4:31.190	98.248	1:12.093	1:37.298	1:41.799	132.0
5	4:28.169	99.355	1:12.144	1:34.625	1:41.400	129.7
<i>Ideal</i>	<i>4:28.118</i>	<i>99.374</i>	<i>1:12.093</i>	<i>1:34.625</i>	<i>1:41.400</i>	<i>132.0</i>

MCE INSURANCE ULSTER GRAND PRIX

ULTRA-LIGHTWEIGHT / LIGHTWEIGHT

First Qualifying

Wednesday, 08 August 2018

DETAILED SECTOR ANALYSIS



Qualifying Classification

Position

10 41 Darryl TWEED

LWT Behind 24.271

Best Time 4:29.130 Best Speed 99.000 On 5 Gp

Lap	Lap Time	Lap Speed	Sector 1	Sector 2	Sector 3	Speed Trap
1	5:06.786	85.384		1:33.202	1:43.637	121.5
2	4:29.948	98.700	1:10.643	1:34.075	1:45.230	133.3
3	4:29.748	98.774	1:11.370	1:34.336	1:44.042	131.5
4	4:29.916	98.712	1:11.010	1:34.199	1:44.707	132.3
5	4:29.130	99.000	1:11.003	1:33.320	1:44.807	132.3
Ideal	4:27.482	99.610	1:10.643	1:33.202	1:43.637	133.3

11 28 Paul GARTLAND

LWT Behind 24.279

Best Time 4:29.138 Best Speed 98.997 On 5 Gp

Lap	Lap Time	Lap Speed	Sector 1	Sector 2	Sector 3	Speed Trap
1	6:15.700	69.722		1:42.130	1:48.320	107.2
2	4:46.857	92.882	1:16.338	1:43.813	1:46.706	132.8
3	4:34.798	96.958	1:13.658	1:38.579	1:42.561	130.0
4	4:35.020	96.880	1:13.925	1:37.914	1:43.181	132.3
5	4:29.138	98.997	1:12.580	1:34.644	1:41.914	130.7
Ideal	4:29.138	98.997	1:12.580	1:34.644	1:41.914	132.8

8 7 Christopher EDER

ULW Behind 21.285

Best Time 4:29.332 Best Speed 98.926 On 4 Gp

Lap	Lap Time	Lap Speed	Sector 1	Sector 2	Sector 3	Speed Trap
1	5:20.421	81.751		1:37.697	1:45.059	117.5
2	4:31.486	98.141	1:13.274	1:35.192	1:43.020	125.2
3	4:31.231	98.233	1:12.836	1:35.055	1:43.340	128.0
4	4:29.332	98.926	1:12.132	1:35.187	1:42.013	127.5
5	4:29.974	98.691	1:12.114	1:34.994	1:42.866	127.0
Ideal	4:29.121	99.004	1:12.114	1:34.994	1:42.013	128.0

9 3 Gary DUNLOP

ULW Behind 22.256

Best Time 4:30.303 Best Speed 98.571 On 4 Gp

Lap	Lap Time	Lap Speed	Sector 1	Sector 2	Sector 3	Speed Trap
1	7:50.325	55.695		1:43.731	1:49.442	112.4
2	4:46.591	92.969	1:14.212	1:38.230	1:54.149	124.7
3	5:39.645	78.446		1:37.051	1:47.119	111.5
4	4:30.303	98.571	1:12.781	1:33.626	1:43.896	125.6
Ideal	4:30.303	98.571	1:12.781	1:33.626	1:43.896	125.6

Qualifying Classification

Position

12 199 Lloyd COLLINS

LWT Behind 27.782

Best Time 4:32.641 Best Speed 97.725 On 5 Gp

Lap	Lap Time	Lap Speed	Sector 1	Sector 2	Sector 3	Speed Trap
1	6:07.188	71.339		1:44.900	1:48.680	98.9
2	4:40.076	95.131	1:16.715	1:36.401	1:46.960	127.3
3	4:33.656	97.363	1:12.955	1:36.563	1:44.138	126.1
4	4:35.615	96.671	1:13.898	1:37.094	1:44.623	124.9
5	4:32.641	97.725	1:12.978	1:35.278	1:44.385	125.4
Ideal	4:32.371	97.822	1:12.955	1:35.278	1:44.138	127.3

13 10 Bryan HARDING

LWT Behind 28.552

Best Time 4:33.411 Best Speed 97.450 On 3 Gp

Lap	Lap Time	Lap Speed	Sector 1	Sector 2	Sector 3	Speed Trap
1	5:55.183	73.750		1:47.304	1:50.236	100.5
2	4:34.233	97.158	1:12.338	1:37.184	1:44.711	136.9
3	4:33.411	97.450	1:11.157	1:37.380	1:44.874	132.8
4	4:38.120	95.800	1:13.066	1:40.372	1:44.682	129.5
5	4:37.271	96.094	1:11.150	1:39.536	1:46.585	133.3
Ideal	4:33.016	97.591	1:11.150	1:37.184	1:44.682	136.9

10 9 Lorenzo TIVERON

ULW Behind 30.409

Best Time 4:38.456 Best Speed 95.685 On 4 Gp

Lap	Lap Time	Lap Speed	Sector 1	Sector 2	Sector 3	Speed Trap
1	5:55.063	73.775		1:48.251	1:56.248	105.9
2	4:51.832	91.299	1:16.908	1:42.508	1:52.416	124.0
3	4:43.254	94.064	1:16.783	1:39.155	1:47.316	122.6
4	4:38.456	95.685	1:13.639	1:38.026	1:46.791	127.8
5	4:39.329	95.386	1:13.680	1:38.717	1:46.932	129.5
Ideal	4:38.456	95.685	1:13.639	1:38.026	1:46.791	129.5

14 69 Dave WOOLAMS

LWT Behind 35.649

Best Time 4:40.508 Best Speed 94.985 On 5 Gp

Lap	Lap Time	Lap Speed	Sector 1	Sector 2	Sector 3	Speed Trap
1	6:13.288	70.173		1:47.713	1:52.947	101.6
2	4:49.069	92.172	1:18.288	1:42.941	1:47.840	121.5
3	4:41.901	94.515	1:15.738	1:40.902	1:45.261	124.5
4	4:45.100	93.455	1:17.626	1:40.692	1:46.782	122.2
5	4:40.508	94.985	1:16.240	1:39.094	1:45.174	122.0
Ideal	4:40.006	95.155	1:15.738	1:39.094	1:45.174	124.5

MCE INSURANCE ULSTER GRAND PRIX

ULTRA-LIGHTWEIGHT / LIGHTWEIGHT

First Qualifying

Wednesday, 08 August 2018

DETAILED SECTOR ANALYSIS



Qualifying Classification

Position

15	54 Johnny McCAY	LWT	Behind	35.883		
Best Time	4:40.742	Best Speed	94.906	On 5 Gp		
Lap	Lap Time	Lap Speed	Sector 1	Sector 2	Sector 3	Speed Trap
1	6:01.160	72.529		1:52.688	1:57.455	102.8
2	4:54.457	90.485	1:19.488	1:44.295	1:50.674	111.5
3	4:48.464	92.365	1:17.064	1:41.988	1:49.412	119.4
4	4:46.282	93.069	1:16.894	1:41.056	1:48.332	123.1
5	4:40.742	94.906	1:15.624	1:38.747	1:46.371	120.7
<i>Ideal</i>	<i>4:40.742</i>	<i>94.906</i>	<i>1:15.624</i>	<i>1:38.747</i>	<i>1:46.371</i>	<i>123.1</i>

16	19 Kenny RUDDY	LWT	Behind	37.641		
Best Time	4:42.500	Best Speed	94.315	On 4 Gp		
Lap	Lap Time	Lap Speed	Sector 1	Sector 2	Sector 3	Speed Trap
1	5:26.962	80.115		1:42.926	1:48.169	113.5
2	4:42.649	94.265	1:15.119	1:40.687	1:46.843	122.6
3	4:44.127	93.775	1:16.403	1:41.446	1:46.278	121.8
4	4:42.500	94.315	1:15.779	1:40.304	1:46.417	124.5
5	4:46.239	93.083	1:16.909	1:41.137	1:48.193	122.0
<i>Ideal</i>	<i>4:41.701</i>	<i>94.582</i>	<i>1:15.119</i>	<i>1:40.304</i>	<i>1:46.278</i>	<i>124.5</i>

17	25 Fabrice FAIVRE	LWT	Behind	42.000		
Best Time	4:46.859	Best Speed	92.882	On 4 Gp		
Lap	Lap Time	Lap Speed	Sector 1	Sector 2	Sector 3	Speed Trap
1	6:48.257	64.162		1:52.390	1:54.996	101.9
2	5:01.936	88.244	1:19.980	1:48.730	1:53.226	119.2
3	4:52.472	91.099	1:18.391	1:44.476	1:49.605	117.9
4	4:46.859	92.882	1:16.297	1:42.101	1:48.461	121.1
<i>Ideal</i>	<i>4:46.859</i>	<i>92.882</i>	<i>1:16.297</i>	<i>1:42.101</i>	<i>1:48.461</i>	<i>121.1</i>

18	57 Yvonne MONTGOMERY	LWT	Behind	42.377		
Best Time	4:47.236	Best Speed	92.760	On 4 Gp		
Lap	Lap Time	Lap Speed	Sector 1	Sector 2	Sector 3	Speed Trap
1	6:15.192	69.817		1:52.115	1:56.834	112.6
2	4:54.064	90.606	1:17.535	1:45.131	1:51.398	129.0
3	4:52.364	91.133	1:18.637	1:43.722	1:50.005	128.5
4	4:47.236	92.760	1:16.142	1:42.417	1:48.677	132.3
<i>Ideal</i>	<i>4:47.236</i>	<i>92.760</i>	<i>1:16.142</i>	<i>1:42.417</i>	<i>1:48.677</i>	<i>132.3</i>

Qualifying Classification

Position

19	12 Malcolm LOVE	LWT	Behind	43.054		
Best Time	4:47.913	Best Speed	92.542	On 4 Gp		
Lap	Lap Time	Lap Speed	Sector 1	Sector 2	Sector 3	Speed Trap
1	6:14.021	70.035		1:50.069	1:58.608	99.3
2	4:54.747	90.396	1:16.853	1:44.393	1:53.501	133.1
3	4:53.557	90.762	1:16.189	1:44.045	1:53.323	132.8
4	4:47.913	92.542	1:14.840	1:43.078	1:49.995	126.8
<i>Ideal</i>	<i>4:47.913</i>	<i>92.542</i>	<i>1:14.840</i>	<i>1:43.078</i>	<i>1:49.995</i>	<i>133.1</i>

11	11 Sarah BOYES	ULW	Behind	45.423		
Best Time	4:53.470	Best Speed	90.789	On 4 Gp		
Lap	Lap Time	Lap Speed	Sector 1	Sector 2	Sector 3	Speed Trap
1	6:01.437	72.474		1:51.932	1:56.913	98.6
2	4:54.881	90.355	1:18.151	1:44.837	1:51.893	117.9
3	4:56.944	89.727	1:17.516	1:45.112	1:54.316	117.7
4	4:53.470	90.789	1:18.265	1:43.676	1:51.529	120.0
<i>Ideal</i>	<i>4:52.721</i>	<i>91.022</i>	<i>1:17.516</i>	<i>1:43.676</i>	<i>1:51.529</i>	<i>120.0</i>

12	15 Peter McKILLOP	ULW	Behind	45.776		
Best Time	4:53.823	Best Speed	90.680	On 4 Gp		
Lap	Lap Time	Lap Speed	Sector 1	Sector 2	Sector 3	Speed Trap
1	6:09.421	70.907		1:50.109	1:58.520	105.7
2	4:58.625	89.222	1:19.436	1:45.397	1:53.792	120.7
3	4:57.902	89.439	1:19.293	1:44.359	1:54.250	123.5
4	4:53.823	90.680	1:18.426	1:43.997	1:51.400	125.9
<i>Ideal</i>	<i>4:53.823</i>	<i>90.680</i>	<i>1:18.426</i>	<i>1:43.997</i>	<i>1:51.400</i>	<i>125.9</i>

Non Qualifiers

Position

105 Darren DUNCAN	LWT	Behind	38.645			
Best Time	4:46.692	Best Speed	92.936	On 2 Gp		
Lap	Lap Time	Lap Speed	Sector 1	Sector 2	Sector 3	Speed Trap
1	6:01.891	72.383		1:52.276	1:56.462	95.9
2	4:46.692	92.936	1:15.776	1:41.418	1:49.498	124.0
<i>Ideal</i>	<i>4:46.692</i>	<i>92.936</i>	<i>1:15.776</i>	<i>1:41.418</i>	<i>1:49.498</i>	<i>124.0</i>



Non Qualifiers

Position

71 Davy MORGAN

LWT Behind **1:00.614**

Best Time **5:08.661** Best Speed **86.321** On **4** Gp

Lap	Lap Time	Lap Speed	Sector 1	Sector 2	Sector 3	Speed Trap
1	7:10.653	60.825		1:56.820	2:05.080	86.4
2	5:22.966	82.498	1:31.558	1:51.814	1:59.594	95.9
3	5:14.052	84.839	1:25.213	1:52.515	1:56.324	105.0
4	5:08.661	86.321	1:22.960	1:47.670	1:58.031	114.5
<i>Ideal</i>	<i>5:06.954</i>	<i>86.801</i>	<i>1:22.960</i>	<i>1:47.670</i>	<i>1:56.324</i>	<i>114.5</i>

21 Anders RICHNAU

ULW Behind **1:14.402**

Best Time **5:22.449** Best Speed **82.630** On **4** Gp

Lap	Lap Time	Lap Speed	Sector 1	Sector 2	Sector 3	Speed Trap
1	6:36.599	66.048		2:02.872	2:10.118	100.6
2	5:36.670	79.140	1:29.325	1:58.343	2:09.002	110.6
3	5:28.565	81.092	1:27.163	1:56.747	2:04.655	113.7
4	5:22.449	82.630	1:24.655	1:53.790	2:04.004	108.6
<i>Ideal</i>	<i>5:22.449</i>	<i>82.630</i>	<i>1:24.655</i>	<i>1:53.790</i>	<i>2:04.004</i>	<i>113.7</i>

32 Aaron BOYD

LWT Behind **1:56.181**

Best Time **6:04.228** Best Speed **73.152** On **1** Gp

Lap	Lap Time	Lap Speed	Sector 1	Sector 2	Sector 3	Speed Trap
1	6:04.228	71.918		1:51.472	1:56.049	107.6
<i>Ideal</i>	<i>0.000</i>	<i>0.000</i>		<i>1:51.472</i>	<i>1:56.049</i>	<i>107.6</i>

30 David GRAHAM

LWT Behind **2:41.049**

Best Time **6:49.096** Best Speed **65.129** On **1** Gp

Lap	Lap Time	Lap Speed	Sector 1	Sector 2	Sector 3	Speed Trap
1	6:49.096	64.031		1:56.203	2:17.262	105.0
<i>Ideal</i>	<i>0.000</i>	<i>0.000</i>		<i>1:56.203</i>	<i>2:17.262</i>	<i>105.0</i>

MCE INSURANCE ULSTER GRAND PRIX

ULTRA-LIGHTWEIGHT / LIGHTWEIGHT

First Qualifying

SECTOR ANALYSIS

Perfect Lap (sum of best sectors) = 4:04.395



SECTOR 1

FINISH - TULLYRUSK

SECTOR 2

TULLYRUSK - JORDAN'S

SECTOR 3

JORDAN'S - FINISH

IDEAL / BEST

COMPARISON

Pos	No	Name	Time	No	Name	Time	No	Name	Time	Pos	No	Name	Ideal Time	Best Tim	Diff
1	109	Neil KERNOHAN	1:05.066	109	Neil KERNOHAN	1:25.775	109	Neil KERNOHAN	1:33.554	1	109	Neil KERNOHAN	4:04.395	4:04.859	0.464
2	13	Lee JOHNSTON	1:06.000	86	Derek McGEE	1:26.164	86	Derek McGEE	1:33.982	2	86	Derek McGEE	4:07.999	4:08.047	0.048
3	74	Joey THOMPSON	1:06.918	16	Stephen MORRISON	1:26.622	16	Stephen MORRISON	1:34.149	3	16	Stephen MORRISON	4:08.560	4:09.349	0.789
4	16	Stephen MORRISON	1:07.789	13	Lee JOHNSTON	1:27.898	13	Lee JOHNSTON	1:35.286	4	13	Lee JOHNSTON	4:09.184	4:09.716	0.532
5	86	Derek McGEE	1:07.853	18	Christian ELKIN	1:28.624	18	Christian ELKIN	1:35.615	5	18	Christian ELKIN	4:12.764	4:12.764	0.000
6	18	Christian ELKIN	1:08.525	72	Gareth KEYS	1:29.053	72	Gareth KEYS	1:36.465	6	72	Gareth KEYS	4:14.922	4:15.774	0.852
7	98	Paul OWEN	1:08.787	1	Paul ROBINSON	1:30.423	1	Paul ROBINSON	1:37.660	7	1	Paul ROBINSON	4:16.972	4:17.661	0.689
8	1	Paul ROBINSON	1:08.889	44	Michal DOKOUPIL	1:32.440	23	Chris MEYER	1:39.265	8	44	Michal DOKOUPIL	4:22.977	4:22.977	0.000
9	72	Gareth KEYS	1:09.404	98	Paul OWEN	1:32.807	44	Michal DOKOUPIL	1:39.365	9	74	Joey THOMPSON	4:22.487	4:24.106	1.619
10	24	Peter FLETCHER	1:09.908	41	Darryl TWEED	1:33.202	2	Nigel MOORE	1:39.521	10	23	Chris MEYER	4:25.206	4:25.206	0.000
11	41	Darryl TWEED	1:10.643	22	Matt DONALDSON	1:33.348	74	Joey THOMPSON	1:40.641	11	87	Dave WALSH	4:26.559	4:26.559	0.000
12	10	Bryan HARDING	1:11.150	2	Nigel MOORE	1:33.525	87	Dave WALSH	1:40.673	12	22	Matt DONALDSON	4:27.038	4:27.038	0.000
13	44	Michal DOKOUPIL	1:11.172	3	Gary DUNLOP	1:33.626	5	Melissa KENNEDY	1:41.400	13	98	Paul OWEN	4:23.663	4:27.278	3.615
14	22	Matt DONALDSON	1:11.934	87	Dave WALSH	1:33.739	22	Matt DONALDSON	1:41.756	14	2	Nigel MOORE	4:25.848	4:27.469	1.621
15	23	Chris MEYER	1:12.025	23	Chris MEYER	1:33.916	24	Peter FLETCHER	1:41.868	15	24	Peter FLETCHER	4:27.758	4:27.758	0.000
16	5	Melissa KENNEDY	1:12.093	5	Melissa KENNEDY	1:34.625	28	Paul GARTLAND	1:41.914	16	5	Melissa KENNEDY	4:28.118	4:28.169	0.051
17	7	Christopher EDER	1:12.114	28	Paul GARTLAND	1:34.644	7	Christopher EDER	1:42.013	17	41	Darryl TWEED	4:27.482	4:29.130	1.648
18	87	Dave WALSH	1:12.147	74	Joey THOMPSON	1:34.928	98	Paul OWEN	1:42.069	18	28	Paul GARTLAND	4:29.138	4:29.138	0.000
19	28	Paul GARTLAND	1:12.580	7	Christopher EDER	1:34.994	41	Darryl TWEED	1:43.637	19	7	Christopher EDER	4:29.121	4:29.332	0.211
20	3	Gary DUNLOP	1:12.781	199	Lloyd COLLINS	1:35.278	3	Gary DUNLOP	1:43.896	20	3	Gary DUNLOP	4:30.303	4:30.303	0.000
21	2	Nigel MOORE	1:12.802	24	Peter FLETCHER	1:35.982	199	Lloyd COLLINS	1:44.138	21	199	Lloyd COLLINS	4:32.371	4:32.641	0.270
22	199	Lloyd COLLINS	1:12.955	10	Bryan HARDING	1:37.184	10	Bryan HARDING	1:44.682	22	10	Bryan HARDING	4:33.016	4:33.411	0.395
23	9	Lorenzo TIVERON	1:13.639	9	Lorenzo TIVERON	1:38.026	69	Dave WOOLAMS	1:45.174	23	9	Lorenzo TIVERON	4:38.456	4:38.456	0.000
24	12	Malcolm LOVE	1:14.840	54	Johnny McCAY	1:38.747	19	Kenny RUDDY	1:46.278	24	69	Dave WOOLAMS	4:40.006	4:40.508	0.502
25	19	Kenny RUDDY	1:15.119	69	Dave WOOLAMS	1:39.094	54	Johnny McCAY	1:46.371	25	54	Johnny McCAY	4:40.742	4:40.742	0.000
26	54	Johnny McCAY	1:15.624	19	Kenny RUDDY	1:40.304	9	Lorenzo TIVERON	1:46.791	26	19	Kenny RUDDY	4:41.701	4:42.500	0.799
27	69	Dave WOOLAMS	1:15.738	105	Darren DUNCAN	1:41.418	25	Fabrice FAIVRE	1:48.461	27	105	Darren DUNCAN	4:46.692	4:46.692	0.000
28	105	Darren DUNCAN	1:15.776	25	Fabrice FAIVRE	1:42.101	57	Yvonne MONTGOMERY	1:48.677	28	25	Fabrice FAIVRE	4:46.859	4:46.859	0.000
29	57	Yvonne MONTGOMERY	1:16.142	57	Yvonne MONTGOMERY	1:42.417	105	Darren DUNCAN	1:49.498	29	57	Yvonne MONTGOMERY	4:47.236	4:47.236	0.000
30	25	Fabrice FAIVRE	1:16.297	12	Malcolm LOVE	1:43.078	12	Malcolm LOVE	1:49.995	30	12	Malcolm LOVE	4:47.913	4:47.913	0.000
31	11	Sarah BOYES	1:17.516	11	Sarah BOYES	1:43.676	15	Peter McKILLOP	1:51.400	31	11	Sarah BOYES	4:52.721	4:53.470	0.749
32	15	Peter McKILLOP	1:18.426	15	Peter McKILLOP	1:43.997	11	Sarah BOYES	1:51.529	32	15	Peter McKILLOP	4:53.823	4:53.823	0.000
33	71	Davy MORGAN	1:22.960	71	Davy MORGAN	1:47.670	32	Aaron BOYD	1:56.049	33	71	Davy MORGAN	5:06.954	5:08.661	1.707
34	21	Anders RICHNAU	1:24.655	32	Aaron BOYD	1:51.472	71	Davy MORGAN	1:56.324	34	21	Anders RICHNAU	5:22.449	5:22.449	0.000
				21	Anders RICHNAU	1:53.790	21	Anders RICHNAU	2:04.004						
				30	David GRAHAM	1:56.203	30	David GRAHAM	2:17.262						

MCE INSURANCE ULSTER GRAND PRIX

ULTRA-LIGHTWEIGHT / LIGHTWEIGHT

First Qualifying

Wednesday, 08 August 2018



SPEED TRAP ON FLYING KILO

Class	No/Name	Fastest	Lap 1	Lap 2	Lap 3	Lap 4	Lap 5	Lap 6	Lap 7	Lap 8	Lap 9	Lap 10	Lap 11	Lap 12
LWT	13 Lee JOHNSTON	154.1	120.2	154.1	139.7	151.0	151.0							
LWT	109 Neil KERNOHAN	145.1	127.8	145.1	145.1	142.7	142.7							
LWT	74 Joey THOMPSON	143.6	129.2	143.6	141.5									
LWT	98 Paul OWEN	143.3	102.0	137.4	140.6	143.3								
LWT	16 Stephen MORRISON	139.7	120.4	137.4	138.8	139.7	139.1							
LWT	24 Peter FLETCHER	139.4	100.8	135.7	139.4	137.7								
LWT	10 Bryan HARDING	136.9	100.5	136.9	132.8	129.5	133.3							
ULW	18 Christian ELKIN	134.7	119.8	134.7	131.0	130.0	131.0							
LWT	22 Matt DONALDSON	134.4	107.6	119.8	133.6	134.4	130.5							
ULW	86 Derek McGEE	133.9	110.2	133.9	129.7	131.5	131.0							
LWT	72 Gareth KEYS	133.9	106.2	122.9	133.9	133.1								
LWT	41 Darryl TWEED	133.3	121.5	133.3	131.5	132.3	132.3							
LWT	12 Malcolm LOVE	133.1	99.3	133.1	132.8	126.8								
ULW	1 Paul ROBINSON	133.1	112.2	133.1	132.0	131.8								
LWT	28 Paul GARTLAND	132.8	107.2	132.8	130.0	132.3	130.7							
LWT	57 Yvonne MONTGOMERY	132.3	112.6	129.0	128.5	132.3								
ULW	5 Melissa KENNEDY	132.0	116.1	129.7	131.0	132.0	129.7							
LWT	87 Dave WALSH	131.5	111.3	131.5	126.8	130.0	129.0							
ULW	44 Michal DOKOUPIL	131.5	121.3	131.2	131.5	131.2	129.2							
ULW	9 Lorenzo TIVERON	129.5	105.9	124.0	122.6	127.8	129.5							
ULW	23 Chris MEYER	128.5	113.7	124.0	127.8	128.2	128.5							
ULW	7 Christopher EDER	128.0	117.5	125.2	128.0	127.5	127.0							
LWT	199 Lloyd COLLINS	127.3	98.9	127.3	126.1	124.9	125.4							
ULW	15 Peter McKILLOP	125.9	105.7	120.7	123.5	125.9								
ULW	3 Gary DUNLOP	125.6	112.4	124.7	111.5	125.6								
LWT	19 Kenny RUDDY	124.5	113.5	122.6	121.8	124.5	122.0							
LWT	69 Dave WOOLAMS	124.5	101.6	121.5	124.5	122.2	122.0							
ULW	2 Nigel MOORE	124.0	104.7	120.2	124.0	123.1	123.8							
LWT	105 Darren DUNCAN	124.0	95.9	124.0										
LWT	54 Johnny McCAY	123.1	102.8	111.5	119.4	123.1	120.7							
LWT	25 Fabrice FAIVRE	121.1	101.9	119.2	117.9	121.1								
ULW	11 Sarah BOYES	120.0	98.6	117.9	117.7	120.0								
LWT	71 Davy MORGAN	114.5	86.4	95.9	105.0	114.5								
ULW	21 Anders RICHNAU	113.7	100.6	110.6	113.7	108.6								
LWT	32 Aaron BOYD	107.6	107.6											
LWT	30 David GRAHAM	105.0	105.0											



**MCE INSURANCE ULSTER GRAND PRIX
ULTRA-LIGHTWEIGHT / LIGHTWEIGHT
Second Qualifying
Thursday, 09 August 2018**



Lightweight (250GP/400/Moto 450)

Qualifying Time

4:42.304


Qualifying Speed

94.38

Pos	Class	No	Name	Machine / Sponsor	Best Lap			Total Laps	Qualifying Laps
					Time	Behind	Speed		
Qualifying Classification									
1	LWT	74	Joey THOMPSON	Yamaha 250 - Thompson's	3:53.824		113.949	4	5
2	LWT	71	Davy MORGAN	Honda - DM71	3:56.323	2.499	112.744	3	4
3	LWT	109	Neil KERNOHAN	Honda 250 - Logan Racing	3:58.501	4.677	111.714	5	5
4	LWT	41	Darryl TWEED	Kawasaki 400 - M & D Racing	4:03.257	9.433	109.530	2	5
5	LWT	98	Paul OWEN	Honda 250 - Team #98	4:03.888	10.064	109.247	4	4
6	LWT	16	Stephen MORRISON	Kawasaki 400 - NAB Racing	4:03.956	10.132	109.216	5	5
7	LWT	72	Gareth KEYS	Yamaha 250	4:09.935	16.111	106.604	3	4
8	LWT	28	Paul GARTLAND	Yamaha 400 - MJF	4:13.877	20.053	104.948	4	5
9	LWT	24	Peter FLETCHER	Kawasaki 400 - Bayview Hotel	4:14.827	21.003	104.557	5	5
10	LWT	10	Bryan HARDING	Honda 250	4:17.433	23.609	103.499	5	5
11	LWT	199	Lloyd COLLINS	Kawasaki 400	4:17.916	24.092	103.305	5	5
12	LWT	87	Dave WALSH	Kawasaki 400 - DRW Racing	4:22.000	28.176	101.695	3	5
13	LWT	22	Matt DONALDSON	Yamaha 400	4:23.602	29.778	101.076	4	5
14	LWT	31	Shaun ANDERSON	Honda 250 - CB Racing	4:28.763	34.939	99.136	3	3
15	LWT	25	Fabrice FAIVRE	Kawasaki 400	4:35.493	41.669	96.714	4	4
16	LWT	69	Dave WOOLAMS	Suzuki 400	4:35.895	42.071	96.573	2	3
17	LWT	105	Darren DUNCAN	Suzuki 400	4:36.161	42.337	96.480	2	5
18	LWT	32	Aaron BOYD	Kawasaki 400	4:37.325	43.501	96.075	3	5
19	LWT	57	Yvonne MONTGOMERY	Kawasaki 400	4:40.639	46.815	94.940	2	5
20	LWT	34	Gillian McGAW	Kawasaki 400	4:40.687	46.863	94.924	2	5
Non Qualifiers									
LWT	54	Johnny McCAY	Yamaha 400	4:37.964	33.383	95.854	2	2	1
LWT	19	Kenny RUDDY	Kawasaki 400	4:39.755	35.174	95.240	2	3	1
LWT	30	David GRAHAM	Kawasaki 400 - Patch Racing	4:47.208	42.627	92.769	3	4	0

Provisional result to be confirmed by the Stewards of the Meeting subject to completion of technical inspections & the time limit for protests

Page 1 / 2

Circuit	Dundrod	Signed	Organising Club	Dundrod & District MCC
Length(miles)	7.4011 Lap 1 (7.2763)	 Chief Timekeeper	Qualifying Started	12:03
Weather	Sunny	Issued At:	12:37	
Track	Dry, 25°C			

**MCE INSURANCE ULSTER GRAND PRIX
ULTRA-LIGHTWEIGHT / LIGHTWEIGHT
Second Qualifying
Thursday, 09 August 2018**



Ultra-Lightweight (125GP/Moto 3)

Qualifying Time


4:55.708

Qualifying Speed

90.102

Pos	Class	No	Name	Machine / Sponsor	Best Lap			Total Laps	Qualifying Laps
					Time	Behind	Speed		
Qualifying Classification									
1	ULW	18	Christian ELKIN	Honda 250 Moto 3 - Bob Wylie Racing	4:04.581		108.937	3	5
2	ULW	1	Paul ROBINSON	Honda 250 Moto 3 - CB Racing	4:07.742	3.161	107.547	5	5
3	ULW	3	Gary DUNLOP	Honda 250 Moto 3 - Joey's Bar MCC	4:08.347	3.766	107.285	5	5
4	ULW	44	Michal DOKOUPIL	Ariane 250 Moto 3	4:10.886	6.305	106.199	3	5
5	ULW	2	Nigel MOORE	Honda 250 Moto 3	4:17.153	12.572	103.611	5	5
6	ULW	9	Lorenzo TIVERON	Honda 125	4:19.402	14.821	102.713	4	5
7	ULW	7	Christopher EDER	KTM 125	4:21.479	16.898	101.897	3	5
8	ULW	5	Melissa KENNEDY	Honda 250 Moto 3 - K.N.R.	4:24.579	19.998	100.703	3	5
9	ULW	23	Chris MEYER	Honda 125	4:30.187	25.606	98.613	5	5
10	ULW	11	Sarah BOYES	Honda 125 - Steve Boyes Race Prep	4:36.224	31.643	96.458	5	5
11	ULW	21	Anders RICHNAU	Honda 125	4:43.990	39.409	93.820	2	5
12	ULW	79	John McALLISTER	Honda 125 - CB Racing	4:48.146	43.565	92.467	4	5
Non Qualifiers									
	ULW	12	Malcolm LOVE	Honda 125 - CB Racing	6:18.917	2:14.336	70.316	1	1

Provisional result to be confirmed by the Stewards of the Meeting subject to completion of technical inspections & the time limit for protests Page 2 / 2

Circuit	Dundrod	Signed	Organising Club	Dundrod & District MCC
Length(miles)	7.4011 Lap 1 (7.2763)	 Chief Timekeeper	Qualifying Started	12:03
Weather	Sunny	Issued At:	12:37	
Track	Dry, 25°C			

ULTRA-LIGHTWEIGHT / LIGHTWEIGHT

Second Qualifying

Thursday, 09 August 2018

DETAILED SECTOR ANALYSIS

Lightweight (250GP/400/Moto 45)

Qualifying Classification

Position

1 74 Joey THOMPSON

LWT Behind

Best Time **3:53.824** Best Speed **113.949** On **4** Gp

Lap	Lap Time	Lap Speed	Sector 1	Sector 2	Sector 3	Speed Trap
1	5:12.731	83.761		1:29.198	1:39.194	130.0
2	4:02.946	109.670	1:03.711	1:25.768	1:33.467	153.0
3	3:56.519	112.650	1:02.664	1:22.490	1:31.365	151.6
4	3:53.824	113.949	1:01.695	1:21.597	1:30.532	153.7
5	4:04.026	109.185	1:03.448	1:24.385	1:36.193	148.6
<i>Ideal</i>	<i>3:53.824</i>	<i>113.949</i>	<i>1:01.695</i>	<i>1:21.597</i>	<i>1:30.532</i>	<i>153.7</i>

2 71 Davy MORGAN

LWT Behind **2.499**

Best Time **3:56.323** Best Speed **112.744** On **3** Gp

Lap	Lap Time	Lap Speed	Sector 1	Sector 2	Sector 3	Speed Trap
1	5:14.395	83.318		1:26.781	1:40.684	130.7
2	4:03.351	109.488	1:05.003	1:25.634	1:32.714	145.1
3	3:56.323	112.744	1:04.398	1:21.069	1:30.856	148.0
4	4:20.163	102.413	1:04.600	1:26.860	1:48.703	143.0
<i>Ideal</i>	<i>3:56.323</i>	<i>112.744</i>	<i>1:04.398</i>	<i>1:21.069</i>	<i>1:30.856</i>	<i>148.0</i>

3 109 Neil KERNOHAN

LWT Behind **4.677**

Best Time **3:58.501** Best Speed **111.714** On **5** Gp

Lap	Lap Time	Lap Speed	Sector 1	Sector 2	Sector 3	Speed Trap
1	4:18.462	101.348		1:25.302	1:33.130	128.7
2	4:00.783	110.655	1:04.489	1:23.379	1:32.915	143.6
3	3:59.302	111.340	1:04.448	1:22.615	1:32.239	142.0
4	3:58.979	111.491	1:04.738	1:22.311	1:31.930	141.5
5	3:58.501	111.714	1:04.307	1:21.961	1:32.233	141.7
<i>Ideal</i>	<i>3:58.198</i>	<i>111.856</i>	<i>1:04.307</i>	<i>1:21.961</i>	<i>1:31.930</i>	<i>143.6</i>

Qualifying Classification

Position

4 41 Darryl TWEED

LWT Behind **9.433**

Best Time **4:03.257** Best Speed **109.530** On **2** Gp

Lap	Lap Time	Lap Speed	Sector 1	Sector 2	Sector 3	Speed Trap
1	5:03.039	86.440		1:28.727	1:37.291	131.8
2	4:03.257	109.530	1:05.336	1:24.202	1:33.719	140.3
3	4:03.761	109.304	1:05.324	1:24.054	1:34.383	138.5
4	4:03.666	109.346	1:05.266	1:24.175	1:34.225	138.0
5	4:03.880	109.250	1:05.562	1:24.480	1:33.838	136.9
<i>Ideal</i>	<i>4:03.039</i>	<i>109.628</i>	<i>1:05.266</i>	<i>1:24.054</i>	<i>1:33.719</i>	<i>140.3</i>

5 98 Paul OWEN

LWT Behind **10.064**

Best Time **4:03.888** Best Speed **109.247** On **4** Gp

Lap	Lap Time	Lap Speed	Sector 1	Sector 2	Sector 3	Speed Trap
1	5:14.126	83.389		1:31.726	1:41.556	109.3
2	4:07.473	107.664	1:05.549	1:25.764	1:36.160	146.1
3	9:25.661	47.102		1:27.703	1:35.520	124.0
4	4:03.888	109.247	1:04.959	1:24.145	1:34.784	146.4
<i>Ideal</i>	<i>4:03.888</i>	<i>109.247</i>	<i>1:04.959</i>	<i>1:24.145</i>	<i>1:34.784</i>	<i>146.4</i>

6 16 Stephen MORRISON

LWT Behind **10.132**

Best Time **4:03.956** Best Speed **109.216** On **5** Gp

Lap	Lap Time	Lap Speed	Sector 1	Sector 2	Sector 3	Speed Trap
1	4:17.977	101.539		1:26.011	1:36.030	118.5
2	4:05.907	108.350	1:06.607	1:24.872	1:34.428	143.0
3	4:06.294	108.179	1:07.257	1:24.463	1:34.574	137.7
4	4:04.451	108.995	1:06.609	1:24.385	1:33.457	135.7
5	4:03.956	109.216	1:06.023	1:24.162	1:33.771	138.0
<i>Ideal</i>	<i>4:03.642</i>	<i>109.357</i>	<i>1:06.023</i>	<i>1:24.162</i>	<i>1:33.457</i>	<i>143.0</i>

7 72 Gareth KEYS

LWT Behind **16.111**

Best Time **4:09.935** Best Speed **106.604** On **3** Gp

Lap	Lap Time	Lap Speed	Sector 1	Sector 2	Sector 3	Speed Trap
1	4:48.668	90.743		1:33.654	1:39.817	129.0
2	4:12.058	105.706	1:08.293	1:27.583	1:36.182	138.8
3	4:09.935	106.604	1:08.519	1:27.020	1:34.396	138.8
4	4:25.870	100.214	1:08.390	1:28.948	1:48.532	139.4
<i>Ideal</i>	<i>4:09.709</i>	<i>106.700</i>	<i>1:08.293</i>	<i>1:27.020</i>	<i>1:34.396</i>	<i>139.4</i>

MCE INSURANCE ULSTER GRAND PRIX

ULTRA-LIGHTWEIGHT / LIGHTWEIGHT

Second Qualifying

Thursday, 09 August 2018

DETAILED SECTOR ANALYSIS

Lightweight (250GP/400/Moto 45)



Qualifying Classification

Position

8 28 Paul GARTLAND

LWT Behind 20.053

Best Time 4:13.877 Best Speed 104.948 On 4 Gp

Lap	Lap Time	Lap Speed	Sector 1	Sector 2	Sector 3	Speed Trap
1	7:11.054	60.769		1:32.106	1:39.290	116.3
2	4:17.391	103.516	1:09.676	1:29.657	1:38.058	131.0
3	4:15.594	104.243	1:09.377	1:28.937	1:37.280	132.3
4	4:13.877	104.948	1:08.631	1:28.346	1:36.900	132.5
5	4:17.500	103.472	1:08.650	1:28.007	1:40.843	131.5
<i>Ideal</i>	<i>4:13.538</i>	<i>105.089</i>	<i>1:08.631</i>	<i>1:28.007</i>	<i>1:36.900</i>	<i>132.5</i>

9 24 Peter FLETCHER

LWT Behind 21.003

Best Time 4:14.827 Best Speed 104.557 On 5 Gp

Lap	Lap Time	Lap Speed	Sector 1	Sector 2	Sector 3	Speed Trap
1	5:08.022	85.042		1:31.355	1:45.213	130.5
2	4:21.143	102.028	1:08.157	1:32.472	1:40.514	142.3
3	4:17.792	103.354	1:08.326	1:30.008	1:39.458	142.0
4	4:17.639	103.416	1:08.244	1:30.258	1:39.137	141.7
5	4:14.827	104.557	1:07.452	1:29.254	1:38.121	143.3
<i>Ideal</i>	<i>4:14.827</i>	<i>104.557</i>	<i>1:07.452</i>	<i>1:29.254</i>	<i>1:38.121</i>	<i>143.3</i>

10 10 Bryan HARDING

LWT Behind 23.609

Best Time 4:17.433 Best Speed 103.499 On 5 Gp

Lap	Lap Time	Lap Speed	Sector 1	Sector 2	Sector 3	Speed Trap
1	4:58.935	87.627		1:34.611	1:43.399	102.8
2	4:18.373	103.122	1:09.124	1:29.327	1:39.922	144.5
3	4:18.547	103.053	1:08.111	1:30.200	1:40.236	145.7
4	4:22.892	101.349	1:08.514	1:33.529	1:40.849	140.3
5	4:17.433	103.499	1:08.324	1:29.049	1:40.060	134.9
<i>Ideal</i>	<i>4:17.082</i>	<i>103.640</i>	<i>1:08.111</i>	<i>1:29.049</i>	<i>1:39.922</i>	<i>145.7</i>

Qualifying Classification

Position

11 199 Lloyd COLLINS

LWT Behind 24.092

Best Time 4:17.916 Best Speed 103.305 On 5 Gp

Lap	Lap Time	Lap Speed	Sector 1	Sector 2	Sector 3	Speed Trap
1	4:47.185	91.212		1:35.742	1:40.445	114.1
2	4:19.195	102.795	1:10.595	1:29.339	1:39.261	127.5
3	4:19.511	102.670	1:09.411	1:30.281	1:39.819	132.5
4	4:22.146	101.638	1:11.715	1:30.918	1:39.513	129.2
5	4:17.916	103.305	1:09.979	1:30.317	1:37.620	131.5
<i>Ideal</i>	<i>4:16.370</i>	<i>103.928</i>	<i>1:09.411</i>	<i>1:29.339</i>	<i>1:37.620</i>	<i>132.5</i>

12 87 Dave WALSH

LWT Behind 28.176

Best Time 4:22.000 Best Speed 101.695 On 3 Gp

Lap	Lap Time	Lap Speed	Sector 1	Sector 2	Sector 3	Speed Trap
1	4:51.329	89.914		1:35.939	1:43.420	110.6
2	4:22.991	101.311	1:10.280	1:32.264	1:40.447	137.1
3	4:22.000	101.695	1:09.386	1:33.282	1:39.332	134.7
4	4:25.794	100.243	1:10.399	1:34.608	1:40.787	137.4
5	4:23.853	100.980	1:09.205	1:31.165	1:43.483	135.7
<i>Ideal</i>	<i>4:19.702</i>	<i>102.594</i>	<i>1:09.205</i>	<i>1:31.165</i>	<i>1:39.332</i>	<i>137.4</i>

13 22 Matt DONALDSON

LWT Behind 29.778

Best Time 4:23.602 Best Speed 101.076 On 4 Gp

Lap	Lap Time	Lap Speed	Sector 1	Sector 2	Sector 3	Speed Trap
1	5:07.387	85.217		1:38.937	1:44.958	111.5
2	4:29.984	98.687	1:11.070	1:32.292	1:46.622	136.6
3	4:28.085	99.386	1:12.644	1:33.016	1:42.425	134.4
4	4:23.602	101.076	1:11.054	1:32.032	1:40.516	131.2
5	4:24.240	100.832	1:10.927	1:31.284	1:42.029	131.2
<i>Ideal</i>	<i>4:22.727</i>	<i>101.413</i>	<i>1:10.927</i>	<i>1:31.284</i>	<i>1:40.516</i>	<i>136.6</i>

14 31 Shaun ANDERSON

LWT Behind 34.939

Best Time 4:28.763 Best Speed 99.136 On 3 Gp

Lap	Lap Time	Lap Speed	Sector 1	Sector 2	Sector 3	Speed Trap
1	12:28.903	34.977		1:33.476	1:43.616	110.6
2	4:29.662	98.805	1:14.037	1:33.041	1:42.584	119.0
3	4:28.763	99.136	1:14.217	1:32.593	1:41.953	121.1
<i>Ideal</i>	<i>4:28.583</i>	<i>99.202</i>	<i>1:14.037</i>	<i>1:32.593</i>	<i>1:41.953</i>	<i>121.1</i>

ULTRA-LIGHTWEIGHT / LIGHTWEIGHT

Second Qualifying

Thursday, 09 August 2018

DETAILED SECTOR ANALYSIS

Lightweight (250GP/400/Moto 45)

Qualifying Classification

Position

15 25 Fabrice FAIVRE

LWT Behind 41.669

Best Time 4:35.493 Best Speed 96.714 On 4 Gp

Lap	Lap Time	Lap Speed	Sector 1	Sector 2	Sector 3	Speed Trap
1	5:30.638	79.225	1:38.537	1:58.717	109.8	
2	5:37.755	78.885	1:37.793	1:49.147	115.7	
3	4:38.538	95.656	1:15.015	1:36.707	1:46.816	129.5
4	4:35.493	96.714	1:13.570	1:36.099	1:45.824	130.5
<i>Ideal</i>	<i>4:35.493</i>	<i>96.714</i>	<i>1:13.570</i>	<i>1:36.099</i>	<i>1:45.824</i>	<i>130.5</i>

16 69 Dave WOOLAMS

LWT Behind 42.071

Best Time 4:35.895 Best Speed 96.573 On 2 Gp

Lap	Lap Time	Lap Speed	Sector 1	Sector 2	Sector 3	Speed Trap
1	5:28.196	79.814	1:36.153	1:45.364	109.8	
2	4:35.895	96.573	1:14.841	1:35.556	1:45.498	129.2
3	4:38.481	95.676	1:15.114	1:35.774	1:47.593	125.6
<i>Ideal</i>	<i>4:35.761</i>	<i>96.620</i>	<i>1:14.841</i>	<i>1:35.556</i>	<i>1:45.364</i>	<i>129.2</i>

17 105 Darren DUNCAN

LWT Behind 42.337

Best Time 4:36.161 Best Speed 96.480 On 2 Gp

Lap	Lap Time	Lap Speed	Sector 1	Sector 2	Sector 3	Speed Trap
1	5:27.755	79.922	1:37.003	1:51.641	112.4	
2	4:36.161	96.480	1:14.462	1:35.877	1:45.822	132.0
3	4:39.064	95.476	1:14.325	1:36.015	1:48.724	130.0
4	4:40.335	95.043	1:15.239	1:36.323	1:48.773	128.0
5	4:41.564	94.628	1:15.038	1:38.377	1:48.149	129.0
<i>Ideal</i>	<i>4:36.024</i>	<i>96.528</i>	<i>1:14.325</i>	<i>1:35.877</i>	<i>1:45.822</i>	<i>132.0</i>

18 32 Aaron BOYD

LWT Behind 43.501

Best Time 4:37.325 Best Speed 96.075 On 3 Gp

Lap	Lap Time	Lap Speed	Sector 1	Sector 2	Sector 3	Speed Trap
1	4:59.140	87.567	1:39.307	1:50.019	115.5	
2	4:38.158	95.787	1:13.431	1:37.466	1:47.261	132.5
3	4:37.325	96.075	1:12.354	1:37.390	1:47.581	131.2
4	5:28.225	81.176	1:11.915	2:27.457	1:48.853	136.6
5	4:39.550	95.310	1:13.105	1:37.266	1:49.179	131.0
<i>Ideal</i>	<i>4:36.442</i>	<i>96.382</i>	<i>1:11.915</i>	<i>1:37.266</i>	<i>1:47.261</i>	<i>136.6</i>

Qualifying Classification

Position

19 57 Yvonne MONTGOMERY

LWT Behind 46.815

Best Time 4:40.639 Best Speed 94.940 On 2 Gp

Lap	Lap Time	Lap Speed	Sector 1	Sector 2	Sector 3	Speed Trap
1	5:21.433	81.493	1:38.587	1:53.228	119.8	
2	4:40.639	94.940	1:13.496	1:37.893	1:49.250	134.7
3	4:41.341	94.703	1:12.818	1:38.204	1:50.319	137.7
4	4:46.891	92.871	1:12.622	1:45.467	1:48.802	133.6
5	4:52.509	91.088	1:15.729	1:41.045	1:55.735	129.5
<i>Ideal</i>	<i>4:39.317</i>	<i>95.390</i>	<i>1:12.622</i>	<i>1:37.893</i>	<i>1:48.802</i>	<i>137.7</i>

20 34 Gillian McGAW

LWT Behind 46.863

Best Time 4:40.687 Best Speed 94.924 On 2 Gp

Lap	Lap Time	Lap Speed	Sector 1	Sector 2	Sector 3	Speed Trap
1	5:18.119	82.342	1:43.200	1:51.779	119.2	
2	4:40.687	94.924	1:13.176	1:39.443	1:48.068	138.5
3	4:43.407	94.013	1:12.331	1:39.907	1:51.169	140.3
4	4:40.924	94.844	1:12.679	1:38.235	1:50.010	138.5
5	4:44.196	93.752	1:13.522	1:39.823	1:50.851	136.3
<i>Ideal</i>	<i>4:38.634</i>	<i>95.624</i>	<i>1:12.331</i>	<i>1:38.235</i>	<i>1:48.068</i>	<i>140.3</i>

Non Qualifiers

Position

54 Johnny McCAY

LWT Behind 33.383

Best Time 4:37.964 Best Speed 95.854 On 2 Gp

Lap	Lap Time	Lap Speed	Sector 1	Sector 2	Sector 3	Speed Trap
1	5:21.605	81.450	1:39.191	1:48.346	107.7	
2	4:37.964	95.854	1:13.627	1:38.466	1:45.871	130.0
<i>Ideal</i>	<i>4:37.964</i>	<i>95.854</i>	<i>1:13.627</i>	<i>1:38.466</i>	<i>1:45.871</i>	<i>130.0</i>

19 Kenny RUDDY

LWT Behind 35.174

Best Time 4:39.755 Best Speed 95.240 On 2 Gp

Lap	Lap Time	Lap Speed	Sector 1	Sector 2	Sector 3	Speed Trap
1	4:53.550	89.234	1:38.684	1:45.928	113.7	
2	4:39.755	95.240	1:13.860	1:38.648	1:47.247	129.0
3	4:45.794	93.228	1:15.242	1:38.701	1:51.851	125.2
<i>Ideal</i>	<i>4:38.436</i>	<i>95.692</i>	<i>1:13.860</i>	<i>1:38.648</i>	<i>1:45.928</i>	<i>129.0</i>

MCE INSURANCE ULSTER GRAND PRIX

ULTRA-LIGHTWEIGHT / LIGHTWEIGHT

Second Qualifying

Thursday, 09 August 2018

DETAILED SECTOR ANALYSIS

Lightweight (250GP/400/Moto 45)



Non Qualifiers

Position

30 David GRAHAM

LWT Behind **42.627**

Best Time **4:47.208** Best Speed **92.769** On **3** Gp

Lap	Lap Time	Lap Speed	Sector 1	Sector 2	Sector 3	Speed Trap
1	5:46.577	75.581		1:43.061	1:51.607	116.1
2	4:48.589	92.325	1:17.507	1:40.800	1:50.282	129.0
3	4:47.208	92.769	1:15.062	1:39.231	1:52.915	127.8
4	6:00.765	73.854		1:40.344	1:51.377	94.8
<i>Ideal</i>	<i>4:44.575</i>	<i>93.627</i>	<i>1:15.062</i>	<i>1:39.231</i>	<i>1:50.282</i>	<i>129.0</i>

ULTRA-LIGHTWEIGHT / LIGHTWEIGHT

Second Qualifying

Thursday, 09 August 2018

DETAILED SECTOR ANALYSIS

Ultra-Lightweight (125GP/Moto)

Qualifying Classification

Position

1 18 Christian ELKIN

ULW Behind

Best Time **4:04.581** Best Speed **108.937** On **3** Gp

Lap	Lap Time	Lap Speed	Sector 1	Sector 2	Sector 3	Speed Trap
1	4:18.230	101.439		1:26.257	1:35.698	123.5
2	4:06.186	108.227	1:06.781	1:24.881	1:34.524	140.0
3	4:04.581	108.937	1:06.980	1:24.556	1:33.045	135.7
4	4:05.235	108.647	1:06.528	1:24.952	1:33.755	133.1
5	4:05.141	108.688	1:06.805	1:24.105	1:34.231	132.8
<i>Ideal</i>	<i>4:03.678</i>	<i>109.341</i>	<i>1:06.528</i>	<i>1:24.105</i>	<i>1:33.045</i>	<i>140.0</i>

2 1 Paul ROBINSON

ULW Behind **3.161**

Best Time **4:07.742** Best Speed **107.547** On **5** Gp

Lap	Lap Time	Lap Speed	Sector 1	Sector 2	Sector 3	Speed Trap
1	6:34.513	66.398		1:31.899	1:39.119	120.0
2	4:10.488	106.368	1:07.932	1:27.134	1:35.422	134.9
3	4:08.778	107.099	1:07.428	1:26.634	1:34.716	133.1
4	4:10.757	106.254	1:06.846	1:28.744	1:35.167	134.1
5	4:07.742	107.547	1:07.203	1:26.152	1:34.387	135.2
<i>Ideal</i>	<i>4:07.385</i>	<i>107.702</i>	<i>1:06.846</i>	<i>1:26.152</i>	<i>1:34.387</i>	<i>135.2</i>

3 3 Gary DUNLOP

ULW Behind **3.766**

Best Time **4:08.347** Best Speed **107.285** On **5** Gp

Lap	Lap Time	Lap Speed	Sector 1	Sector 2	Sector 3	Speed Trap
1	5:11.954	83.970		1:32.861	1:40.895	122.9
2	4:10.622	106.311	1:07.106	1:27.841	1:35.675	138.0
3	4:09.928	106.607	1:07.669	1:27.223	1:35.036	133.9
4	4:11.725	105.846	1:08.084	1:26.395	1:37.246	133.1
5	4:08.347	107.285	1:07.780	1:25.890	1:34.677	131.2
<i>Ideal</i>	<i>4:07.673</i>	<i>107.577</i>	<i>1:07.106</i>	<i>1:25.890</i>	<i>1:34.677</i>	<i>138.0</i>

Qualifying Classification

Position

4 44 Michal DOKOUPIL

ULW Behind **6.305**

Best Time **4:10.886** Best Speed **106.199** On **3** Gp

Lap	Lap Time	Lap Speed	Sector 1	Sector 2	Sector 3	Speed Trap
1	4:49.193	90.579		1:32.958	1:40.012	126.8
2	4:12.055	105.707	1:08.130	1:27.402	1:36.523	137.7
3	4:10.886	106.199	1:08.265	1:27.396	1:35.225	137.4
4	4:10.928	106.182	1:07.595	1:27.144	1:36.189	134.9
5	4:11.120	106.101	1:08.263	1:27.139	1:35.718	132.0
<i>Ideal</i>	<i>4:09.959</i>	<i>106.593</i>	<i>1:07.595</i>	<i>1:27.139</i>	<i>1:35.225</i>	<i>137.7</i>

5 2 Nigel MOORE

ULW Behind **12.572**

Best Time **4:17.153** Best Speed **103.611** On **5** Gp

Lap	Lap Time	Lap Speed	Sector 1	Sector 2	Sector 3	Speed Trap
1	5:32.466	78.789		1:32.707	1:40.666	105.5
2	4:26.893	99.830	1:12.281	1:32.859	1:41.753	124.5
3	4:21.747	101.793	1:12.123	1:31.318	1:38.306	126.8
4	4:19.313	102.748	1:10.073	1:30.396	1:38.844	124.9
5	4:17.153	103.611	1:10.546	1:29.049	1:37.558	125.2
<i>Ideal</i>	<i>4:16.680</i>	<i>103.802</i>	<i>1:10.073</i>	<i>1:29.049</i>	<i>1:37.558</i>	<i>126.8</i>

6 9 Lorenzo TIVERON

ULW Behind **14.821**

Best Time **4:19.402** Best Speed **102.713** On **4** Gp

Lap	Lap Time	Lap Speed	Sector 1	Sector 2	Sector 3	Speed Trap
1	4:53.584	89.224		1:36.057	1:43.517	113.7
2	4:24.110	100.882	1:10.706	1:30.476	1:42.928	131.5
3	4:19.406	102.711	1:09.987	1:30.352	1:39.067	133.3
4	4:19.402	102.713	1:09.299	1:30.827	1:39.276	132.5
5	4:21.377	101.937	1:11.003	1:30.600	1:39.774	122.2
<i>Ideal</i>	<i>4:18.718</i>	<i>102.985</i>	<i>1:09.299</i>	<i>1:30.352</i>	<i>1:39.067</i>	<i>133.3</i>

MCE INSURANCE ULSTER GRAND PRIX

ULTRA-LIGHTWEIGHT / LIGHTWEIGHT

Second Qualifying

Thursday, 09 August 2018

DETAILED SECTOR ANALYSIS

Ultra-Lightweight (125GP/Moto)



Qualifying Classification

Position

7 Christopher EDER

ULW Behind **16.898**

Best Time **4:21.479** Best Speed **101.897** On **3** Gp

Lap	Lap Time	Lap Speed	Sector 1	Sector 2	Sector 3	Speed Trap
1	4:35.968	94.919		1:32.843	1:41.037	122.0
2	4:23.389	101.158	1:10.949	1:32.063	1:40.377	128.0
3	4:21.479	101.897	1:10.674	1:31.065	1:39.740	127.3
4	4:24.128	100.875	1:11.307	1:31.969	1:40.852	126.6
5	4:23.261	101.207	1:10.018	1:32.204	1:41.039	130.5
<i>Ideal</i>	<i>4:20.823</i>	<i>102.153</i>	<i>1:10.018</i>	<i>1:31.065</i>	<i>1:39.740</i>	<i>130.5</i>

8 5 Melissa KENNEDY

ULW Behind **19.998**

Best Time **4:24.579** Best Speed **100.703** On **3** Gp

Lap	Lap Time	Lap Speed	Sector 1	Sector 2	Sector 3	Speed Trap
1	5:22.491	81.226		1:33.131	1:46.249	126.1
2	4:27.957	99.434	1:09.834	1:33.894	1:44.229	135.7
3	4:24.579	100.703	1:09.475	1:32.334	1:42.770	135.5
4	4:24.738	100.643	1:11.731	1:32.590	1:40.417	136.3
5	4:25.233	100.455	1:10.292	1:33.933	1:41.008	137.1
<i>Ideal</i>	<i>4:22.226</i>	<i>101.607</i>	<i>1:09.475</i>	<i>1:32.334</i>	<i>1:40.417</i>	<i>137.1</i>

9 23 Chris MEYER

ULW Behind **25.606**

Best Time **4:30.187** Best Speed **98.613** On **5** Gp

Lap	Lap Time	Lap Speed	Sector 1	Sector 2	Sector 3	Speed Trap
1	5:19.172	82.071		1:37.944	1:46.545	114.7
2	4:39.946	95.175	1:12.618	1:39.201	1:48.127	131.5
3	4:30.517	98.493	1:12.989	1:34.413	1:43.115	132.0
4	4:31.382	98.179	1:12.590	1:36.014	1:42.778	128.7
5	4:30.187	98.613	1:12.259	1:34.639	1:43.289	122.6
<i>Ideal</i>	<i>4:29.450</i>	<i>98.883</i>	<i>1:12.259</i>	<i>1:34.413</i>	<i>1:42.778</i>	<i>132.0</i>

Qualifying Classification

Position

10 11 Sarah BOYES

ULW Behind **31.643**

Best Time **4:36.224** Best Speed **96.458** On **5** Gp

Lap	Lap Time	Lap Speed	Sector 1	Sector 2	Sector 3	Speed Trap
1	5:14.226	83.363		1:39.262	1:48.509	110.0
2	4:37.872	95.886	1:13.087	1:38.093	1:46.692	126.3
3	4:36.860	96.236	1:13.721	1:37.052	1:46.087	124.5
4	4:38.467	95.681	1:14.750	1:37.921	1:45.796	122.6
5	4:36.224	96.458	1:13.869	1:36.731	1:45.624	123.1
<i>Ideal</i>	<i>4:35.442</i>	<i>96.732</i>	<i>1:13.087</i>	<i>1:36.731</i>	<i>1:45.624</i>	<i>126.3</i>

11 21 Anders RICHNAU

ULW Behind **39.409**

Best Time **4:43.990** Best Speed **93.820** On **2** Gp

Lap	Lap Time	Lap Speed	Sector 1	Sector 2	Sector 3	Speed Trap
1	5:14.068	83.404		1:42.174	1:51.437	101.7
2	4:43.990	93.820	1:14.680	1:39.795	1:49.515	124.2
3	4:44.773	93.562	1:14.681	1:39.405	1:50.687	124.9
4	4:53.235	90.862	1:15.897	1:46.248	1:51.090	122.6
5	4:49.963	91.887	1:16.882	1:42.109	1:50.972	119.0
<i>Ideal</i>	<i>4:43.600</i>	<i>93.949</i>	<i>1:14.680</i>	<i>1:39.405</i>	<i>1:49.515</i>	<i>124.9</i>

12 79 John McALLISTER

ULW Behind **43.565**

Best Time **4:48.146** Best Speed **92.467** On **4** Gp

Lap	Lap Time	Lap Speed	Sector 1	Sector 2	Sector 3	Speed Trap
1	5:25.919	80.372		1:46.981	1:59.591	99.6
2	4:58.969	89.119	1:22.020	1:43.880	1:53.069	116.7
3	4:53.618	90.744	1:18.897	1:42.132	1:52.589	111.1
4	4:48.146	92.467	1:17.975	1:39.316	1:50.855	114.9
5	4:49.603	92.002	1:20.649	1:40.215	1:48.739	109.8
<i>Ideal</i>	<i>4:46.030</i>	<i>93.151</i>	<i>1:17.975</i>	<i>1:39.316</i>	<i>1:48.739</i>	<i>116.7</i>

Non Qualifiers

Position

MCE INSURANCE ULSTER GRAND PRIX

ULTRA-LIGHTWEIGHT / LIGHTWEIGHT

Second Qualifying

Thursday, 09 August 2018

DETAILED SECTOR ANALYSIS

Ultra-Lightweight (125GP/Moto)



Non Qualifiers

Position

12 Malcolm LOVE

ULW Behind 2:14.336

Best Time 6:18.917 Best Speed 70.316 On 1 Gp

Lap	Lap Time	Lap Speed	Sector 1	Sector 2	Sector 3	Speed Trap
1	6:18.917	69.130	1:48.682	2:08.736	91.6	
<i>Ideal</i>	<i>0.000</i>	<i>0.000</i>	<i>1:48.682</i>	<i>2:08.736</i>	<i>91.6</i>	



MCE INSURANCE ULSTER GRAND PRIX

ULTRA-LIGHTWEIGHT / LIGHTWEIGHT

Second Qualifying

SECTOR ANALYSIS

Perfect Lap (sum of best sectors) = 3:53.296



SECTOR 1 FINISH - TULLYRUSK			SECTOR 2 TULLYRUSK - JORDAN'S		SECTOR 3 JORDAN'S - FINISH		IDEAL / BEST COMPARISON								
Pos	No	Name	Time	No	Name	Time	Pos	No	Name	Ideal Time	Best Tim	Diff			
1	74	Joey THOMPSON	1:01.695	71	Davy MORGAN	1:21.069	74	Joey THOMPSON	1:30.532	1	74	Joey THOMPSON	3:53.824	3:53.824	0.000
2	109	Neil KERNOHAN	1:04.307	74	Joey THOMPSON	1:21.597	71	Davy MORGAN	1:30.856	2	71	Davy MORGAN	3:56.323	3:56.323	0.000
3	71	Davy MORGAN	1:04.398	109	Neil KERNOHAN	1:21.961	109	Neil KERNOHAN	1:31.930	3	109	Neil KERNOHAN	3:58.198	3:58.501	0.303
4	98	Paul OWEN	1:04.959	41	Darryl TWEED	1:24.054	18	Christian ELKIN	1:33.045	4	41	Darryl TWEED	4:03.039	4:03.257	0.218
5	41	Darryl TWEED	1:05.266	18	Christian ELKIN	1:24.105	16	Stephen MORRISON	1:33.457	5	98	Paul OWEN	4:03.888	4:03.888	0.000
6	16	Stephen MORRISON	1:06.023	98	Paul OWEN	1:24.145	41	Darryl TWEED	1:33.719	6	16	Stephen MORRISON	4:03.642	4:03.956	0.314
7	18	Christian ELKIN	1:06.528	16	Stephen MORRISON	1:24.162	1	Paul ROBINSON	1:34.387	7	18	Christian ELKIN	4:03.678	4:04.581	0.903
8	1	Paul ROBINSON	1:06.846	3	Gary DUNLOP	1:25.890	72	Gareth KEYS	1:34.396	8	1	Paul ROBINSON	4:07.385	4:07.742	0.357
9	3	Gary DUNLOP	1:07.106	1	Paul ROBINSON	1:26.152	3	Gary DUNLOP	1:34.677	9	3	Gary DUNLOP	4:07.673	4:08.347	0.674
10	24	Peter FLETCHER	1:07.452	72	Gareth KEYS	1:27.020	98	Paul OWEN	1:34.784	10	72	Gareth KEYS	4:09.709	4:09.935	0.226
11	44	Michal DOKOUPIL	1:07.595	44	Michal DOKOUPIL	1:27.139	44	Michal DOKOUPIL	1:35.225	11	44	Michal DOKOUPIL	4:09.959	4:10.886	0.927
12	10	Bryan HARDING	1:08.111	28	Paul GARTLAND	1:28.007	28	Paul GARTLAND	1:36.900	12	28	Paul GARTLAND	4:13.538	4:13.877	0.339
13	72	Gareth KEYS	1:08.293	10	Bryan HARDING	1:29.049	2	Nigel MOORE	1:37.558	13	24	Peter FLETCHER	4:14.827	4:14.827	0.000
14	28	Paul GARTLAND	1:08.631	2	Nigel MOORE	1:29.049	199	Lloyd COLLINS	1:37.620	14	2	Nigel MOORE	4:16.680	4:17.153	0.473
15	87	Dave WALSH	1:09.205	24	Peter FLETCHER	1:29.254	24	Peter FLETCHER	1:38.121	15	10	Bryan HARDING	4:17.082	4:17.433	0.351
16	9	Lorenzo TIVERON	1:09.299	199	Lloyd COLLINS	1:29.339	9	Lorenzo TIVERON	1:39.067	16	199	Lloyd COLLINS	4:16.370	4:17.916	1.546
17	199	Lloyd COLLINS	1:09.411	9	Lorenzo TIVERON	1:30.352	87	Dave WALSH	1:39.332	17	9	Lorenzo TIVERON	4:18.718	4:19.402	0.684
18	5	Melissa KENNEDY	1:09.475	7	Christopher EDER	1:31.065	7	Christopher EDER	1:39.740	18	7	Christopher EDER	4:20.823	4:21.479	0.656
19	7	Christopher EDER	1:10.018	87	Dave WALSH	1:31.165	10	Bryan HARDING	1:39.922	19	87	Dave WALSH	4:19.702	4:22.000	2.298
20	2	Nigel MOORE	1:10.073	22	Matt DONALDSON	1:31.284	5	Melissa KENNEDY	1:40.417	20	22	Matt DONALDSON	4:22.727	4:23.602	0.875
21	22	Matt DONALDSON	1:10.927	5	Melissa KENNEDY	1:32.334	22	Matt DONALDSON	1:40.516	21	5	Melissa KENNEDY	4:22.226	4:24.579	2.353
22	32	Aaron BOYD	1:11.915	31	Shaun ANDERSON	1:32.593	31	Shaun ANDERSON	1:41.953	22	31	Shaun ANDERSON	4:28.583	4:28.763	0.180
23	23	Chris MEYER	1:12.259	23	Chris MEYER	1:34.413	23	Chris MEYER	1:42.778	23	23	Chris MEYER	4:29.450	4:30.187	0.737
24	34	Gillian McGAW	1:12.331	69	Dave WOOLAMS	1:35.556	69	Dave WOOLAMS	1:45.364	24	25	Fabrice FAIVRE	4:35.493	4:35.493	0.000
25	57	Yvonne MONTGOMER	1:12.622	105	Darren DUNCAN	1:35.877	11	Sarah BOYES	1:45.624	25	69	Dave WOOLAMS	4:35.761	4:35.895	0.134
26	11	Sarah BOYES	1:13.087	25	Fabrice FAIVRE	1:36.099	105	Darren DUNCAN	1:45.822	26	105	Darren DUNCAN	4:36.024	4:36.161	0.137
27	25	Fabrice FAIVRE	1:13.570	11	Sarah BOYES	1:36.731	25	Fabrice FAIVRE	1:45.824	27	11	Sarah BOYES	4:35.442	4:36.224	0.782
28	54	Johnny McCAY	1:13.627	32	Aaron BOYD	1:37.266	54	Johnny McCAY	1:45.871	28	32	Aaron BOYD	4:36.442	4:37.325	0.883
29	19	Kenny RUDDY	1:13.860	57	Yvonne MONTGOMER	1:37.893	19	Kenny RUDDY	1:45.928	29	54	Johnny McCAY	4:37.964	4:37.964	0.000
30	31	Shaun ANDERSON	1:14.037	34	Gillian McGAW	1:38.235	32	Aaron BOYD	1:47.261	30	19	Kenny RUDDY	4:38.436	4:39.755	1.319
31	105	Darren DUNCAN	1:14.325	54	Johnny McCAY	1:38.466	34	Gillian McGAW	1:48.068	31	57	Yvonne MONTGOMERY	4:39.317	4:40.639	1.322
32	21	Anders RICHNAU	1:14.680	19	Kenny RUDDY	1:38.648	79	John McALLISTER	1:48.739	32	34	Gillian McGAW	4:38.634	4:40.687	2.053
33	69	Dave WOOLAMS	1:14.841	30	David GRAHAM	1:39.231	57	Yvonne MONTGOMER	1:48.802	33	21	Anders RICHNAU	4:43.600	4:43.990	0.390
34	30	David GRAHAM	1:15.062	79	John McALLISTER	1:39.316	21	Anders RICHNAU	1:49.515	34	30	David GRAHAM	4:44.575	4:47.208	2.633
35	79	John McALLISTER	1:17.975	21	Anders RICHNAU	1:39.405	30	David GRAHAM	1:50.282	35	79	John McALLISTER	4:46.030	4:48.146	2.116
				12	Malcolm LOVE	1:48.682	12	Malcolm LOVE	2:08.736						

MCE INSURANCE ULSTER GRAND PRIX

ULTRA-LIGHTWEIGHT / LIGHTWEIGHT

Second Qualifying

Thursday, 09 August 2018



SPEED TRAP ON FLYING KILO

Class No/Name **Fastest** Lap 1 Lap 2 Lap 3 Lap 4 Lap 5 Lap 6 Lap 7 Lap 8 Lap 9 Lap 10 Lap 11 Lap 12

Lightweight (250GP/400/Moto 450) Fir

Class	No/Name	Fastest	Lap 1	Lap 2	Lap 3	Lap 4	Lap 5	Lap 6	Lap 7	Lap 8	Lap 9	Lap 10	Lap 11	Lap 12
LWT	74	Joey THOMPSON	153.7	130.0	153.0	151.6	153.7	148.6						
LWT	71	Davy MORGAN	148.0	130.7	145.1	148.0	143.0							
LWT	98	Paul OWEN	146.4	109.3	146.1	124.0	146.4							
LWT	10	Bryan HARDING	145.7	102.8	144.5	145.7	140.3	134.9						
LWT	109	Neil KERNOHAN	143.6	128.7	143.6	142.0	141.5	141.7						
LWT	24	Peter FLETCHER	143.3	130.5	142.3	142.0	141.7	143.3						
LWT	16	Stephen MORRISON	143.0	118.5	143.0	137.7	135.7	138.0						
LWT	34	Gillian McGAW	140.3	119.2	138.5	140.3	138.5	136.3						
LWT	41	Darryl TWEED	140.3	131.8	140.3	138.5	138.0	136.9						
LWT	72	Gareth KEYS	139.4	129.0	138.8	138.8	139.4							
LWT	57	Yvonne MONTGOMERY	137.7	119.8	134.7	137.7	133.6	129.5						
LWT	87	Dave WALSH	137.4	110.6	137.1	134.7	137.4	135.7						
LWT	22	Matt DONALDSON	136.6	111.5	136.6	134.4	131.2	131.2						
LWT	32	Aaron BOYD	136.6	115.5	132.5	131.2	136.6	131.0						
LWT	199	Lloyd COLLINS	132.5	114.1	127.5	132.5	129.2	131.5						
LWT	28	Paul GARTLAND	132.5	116.3	131.0	132.3	132.5	131.5						
LWT	105	Darren DUNCAN	132.0	112.4	132.0	130.0	128.0	129.0						
LWT	25	Fabrice FAIVRE	130.5	109.8	115.7	129.5	130.5							
LWT	54	Johnny McCAY	130.0	107.7	130.0									
LWT	69	Dave WOOLAMS	129.2	109.8	129.2	125.6								
LWT	30	David GRAHAM	129.0	116.1	129.0	127.8	94.8							
LWT	19	Kenny RUDDY	129.0	113.7	129.0	125.2								
LWT	31	Shaun ANDERSON	121.1	110.6	119.0	121.1								

SPEED TRAP
ON FLYING KILO

Class No/Name **Fastest** Lap 1 Lap 2 Lap 3 Lap 4 Lap 5 Lap 6 Lap 7 Lap 8 Lap 9 Lap 10 Lap 11 Lap 12

Ultra-Lightweight (125GP/Moto 3) First


UL	18	Christian ELKIN	140.0	123.5	140.0	135.7	133.1	132.8					
UL	3	Gary DUNLOP	138.0	122.9	138.0	133.9	133.1	131.2					
UL	44	Michal DOKOUPIL	137.7	126.8	137.7	137.4	134.9	132.0					
UL	5	Melissa KENNEDY	137.1	126.1	135.7	135.5	136.3	137.1					
UL	1	Paul ROBINSON	135.2	120.0	134.9	133.1	134.1	135.2					
UL	9	Lorenzo TIVIRON	133.3	113.7	131.5	133.3	132.5	122.2					
UL	23	Chris MEYER	132.0	114.7	131.5	132.0	128.7	122.6					
UL	7	Christopher EDER	130.5	122.0	128.0	127.3	126.6	130.5					
UL	2	Nigel MOORE	126.8	105.5	124.5	126.8	124.9	125.2					
UL	11	Sarah BOYES	126.3	110.0	126.3	124.5	122.6	123.1					
UL	21	Anders RICHNAU	124.9	101.7	124.2	124.9	122.6	119.0					
UL	79	John McALLISTER	116.7	99.6	116.7	111.1	114.9	109.8					
UL	12	Malcolm LOVE	91.6	91.6									

MCE INSURANCE ULSTER GRAND PRIX
ULTRA-LIGHTWEIGHT / LIGHTWEIGHT
Combined Qualifying ULW



Pos	Class	No	Name	-----Best Time / Qual Laps-----		Overall Best Time / Speed / Total Qual Laps
				Session A	Session B	
Qualifying Classification						
1	ULW	18	Christian ELKIN	4:12.764	4	4:04.581 5 108.937 9
2	ULW	1	Paul ROBINSON	4:17.661	3	4:07.742 4 107.547 7
3	ULW	86	Derek McGEE	4:08.047	4	4:08.047 4 107.415 4
4	ULW	3	Gary DUNLOP	4:30.303	2	4:08.347 4 107.285 6
5	ULW	44	Michal DOKOUPIL	4:22.977	4	4:10.886 5 106.199 9
6	ULW	2	Nigel MOORE	4:27.469	4	4:17.153 4 103.611 8
7	ULW	9	Lorenzo TIVERON	4:38.456	4	4:19.402 5 102.713 9
8	ULW	7	Christopher EDER	4:29.332	4	4:21.479 5 101.897 9
9	ULW	5	Melissa KENNEDY	4:28.169	4	4:24.579 4 100.703 8
10	ULW	23	Chris MEYER	4:25.206	4	4:25.206 4 100.465 8
11	ULW	11	Sarah BOYES	4:53.470	3	4:36.224 4 96.458 7
12	ULW	21	Anders RICHNAU	5:22.449	0	4:43.990 4 93.820 4
13	ULW	79	John McALLISTER	-----		4:48.146 3 92.467 3
14	ULW	15	Peter McKILLOP	4:53.823	3	4:53.823 3 90.680 3
Non Qualifiers						
	ULW	12	Malcolm LOVE	-----		6:18.917 0 0

Provisional result to be confirmed by the Stewards of the Meeting subject to completion of technical inspections & the time limit for protests

Circuit	Dundrod	Signed	 Chief Timekeeper	Organising Club	Dundrod & District MCC
Length(miles)	7.4011	Lap 1 (7.2763)			
Weather					
Track		Issued At:			



MCE INSURANCE ULSTER GRAND PRIX

ULTRA-LIGHTWEIGHT / LIGHTWEIGHT


Combined Qualifying LWT



Pos	Class	No	Name	-----Best Time / Qual Laps-----		Overall Best Time / Speed / Total Qual Laps
				Session A	Session B	
Qualifying Classification						
1	LWT	74	Joey THOMPSON	4:24.106	2	3:53.824 4 113.949 6
2	LWT	71	Davy MORGAN	5:08.661	0	3:56.323 3 112.744 3
3	LWT	109	Neil KERNOHAN	4:04.859	4	3:58.501 5 111.714 9
4	LWT	41	Darryl TWEED	4:29.130	4	4:03.257 4 109.530 8
5	LWT	98	Paul OWEN	4:27.278	3	4:03.888 2 109.247 5
6	LWT	16	Stephen MORRISON	4:09.349	4	4:03.956 5 109.216 9
7	LWT	13	Lee JOHNSTON	4:09.716	3	----- 4:09.716 106.697 3
8	LWT	72	Gareth KEYS	4:15.774	2	4:09.935 3 106.604 5
9	LWT	28	Paul GARTLAND	4:29.138	4	4:13.877 4 104.948 8
10	LWT	24	Peter FLETCHER	4:27.758	3	4:14.827 4 104.557 7
11	LWT	10	Bryan HARDING	4:33.411	4	4:17.433 4 103.499 8
12	LWT	199	Lloyd COLLINS	4:32.641	4	4:17.916 4 103.305 8
13	LWT	87	Dave WALSH	4:26.559	4	4:22.000 4 101.695 8
14	LWT	22	Matt DONALDSON	4:27.038	4	4:23.602 4 101.076 8
15	LWT	31	Shaun ANDERSON	-----	4	4:28.763 2 99.136 2
16	LWT	25	Fabrice FAIVRE	4:46.859	2	4:35.493 2 96.714 4
17	LWT	69	Dave WOOLAMS	4:40.508	4	4:35.895 2 96.573 6
18	LWT	105	Darren DUNCAN	4:46.692	1	4:36.161 4 96.480 5
19	LWT	32	Aaron BOYD	6:04.228	0	4:37.325 3 96.075 3
20	LWT	54	Johnny McCAY	4:40.742	4	4:37.964 1 95.854 5
21	LWT	19	Kenny RUDDY	4:42.500	4	4:39.755 1 95.240 5
22	LWT	57	Yvonne MONTGOMERY	4:47.236	3	4:40.639 2 94.940 5
23	LWT	34	Gillian McGAW	-----	3	4:40.687 2 94.924 2
24	LWT	12	Malcolm LOVE	4:47.913	3	----- 4:47.913 92.542 3
Non Qualifiers						
	LWT	30	David GRAHAM	6:49.096	0	4:47.208 0 0

Provisional result to be confirmed by the Stewards of the Meeting subject to completion of technical inspections & the time limit for protests

Page 1 / 1

Circuit	Dundrod	Signed	 Chief Timekeeper	Organising Club	Dundrod & District MCC
Length(miles)	7.4011	Issued At:			
Weather	Lap 1 (7.2763)				
Track					

MCE INSURANCE ULSTER GRAND PRIX

ULTRA-LIGHTWEIGHT & LIGHTWEIGHT

Dundrod 7.401 miles

Race 2 - Belfast International Airport Ultra-Lightweight/Lightweight 09/08/2018 15:45

Race (5 Laps) **RACE 2 - ULTRA-LIGHTWEIGHT / LIGHTWEIGHT**

57	19	30	34		14
D	C	B	A	C	13
	C	B	A		12
12	15	79			11
D	C	B	A		10
21	11	23	5		9
D	C	B	A		8
7	9	2			7
C	B	A		B	6
44	3	1	18		5
D	C	B	A		4
105	69	25	31		3
D	C	B	A		2
22	87	199			1
C	B	A			
10	24	28	72		
D	C	B	A		
13	16	98			
C	B	A			
41	109	71	74	A	
D	C	B	A		

POLE POSITION



Promoted by Dundrod and District MCC

Orbits

Provisional result to be confirmed by the Stewards of the Meeting subject to the completion of technical inspections and the time limit for protests
 MCUI (Ulster Centre) Timing @ www.elaps-timing.com




Printed: 09/08/2018 12:56:37

MCE INSURANCE ULSTER GRAND PRIX

ULTRA-LIGHTWEIGHT / LIGHTWEIGHT

Race 3 - Belfast International Airport Ultra-Lightweight/Lightweight

Thursday, 09 August 2018



Lightweight (250GP/400/Moto 450)

Pos	Class	No	Name	Machine / Sponsor	Gp	Lap	Total Time	Behind	Speed	-----Best Lap-----		
										Time	Speed	On
Race Classification												
1	LWT	109	Neil KERNOHAN	Honda 250 - Logan Racing	a	5	19:57.501		110.873	3:57.580	112.147	4
2	LWT	31	Shaun ANDERSON	Honda 250 - CB Racing	a	5	20:05.676	8.175	110.121	3:58.912	111.522	2
3	LWT	41	Darryl TWEED	Kawasaki 400 - M & D Racing	a	5	20:26.845	29.344	108.221	4:03.505	109.419	2
4	LWT	16	Stephen MORRISON	Kawasaki 400 - NAB Racing	a	5	20:33.001	35.500	107.681	4:04.811	108.835	5
5	LWT	72	Gareth KEYS	Yamaha 250	a	5	20:33.155	35.654	107.667	4:03.930	109.228	5
6	LWT	28	Paul GARTLAND	Yamaha 400 - MJF	a	5	21:30.253	1:32.752	102.903	4:15.549	104.262	5
7	LWT	199	Lloyd COLLINS	Kawasaki 400	a	5	21:34.972	1:37.471	102.528	4:16.425	103.905	5
8	LWT	10	Bryan HARDING	Honda 250	a	5	22:22.259	2:24.758	98.916	4:24.665	100.671	2
9	LWT	25	Fabrice FAIVRE	Kawasaki 400	a	5	22:35.868	2:38.367	97.923	4:29.099	99.012	3
10	LWT	32	Aaron BOYD	Kawasaki 400	c	5	23:06.335	3:08.834	95.771	4:33.372	97.464	4
11	LWT	69	Dave WOOLAMS	Suzuki 400	a	5	23:14.687	3:17.186	95.197	4:34.452	97.081	3
12	LWT	34	Gillian McGAW	Kawasaki 400	c	4	19:00.012	1 Lap	93.092	4:41.773	94.558	4
13	LWT	30	David GRAHAM	Kawasaki 400 - Patch Racing	c	4	19:06.970	6.958	92.528	4:43.409	94.012	4
14	LWT	57	Yvonne MONTGOMERY	Kawasaki 400	c	4	19:12.036	12.024	92.121	4:48.103	92.481	3
15	LWT	105	Darren DUNCAN	Suzuki 400	a	4	23:17.743	4:17.731	75.927	4:38.660	95.615	2

Fastest Lap

LWT	109	Neil KERNOHAN	Honda 250 - Logan Racing	3:57.580	112.147	4
-----	-----	---------------	--------------------------	----------	---------	---

Not Classified

DNF	LWT	24	Peter FLETCHER	Kawasaki 400 - Bayview Hotel	a	3	13:04.829		101.274	4:18.384	103.118	3
DNF	LWT	22	Matt DONALDSON	Yamaha 400	a	3	13:17.203		99.702	4:21.860	101.749	3
DNF	LWT	87	Dave WALSH	Kawasaki 400 - DRW Racing	a	1	4:28.859		97.429	4:28.859	97.429	1

Ultra-Lightweight (125GP/Moto 3)

Pos	Class	No	Name	Machine / Sponsor	Gp	Lap	Total Time	Behind	Speed	-----Best Lap-----		
										Time	Speed	On
Race Classification												
1	ULW	18	Christian ELKIN	Honda 250 Moto 3 - Bob Wylie Racing	b	5	20:32.638		107.712	4:03.890	109.246	4
2	ULW	44	Michal DOKOUPIL	Ariane 250 Moto 3	b	5	21:04.255	31.617	105.019	4:10.098	106.534	2
3	ULW	2	Nigel MOORE	Honda 250 Moto 3	b	5	21:43.097	1:10.459	101.888	4:16.360	103.932	5
4	ULW	5	Melissa KENNEDY	Honda 250 Moto 3 - K.N.R.	b	5	21:44.841	1:12.203	101.752	4:18.407	103.109	5
5	ULW	9	Lorenzo TIVERON	Honda 125	b	5	21:45.767	1:13.129	101.680	4:18.368	103.124	5
6	ULW	11	Sarah BOYES	Honda 125 - Steve Boyes Race Prep	b	5	23:16.626	2:43.988	95.065	4:36.185	96.471	2
7	ULW	79	John McALLISTER	Honda 125 - CB Racing	b	4	19:41.897	1 Lap	89.793	4:52.251	91.168	4
8	ULW	21	Anders RICHNAU	Honda 125	b	4	20:23.299	41.402	86.754	5:02.369	88.117	4


Fastest Lap

ULW	18	Christian ELKIN	Honda 250 Moto 3 - Bob Wylie Racing	4:03.890	109.246	4
-----	----	-----------------	-------------------------------------	----------	---------	---

Not Classified

DNF	ULW	7	Christopher EDER	KTM 125	b	4	17:26.516		101.409	4:19.708	102.592	4
DNF	ULW	23	Chris MEYER	Honda 125	b	4	17:27.014		101.361	4:18.993	102.875	4
DNF	ULW	1	Paul ROBINSON	Honda 250 Moto 3 - CB Racing	b	3	12:27.442		106.339	4:07.060	107.844	2
DNF	ULW	3	Gary DUNLOP	Honda 125 - Joey's Bar MCC	b	2	8:42.774		101.074	4:29.393	98.904	2

Provisional result to be confirmed by the Stewards of the Meeting subject to completion of technical inspections & the time limit for protests

Circuit	Dundrod	Signed		Organising Club	Dundrod & District MCC
Length(miles)	7.4011 Lap 1 (7.2763)	Chief Timekeeper		Race Started	20:13
Weather	Cloudy	Issued At:	20:42	Gp Time Diff - b 37.63 / c 76.00	
Track	Dry, 14°C				

MCE INSURANCE ULSTER GRAND PRIX

ULTRA-LIGHTWEIGHT / LIGHTWEIGHT

Race 3 - Belfast International Airport Ultra-Lightweight/Lightw

Thursday, 09 August 2018

DETAILED SECTOR ANALYSIS



Race Classification

Position

1 109 Neil KERNOHAN

Total Time **19:57.501** Avg Speed **110.873** Behind
Best Time **3:57.580** Best Speed **112.147** On **4** Gp **a**

Lap	Lap Time	Lap Speed	Sector 1	Sector 2	Sector 3	Speed Trap
1	4:02.509	108.015		1:22.730	1:32.065	135.5
2	3:57.893	112.000	1:04.506	1:21.996	1:31.391	142.6
3	3:57.927	111.984	1:04.566	1:21.967	1:31.394	142.6
4	3:57.580	112.147	1:04.180	1:21.640	1:31.760	143.6
5	4:01.592	110.285	1:04.285	1:23.958	1:33.349	143.0
<i>Ideal</i>	<i>3:57.211</i>	<i>112.322</i>	<i>1:04.180</i>	<i>1:21.640</i>	<i>1:31.391</i>	<i>143.6</i>

2 31 Shaun ANDERSON

Total Time **20:05.676** Avg Speed **110.121** Behind **8.175**
Best Time **3:58.912** Best Speed **111.522** On **2** Gp **a**

Lap	Lap Time	Lap Speed	Sector 1	Sector 2	Sector 3	Speed Trap
1	4:02.848	107.865		1:22.438	1:31.474	138.3
2	3:58.912	111.522	1:04.880	1:21.856	1:32.176	137.1
3	3:59.025	111.469	1:04.822	1:22.593	1:31.610	142.0
4	4:00.732	110.679	1:04.810	1:22.833	1:33.089	140.0
5	4:04.159	109.125	1:05.872	1:23.813	1:34.474	136.9
<i>Ideal</i>	<i>3:58.140</i>	<i>111.884</i>	<i>1:04.810</i>	<i>1:21.856</i>	<i>1:31.474</i>	<i>142.0</i>

3 41 Darryl TWEED

Total Time **20:26.845** Avg Speed **108.221** Behind **29.344**
Best Time **4:03.505** Best Speed **109.419** On **2** Gp **a**

Lap	Lap Time	Lap Speed	Sector 1	Sector 2	Sector 3	Speed Trap
1	4:04.277	107.234		1:23.786	1:32.566	139.4
2	4:03.505	109.419	1:05.056	1:24.153	1:34.296	142.3
3	4:03.894	109.244	1:05.375	1:24.407	1:34.112	140.6
4	4:03.751	109.308	1:05.182	1:24.662	1:33.907	140.6
5	4:11.418	105.975	1:08.370	1:27.063	1:35.985	128.2
<i>Ideal</i>	<i>4:01.408</i>	<i>110.369</i>	<i>1:05.056</i>	<i>1:23.786</i>	<i>1:32.566</i>	<i>142.3</i>

1 18 Christian ELKIN

Total Time **20:32.638** Avg Speed **107.712** Behind
Best Time **4:03.890** Best Speed **109.246** On **4** Gp **b**

Lap	Lap Time	Lap Speed	Sector 1	Sector 2	Sector 3	Speed Trap
1	4:11.584	104.119		1:26.536	1:34.052	126.8
2	4:07.655	107.585	1:07.074	1:26.217	1:34.364	136.3
3	4:04.908	108.792	1:07.696	1:24.855	1:32.357	136.9
4	4:03.890	109.246	1:06.087	1:24.829	1:32.974	134.4
5	4:04.601	108.928	1:06.565	1:24.749	1:33.287	133.6
<i>Ideal</i>	<i>4:03.193</i>	<i>109.559</i>	<i>1:06.087</i>	<i>1:24.749</i>	<i>1:32.357</i>	<i>136.9</i>

Race Classification

Position

4 16 Stephen MORRISON

Total Time **20:33.001** Avg Speed **107.681** Behind **35.500**
Best Time **4:04.811** Best Speed **108.835** On **5** Gp **a**

Lap	Lap Time	Lap Speed	Sector 1	Sector 2	Sector 3	Speed Trap
1	4:10.263	104.669		1:25.948	1:34.305	134.1
2	4:05.456	108.549	1:06.461	1:24.724	1:34.271	141.7
3	4:07.223	107.773	1:06.789	1:25.256	1:35.178	140.3
4	4:05.248	108.641	1:06.930	1:24.290	1:34.028	140.0
5	4:04.811	108.835	1:06.536	1:24.215	1:34.060	140.3
<i>Ideal</i>	<i>4:04.704</i>	<i>108.882</i>	<i>1:06.461</i>	<i>1:24.215</i>	<i>1:34.028</i>	<i>141.7</i>

5 72 Gareth KEYS

Total Time **20:33.155** Avg Speed **107.667** Behind **35.654**
Best Time **4:03.930** Best Speed **109.228** On **5** Gp **a**

Lap	Lap Time	Lap Speed	Sector 1	Sector 2	Sector 3	Speed Trap
1	4:08.689	105.331		1:23.928	1:35.709	133.1
2	4:07.692	107.569	1:07.262	1:25.332	1:35.098	137.4
3	4:07.231	107.769	1:06.510	1:25.448	1:35.273	140.3
4	4:05.613	108.479	1:06.648	1:24.432	1:34.533	138.3
5	4:03.930	109.228	1:05.870	1:24.515	1:33.545	137.7
<i>Ideal</i>	<i>4:03.343</i>	<i>109.491</i>	<i>1:05.870</i>	<i>1:23.928</i>	<i>1:33.545</i>	<i>140.3</i>

2 44 Michal DOKOUPIL

Total Time **21:04.255** Avg Speed **105.019** Behind **31.617**
Best Time **4:10.098** Best Speed **106.534** On **2** Gp **b**

Lap	Lap Time	Lap Speed	Sector 1	Sector 2	Sector 3	Speed Trap
1	4:13.592	103.295		1:26.517	1:34.800	129.5
2	4:10.098	106.534	1:07.179	1:27.133	1:35.786	138.5
3	4:11.471	105.952	1:07.193	1:27.697	1:36.581	135.5
4	4:13.957	104.915	1:08.369	1:28.710	1:36.878	134.1
5	4:15.137	104.430	1:08.969	1:28.273	1:37.895	132.3
<i>Ideal</i>	<i>4:08.496</i>	<i>107.221</i>	<i>1:07.179</i>	<i>1:26.517</i>	<i>1:34.800</i>	<i>138.5</i>

6 28 Paul GARTLAND

Total Time **21:30.253** Avg Speed **102.903** Behind **1:32.752**
Best Time **4:15.549** Best Speed **104.262** On **5** Gp **a**

Lap	Lap Time	Lap Speed	Sector 1	Sector 2	Sector 3	Speed Trap
1	4:22.252	99.884		1:30.633	1:38.761	129.2
2	4:18.868	102.925	1:10.015	1:30.962	1:37.891	133.1
3	4:17.223	103.583	1:09.220	1:30.247	1:37.756	132.0
4	4:16.361	103.931	1:09.134	1:29.813	1:37.414	134.9
5	4:15.549	104.262	1:09.120	1:28.830	1:37.599	133.6
<i>Ideal</i>	<i>4:15.364</i>	<i>104.337</i>	<i>1:09.120</i>	<i>1:28.830</i>	<i>1:37.414</i>	<i>134.9</i>

MCE INSURANCE ULSTER GRAND PRIX

ULTRA-LIGHTWEIGHT / LIGHTWEIGHT

Race 3 - Belfast International Airport Ultra-Lightweight/Lightw

Thursday, 09 August 2018

DETAILED SECTOR ANALYSIS



Race Classification

Position

7 199 Lloyd COLLINS

Total Time **21:34.972** Avg Speed **102.528** Behind **1:37.471**

Best Time **4:16.425** Best Speed **103.905** On **5** Gp **a**

Lap	Lap Time	Lap Speed	Sector 1	Sector 2	Sector 3	Speed Trap
1	4:26.577	98.263		1:31.817	1:39.642	130.2
2	4:17.728	103.380	1:09.982	1:29.546	1:38.200	135.2
3	4:17.444	103.494	1:09.761	1:29.824	1:37.859	132.5
4	4:16.798	103.755	1:09.341	1:30.343	1:37.114	131.5
5	4:16.425	103.905	1:09.640	1:29.420	1:37.365	132.0
<i>Ideal</i>	<i>4:15.875</i>	<i>104.129</i>	<i>1:09.341</i>	<i>1:29.420</i>	<i>1:37.114</i>	<i>135.2</i>

3 2 Nigel MOORE

Total Time **21:43.097** Avg Speed **101.888** Behind **1:10.459**

Best Time **4:16.360** Best Speed **103.932** On **5** Gp **b**

Lap	Lap Time	Lap Speed	Sector 1	Sector 2	Sector 3	Speed Trap
1	4:25.553	98.642		1:31.342	1:40.029	127.8
2	4:20.612	102.236	1:10.801	1:30.845	1:38.966	129.5
3	4:20.816	102.156	1:10.435	1:30.642	1:39.739	129.2
4	4:19.756	102.573	1:10.217	1:31.003	1:38.536	132.8
5	4:16.360	103.932	1:09.909	1:29.368	1:37.083	133.6
<i>Ideal</i>	<i>4:16.360</i>	<i>103.932</i>	<i>1:09.909</i>	<i>1:29.368</i>	<i>1:37.083</i>	<i>133.6</i>

4 5 Melissa KENNEDY

Total Time **21:44.841** Avg Speed **101.752** Behind **1:12.203**

Best Time **4:18.407** Best Speed **103.109** On **5** Gp **b**

Lap	Lap Time	Lap Speed	Sector 1	Sector 2	Sector 3	Speed Trap
1	4:25.386	98.704		1:31.144	1:40.276	126.1
2	4:20.104	102.436	1:09.828	1:31.128	1:39.148	135.7
3	4:22.027	101.684	1:09.517	1:31.525	1:40.985	136.3
4	4:18.917	102.905	1:09.525	1:30.807	1:38.585	131.0
5	4:18.407	103.109	1:09.258	1:30.039	1:39.110	134.1
<i>Ideal</i>	<i>4:17.882</i>	<i>103.318</i>	<i>1:09.258</i>	<i>1:30.039</i>	<i>1:38.585</i>	<i>136.3</i>

5 9 Lorenzo TIVERON

Total Time **21:45.767** Avg Speed **101.680** Behind **1:13.129**

Best Time **4:18.368** Best Speed **103.124** On **5** Gp **b**

Lap	Lap Time	Lap Speed	Sector 1	Sector 2	Sector 3	Speed Trap
1	4:26.134	98.427		1:29.557	1:40.239	125.2
2	4:19.601	102.634	1:10.557	1:29.940	1:39.104	133.3
3	4:21.915	101.728	1:09.714	1:31.166	1:41.035	134.7
4	4:19.749	102.576	1:09.653	1:31.694	1:38.402	132.5
5	4:18.368	103.124	1:10.961	1:28.540	1:38.867	136.6
<i>Ideal</i>	<i>4:16.595</i>	<i>103.837</i>	<i>1:09.653</i>	<i>1:28.540</i>	<i>1:38.402</i>	<i>136.6</i>

Race Classification

Position

8 10 Bryan HARDING

Total Time **22:22.259** Avg Speed **98.916** Behind **2:24.758**

Best Time **4:24.665** Best Speed **100.671** On **2** Gp **a**

Lap	Lap Time	Lap Speed	Sector 1	Sector 2	Sector 3	Speed Trap
1	4:30.469	96.849		1:32.172	1:43.637	129.2
2	4:24.665	100.671	1:10.370	1:31.868	1:42.427	131.5
3	4:27.026	99.780	1:11.321	1:32.119	1:43.586	134.4
4	4:31.133	98.269	1:11.168	1:34.634	1:45.331	139.4
5	4:28.966	99.061	1:11.685	1:33.549	1:43.732	136.0
<i>Ideal</i>	<i>4:24.665</i>	<i>100.671</i>	<i>1:10.370</i>	<i>1:31.868</i>	<i>1:42.427</i>	<i>139.4</i>

9 25 Fabrice FAIVRE

Total Time **22:35.868** Avg Speed **97.923** Behind **2:38.367**

Best Time **4:29.099** Best Speed **99.012** On **3** Gp **a**

Lap	Lap Time	Lap Speed	Sector 1	Sector 2	Sector 3	Speed Trap
1	4:34.952	95.270		1:33.904	1:42.722	119.4
2	4:29.611	98.824	1:11.516	1:34.234	1:43.861	133.1
3	4:29.099	99.012	1:11.681	1:34.100	1:43.318	133.9
4	4:30.271	98.582	1:11.835	1:34.672	1:43.764	133.9
5	4:31.935	97.979	1:13.316	1:33.608	1:45.011	131.2
<i>Ideal</i>	<i>4:27.846</i>	<i>99.475</i>	<i>1:11.516</i>	<i>1:33.608</i>	<i>1:42.722</i>	<i>133.9</i>

10 32 Aaron BOYD

Total Time **23:06.335** Avg Speed **95.771** Behind **3:08.834**

Best Time **4:33.372** Best Speed **97.464** On **4** Gp **c**

Lap	Lap Time	Lap Speed	Sector 1	Sector 2	Sector 3	Speed Trap
1	4:37.468	94.406		1:35.671	1:46.966	128.0
2	4:35.262	96.795	1:12.029	1:35.954	1:47.279	136.0
3	4:36.292	96.434	1:12.931	1:36.027	1:47.334	137.7
4	4:33.372	97.464	1:12.008	1:34.942	1:46.422	137.7
5	4:43.941	93.836	1:13.007	1:36.277	1:54.657	131.2
<i>Ideal</i>	<i>4:33.372</i>	<i>97.464</i>	<i>1:12.008</i>	<i>1:34.942</i>	<i>1:46.422</i>	<i>137.7</i>

11 69 Dave WOOLAMS

Total Time **23:14.687** Avg Speed **95.197** Behind **3:17.186**

Best Time **4:34.452** Best Speed **97.081** On **3** Gp **a**

Lap	Lap Time	Lap Speed	Sector 1	Sector 2	Sector 3	Speed Trap
1	4:41.603	93.020		1:37.155	1:44.991	118.5
2	4:35.848	96.589	1:13.648	1:36.474	1:45.726	129.5
3	4:34.452	97.081	1:14.627	1:35.896	1:43.929	128.2
4	4:38.010	95.838	1:13.579	1:37.437	1:46.994	128.2
5	4:44.774	93.562	1:16.127	1:38.578	1:50.069	122.0
<i>Ideal</i>	<i>4:33.404</i>	<i>97.453</i>	<i>1:13.579</i>	<i>1:35.896</i>	<i>1:43.929</i>	<i>129.5</i>

MCE INSURANCE ULSTER GRAND PRIX

ULTRA-LIGHTWEIGHT / LIGHTWEIGHT

Race 3 - Belfast International Airport Ultra-Lightweight/Lightw

Thursday, 09 August 2018

DETAILED SECTOR ANALYSIS



Race Classification

Position

6 11 Sarah BOYES

Total Time **23:16.626** Avg Speed **95.065** Behind **2:43.988**

Best Time **4:36.185** Best Speed **96.471** On **2** Gp **b**

Lap	Lap Time	Lap Speed	Sector 1	Sector 2	Sector 3	Speed Trap
1	4:36.880	94.607		1:34.492	1:45.308	125.4
2	4:36.185	96.471	1:13.285	1:36.433	1:46.467	127.0
3	4:38.146	95.791	1:13.879	1:37.591	1:46.676	125.6
4	4:38.856	95.547	1:14.307	1:37.956	1:46.593	123.3
5	4:46.559	92.979	1:14.427	1:37.294	1:54.838	122.2
<i>Ideal</i>	<i>4:33.085</i>	<i>97.567</i>	<i>1:13.285</i>	<i>1:34.492</i>	<i>1:45.308</i>	<i>127.0</i>

Race Classification

Position

7 79 John McALLISTER

Total Time **19:41.897** Avg Speed **89.793** Behind **1 Lap**

Best Time **4:52.251** Best Speed **91.168** On **4** Gp **b**

Lap	Lap Time	Lap Speed	Sector 1	Sector 2	Sector 3	Speed Trap
1	5:04.797	85.941		1:46.881	1:54.773	114.5
2	4:52.432	91.112	1:18.354	1:41.345	1:52.733	119.2
3	4:52.417	91.116	1:18.655	1:41.035	1:52.727	116.7
4	4:52.251	91.168	1:18.891	1:41.336	1:52.024	119.6
<i>Ideal</i>	<i>4:51.413</i>	<i>91.430</i>	<i>1:18.354</i>	<i>1:41.035</i>	<i>1:52.024</i>	<i>119.6</i>

12 34 Gillian McGAW

Total Time **19:00.012** Avg Speed **93.092** Behind **1 Lap**

Best Time **4:41.773** Best Speed **94.558** On **4** Gp **c**

Lap	Lap Time	Lap Speed	Sector 1	Sector 2	Sector 3	Speed Trap
1	4:47.440	91.131		1:39.386	1:50.092	124.9
2	4:48.485	92.358	1:15.016	1:41.638	1:51.831	131.2
3	4:42.314	94.377	1:12.724	1:38.610	1:50.980	139.1
4	4:41.773	94.558	1:12.496	1:38.677	1:50.600	138.0
<i>Ideal</i>	<i>4:41.198</i>	<i>94.752</i>	<i>1:12.496</i>	<i>1:38.610</i>	<i>1:50.092</i>	<i>139.1</i>

8 21 Anders RICHNAU

Total Time **20:23.299** Avg Speed **86.754** Behind **41.402**

Best Time **5:02.369** Best Speed **88.117** On **4** Gp **b**

Lap	Lap Time	Lap Speed	Sector 1	Sector 2	Sector 3	Speed Trap
1	5:09.105	84.744		1:47.012	1:59.711	120.9
2	5:08.422	86.388	1:20.714	1:46.995	2:00.713	120.0
3	5:03.403	87.817	1:18.537	1:45.898	1:58.968	123.8
4	5:02.369	88.117	1:20.262	1:44.776	1:57.331	117.9
<i>Ideal</i>	<i>5:00.644</i>	<i>88.623</i>	<i>1:18.537</i>	<i>1:44.776</i>	<i>1:57.331</i>	<i>123.8</i>

13 30 David GRAHAM

Total Time **19:06.970** Avg Speed **92.528** Behind **6.958**

Best Time **4:43.409** Best Speed **94.012** On **4** Gp **c**

Lap	Lap Time	Lap Speed	Sector 1	Sector 2	Sector 3	Speed Trap
1	4:48.848	90.687		1:38.158	1:50.022	120.0
2	4:50.451	91.733	1:15.185	1:40.252	1:55.014	129.7
3	4:44.262	93.730	1:15.756	1:38.861	1:49.645	130.2
4	4:43.409	94.012	1:16.688	1:37.848	1:48.873	126.3
<i>Ideal</i>	<i>4:41.906</i>	<i>94.514</i>	<i>1:15.185</i>	<i>1:37.848</i>	<i>1:48.873</i>	<i>130.2</i>

15 105 Darren DUNCAN

Total Time **23:17.743** Avg Speed **75.927** Behind **4:17.731**

Best Time **4:38.660** Best Speed **95.615** On **2** Gp **a**

Lap	Lap Time	Lap Speed	Sector 1	Sector 2	Sector 3	Speed Trap
1	4:40.398	93.420		1:36.768	1:46.007	116.7
2	4:38.660	95.615	1:14.023	1:36.893	1:47.744	132.5
3	9:18.034	47.746	1:14.869	6:16.470	1:46.695	125.4
4	4:40.651	94.936	1:14.506	1:36.682	1:49.463	130.5
<i>Ideal</i>	<i>4:36.712</i>	<i>96.288</i>	<i>1:14.023</i>	<i>1:36.682</i>	<i>1:46.007</i>	<i>132.5</i>

14 57 Yvonne MONTGOMERY

Total Time **19:12.036** Avg Speed **92.121** Behind **12.024**

Best Time **4:48.103** Best Speed **92.481** On **3** Gp **c**

Lap	Lap Time	Lap Speed	Sector 1	Sector 2	Sector 3	Speed Trap
1	4:46.439	91.449		1:38.830	1:49.137	126.1
2	4:48.738	92.277	1:16.482	1:41.049	1:51.207	129.7
3	4:48.103	92.481	1:14.838	1:41.042	1:52.223	132.8
4	4:48.756	92.272	1:16.169	1:41.302	1:51.285	131.5
<i>Ideal</i>	<i>4:42.805</i>	<i>94.213</i>	<i>1:14.838</i>	<i>1:38.830</i>	<i>1:49.137</i>	<i>132.8</i>

Not Classified

Position

DNF 7 Christopher EDER

Total Time **17:26.516** Avg Speed **101.409** Behind

Best Time **4:19.708** Best Speed **102.592** On **4** Gp **b**

Lap	Lap Time	Lap Speed	Sector 1	Sector 2	Sector 3	Speed Trap
1	4:22.847	99.658		1:30.011	1:39.342	129.7
2	4:23.884	100.968	1:10.140	1:33.378	1:40.366	131.0
3	4:20.077	102.446	1:09.690	1:30.292	1:40.095	132.5
4	4:19.708	102.592	1:09.789	1:31.935	1:37.984	131.0
<i>Ideal</i>	<i>4:17.685</i>	<i>103.397</i>	<i>1:09.690</i>	<i>1:30.011</i>	<i>1:37.984</i>	<i>132.5</i>

MCE INSURANCE ULSTER GRAND PRIX

ULTRA-LIGHTWEIGHT / LIGHTWEIGHT

Race 3 - Belfast International Airport Ultra-Lightweight/Lightw

Thursday, 09 August 2018

DETAILED SECTOR ANALYSIS



Not Classified

Position

DNF 23 Chris MEYER

Total Time **17:27.014** Avg Speed **101.361** Behind

Best Time **4:18.993** Best Speed **102.875** On **4** Gp **b**

Lap	Lap Time	Lap Speed	Sector 1	Sector 2	Sector 3	Speed Trap
1	4:26.005	98.474		1:30.986	1:39.999	126.3
2	4:21.430	101.916	1:11.023	1:31.359	1:39.048	134.9
3	4:20.586	102.246	1:09.693	1:32.053	1:38.840	134.9
4	4:18.993	102.875	1:09.750	1:31.730	1:37.513	134.9
<i>Ideal</i>	<i>4:18.192</i>	<i>103.194</i>	<i>1:09.693</i>	<i>1:30.986</i>	<i>1:37.513</i>	<i>134.9</i>

DNF 1 Paul ROBINSON

Total Time **12:27.442** Avg Speed **106.339** Behind

Best Time **4:07.060** Best Speed **107.844** On **2** Gp **b**

Lap	Lap Time	Lap Speed	Sector 1	Sector 2	Sector 3	Speed Trap
1	4:12.012	103.942		1:25.523	1:34.475	127.5
2	4:07.060	107.844	1:06.387	1:26.300	1:34.373	137.7
3	4:08.370	107.275	1:07.725	1:25.337	1:35.308	138.3
<i>Ideal</i>	<i>4:06.097</i>	<i>108.266</i>	<i>1:06.387</i>	<i>1:25.337</i>	<i>1:34.373</i>	<i>138.3</i>

DNF 24 Peter FLETCHER

Total Time **13:04.829** Avg Speed **101.274** Behind

Best Time **4:18.384** Best Speed **103.118** On **3** Gp **a**

Lap	Lap Time	Lap Speed	Sector 1	Sector 2	Sector 3	Speed Trap
1	4:27.500	97.924		1:31.126	1:41.107	138.5
2	4:18.945	102.894	1:08.200	1:30.687	1:40.058	145.1
3	4:18.384	103.118	1:07.915	1:29.915	1:40.554	145.1
<i>Ideal</i>	<i>4:17.888</i>	<i>103.316</i>	<i>1:07.915</i>	<i>1:29.915</i>	<i>1:40.058</i>	<i>145.1</i>

DNF 22 Matt DONALDSON

Total Time **13:17.203** Avg Speed **99.702** Behind

Best Time **4:21.860** Best Speed **101.749** On **3** Gp **a**

Lap	Lap Time	Lap Speed	Sector 1	Sector 2	Sector 3	Speed Trap
1	4:30.728	96.756		1:32.856	1:42.079	128.5
2	4:24.615	100.690	1:11.301	1:31.397	1:41.917	141.5
3	4:21.860	101.749	1:10.349	1:30.503	1:41.008	141.2
<i>Ideal</i>	<i>4:21.860</i>	<i>101.749</i>	<i>1:10.349</i>	<i>1:30.503</i>	<i>1:41.008</i>	<i>141.5</i>

Not Classified

Position

DNF 3 Gary DUNLOP

Total Time **8:42.774** Avg Speed **101.074** Behind

Best Time **4:29.393** Best Speed **98.904** On **2** Gp **b**

Lap	Lap Time	Lap Speed	Sector 1	Sector 2	Sector 3	Speed Trap
1	4:13.381	103.381		1:26.108	1:35.511	130.0
2	4:29.393	98.904	1:07.597	1:30.795	1:51.001	138.8
<i>Ideal</i>	<i>4:09.216</i>	<i>106.911</i>	<i>1:07.597</i>	<i>1:26.108</i>	<i>1:35.511</i>	<i>138.8</i>

DNF 87 Dave WALSH

Total Time **4:28.859** Avg Speed **97.429** Behind

Best Time **4:28.859** Best Speed **97.429** On **1** Gp **a**

Lap	Lap Time	Lap Speed	Sector 1	Sector 2	Sector 3	Speed Trap
1	4:28.859	97.429		1:33.270	1:40.756	128.5
<i>Ideal</i>	<i>0.000</i>	<i>0.000</i>		<i>1:33.270</i>	<i>1:40.756</i>	<i>128.5</i>



LAP CHART

1					2					3				
No	Name	Gp	Time of Day	Lap Time	No	Name	Gp	Time of Day	Lap Time	No	Name	Gp	Time of Day	Lap Time
109	Neil KERNOHAN	a	20:17:44.015	4:02.509	109	Neil KERNOHAN	a	20:21:41.908	3:57.893	109	Neil KERNOHAN	a	20:25:39.835	3:57.927
31	Shaun ANDERSON	a	20:17:44.354	4:02.848	31	Shaun ANDERSON	a	20:21:43.266	3:58.912	31	Shaun ANDERSON	a	20:25:42.291	3:59.025
41	Darryl TWEED	a	20:17:45.783	4:04.277	41	Darryl TWEED	a	20:21:49.288	4:03.505	41	Darryl TWEED	a	20:25:53.182	4:03.894
72	Gareth KEYS	a	20:17:50.195	4:08.689	16	Stephen MORRISON	a	20:21:57.225	4:05.456	16	Stephen MORRISON	a	20:26:04.448	4:07.223
16	Stephen MORRISON	a	20:17:51.769	4:10.263	72	Gareth KEYS	a	20:21:57.887	4:07.692	72	Gareth KEYS	a	20:26:05.118	4:07.231
28	Paul GARTLAND	a	20:18:03.758	4:22.252	28	Paul GARTLAND	a	20:22:22.626	4:18.868	28	Paul GARTLAND	a	20:26:39.849	4:17.223
199	Lloyd COLLINS	a	20:18:08.083	4:26.577	199	Lloyd COLLINS	a	20:22:25.811	4:17.728	199	Lloyd COLLINS	a	20:26:43.255	4:17.444
24	Peter FLETCHER	a	20:18:09.006	4:27.500	24	Peter FLETCHER	a	20:22:27.951	4:18.945	18	Christian ELKIN	b	20:26:43.283	4:04.908
87	Dave WALSH	a	20:18:10.365	4:28.859	10	Bryan HARDING	a	20:22:36.640	4:24.665	24	Peter FLETCHER	a	20:26:46.335	4:18.384
10	Bryan HARDING	a	20:18:11.975	4:30.469	22	Matt DONALDSON	a	20:22:36.849	4:24.615	1	Paul ROBINSON	b	20:26:46.578	4:08.370
22	Matt DONALDSON	a	20:18:12.234	4:30.728	1	Paul ROBINSON	b	20:22:38.208	4:07.060	44	Michal DOKOUPIL	b	20:26:54.297	4:11.471
25	Fabrice FAIVRE	a	20:18:16.458	4:34.952	18	Christian ELKIN	b	20:22:38.375	4:07.655	22	Matt DONALDSON	a	20:26:58.709	4:21.860
105	Darren DUNCAN	a	20:18:21.904	4:40.398	44	Michal DOKOUPIL	b	20:22:42.826	4:10.098	10	Bryan HARDING	a	20:27:03.666	4:27.026
69	Dave WOOLAMS	a	20:18:23.109	4:41.603	25	Fabrice FAIVRE	a	20:22:46.069	4:29.611	25	Fabrice FAIVRE	a	20:27:15.168	4:29.099
18	Christian ELKIN	b	20:18:30.720	4:11.584	69	Dave WOOLAMS	a	20:22:58.957	4:35.848	7	Christopher EDER	b	20:27:25.944	4:20.077
1	Paul ROBINSON	b	20:18:31.148	4:12.012	105	Darren DUNCAN	a	20:23:00.564	4:38.660	2	Nigel MOORE	b	20:27:26.117	4:20.816
3	Gary DUNLOP	b	20:18:32.517	4:13.381	3	Gary DUNLOP	b	20:23:01.910	4:29.393	5	Melissa KENNEDY	b	20:27:26.653	4:22.027
44	Michal DOKOUPIL	b	20:18:32.728	4:13.592	5	Melissa KENNEDY	b	20:23:04.626	4:20.104	9	Lorenzo TIVERON	b	20:27:26.786	4:21.915
7	Christopher EDER	b	20:18:41.983	4:22.847	9	Lorenzo TIVERON	b	20:23:04.871	4:19.601	23	Chris MEYER	b	20:27:27.157	4:20.586
5	Melissa KENNEDY	b	20:18:44.522	4:25.386	2	Nigel MOORE	b	20:23:05.301	4:20.612	69	Dave WOOLAMS	a	20:27:33.409	4:34.452
2	Nigel MOORE	b	20:18:44.689	4:25.553	7	Christopher EDER	b	20:23:05.867	4:23.884	11	Sarah BOYES	b	20:28:10.347	4:38.146
23	Chris MEYER	b	20:18:45.141	4:26.005	23	Chris MEYER	b	20:23:06.571	4:21.430	32	Aaron BOYD	c	20:28:46.528	4:36.292
9	Lorenzo TIVERON	b	20:18:45.270	4:26.134	11	Sarah BOYES	b	20:23:32.201	4:36.185	79	John McALLISTER	b	20:29:08.782	4:52.417
11	Sarah BOYES	b	20:18:56.016	4:36.880	32	Aaron BOYD	c	20:24:10.236	4:35.262	34	Gillian McGAW	c	20:29:15.745	4:42.314
79	John McALLISTER	b	20:19:23.933	5:04.797	79	John McALLISTER	b	20:24:16.365	4:52.432	57	Yvonne MONTGOMERY	c	20:29:20.786	4:48.103
21	Anders RICHNAU	b	20:19:28.241	5:09.105	57	Yvonne MONTGOMERY	c	20:24:32.683	4:48.738	30	David GRAHAM	c	20:29:21.067	4:44.262
32	Aaron BOYD	c	20:19:34.974	4:37.468	34	Gillian McGAW	c	20:24:33.431	4:48.485	21	Anders RICHNAU	b	20:29:40.066	5:03.403
57	Yvonne MONTGOMERY	c	20:19:43.945	4:46.439	21	Anders RICHNAU	b	20:24:36.663	5:08.422	105	Darren DUNCAN	a	20:32:18.598	9:18.034
34	Gillian McGAW	c	20:19:44.946	4:47.440	30	David GRAHAM	c	20:24:36.805	4:50.451					
30	David GRAHAM	c	20:19:46.354	4:48.848										



LAP CHART

4

No	Name	Gp	Time of Day	Lap Time
109	Neil KERNOHAN	a	20:29:37.415	3:57.580
31	Shaun ANDERSON	a	20:29:43.023	4:00.732
41	Darryl TWEED	a	20:29:56.933	4:03.751
16	Stephen MORRISON	a	20:30:09.696	4:05.248
72	Gareth KEYS	a	20:30:10.731	4:05.613
18	Christian ELKIN	b	20:30:47.173	4:03.890
28	Paul GARTLAND	a	20:30:56.210	4:16.361
199	Lloyd COLLINS	a	20:31:00.053	4:16.798
44	Michal DOKOUPIL	b	20:31:08.254	4:13.957
10	Bryan HARDING	a	20:31:34.799	4:31.133
25	Fabrice FAIVRE	a	20:31:45.439	4:30.271
5	Melissa KENNEDY	b	20:31:45.570	4:18.917
7	Christopher EDER	b	20:31:45.652	4:19.708
2	Nigel MOORE	b	20:31:45.873	4:19.756
23	Chris MEYER	b	20:31:46.150	4:18.993
9	Lorenzo TIVERON	b	20:31:46.535	4:19.749
69	Dave WOOLAMS	a	20:32:11.419	4:38.010
11	Sarah BOYES	b	20:32:49.203	4:38.856
32	Aaron BOYD	c	20:33:19.900	4:33.372
34	Gillian McGAW	c	20:33:57.518	4:41.773
79	John McALLISTER	b	20:34:01.033	4:52.251
30	David GRAHAM	c	20:34:04.476	4:43.409
57	Yvonne MONTGOMERY	c	20:34:09.542	4:48.756
21	Anders RICHNAU	b	20:34:42.435	5:02.369
105	Darren DUNCAN	a	20:36:59.249	4:40.651

5

No	Name	Gp	Time of Day	Lap Time
109	Neil KERNOHAN	a	20:33:39.007	4:01.592
31	Shaun ANDERSON	a	20:33:47.182	4:04.159
41	Darryl TWEED	a	20:34:08.351	4:11.418
16	Stephen MORRISON	a	20:34:14.507	4:04.811
72	Gareth KEYS	a	20:34:14.661	4:03.930
18	Christian ELKIN	b	20:34:51.774	4:04.601
28	Paul GARTLAND	a	20:35:11.759	4:15.549
199	Lloyd COLLINS	a	20:35:16.478	4:16.425
44	Michal DOKOUPIL	b	20:35:23.391	4:15.137
2	Nigel MOORE	b	20:36:02.233	4:16.360
10	Bryan HARDING	a	20:36:03.765	4:28.966
5	Melissa KENNEDY	b	20:36:03.977	4:18.407
9	Lorenzo TIVERON	b	20:36:04.903	4:18.368
25	Fabrice FAIVRE	a	20:36:17.374	4:31.935
69	Dave WOOLAMS	a	20:36:56.193	4:44.774
11	Sarah BOYES	b	20:37:35.762	4:46.559
32	Aaron BOYD	c	20:38:03.841	4:43.941

MCE INSURANCE ULSTER GRAND PRIX

ULTRA-LIGHTWEIGHT / LIGHTWEIGHT

Race 3 - Belfast International Airport Ultra-Lightweight/Lightweight

SECTOR ANALYSIS

Perfect Lap (sum of best sectors) = 3:57.211



SECTOR 1 FINISH - TULLYRUSK			SECTOR 2 TULLYRUSK - JORDAN'S		SECTOR 3 JORDAN'S - FINISH		IDEAL / BEST COMPARISON				
Pos	No Name	Time	No Name	Time	No Name	Time	Pos	No Name	Ideal Time	Best Tim	Diff
1	109 Neil KERNOHAN	1:04.180	109 Neil KERNOHAN	1:21.640	109 Neil KERNOHAN	1:31.391	1	109 Neil KERNOHAN	3:57.211	3:57.580	0.369
2	31 Shaun ANDERSON	1:04.810	31 Shaun ANDERSON	1:21.856	31 Shaun ANDERSON	1:31.474	2	31 Shaun ANDERSON	3:58.140	3:58.912	0.772
3	41 Darryl TWEED	1:05.056	41 Darryl TWEED	1:23.786	18 Christian ELKIN	1:32.357	3	41 Darryl TWEED	4:01.408	4:03.505	2.097
4	72 Gareth KEYS	1:05.870	72 Gareth KEYS	1:23.928	41 Darryl TWEED	1:32.566	4	18 Christian ELKIN	4:03.193	4:03.890	0.697
5	18 Christian ELKIN	1:06.087	16 Stephen MORRISON	1:24.215	72 Gareth KEYS	1:33.545	5	72 Gareth KEYS	4:03.343	4:03.930	0.587
6	1 Paul ROBINSON	1:06.387	18 Christian ELKIN	1:24.749	16 Stephen MORRISON	1:34.028	6	16 Stephen MORRISON	4:04.704	4:04.811	0.107
7	16 Stephen MORRISON	1:06.461	1 Paul ROBINSON	1:25.337	1 Paul ROBINSON	1:34.373	7	1 Paul ROBINSON	4:06.097	4:07.060	0.963
8	44 Michal DOKOUPIL	1:07.179	3 Gary DUNLOP	1:26.108	44 Michal DOKOUPIL	1:34.800	8	44 Michal DOKOUPIL	4:08.496	4:10.098	1.602
9	3 Gary DUNLOP	1:07.597	44 Michal DOKOUPIL	1:26.517	3 Gary DUNLOP	1:35.511	9	28 Paul GARTLAND	4:15.364	4:15.549	0.185
10	24 Peter FLETCHER	1:07.915	9 Lorenzo TIVERON	1:28.540	2 Nigel MOORE	1:37.083	10	2 Nigel MOORE	4:16.360	4:16.360	0.000
11	28 Paul GARTLAND	1:09.120	28 Paul GARTLAND	1:28.830	199 Lloyd COLLINS	1:37.114	11	199 Lloyd COLLINS	4:15.875	4:16.425	0.550
12	5 Melissa KENNEDY	1:09.258	2 Nigel MOORE	1:29.368	28 Paul GARTLAND	1:37.414	12	9 Lorenzo TIVERON	4:16.595	4:18.368	1.773
13	199 Lloyd COLLINS	1:09.341	199 Lloyd COLLINS	1:29.420	23 Chris MEYER	1:37.513	13	24 Peter FLETCHER	4:17.888	4:18.384	0.496
14	9 Lorenzo TIVERON	1:09.653	24 Peter FLETCHER	1:29.915	7 Christopher EDER	1:37.984	14	5 Melissa KENNEDY	4:17.882	4:18.407	0.525
15	7 Christopher EDER	1:09.690	7 Christopher EDER	1:30.011	9 Lorenzo TIVERON	1:38.402	15	23 Chris MEYER	4:18.192	4:18.993	0.801
16	23 Chris MEYER	1:09.693	5 Melissa KENNEDY	1:30.039	5 Melissa KENNEDY	1:38.585	16	7 Christopher EDER	4:17.685	4:19.708	2.023
17	2 Nigel MOORE	1:09.909	22 Matt DONALDSON	1:30.503	24 Peter FLETCHER	1:40.058	17	22 Matt DONALDSON	4:21.860	4:21.860	0.000
18	22 Matt DONALDSON	1:10.349	23 Chris MEYER	1:30.986	87 Dave WALSH	1:40.756	18	10 Bryan HARDING	4:24.665	4:24.665	0.000
19	10 Bryan HARDING	1:10.370	10 Bryan HARDING	1:31.868	22 Matt DONALDSON	1:41.008	19	25 Fabrice FAIVRE	4:27.846	4:29.099	1.253
20	25 Fabrice FAIVRE	1:11.516	87 Dave WALSH	1:33.270	10 Bryan HARDING	1:42.427	20	3 Gary DUNLOP	4:09.216	4:29.393	20.177
21	32 Aaron BOYD	1:12.008	25 Fabrice FAIVRE	1:33.608	25 Fabrice FAIVRE	1:42.722	21	32 Aaron BOYD	4:33.372	4:33.372	0.000
22	34 Gillian McGAW	1:12.496	11 Sarah BOYES	1:34.492	69 Dave WOOLAMS	1:43.929	22	69 Dave WOOLAMS	4:33.404	4:34.452	1.048
23	11 Sarah BOYES	1:13.285	32 Aaron BOYD	1:34.942	11 Sarah BOYES	1:45.308	23	11 Sarah BOYES	4:33.085	4:36.185	3.100
24	69 Dave WOOLAMS	1:13.579	69 Dave WOOLAMS	1:35.896	105 Darren DUNCAN	1:46.007	24	105 Darren DUNCAN	4:36.712	4:38.660	1.948
25	105 Darren DUNCAN	1:14.023	105 Darren DUNCAN	1:36.682	32 Aaron BOYD	1:46.422	25	34 Gillian McGAW	4:41.198	4:41.773	0.575
26	57 Yvonne MONTGOMER	1:14.838	30 David GRAHAM	1:37.848	30 David GRAHAM	1:48.873	26	30 David GRAHAM	4:41.906	4:43.409	1.503
27	30 David GRAHAM	1:15.185	34 Gillian McGAW	1:38.610	57 Yvonne MONTGOMER	1:49.137	27	57 Yvonne MONTGOMERY	4:42.805	4:48.103	5.298
28	79 John McALLISTER	1:18.354	57 Yvonne MONTGOMER	1:38.830	34 Gillian McGAW	1:50.092	28	79 John McALLISTER	4:51.413	4:52.251	0.838
29	21 Anders RICHNAU	1:18.537	79 John McALLISTER	1:41.035	79 John McALLISTER	1:52.024	29	21 Anders RICHNAU	5:00.644	5:02.369	1.725
			21 Anders RICHNAU	1:44.776	21 Anders RICHNAU	1:57.331					

MCE INSURANCE ULSTER GRAND PRIX

ULTRA-LIGHTWEIGHT / LIGHTWEIGHT

Race 3 - Belfast International Airport Ultra-Lightweight/Lightweight

Thursday, 09 August 2018



SPEED TRAP ON FLYING KILO

Class	No/Nam	Fastest	Lap 1	Lap 2	Lap 3	Lap 4	Lap 5	Lap 6	Lap 7	Lap 8	Lap 9	Lap 10	Lap 11	Lap 12
LWT	24 Peter FLETCHER	145.1	138.5	<u>145.1</u>	<u>145.1</u>									
LWT	109 Neil KERNOHAN	143.6	135.5	142.7	142.7	<u>143.6</u>	143.0							
LWT	41 Darryl TWEED	142.3	139.4	<u>142.3</u>	140.6	140.6	128.2							
LWT	31 Shaun ANDERSON	142.0	138.3	137.1	<u>142.0</u>	140.0	136.9							
LWT	16 Stephen MORRISON	141.7	134.1	<u>141.7</u>	140.3	140.0	140.3							
LWT	22 Matt DONALDSON	141.5	128.5	<u>141.5</u>	141.2									
LWT	72 Gareth KEYS	140.3	133.1	137.4	<u>140.3</u>	138.3	137.7							
LWT	10 Bryan HARDING	139.4	129.2	131.5	134.4	<u>139.4</u>	136.0							
LWT	34 Gillian McGAW	139.1	124.9	131.2	<u>139.1</u>	138.0								
ULW	3 Gary DUNLOP	138.8	130.0	<u>138.8</u>										
ULW	44 Michal DOKOUPIL	138.5	129.5	<u>138.5</u>	135.5	134.1	132.3							
ULW	1 Paul ROBINSON	138.3	127.5	137.7	<u>138.3</u>									
LWT	32 Aaron BOYD	137.7	128.0	136.0	<u>137.7</u>	<u>137.7</u>	131.2							
ULW	18 Christian ELKIN	136.9	126.8	136.3	<u>136.9</u>	134.4	133.6							
ULW	9 Lorenzo TIVERON	136.6	125.2	133.3	134.7	132.5	<u>136.6</u>							
ULW	5 Melissa KENNEDY	136.3	126.1	135.7	<u>136.3</u>	131.0	134.1							
LWT	199 Lloyd COLLINS	135.2	130.2	<u>135.2</u>	132.5	131.5	132.0							
LWT	28 Paul GARTLAND	134.9	129.2	133.1	132.0	<u>134.9</u>	133.6							
ULW	23 Chris MEYER	134.9	126.3	<u>134.9</u>	<u>134.9</u>	<u>134.9</u>								
LWT	25 Fabrice FAIVRE	133.9	119.4	133.1	<u>133.9</u>	<u>133.9</u>	131.2							
ULW	2 Nigel MOORE	133.6	127.8	129.5	129.2	132.8	<u>133.6</u>							
LWT	57 Yvonne MONTGOMERY	132.8	126.1	129.7	<u>132.8</u>	131.5								
LWT	105 Darren DUNCAN	132.5	116.7	<u>132.5</u>	125.4	130.5								
ULW	7 Christopher EDER	132.5	129.7	131.0	<u>132.5</u>	131.0								
LWT	30 David GRAHAM	130.2	120.0	129.7	<u>130.2</u>	126.3								
LWT	69 Dave WOOLAMS	129.5	118.5	<u>129.5</u>	128.2	128.2	122.0							
LWT	87 Dave WALSH	128.5	<u>128.5</u>											
ULW	11 Sarah BOYES	127.0	125.4	<u>127.0</u>	125.6	123.3	122.2							
ULW	21 Anders RICHNAU	123.8	120.9	120.0	<u>123.8</u>	117.9								
ULW	79 John McALLISTER	119.6	114.5	119.2	116.7	<u>119.6</u>								

