



**ULSTER GRAND PRIX BIKE WEEK**  
**Wednesday 8<sup>th</sup> – Saturday 11<sup>th</sup> August 2012**

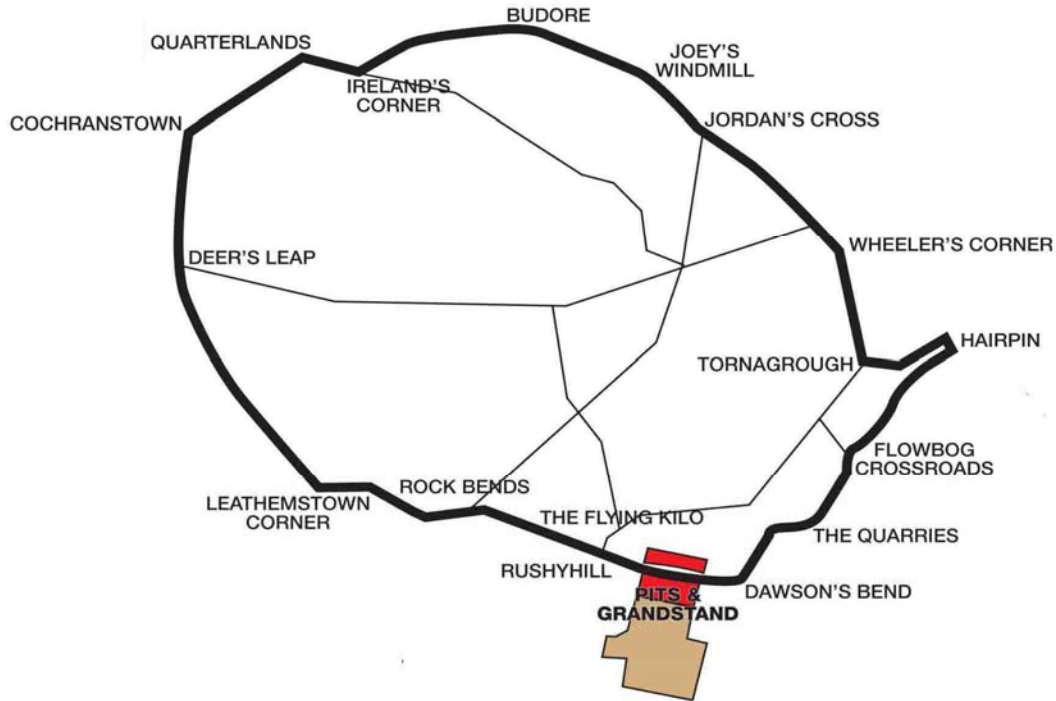
**promoted by**  
**Dundrod & District Motorcycle Club**  
[www.ulstergrandprix.net](http://www.ulstergrandprix.net)



**TOPAZ / AIRPORT ROAD SERVICE STATION**  
**DUNDROD 150 CHALLENGE**



# Dundrod Circuit 7.401 miles



## LAP RECORDS

Class	Name	Machine	m s	mph	Year
125cc	William Dunlop	Honda	3 55.017	113.370	2009
250cc	Darran Lindsay	Honda	3 38.634	121.866	2006
400cc	Jason Griffiths	Yamaha 400	3 58.43	111.748	2003
Moto 450	Paul Owen	Yamaha	4 36.889	96.226	2011
Supertwins	Ryan Farquhar	Kawasaki 650	3 48.345	116.683	2010
Supersport	Michael Dunlop	Yamaha	3 27.187	128.599	2010
Superstock	Ian Hutchinson	Honda	3 21.599	132.163	2010
Superbike	Bruce Anstey (NZ)	Suzuki	3 18.870	133.977	2010
Challenge 1000cc	Dave Johnson (AUS)	Yamaha	3 29.643	127.092	2010
National 750cc	Michal Dokoupil (CZE)	Kawasaki 600	3 39.625	121.316	2009

## MOST WINS at the ULSTER GP

Joey Dunlop	24	1979 - 99
Ian Lougher	17	1998 - 11
Phillip McCallen	14	1991 - 96
Brian Reid	9	1983 - 92
Robert Dunlop	9	1990 - 03
Ryan Farquhar	8	2002 - 11

## MOST WINS at the DUNDROD 150

Joey Dunlop	24	1976 - 94
Bob Jackson	11	1981 - 98
Ray McCullough	10	1965 - 82
Brian Reid	8	1984 - 93
Robert Dunlop	8	1984 - 07
Denis McCullough	7	1989 - 00

## ALL TIME IRISH ROAD RACE WINNERS (after the Armoy Road Race 2012)

### Most Wins at All Irish Road Race Meetings

1. Ryan Farquhar	197	1995-12
2. Joey Dunlop	156	1971-00
3. Robert Dunlop	135	1980-08
4. Ray McCullough	109	1960-82
Phillip McCallen	109	1987-99
6. Brian Reid	78	1980-94
7. William Dunlop	76	2005-12
8. Darran Lindsay	75	1999-06
9. James Courtney	66	1992-99
10. Adrian Archibald	64	1994-06

# ULSTER GRAND PRIX BIKE WEEK

## NATIONAL CHALLENGE

### Topaz/Airport Road Service Station Dundrod 150 Qualifying


Wednesday, 08 August 2012



Pos	Class	No	Name	Machine / Sponsor	----- Best Lap -----			On	Laps
					Time	Behind	Speed		
1	NAT	15	Dean HARRISON	Kawasaki - Team RC express Racing	3:31.040		126.251	5	7
2	NAT	11	Rob BARBER	BMW	3:35.245	4.205	123.784	3	4
3	NAT	75	William DAVISON	Honda - Hill Contracts	3:37.820	6.780	122.321	4	6
4	NAT	57	Lee JOHNSTON	Honda 600 - Millsport Racing	3:39.290	8.250	121.501	4	4
5	NAT	52	Russ MOUNTFORD	Honda - SHR	3:40.487	9.447	120.841	5	7
6	NAT	48	David MULLIGAN	Yamaha 600	3:40.590	9.550	120.785	7	7
7	NAT	65	Michael SWEENEY	BMW - MJR Racing	3:40.723	9.683	120.712	4	5
8	NAT	87	Alan BONNER	Honda	3:43.193	12.153	119.376	5	7
9	NAT	41	Noel PATTERSON	Yamaha	3:44.601	13.561	118.628	4	7
10	NAT	56	Daniel COOPER	Triumph 675 - Centurion Racing	3:44.635	13.595	118.610	3	3
11	NAT	17	Dennis BOOTH	Suzuki 750	3:44.964	13.924	118.437	3	7
12	NAT	19	Kevin STROWGER	Suzuki	3:45.169	14.129	118.329	3	6
13	NAT	28	Ivan LINTIN	Kawasaki 600 - Ivan Lintin Racing	3:45.945	14.905	117.922	6	7
14	NAT	63	Glenn WALKER	Yamaha	3:46.800	15.760	117.478	2	3
15	NAT	60	Robert WILSON	Kawasaki 600 - Stoddart Racing	3:47.028	15.988	117.360	6	7
16	NAT	24	Ryan KNEEN	Suzuki 600	3:49.791	18.751	115.949	2	5
17	NAT	33	Sam WILSON	Yamaha 600 - Logan Racing	3:50.893	19.853	115.395	3	5
18	NAT	90	Richard McLOUGHLIN	Yamaha 600	3:51.009	19.969	115.337	6	7
19	NAT	72	Gareth KEYS	Suzuki 600 - Nick Bonar Cars	3:51.403	20.363	115.141	7	7
20	NAT	22	Stephen McILVENNA	Yamaha 600	3:52.713	21.673	114.493	3	4
21	NAT	14	Nuno CAETANO	Kawasaki 600 - KS Team of Portugal	3:53.226	22.186	114.241	6	7
22	NAT	38	Callum LAIDLAW	Yamaha 600	3:56.860	25.820	112.488	6	6
23	NAT	12	Robert McCURUM	Yamaha	3:57.724	26.684	112.079	5	7
24	NAT	103	Reuben McPHEE	Yamaha 600 - N.J.T. Racing	3:58.506	27.466	111.712	6	6
25	NAT	88	Gary MILLER	Suzuki 600	3:58.789	27.749	111.580	4	5
26	NAT	35	James FORD	Triumph 675	3:59.121	28.081	111.425	6	6
27	NAT	9	Adrian HODSON	Yamaha 600	3:59.298	28.258	111.342	7	7
28	NAT	82	Olin HANAK	Honda 600	4:00.580	29.540	110.749	2	6
29	NAT	18	Adrian LOGUE	Suzuki 750	4:00.618	29.578	110.731	6	6
30	NAT	7	Bernard DALY	Suzuki 750 - DDRRSC	4:00.689	29.649	110.699	7	7
31	NAT	93	Steven BLOOMER	Yamaha - CM Tiling	4:00.752	29.712	110.670	5	7
32	NAT	40	Marc McCULLOUGH	Yamaha 600 - Kingswell Haulage	4:01.578	30.538	110.291	4	5
33	NAT	21	George SCOTT	Honda 600	4:02.342	31.302	109.944	6	7
34	NAT	10	Jonny IRWIN	Honda 600	4:02.523	31.483	109.862	7	7
35	NAT	62	Damian HORAN	Suzuki 750 - Suzy Douglas Racing	4:03.304	32.264	109.509	3	3
36	NAT	77	Dave WALSH	Kawasaki 600 - DRW Racing	4:05.909	34.869	108.349	6	6
37	NAT	25	Paddy WOODSIDE	Suzuki 750	4:05.973	34.933	108.321	5	6
38	NAT	43	Sandy BERWICK	Suzuki 600 - Berm Shotblasting	4:08.094	37.054	107.395	4	6
39	NAT	53	Wolfgang SCHUSTER	Yamaha 250	4:08.813	37.773	107.084	5	6
40	NAT	46	Andrew TAYLOR	Kawasaki 600	4:09.305	38.265	106.873	4	6
41	NAT	61	Noel BOYD	Suzuki 600	4:09.690	38.650	106.708	2	3
42	NAT	85	Martin SUCHACEK	Yamaha 600	4:10.816	39.776	106.229	3	6
43	NAT	26	Stephen WILSON	Suzuki 750	4:12.216	41.176	105.639	6	6
44	NAT	16	Rodney LITTLE	Yamaha 600	4:12.477	41.437	105.530	6	6
45	NAT	49	Matt COLE	Suzuki 600	4:12.500	41.460	105.521	4	6
46	NAT	39	Paul LAWSON	Suzuki 600	4:13.684	42.644	105.028	2	6
47	NAT	54	Johnny McCAY	Honda 600	4:14.439	43.399	104.716	6	6
48	NAT	20	Gary McAVOY	Suzuki 600	4:16.735	45.695	103.780	5	6
49	NAT	91	Dave COUGHLAN	Suzuki 650	4:16.889	45.849	103.718	4	5
50	NAT	1	Bryan HARDING	Honda 250	4:18.337	47.297	103.136	6	6
51	NAT	66	Roy SCOTT	Suzuki 750	4:20.793	49.753	102.165	4	4
52	NAT	73	William HARA	Suzuki 750 - Dennis Patton	4:21.413	50.373	101.923	3	3
53	NAT	69	Ronnie SCOTT	Kawasaki 650	4:21.727	50.687	101.801	6	6
54	NAT	92	Michael LARKIN	Suzuki 750	4:25.058	54.018	100.521	6	6
55	NAT	4	Trevor REID	Yamaha 250 - AWT	4:25.380	54.340	100.399	4	4
56	NAT	50	Anthony AMBLER	Suzuki 650	4:25.827	54.787	100.230	5	6
57	NAT	100	Timmy TURTLE	Suzuki 650	4:28.396	57.356	99.271	6	6
58	NAT	51	Liam CROTTY	Suzuki 650	4:28.566	57.526	99.208	4	6
59	NAT	108	Noel MURPHY	Suzuki 650	4:28.801	57.761	99.122	6	6
60	NAT	5	Stephen BEATTIE	Triumph 675 - CB Car Parking	4:29.415	58.375	98.896	5	5
61	NAT	58	Davide ANSALDI	Kawasaki 400	4:31.270	1:00.230	98.219	5	6

Provisional result to be confirmed by the Stewards of the Meeting subject to completion of technical inspections & the time limit for protests

Page 1 / 2

Circuit	<b>Dundrod</b>	Signed		Organising Club	<b>Dundrod &amp; District MCC</b>
Length(miles)	<b>7.4011</b> <b>Lap 1 (7.2763)</b>		Chief Timekeeper	Qualifying Started	<b>19:41</b>
Weather	<b>Sunny,14°C, 78%RH</b>	Issued At:	<b>20:12</b>		
Track	<b>Dry</b>				



# ULSTER GRAND PRIX BIKE WEEK

## NATIONAL CHALLENGE

Topaz/Airport Road Service Station Dundrod 150 Qualifying


Wednesday, 08 August 2012



Pos	Class	No	Name	Machine / Sponsor	----- Best Lap -----			On	Laps
					Time	Behind	Speed		
<b>Qualifying Classification</b>									
62	NAT	80	Peter SIMPSON	Kawasaki 650	4:33.931	1:02.891	97.265	2	2
63	NAT	79	John McALLISTER	Kawasaki 400	4:36.692	1:05.652	96.295	5	6
64	NAT	2	Mark WADDELL	Honda 250	4:41.707	1:10.667	94.580	2	2
65	NAT	32	Aaron BOYD	Suzuki 600 - Team Miserable	4:49.587	1:18.547	92.007	6	6
66	NAT	6	Paul SIMPSON	Suzuki 750 - SMC	6:40.435	3:09.395	66.538	1	1

Provisional result to be confirmed by the Stewards of the Meeting subject to completion of technical inspections & the time limit for protests

Page 2 / 2

Circuit	<b>Dundrod</b>	Signed		Organising Club	<b>Dundrod &amp; District MCC</b>
Length(miles)	<b>7.4011</b> Lap 1 (7.2763)		Chief Timekeeper	Qualifying Started	<b>19:41</b>
Weather	<b>Sunny, 14°C, 78%RH</b>	Issued At:	<b>20:12</b>		
Track	<b>Dry</b>				

# ULSTER GRAND PRIX BIKE WEEK

## NATIONAL CHALLENGE

Topaz/Airport Road Service Station Dundrod 150 Qualifying

Wednesday, 08 August 2012

### DETAILED RESULT

National Support / Grade B Superbike Cha



#### Qualifying Classification

Position

**1** 15 Dean HARRISON

Behind

Best Time **3:31.040** Best Speed **126.251** On **5** Gp **a**

Lap	Elapsed Time	Lap Time	Lap Speed
1	5:50.160	5:50.160	74.808
2	9:39.037	3:48.877	116.412
3	13:22.296	3:43.259	119.341
4	16:57.275	3:34.979	123.938
5	20:28.315	3:31.040	126.251
6	24:01.625	3:33.310	124.907
7	27:38.515	3:36.890	122.845

**2** 11 Rob BARBER

Behind **4.205**

Best Time **3:35.245** Best Speed **123.784** On **3** Gp **a**

Lap	Elapsed Time	Lap Time	Lap Speed
1	3:48.729	3:48.729	114.523
2	7:24.263	3:35.534	123.618
3	10:59.508	3:35.245	123.784
4	14:50.904	3:51.396	115.144

**3** 75 William DAVISON

Behind **6.780**

Best Time **3:37.820** Best Speed **122.321** On **4** Gp **a**

Lap	Elapsed Time	Lap Time	Lap Speed
1	5:00.667	5:00.667	87.122
2	8:43.192	3:42.525	119.735
3	12:27.534	3:44.342	118.765
4	16:05.354	3:37.820	122.321
5	19:45.466	3:40.112	121.047
6	23:43.028	3:57.562	112.156

**4** 57 Lee JOHNSTON

Behind **8.250**

Best Time **3:39.290** Best Speed **121.501** On **4** Gp **a**

Lap	Elapsed Time	Lap Time	Lap Speed
1	15:45.189	15:45.189	27.714
2	19:27.056	3:41.867	120.090
3	23:08.859	3:41.803	120.124
4	26:48.149	3:39.290	121.501

National Support / Grade B Superbike Cha

#### Qualifying Classification

Position

**5** 52 Russ MOUNTFORD

Behind **9.447**

Best Time **3:40.487** Best Speed **120.841** On **5** Gp **a**

Lap	Elapsed Time	Lap Time	Lap Speed
1	5:04.110	5:04.110	86.136
2	8:49.027	3:44.917	118.461
3	12:30.763	3:41.736	120.161
4	16:12.183	3:41.420	120.332
5	19:52.670	3:40.487	120.841
6	23:34.281	3:41.611	120.229
7	27:17.871	3:43.590	119.164

**6** 48 David MULLIGAN

Behind **9.550**

Best Time **3:40.590** Best Speed **120.785** On **7** Gp **a**

Lap	Elapsed Time	Lap Time	Lap Speed
1	6:35.091	6:35.091	66.300
2	10:21.746	3:46.655	117.553
3	14:09.527	3:47.781	116.972
4	17:56.827	3:47.300	117.219
5	21:45.517	3:48.690	116.507
6	25:29.607	3:44.090	118.898
7	29:10.197	3:40.590	120.785

**7** 65 Michael SWEENEY

Behind **9.683**

Best Time **3:40.723** Best Speed **120.712** On **4** Gp **a**

Lap	Elapsed Time	Lap Time	Lap Speed
1	9:44.116	9:44.116	44.845
2	13:29.959	3:45.843	117.976
3	17:11.710	3:41.751	120.153
4	20:52.433	3:40.723	120.712
5	24:41.728	3:49.295	116.199

**8** 87 Alan BONNER

Behind **12.153**

Best Time **3:43.193** Best Speed **119.376** On **5** Gp **a**

Lap	Elapsed Time	Lap Time	Lap Speed
1	5:59.574	5:59.574	72.849
2	9:55.869	3:56.295	112.757
3	13:42.577	3:46.708	117.525
4	17:34.051	3:51.474	115.106
5	21:17.244	3:43.193	119.376
6	25:00.546	3:43.302	119.318
7	29:13.541	4:12.995	105.314

# ULSTER GRAND PRIX BIKE WEEK

## NATIONAL CHALLENGE

Topaz/Airport Road Service Station Dundrod 150 Qualifying

Wednesday, 08 August 2012

### DETAILED RESULT

National Support / Grade B Superbike Cha



#### Qualifying Classification

Position

**9** 41 Noel PATTERSON

Behind 13.561

Best Time 3:44.601 Best Speed 118.628 On 4 Gp a

Lap	Elapsed Time	Lap Time	Lap Speed
1	4:54.138	4:54.138	89.056
2	8:41.412	3:47.274	117.233
3	12:26.923	3:45.511	118.149
4	16:11.524	3:44.601	118.628
5	20:00.646	3:49.122	116.287
6	23:53.227	3:52.581	114.558
7	27:41.148	3:47.921	116.900

**10** 56 Daniel COOPER

Behind 13.595

Best Time 3:44.635 Best Speed 118.610 On 3 Gp a

Lap	Elapsed Time	Lap Time	Lap Speed
1	18:39.150	18:39.150	23.406
2	22:25.814	3:46.664	117.548
3	26:10.449	3:44.635	118.610

**11** 17 Dennis BOOTH

Behind 13.924

Best Time 3:44.964 Best Speed 118.437 On 3 Gp a

Lap	Elapsed Time	Lap Time	Lap Speed
1	4:31.755	4:31.755	96.391
2	8:21.215	3:49.460	116.116
3	12:06.179	3:44.964	118.437
4	15:52.018	3:45.839	117.978
5	19:41.200	3:49.182	116.257
6	25:19.911	5:38.711	78.663
7	29:10.263	3:50.352	115.666

**12** 19 Kevin STROWGER

Behind 14.129

Best Time 3:45.169 Best Speed 118.329 On 3 Gp a

Lap	Elapsed Time	Lap Time	Lap Speed
1	4:55.155	4:55.155	88.749
2	8:46.552	3:51.397	115.144
3	12:31.721	3:45.169	118.329
4	16:23.057	3:51.336	115.174
5	22:33.105	6:10.048	72.001
6	26:20.636	3:47.531	117.100

National Support / Grade B Superbike Cha

#### Qualifying Classification

Position

**13** 28 Ivan LINTIN

Behind 14.905

Best Time 3:45.945 Best Speed 117.922 On 6 Gp a

Lap	Elapsed Time	Lap Time	Lap Speed
1	4:59.641	4:59.641	87.420
2	8:49.395	3:49.754	115.967
3	12:38.216	3:48.821	116.440
4	16:27.232	3:49.016	116.341
5	20:14.139	3:46.907	117.422
6	24:00.084	3:45.945	117.922
7	27:52.537	3:52.453	114.621

**14** 63 Glenn WALKER

Behind 15.760

Best Time 3:46.800 Best Speed 117.478 On 2 Gp a

Lap	Elapsed Time	Lap Time	Lap Speed
1	4:11.211	4:11.211	104.274
2	7:58.011	3:46.800	117.478
3	11:49.215	3:51.204	115.240

**15** 60 Robert WILSON

Behind 15.988

Best Time 3:47.028 Best Speed 117.360 On 6 Gp a

Lap	Elapsed Time	Lap Time	Lap Speed
1	5:45.125	5:45.125	75.899
2	9:46.318	4:01.193	110.467
3	13:40.804	3:54.486	113.627
4	17:33.538	3:52.734	114.482
5	21:22.770	3:49.232	116.231
6	25:09.798	3:47.028	117.360
7	28:57.275	3:47.477	117.128

**16** 24 Ryan KNEEN

Behind 18.751

Best Time 3:49.791 Best Speed 115.949 On 2 Gp a

Lap	Elapsed Time	Lap Time	Lap Speed
1	4:17.788	4:17.788	101.613
2	8:07.579	3:49.791	115.949
3	12:05.878	3:58.299	111.809
4	23:25.171	11:19.293	39.223
5	27:21.169	3:55.998	112.899

# ULSTER GRAND PRIX BIKE WEEK

## NATIONAL CHALLENGE

Topaz/Airport Road Service Station Dundrod 150 Qualifying

Wednesday, 08 August 2012

### DETAILED RESULT

National Support / Grade B Superbike Cha

#### Qualifying Classification

Position

**17** 33 Sam WILSON

Behind 19.853

Best Time 3:50.893 Best Speed 115.395 On 3 Gp a

Lap	Elapsed Time	Lap Time	Lap Speed
1	4:27.630	4:27.630	97.876
2	8:22.367	3:54.737	113.506
3	12:13.260	3:50.893	115.395
4	16:04.388	3:51.128	115.278
5	19:58.655	3:54.267	113.733

**18** 90 Richard McLOUGHLIN

Behind 19.969

Best Time 3:51.009 Best Speed 115.337 On 6 Gp a

Lap	Elapsed Time	Lap Time	Lap Speed
1	4:04.005	4:04.005	107.353
2	7:57.352	3:53.347	114.182
3	11:49.668	3:52.316	114.688
4	15:45.023	3:55.355	113.208
5	19:39.305	3:54.282	113.726
6	23:30.314	3:51.009	115.337
7	27:33.682	4:03.368	109.480

**19** 72 Gareth KEYS

Behind 20.363

Best Time 3:51.403 Best Speed 115.141 On 7 Gp a

Lap	Elapsed Time	Lap Time	Lap Speed
1	4:18.456	4:18.456	101.351
2	8:21.103	4:02.647	109.805
3	12:17.228	3:56.125	112.838
4	16:12.150	3:54.922	113.416
5	20:05.866	3:53.716	114.001
6	23:58.714	3:52.848	114.426
7	27:50.117	3:51.403	115.141

**20** 22 Stephen McILVENNA

Behind 21.673

Best Time 3:52.713 Best Speed 114.493 On 3 Gp a

Lap	Elapsed Time	Lap Time	Lap Speed
1	4:37.558	4:37.558	94.376
2	8:36.790	3:59.232	111.373
3	12:29.503	3:52.713	114.493
4	16:42.840	4:13.337	105.172



National Support / Grade B Superbike Cha

#### Qualifying Classification

Position

**21** 14 Nuno CAETANO

Behind 22.186

Best Time 3:53.226 Best Speed 114.241 On 6 Gp a

Lap	Elapsed Time	Lap Time	Lap Speed
1	5:09.964	5:09.964	84.509
2	9:12.257	4:02.293	109.966
3	13:10.222	3:57.965	111.966
4	17:05.748	3:55.526	113.125
5	21:01.899	3:56.151	112.826
6	24:55.125	3:53.226	114.241
7	28:49.699	3:54.574	113.584

**22** 38 Callum LAIDLAW

Behind 25.820

Best Time 3:56.860 Best Speed 112.488 On 6 Gp a

Lap	Elapsed Time	Lap Time	Lap Speed
1	5:59.529	5:59.529	72.858
2	10:09.421	4:09.892	106.622
3	14:14.535	4:05.114	108.700
4	18:15.333	4:00.798	110.649
5	22:16.372	4:01.039	110.538
6	26:13.232	3:56.860	112.488

**23** 12 Robert McCRUM

Behind 26.684

Best Time 3:57.724 Best Speed 112.079 On 5 Gp a

Lap	Elapsed Time	Lap Time	Lap Speed
1	4:27.461	4:27.461	97.938
2	8:27.869	4:00.408	110.828
3	12:28.587	4:00.718	110.685
4	16:30.273	4:01.686	110.242
5	20:27.997	3:57.724	112.079
6	24:29.787	4:01.790	110.195
7	28:31.095	4:01.308	110.415

**24** 103 Reuben McPHEE

Behind 27.466

Best Time 3:58.506 Best Speed 111.712 On 6 Gp a

Lap	Elapsed Time	Lap Time	Lap Speed
1	7:47.262	7:47.262	56.060
2	11:49.068	4:01.806	110.187
3	15:51.955	4:02.887	109.697
4	19:52.950	4:00.995	110.558
5	23:53.043	4:00.093	110.973
6	27:51.549	3:58.506	111.712

# ULSTER GRAND PRIX BIKE WEEK

## NATIONAL CHALLENGE

Topaz/Airport Road Service Station Dundrod 150 Qualifying

Wednesday, 08 August 2012

### DETAILED RESULT

National Support / Grade B Superbike Cha



#### Qualifying Classification

Position

**25** 88 Gary MILLER

Behind 27.749

Best Time 3:58.789 Best Speed 111.580 On 4 Gp a

Lap	Elapsed Time	Lap Time	Lap Speed
1	10:13.714	10:13.714	42.682
2	14:20.114	4:06.400	108.133
3	18:19.729	3:59.615	111.195
4	22:18.518	3:58.789	111.580
5	26:19.673	4:01.155	110.485

**26** 35 James FORD

Behind 28.081

Best Time 3:59.121 Best Speed 111.425 On 6 Gp a

Lap	Elapsed Time	Lap Time	Lap Speed
1	5:39.726	5:39.726	77.105
2	9:58.756	4:19.030	102.861
3	14:11.478	4:12.722	105.428
4	18:13.844	4:02.366	109.933
5	22:17.025	4:03.181	109.564
6	26:16.146	3:59.121	111.425

**27** 9 Adrian HODSON

Behind 28.258

Best Time 3:59.298 Best Speed 111.342 On 7 Gp a

Lap	Elapsed Time	Lap Time	Lap Speed
1	5:04.862	5:04.862	85.923
2	9:15.588	4:10.726	106.267
3	13:18.768	4:03.180	109.565
4	17:19.408	4:00.640	110.721
5	21:21.639	4:02.231	109.994
6	25:21.931	4:00.292	110.882
7	29:21.229	3:59.298	111.342

**28** 82 Olin HANAK

Behind 29.540

Best Time 4:00.580 Best Speed 110.749 On 2 Gp a

Lap	Elapsed Time	Lap Time	Lap Speed
1	7:08.481	7:08.481	61.134
2	11:09.061	4:00.580	110.749
3	15:12.456	4:03.395	109.468
4	19:13.772	4:01.316	110.411
5	23:20.881	4:07.109	107.823
6	27:25.364	4:04.483	108.981

National Support / Grade B Superbike Cha

#### Qualifying Classification

Position

**29** 18 Adrian LOGUE

Behind 29.578

Best Time 4:00.618 Best Speed 110.731 On 6 Gp a

Lap	Elapsed Time	Lap Time	Lap Speed
1	5:16.198	5:16.198	82.843
2	9:32.443	4:16.245	103.978
3	13:44.923	4:12.480	105.529
4	17:56.900	4:11.977	105.740
5	22:10.503	4:13.603	105.062
6	26:11.121	4:00.618	110.731

**30** 7 Bernard DALY

Behind 29.649

Best Time 4:00.689 Best Speed 110.699 On 7 Gp a

Lap	Elapsed Time	Lap Time	Lap Speed
1	4:34.096	4:34.096	95.568
2	8:41.051	4:06.955	107.890
3	12:46.458	4:05.407	108.570
4	16:50.381	4:03.923	109.231
5	20:53.602	4:03.221	109.546
6	24:56.463	4:02.861	109.709
7	28:57.152	4:00.689	110.699

**31** 93 Steven BLOOMER

Behind 29.712

Best Time 4:00.752 Best Speed 110.670 On 5 Gp a

Lap	Elapsed Time	Lap Time	Lap Speed
1	4:14.583	4:14.583	102.892
2	8:22.175	4:07.592	107.612
3	12:27.408	4:05.233	108.648
4	16:32.186	4:04.778	108.849
5	20:32.938	4:00.752	110.670
6	24:38.479	4:05.541	108.511
7	28:41.668	4:03.189	109.561

**32** 40 Marc McCULLOUGH

Behind 30.538

Best Time 4:01.578 Best Speed 110.291 On 4 Gp a

Lap	Elapsed Time	Lap Time	Lap Speed
1	5:36.160	5:36.160	77.923
2	9:40.498	4:04.338	109.046
3	13:43.614	4:03.116	109.594
4	17:45.192	4:01.578	110.291
5	21:51.122	4:05.930	108.340



# ULSTER GRAND PRIX BIKE WEEK

## NATIONAL CHALLENGE

Topaz/Airport Road Service Station Dundrod 150 Qualifying

Wednesday, 08 August 2012

### DETAILED RESULT

National Support / Grade B Superbike Cha



#### Qualifying Classification

Position

**33** 21 George SCOTT

Behind 31.302

Best Time 4:02.342 Best Speed 109.944 On 6 Gp a

Lap	Elapsed Time	Lap Time	Lap Speed
1	5:07.645	5:07.645	85.146
2	9:20.958	4:13.313	105.182
3	13:30.863	4:09.905	106.616
4	17:36.401	4:05.538	108.513
5	21:41.562	4:05.161	108.679
6	25:43.904	4:02.342	109.944
7	29:48.215	4:04.311	109.058

**34** 10 Jonny IRWIN

Behind 31.483

Best Time 4:02.523 Best Speed 109.862 On 7 Gp a

Lap	Elapsed Time	Lap Time	Lap Speed
1	4:46.909	4:46.909	91.300
2	9:03.104	4:16.195	103.999
3	13:18.637	4:15.533	104.268
4	17:27.865	4:09.228	106.906
5	21:33.264	4:05.399	108.574
6	25:38.785	4:05.521	108.520
7	29:41.308	4:02.523	109.862

**35** 62 Damian HORAN

Behind 32.264

Best Time 4:03.304 Best Speed 109.509 On 3 Gp a

Lap	Elapsed Time	Lap Time	Lap Speed
1	5:10.837	5:10.837	84.271
2	9:18.784	4:07.947	107.458
3	13:22.088	4:03.304	109.509

**36** 77 Dave WALSH

Behind 34.869

Best Time 4:05.909 Best Speed 108.349 On 6 Gp a

Lap	Elapsed Time	Lap Time	Lap Speed
1	5:22.323	5:22.323	81.268
2	9:35.578	4:13.255	105.206
3	13:48.514	4:12.936	105.339
4	17:57.363	4:08.849	107.069
5	22:11.232	4:13.869	104.952
6	26:17.141	4:05.909	108.349

National Support / Grade B Superbike Cha

#### Qualifying Classification

Position

**37** 25 Paddy WOODSIDE

Behind 34.933

Best Time 4:05.973 Best Speed 108.321 On 5 Gp a

Lap	Elapsed Time	Lap Time	Lap Speed
1	5:38.260	5:38.260	77.439
2	9:58.332	4:20.072	102.448
3	14:14.396	4:16.064	104.052
4	18:22.685	4:08.289	107.310
5	22:28.658	4:05.973	108.321
6	26:35.078	4:06.420	108.124

**38** 43 Sandy BERWICK

Behind 37.054

Best Time 4:08.094 Best Speed 107.395 On 4 Gp a

Lap	Elapsed Time	Lap Time	Lap Speed
1	5:39.551	5:39.551	77.145
2	9:57.016	4:17.465	103.486
3	14:10.471	4:13.455	105.123
4	18:18.565	4:08.094	107.395
5	22:34.041	4:15.476	104.291
6	29:04.638	6:30.597	68.213

**39** 53 Wolfgang SCHUSTER

Behind 37.773

Best Time 4:08.813 Best Speed 107.084 On 5 Gp a

Lap	Elapsed Time	Lap Time	Lap Speed
1	5:47.949	5:47.949	75.283
2	10:14.698	4:26.749	99.884
3	14:30.374	4:15.676	104.210
4	18:42.821	4:12.447	105.543
5	22:51.634	4:08.813	107.084
6	27:01.552	4:09.918	106.611

**40** 46 Andrew TAYLOR

Behind 38.265

Best Time 4:09.305 Best Speed 106.873 On 4 Gp a

Lap	Elapsed Time	Lap Time	Lap Speed
1	5:09.215	5:09.215	84.713
2	9:22.972	4:13.757	104.998
3	13:36.376	4:13.404	105.144
4	17:45.681	4:09.305	106.873
5	21:58.554	4:12.873	105.365
6	26:10.394	4:11.840	105.797

# ULSTER GRAND PRIX BIKE WEEK

## NATIONAL CHALLENGE

Topaz/Airport Road Service Station Dundrod 150 Qualifying

Wednesday, 08 August 2012

### DETAILED RESULT

National Support / Grade B Superbike Cha



#### Qualifying Classification

Position

**41** 61 Noel BOYD

Behind 38.650

Best Time 4:09.690 Best Speed 106.708 On 2 Gp a

Lap	Elapsed Time	Lap Time	Lap Speed
1	4:44.964	4:44.964	91.923
2	8:54.654	4:09.690	106.708
3	13:05.808	4:11.154	106.086

**42** 85 Martin SUCHACEK

Behind 39.776

Best Time 4:10.816 Best Speed 106.229 On 3 Gp a

Lap	Elapsed Time	Lap Time	Lap Speed
1	5:52.988	5:52.988	74.208
2	10:09.652	4:16.664	103.809
3	14:20.468	4:10.816	106.229
4	18:32.689	4:12.221	105.637
5	22:46.852	4:14.163	104.830
6	26:58.085	4:11.233	106.053

**43** 26 Stephen WILSON

Behind 41.176

Best Time 4:12.216 Best Speed 105.639 On 6 Gp a

Lap	Elapsed Time	Lap Time	Lap Speed
1	4:52.584	4:52.584	89.529
2	9:17.874	4:25.290	100.433
3	13:43.466	4:25.592	100.319
4	18:04.167	4:20.701	102.201
5	22:23.954	4:19.787	102.561
6	26:36.170	4:12.216	105.639

**44** 16 Rodney LITTLE

Behind 41.437

Best Time 4:12.477 Best Speed 105.530 On 6 Gp a

Lap	Elapsed Time	Lap Time	Lap Speed
1	4:58.803	4:58.803	87.665
2	9:19.360	4:20.557	102.258
3	13:39.016	4:19.656	102.613
4	17:56.674	4:17.658	103.408
5	22:13.260	4:16.586	103.840
6	26:25.737	4:12.477	105.530

National Support / Grade B Superbike Cha

#### Qualifying Classification

Position

**45** 49 Matt COLE

Behind 41.460

Best Time 4:12.500 Best Speed 105.521 On 4 Gp a

Lap	Elapsed Time	Lap Time	Lap Speed
1	5:04.365	5:04.365	86.063
2	9:22.872	4:18.507	103.069
3	13:39.371	4:16.499	103.875
4	17:51.871	4:12.500	105.521
5	23:06.030	5:14.159	84.810
6	30:06.537	7:00.507	63.362

**46** 39 Paul LAWSON

Behind 42.644

Best Time 4:13.684 Best Speed 105.028 On 2 Gp a

Lap	Elapsed Time	Lap Time	Lap Speed
1	5:10.610	5:10.610	84.333
2	9:24.294	4:13.684	105.028
3	13:40.704	4:16.410	103.912
4	17:55.420	4:14.716	104.603
5	22:10.328	4:14.908	104.524
6	26:25.095	4:14.767	104.582

**47** 54 Johnny McCAY

Behind 43.399

Best Time 4:14.439 Best Speed 104.716 On 6 Gp a

Lap	Elapsed Time	Lap Time	Lap Speed
1	4:59.541	4:59.541	87.449
2	9:19.751	4:20.210	102.394
3	13:39.670	4:19.919	102.509
4	17:55.825	4:16.155	104.015
5	22:10.981	4:15.156	104.422
6	26:25.420	4:14.439	104.716

**48** 20 Gary McAVOY

Behind 45.695

Best Time 4:16.735 Best Speed 103.780 On 5 Gp a

Lap	Elapsed Time	Lap Time	Lap Speed
1	5:37.767	5:37.767	77.553
2	10:00.421	4:22.654	101.441
3	14:19.874	4:19.453	102.693
4	18:40.182	4:20.308	102.356
5	22:56.917	4:16.735	103.780
6	27:15.541	4:18.624	103.022

# ULSTER GRAND PRIX BIKE WEEK

## NATIONAL CHALLENGE

Topaz/Airport Road Service Station Dundrod 150 Qualifying

Wednesday, 08 August 2012

### DETAILED RESULT

National Support / Grade B Superbike Cha



#### Qualifying Classification

Position

**49** 91 Dave COUGHLAN

Behind 45.849

Best Time 4:16.889 Best Speed 103.718 On 4 Gp a

Lap	Elapsed Time	Lap Time	Lap Speed
1	5:47.831	5:47.831	75.309
2	10:33.180	4:45.349	93.373
3	14:56.067	4:22.887	101.351
4	19:12.956	4:16.889	103.718
5	23:32.105	4:19.149	102.813

**50** 1 Bryan HARDING

Behind 47.297

Best Time 4:18.337 Best Speed 103.136 On 6 Gp a

Lap	Elapsed Time	Lap Time	Lap Speed
1	5:32.333	5:32.333	78.821
2	9:56.893	4:24.560	100.710
3	14:19.406	4:22.513	101.496
4	18:38.052	4:18.646	103.013
5	22:57.397	4:19.345	102.736
6	27:15.734	4:18.337	103.136

**51** 66 Roy SCOTT

Behind 49.753

Best Time 4:20.793 Best Speed 102.165 On 4 Gp a

Lap	Elapsed Time	Lap Time	Lap Speed
1	5:12.884	5:12.884	83.720
2	9:34.626	4:21.742	101.795
3	13:56.605	4:21.979	101.703
4	18:17.398	4:20.793	102.165

**52** 73 William HARA

Behind 50.373

Best Time 4:21.413 Best Speed 101.923 On 3 Gp a

Lap	Elapsed Time	Lap Time	Lap Speed
1	5:41.124	5:41.124	76.789
2	10:09.302	4:28.178	99.352
3	14:30.715	4:21.413	101.923

National Support / Grade B Superbike Cha

#### Qualifying Classification

Position

**53** 69 Ronnie SCOTT

Behind 50.687

Best Time 4:21.727 Best Speed 101.801 On 6 Gp a

Lap	Elapsed Time	Lap Time	Lap Speed
1	5:38.588	5:38.588	77.364
2	10:10.315	4:31.727	98.054
3	14:37.207	4:26.892	99.830
4	19:03.739	4:26.532	99.965
5	23:27.786	4:24.047	100.906
6	27:49.513	4:21.727	101.801

**54** 92 Michael LARKIN

Behind 54.018

Best Time 4:25.058 Best Speed 100.521 On 6 Gp a

Lap	Elapsed Time	Lap Time	Lap Speed
1	5:07.592	5:07.592	85.160
2	10:40.652	5:33.060	79.997
3	15:08.752	4:28.100	99.381
4	19:34.689	4:25.937	100.189
5	24:00.330	4:25.641	100.301
6	28:25.388	4:25.058	100.521

**55** 4 Trevor REID

Behind 54.340

Best Time 4:25.380 Best Speed 100.399 On 4 Gp a

Lap	Elapsed Time	Lap Time	Lap Speed
1	5:00.636	5:00.636	87.131
2	9:30.778	4:30.142	98.629
3	14:03.448	4:32.670	97.715
4	18:28.828	4:25.380	100.399

**56** 50 Anthony AMBLER

Behind 54.787

Best Time 4:25.827 Best Speed 100.230 On 5 Gp a

Lap	Elapsed Time	Lap Time	Lap Speed
1	5:38.847	5:38.847	77.305
2	10:21.267	4:42.420	94.342
3	14:49.818	4:28.551	99.214
4	19:17.240	4:27.422	99.633
5	23:43.067	4:25.827	100.230
6	28:09.110	4:26.043	100.149

# ULSTER GRAND PRIX BIKE WEEK

## NATIONAL CHALLENGE

Topaz/Airport Road Service Station Dundrod 150 Qualifying

Wednesday, 08 August 2012

### DETAILED RESULT

National Support / Grade B Superbike Cha



#### Qualifying Classification

Position

**57** 100 Timmy TURTLE

Behind 57.356

Best Time 4:28.396 Best Speed 99.271 On 6 Gp a

Lap	Elapsed Time	Lap Time	Lap Speed
1	5:18.937	5:18.937	82.131
2	9:51.141	4:32.204	97.882
3	14:24.157	4:33.016	97.591
4	18:59.103	4:34.946	96.906
5	23:28.628	4:29.525	98.855
6	27:57.024	4:28.396	99.271

**58** 51 Liam CROTTY

Behind 57.526

Best Time 4:28.566 Best Speed 99.208 On 4 Gp a

Lap	Elapsed Time	Lap Time	Lap Speed
1	4:52.207	4:52.207	89.644
2	9:22.796	4:30.589	98.467
3	13:53.830	4:31.034	98.305
4	18:22.396	4:28.566	99.208
5	22:52.778	4:30.382	98.542
6	27:21.757	4:28.979	99.056

**59** 108 Noel MURPHY

Behind 57.761

Best Time 4:28.801 Best Speed 99.122 On 6 Gp a

Lap	Elapsed Time	Lap Time	Lap Speed
1	5:12.774	5:12.774	83.750
2	9:49.220	4:36.446	96.380
3	14:24.092	4:34.872	96.932
4	19:00.450	4:36.358	96.411
5	23:31.344	4:30.894	98.356
6	28:00.145	4:28.801	99.122

**60** 5 Stephen BEATTIE

Behind 58.375

Best Time 4:29.415 Best Speed 98.896 On 5 Gp a

Lap	Elapsed Time	Lap Time	Lap Speed
1	4:51.954	4:51.954	89.722
2	9:30.644	4:38.690	95.604
3	14:19.225	4:48.581	92.327
4	24:16.670	9:57.445	44.597
5	28:46.085	4:29.415	98.896

National Support / Grade B Superbike Cha

#### Qualifying Classification

Position

**61** 58 Davide ANSALDI

Behind 1:00.230

Best Time 4:31.270 Best Speed 98.219 On 5 Gp a

Lap	Elapsed Time	Lap Time	Lap Speed
1	5:38.094	5:38.094	77.478
2	10:21.043	4:42.949	94.165
3	14:53.388	4:32.345	97.832
4	19:25.992	4:32.604	97.739
5	23:57.262	4:31.270	98.219
6	28:30.783	4:33.521	97.411

**62** 80 Peter SIMPSON

Behind 1:02.891

Best Time 4:33.931 Best Speed 97.265 On 2 Gp a

Lap	Elapsed Time	Lap Time	Lap Speed
1	5:10.532	5:10.532	84.354
2	9:44.463	4:33.931	97.265

**63** 79 John McALLISTER

Behind 1:05.652

Best Time 4:36.692 Best Speed 96.295 On 5 Gp a

Lap	Elapsed Time	Lap Time	Lap Speed
1	5:40.576	5:40.576	76.913
2	10:29.793	4:49.217	92.124
3	15:13.487	4:43.694	93.918
4	19:52.906	4:39.419	95.355
5	24:29.598	4:36.692	96.295
6	29:07.835	4:38.237	95.760

**64** 2 Mark WADDELL

Behind 1:10.667

Best Time 4:41.707 Best Speed 94.580 On 2 Gp a

Lap	Elapsed Time	Lap Time	Lap Speed
1	6:14.148	6:14.148	70.012
2	10:55.855	4:41.707	94.580

**65** 32 Aaron BOYD

Behind 1:18.547

Best Time 4:49.587 Best Speed 92.007 On 6 Gp a

Lap	Elapsed Time	Lap Time	Lap Speed
1	5:37.571	5:37.571	77.598
2	10:29.222	4:51.651	91.356
3	15:19.481	4:50.259	91.794
4	20:14.579	4:55.098	90.289
5	25:09.841	4:55.262	90.238
6	29:59.428	4:49.587	92.007

# ULSTER GRAND PRIX BIKE WEEK

## NATIONAL CHALLENGE

Topaz/Airport Road Service Station Dundrod 150 Qualifying

Wednesday, 08 August 2012

## DETAILED RESULT

National Support / Grade B Superbike Cha



### Qualifying Classification

Position

**66** 6 Paul SIMPSON

Behind 3:09.395

Best Time 6:40.435 Best Speed 66.538 On 1 Gp a

Lap	Elapsed Time	Lap Time	Lap Speed
1	6:40.435	6:40.435	65.416

Speed TrapDundrod National Challenge 1st Practice Restart

No.	Name	Lap 1	Lap 2	Lap 3	Lap 4	Lap 5	Lap 6	Lap 7
2	Mark WADDELL	136						
4	Trevor REID			142				
6	Paul SIMPSON	156						
7	Bernard DALY	173	172			166	174	170
9	Adrian HODSON		153				162	159
10	Jonny IRWIN		164			165		
11	Rob BARBER	185	186					
12	Robert McCRUM		169			164		
14	Nuno CAETANO		162				162	
15	Dean HARRISON	175		186		183	183	
17	Dennis BOOTH	175	172					
18	Adrian LOGUE			153		162		
19	Kevin STROWGER		159				166	
20	Gary McAVOY	150	156			157		
21	George SCOTT					154		
22	Stephen McILVENNA	155	153					
24	Ryan KNEEN	166	166				168	
25	Paddy WOODSIDE			166		159	163	
26	Stephen WILSON					158	172	
28	Ivan LINTIN		170	167	133	166		
32	Aaron BOYD				139			140
38	Callum LAIDLAW			163				
39	Paul LAWSON					151		
40	Marc McCULLOUGH		170					
41	Noel PATTERSON		173				172	
43	Sandy BERWICK	170					141	
46	Andrew TAYLOR			149				
48	David MULLIGAN	164				141		166
49	Matt COLE			157		157		135
50	Anthony AMBLER				135	138	138	
52	Russ MOUNTFORD		152			171	183	
53	Wolfgang SCHUSTER		170		144	147	143	
56	Daniel COOPER				127			
57	Lee JOHNSTON		176			172	172	
58	Davide ANSALDI					137		
60	Joe BROPHY	163					160	
61	Noel BOYD	155						
62	Damian HORAN		144					
63	Glenn WALKER	175						
65	Michael SWEENEY			183		182	186	
66	Roy SCOTT			149				
69	Ronnie SCOTT				134	137		
72	Gareth KEYS		162					
75	William DAVISON				180	176		
77	Dave WALSH			158		156		
79	John McALLISTER				135	136		
82	Olin HANAK	157	158		152	141		
85	Martin SUCHACEK	156				156	155	
87	Alan BONNER	168			172			141
88	Gary MILLER	136				160	153	
90	Richard McLOUGHLIN	172	157					
91	Dave COUGHLAN		138		129			
92	Michael LARKIN	133	146			144		
93	Steven BLOOMER	163				169	171	
108	Noel MURPHY		131					



McKINSTRY SKIP HIRE ULSTER GRAND PRIX

NATIONAL / CHALLENGE

Dundrod 7.401 Miles

Race 3 - Topaz/Airport Road Service Station Dundrod 150 Challenge

09/08/2012 17:00

Race (5 Laps)

**RACE 3 - CHALLENGE Page 2 of 2**

			6	5	21
			B	A	
100	4	92			20
C	B	A			
69	73	66	1		19
D	C	B	A		
91	20	54			18
C	B	A			
39	49	16	26		17
D	C	B	A		
85	46	53			16
C	B	A			
43	25	77	62	C	15
D	C	B	A		



# ULSTER GRAND PRIX BIKE WEEK

## NATIONAL CHALLENGE

### Topaz/Airport Road Service Station Dundrod 150 Race 3

Thursday, 09 August 2012

### Topaz/Airport Road Service Station Challenge



-----Best Lap-----  
 Pos Class No Name Machine / Sponsor Gp Laps Total Time Behind Speed Time Speed On

#### Race Classification

1	NAT	57	Lee JOHNSTON	Ducati - Millsport Racing Ducati	a	5	17:27.404		126.762	3:27.470	128.423	2
2	NAT	11	Rob BARBER	BMW	a	5	17:29.407	2.003	126.520	3:26.303	129.150	2
3	NAT	15	Dean HARRISON	Kawasaki - Team RC express Racing	a	5	17:39.076	11.672	125.364	3:27.554	128.371	2
4	NAT	65	Michael SWEENEY	BMW - MJR Racing	a	5	17:52.751	25.347	123.766	3:31.725	125.842	2
5	NAT	52	Russ MOUNTFORD	Honda - SHR	a	5	17:53.295	25.891	123.704	3:32.099	125.620	2
6	NAT	75	William DAVISON	Honda - Hill Contracts	a	5	17:54.343	26.939	123.583	3:31.982	125.690	2
7	NAT	56	Daniel COOPER	Triumph 675 - Centurion Racing	a	5	18:08.454	41.050	121.981	3:35.825	123.452	3
8	NAT	87	Alan BONNER	Honda	a	5	18:12.823	45.419	121.493	3:36.538	123.045	3
9	NAT	24	Ryan KNEEN	Suzuki 600	a	5	18:26.680	59.276	119.972	3:39.120	121.595	4
10	NAT	28	Ivan LINTIN	Kawasaki 600 - Ivan Lintin Racing	a	5	18:27.008	59.604	119.936	3:37.552	122.472	4
11	NAT	17	Dennis BOOTH	Suzuki 750	a	5	18:27.405	1:00.001	119.893	3:39.528	121.369	2
12	NAT	48	David MULLIGAN	Yamaha 600	a	5	18:27.860	1:00.456	119.844	3:39.269	121.513	4
13	NAT	41	Noel PATTERSON	Yamaha	a	5	18:28.055	1:00.651	119.823	3:38.902	121.716	4
14	NAT	14	Nuno CAETANO	Kawasaki - KS Team of Portugal	b	5	18:43.941	1:16.537	118.129	3:42.475	119.762	2
15	NAT	63	Glenn WALKER	Yamaha	a	5	18:55.445	1:28.041	116.933	3:44.893	118.474	4
16	NAT	90	Richard McLOUGHLIN	Yamaha 600	b	5	18:59.079	1:31.675	116.560	3:45.648	118.078	4
17	NAT	72	Gareth KEYS	Suzuki 600 - Nick Bonar Cars	b	5	19:01.507	1:34.103	116.312	3:45.663	118.070	5
18	NAT	35	James FORD	Triumph 675	b	5	19:03.080	1:35.676	116.152	3:45.015	118.410	5
19	NAT	19	Kevin STROWGER	Suzuki	a	5	19:04.252	1:36.848	116.033	3:45.324	118.247	2
20	NAT	38	Callum LAIDLAW	Yamaha 600	b	5	19:12.370	1:44.966	115.215	3:48.607	116.549	2
21	NAT	62	Damian HORAN	Suzuki 750 - Suzy Douglas Racing	c	5	19:13.049	1:45.645	115.147	3:49.123	116.287	3
22	NAT	82	Olin HANAK	Honda 600	b	5	19:40.843	2:13.439	112.437	3:53.633	114.042	4
23	NAT	22	Stephen McILVENNA	Yamaha 600	b	5	19:45.365	2:17.961	112.008	3:52.523	114.586	5
24	NAT	12	Robert McCURM	Yamaha	b	5	19:47.914	2:20.510	111.768	3:55.133	113.314	4
25	NAT	7	Bernard DALY	Suzuki 750 - DDRRSC	b	5	19:47.964	2:20.560	111.763	3:55.995	112.901	4
26	NAT	9	Adrian HODSON	Yamaha 600	b	5	19:48.337	2:20.933	111.728	3:55.127	113.317	5
27	NAT	40	Marc McCULLOUGH	Yamaha 600 - Kingswell Haulage	b	5	19:48.437	2:21.033	111.719	3:55.699	113.042	5
28	NAT	10	Jonny IRWIN	Honda 600	b	5	19:48.780	2:21.376	111.686	3:55.158	113.302	4
29	NAT	93	Steven BLOOMER	Yamaha - CM Tiling	b	5	19:59.431	2:32.027	110.695	3:56.436	112.690	4
30	NAT	25	Paddy WOODSIDE	Suzuki	c	5	20:00.537	2:33.133	110.593	3:57.329	112.266	5
31	NAT	21	George SCOTT	Honda 600	b	5	20:03.551	2:36.147	110.316	3:58.615	111.661	5
32	NAT	39	Paul LAWSON	Suzuki 600	c	4	16:14.995	1 Lap	108.848	4:02.817	109.729	3
33	NAT	49	Matt COLE	Suzuki 600	c	4	16:15.323	0.328	108.812	4:01.687	110.242	2
34	NAT	88	Gary MILLER	Suzuki 600	c	4	16:15.540	0.545	108.788	3:58.845	111.553	4
35	NAT	26	Stephen WILSON	Suzuki 750	c	4	16:16.343	1.348	108.698	4:00.790	110.652	3
36	NAT	44	Emmett BURKE	Honda 600 - Sunflame	c	4	16:31.287	16.292	107.059	4:04.157	109.126	3
37	NAT	16	Rodney LITTLE	Yamaha 600	c	4	16:35.874	20.879	106.566	4:06.115	108.258	3
38	NAT	46	Andrew TAYLOR	Kawasaki 600	c	4	16:36.025	21.030	106.550	4:07.788	107.527	2
39	NAT	53	Wolfgang SCHUSTER	Yamaha 250	c	4	16:36.087	21.092	106.543	4:06.935	107.899	2
40	NAT	20	Gary McAVOY	Suzuki 600	c	4	16:37.184	22.189	106.426	4:07.666	107.580	2
41	NAT	54	Johnny McCAY	Honda 600	c	4	16:39.732	24.737	106.155	4:07.400	107.696	2
42	NAT	1	Bryan HARDING	Honda 250	c	4	16:57.836	42.841	104.267	4:11.331	106.011	2
43	NAT	5	Stephen BEATTIE	Triumph 675 - CB Car Parking	c	4	17:52.836	1:37.841	98.922	4:23.221	101.223	3

#### Fastest Lap / New Lap Record 129.150 mph (Previously 127.092 mph)


NAT	11	Rob BARBER	BMW	a						3:26.303	129.150	2
-----	----	------------	-----	---	--	--	--	--	--	----------	---------	---

#### Not Classified

DNF	NAT	60	Robert WILSON	Kawasaki 600 - Stoddart Racing	a	4	14:45.188	1 Lap	119.892	3:39.058	121.630	4
DNF	NAT	77	Dave WALSH	Kawasaki 600 - DRW Racing	c	3	12:11.733	2 Laps	108.622	4:00.410	110.827	2
DNF	NAT	4	Trevor REID	Yamaha 250 - AWT	c	3	13:11.717	59.984	100.393	4:22.682	101.430	3
DNF	NAT	69	Ronnie SCOTT	Kawasaki 650	c	2	8:37.632	3 Laps	102.078	4:19.192	102.796	2

Provisional result to be confirmed by the Stewards of the Meeting subject to completion of technical inspections & the time limit for protests

Page 1 / 1

Circuit	<b>Dundrod</b>	Signed		Organising Club	<b>Dundrod &amp; District MCC</b>
Length(miles)	<b>7.4011</b> Lap 1 (7.2763)		Chief Timekeeper	Race Started	<b>17:30</b>
Weather	<b>Cloudy, 18°C, 75%RH</b>	Issued At:	17:53	Gp Time Diff - b 36.8 / c 83.32	
Track	<b>Dry</b>				



MCUI Ulster  
Centre Timing  
powered by  
e-Laps timing software

www.elaps-timing.com



# ULSTER GRAND PRIX BIKE WEEK

## NATIONAL CHALLENGE

Topaz/Airport Road Service Station Dundrod 150 Race 3

Thursday, 09 August 2012

## DETAILED RESULT



Topaz/Airport Road Service Station Chæ

### Race Classification

**1** 57 Lee JOHNSTON

Total Time **17:27.404** Avg Speed **126.762** Behind  
Best Time **3:27.470** Best Speed **128.423** On **2** Gp **a**

Lap	Elapsed Time	Lap Time	Lap Speed
1	3:32.527	3:32.527	123.253
2	6:59.997	3:27.470	128.423
3	10:27.475	3:27.478	128.418
4	13:56.041	3:28.566	127.748
5	17:27.404	3:31.363	126.058

**2** 11 Rob BARBER

Total Time **17:29.407** Avg Speed **126.520** Behind **2.003**  
Best Time **3:26.303** Best Speed **129.150** On **2** Gp **a**

Lap	Elapsed Time	Lap Time	Lap Speed
1	3:34.066	3:34.066	122.367
2	7:00.369	3:26.303	129.150
3	10:27.604	3:27.235	128.569
4	13:56.798	3:29.194	127.365
5	17:29.407	3:32.609	125.319

**3** 15 Dean HARRISON

Total Time **17:39.076** Avg Speed **125.364** Behind **11.672**  
Best Time **3:27.554** Best Speed **128.371** On **2** Gp **a**

Lap	Elapsed Time	Lap Time	Lap Speed
1	3:33.923	3:33.923	122.449
2	7:01.477	3:27.554	128.371
3	10:31.998	3:30.521	126.562
4	14:02.128	3:30.130	126.798
5	17:39.076	3:36.948	122.813

**4** 65 Michael SWEENEY

Total Time **17:52.751** Avg Speed **123.766** Behind **25.347**  
Best Time **3:31.725** Best Speed **125.842** On **2** Gp **a**

Lap	Elapsed Time	Lap Time	Lap Speed
1	3:36.943	3:36.943	120.745
2	7:08.668	3:31.725	125.842
3	10:42.415	3:33.747	124.652
4	14:16.837	3:34.422	124.259
5	17:52.751	3:35.914	123.401

Topaz/Airport Road Service Station Chæ

### Race Classification

**5** 52 Russ MOUNTFORD

Total Time **17:53.295** Avg Speed **123.704** Behind **25.891**  
Best Time **3:32.099** Best Speed **125.620** On **2** Gp **a**

Lap	Elapsed Time	Lap Time	Lap Speed
1	3:36.436	3:36.436	121.027
2	7:08.535	3:32.099	125.620
3	10:42.612	3:34.077	124.460
4	14:17.002	3:34.390	124.278
5	17:53.295	3:36.293	123.185

**6** 75 William DAVISON

Total Time **17:54.343** Avg Speed **123.583** Behind **26.939**  
Best Time **3:31.982** Best Speed **125.690** On **2** Gp **a**

Lap	Elapsed Time	Lap Time	Lap Speed
1	3:37.095	3:37.095	120.660
2	7:09.077	3:31.982	125.690
3	10:42.882	3:33.805	124.618
4	14:17.282	3:34.400	124.272
5	17:54.343	3:37.061	122.749

**7** 56 Daniel COOPER

Total Time **18:08.454** Avg Speed **121.981** Behind **41.050**  
Best Time **3:35.825** Best Speed **123.452** On **3** Gp **a**

Lap	Elapsed Time	Lap Time	Lap Speed
1	3:41.550	3:41.550	118.234
2	7:18.239	3:36.689	122.959
3	10:54.064	3:35.825	123.452
4	14:30.512	3:36.448	123.096
5	18:08.454	3:37.942	122.253

**8** 87 Alan BONNER

Total Time **18:12.823** Avg Speed **121.493** Behind **45.419**  
Best Time **3:36.538** Best Speed **123.045** On **3** Gp **a**

Lap	Elapsed Time	Lap Time	Lap Speed
1	3:41.366	3:41.366	118.332
2	7:19.372	3:38.006	122.217
3	10:55.910	3:36.538	123.045
4	14:33.629	3:37.719	122.378
5	18:12.823	3:39.194	121.554



MCUI Ulster  
Centre Timing  
powered by  
e-Laps timing software

[www.elaps-timing.com](http://www.elaps-timing.com)



# ULSTER GRAND PRIX BIKE WEEK

## NATIONAL CHALLENGE

Topaz/Airport Road Service Station Dundrod 150 Race 3

Thursday, 09 August 2012

## DETAILED RESULT



Topaz/Airport Road Service Station Ch

### Race Classification

**9** 24 Ryan KNEEN

Total Time **18:26.680** Avg Speed **119.972** Behind **59.276**  
Best Time **3:39.120** Best Speed **121.595** On 4 Gp a

Lap	Elapsed Time	Lap Time	Lap Speed
1	3:44.675	3:44.675	116.589
2	7:25.620	3:40.945	120.591
3	11:05.872	3:40.252	120.970
4	14:44.992	3:39.120	121.595
5	18:26.680	3:41.688	120.187

**10** 28 Ivan LINTIN

Total Time **18:27.008** Avg Speed **119.936** Behind **59.604**  
Best Time **3:37.552** Best Speed **122.472** On 4 Gp a

Lap	Elapsed Time	Lap Time	Lap Speed
1	3:46.974	3:46.974	115.408
2	7:27.004	3:40.030	121.092
3	11:07.712	3:40.708	120.720
4	14:45.264	3:37.552	122.472
5	18:27.008	3:41.744	120.156

**11** 17 Dennis BOOTH

Total Time **18:27.405** Avg Speed **119.893** Behind **1:00.001**  
Best Time **3:39.528** Best Speed **121.369** On 2 Gp a

Lap	Elapsed Time	Lap Time	Lap Speed
1	3:43.595	3:43.595	117.152
2	7:23.123	3:39.528	121.369
3	11:02.745	3:39.622	121.317
4	14:43.104	3:40.359	120.912
5	18:27.405	3:44.301	118.787

**12** 48 David MULLIGAN

Total Time **18:27.860** Avg Speed **119.844** Behind **1:00.456**  
Best Time **3:39.269** Best Speed **121.513** On 4 Gp a

Lap	Elapsed Time	Lap Time	Lap Speed
1	3:45.341	3:45.341	116.245
2	7:25.747	3:40.406	120.886
3	11:06.606	3:40.859	120.638
4	14:45.875	3:39.269	121.513
5	18:27.860	3:41.985	120.026

Topaz/Airport Road Service Station Ch

### Race Classification

**13** 41 Noel PATTERSON

Total Time **18:28.055** Avg Speed **119.823** Behind **1:00.651**  
Best Time **3:38.902** Best Speed **121.716** On 4 Gp a

Lap	Elapsed Time	Lap Time	Lap Speed
1	3:46.586	3:46.586	115.606
2	7:26.861	3:40.275	120.958
3	11:08.438	3:41.577	120.247
4	14:47.340	3:38.902	121.716
5	18:28.055	3:40.715	120.717

**14** 14 Nuno CAETANO

Total Time **18:43.941** Avg Speed **118.129** Behind **1:16.537**  
Best Time **3:42.475** Best Speed **119.762** On 2 Gp b

Lap	Elapsed Time	Lap Time	Lap Speed
1	3:45.175	3:45.175	116.330
2	7:27.650	3:42.475	119.762
3	11:10.194	3:42.544	119.724
4	14:57.763	3:47.569	117.081
5	18:43.941	3:46.178	117.801

**15** 63 Glenn WALKER

Total Time **18:55.445** Avg Speed **116.933** Behind **1:28.041**  
Best Time **3:44.893** Best Speed **118.474** On 4 Gp a

Lap	Elapsed Time	Lap Time	Lap Speed
1	3:50.982	3:50.982	113.406
2	7:37.580	3:46.598	117.583
3	11:23.027	3:45.447	118.183
4	15:07.920	3:44.893	118.474
5	18:55.445	3:47.525	117.103

**16** 90 Richard McLOUGHLIN

Total Time **18:59.079** Avg Speed **116.560** Behind **1:31.675**  
Best Time **3:45.648** Best Speed **118.078** On 4 Gp b

Lap	Elapsed Time	Lap Time	Lap Speed
1	3:52.226	3:52.226	112.798
2	7:40.585	3:48.359	116.676
3	11:26.406	3:45.821	117.987
4	15:12.054	3:45.648	118.078
5	18:59.079	3:47.025	117.361



MCUI Ulster  
Centre Timing  
powered by  
e-Laps timing software

[www.elaps-timing.com](http://www.elaps-timing.com)



# ULSTER GRAND PRIX BIKE WEEK

## NATIONAL CHALLENGE

Topaz/Airport Road Service Station Dundrod 150 Race 3

Thursday, 09 August 2012

## DETAILED RESULT



Topaz/Airport Road Service Station Chæ

### Race Classification

#### **17** 72 Gareth KEYS

Total Time **19:01.507** Avg Speed **116.312** Behind **1:34.103**  
Best Time **3:45.663** Best Speed **118.070** On **5** Gp **b**

Lap	Elapsed Time	Lap Time	Lap Speed
1	3:52.132	3:52.132	112.844
2	7:40.539	3:48.407	116.651
3	11:28.968	3:48.429	116.640
4	15:15.844	3:46.876	117.438
5	19:01.507	3:45.663	118.070

#### **18** 35 James FORD

Total Time **19:03.080** Avg Speed **116.152** Behind **1:35.676**  
Best Time **3:45.015** Best Speed **118.410** On **5** Gp **b**

Lap	Elapsed Time	Lap Time	Lap Speed
1	3:54.926	3:54.926	111.502
2	7:42.547	3:47.621	117.054
3	11:30.661	3:48.114	116.801
4	15:18.065	3:47.404	117.166
5	19:03.080	3:45.015	118.410

#### **19** 19 Kevin STROWGER

Total Time **19:04.252** Avg Speed **116.033** Behind **1:36.848**  
Best Time **3:45.324** Best Speed **118.247** On **2** Gp **a**

Lap	Elapsed Time	Lap Time	Lap Speed
1	3:52.737	3:52.737	112.551
2	7:38.061	3:45.324	118.247
3	11:24.174	3:46.113	117.835
4	15:12.307	3:48.133	116.791
5	19:04.252	3:51.945	114.872

#### **20** 38 Callum LAIDLAW

Total Time **19:12.370** Avg Speed **115.215** Behind **1:44.966**  
Best Time **3:48.607** Best Speed **116.549** On **2** Gp **b**

Lap	Elapsed Time	Lap Time	Lap Speed
1	3:52.683	3:52.683	112.577
2	7:41.290	3:48.607	116.549
3	11:30.381	3:49.091	116.303
4	15:19.930	3:49.549	116.071
5	19:12.370	3:52.440	114.627

Topaz/Airport Road Service Station Chæ

### Race Classification

#### **21** 62 Damian HORAN

Total Time **19:13.049** Avg Speed **115.147** Behind **1:45.645**  
Best Time **3:49.123** Best Speed **116.287** On **3** Gp **c**

Lap	Elapsed Time	Lap Time	Lap Speed
1	3:53.624	3:53.624	112.123
2	7:44.407	3:50.783	115.450
3	11:33.530	3:49.123	116.287
4	15:23.442	3:49.912	115.888
5	19:13.049	3:49.607	116.042

#### **22** 82 Olin HANAK

Total Time **19:40.843** Avg Speed **112.437** Behind **2:13.439**  
Best Time **3:53.633** Best Speed **114.042** On **4** Gp **b**

Lap	Elapsed Time	Lap Time	Lap Speed
1	4:01.113	4:01.113	108.641
2	7:57.455	3:56.342	112.735
3	11:52.333	3:54.878	113.437
4	15:45.966	3:53.633	114.042
5	19:40.843	3:54.877	113.438

#### **23** 22 Stephen McILVENNA

Total Time **19:45.365** Avg Speed **112.008** Behind **2:17.961**  
Best Time **3:52.523** Best Speed **114.586** On **5** Gp **b**

Lap	Elapsed Time	Lap Time	Lap Speed
1	4:03.120	4:03.120	107.744
2	8:01.876	3:58.756	111.595
3	11:57.615	3:55.739	113.023
4	15:52.842	3:55.227	113.269
5	19:45.365	3:52.523	114.586

#### **24** 12 Robert McCRUM

Total Time **19:47.914** Avg Speed **111.768** Behind **2:20.510**  
Best Time **3:55.133** Best Speed **113.314** On **4** Gp **b**

Lap	Elapsed Time	Lap Time	Lap Speed
1	4:02.735	4:02.735	107.915
2	8:01.272	3:58.537	111.697
3	11:57.383	3:56.111	112.845
4	15:52.516	3:55.133	113.314
5	19:47.914	3:55.398	113.187



MCUI Ulster  
Centre Timing  
powered by  
e-Laps timing software

[www.elaps-timing.com](http://www.elaps-timing.com)



# ULSTER GRAND PRIX BIKE WEEK

## NATIONAL CHALLENGE

Topaz/Airport Road Service Station Dundrod 150 Race 3

Thursday, 09 August 2012

## DETAILED RESULT



Topaz/Airport Road Service Station Chæ

### Race Classification

**25** 7 Bernard DALY

Total Time **19:47.964** Avg Speed **111.763** Behind **2:20.560**  
Best Time **3:55.995** Best Speed **112.901** On **4** Gp **b**

Lap	Elapsed Time	Lap Time	Lap Speed
1	4:00.896	4:00.896	108.739
2	7:59.214	3:58.318	111.800
3	11:55.836	3:56.622	112.601
4	15:51.831	3:55.995	112.901
5	19:47.964	3:56.133	112.835

**26** 9 Adrian HODSON

Total Time **19:48.337** Avg Speed **111.728** Behind **2:20.933**  
Best Time **3:55.127** Best Speed **113.317** On **5** Gp **b**

Lap	Elapsed Time	Lap Time	Lap Speed
1	4:03.387	4:03.387	107.626
2	8:00.278	3:56.891	112.474
3	11:56.472	3:56.194	112.805
4	15:53.210	3:56.738	112.546
5	19:48.337	3:55.127	113.317

**27** 40 Marc McCULLOUGH

Total Time **19:48.437** Avg Speed **111.719** Behind **2:21.033**  
Best Time **3:55.699** Best Speed **113.042** On **5** Gp **b**

Lap	Elapsed Time	Lap Time	Lap Speed
1	4:02.893	4:02.893	107.845
2	7:59.303	3:56.410	112.702
3	11:56.003	3:56.700	112.564
4	15:52.738	3:56.735	112.548
5	19:48.437	3:55.699	113.042

**28** 10 Jonny IRWIN

Total Time **19:48.780** Avg Speed **111.686** Behind **2:21.376**  
Best Time **3:55.158** Best Speed **113.302** On **4** Gp **b**

Lap	Elapsed Time	Lap Time	Lap Speed
1	4:03.880	4:03.880	107.408
2	8:01.647	3:57.767	112.059
3	11:58.461	3:56.814	112.510
4	15:53.619	3:55.158	113.302
5	19:48.780	3:55.161	113.301

Topaz/Airport Road Service Station Chæ

### Race Classification

**29** 93 Steven BLOOMER

Total Time **19:59.431** Avg Speed **110.695** Behind **2:32.027**  
Best Time **3:56.436** Best Speed **112.690** On **4** Gp **b**

Lap	Elapsed Time	Lap Time	Lap Speed
1	4:08.709	4:08.709	105.323
2	8:07.472	3:58.763	111.592
3	12:06.481	3:59.009	111.477
4	16:02.917	3:56.436	112.690
5	19:59.431	3:56.514	112.653

**30** 25 Paddy WOODSIDE

Total Time **20:00.537** Avg Speed **110.593** Behind **2:33.133**  
Best Time **3:57.329** Best Speed **112.266** On **5** Gp **c**

Lap	Elapsed Time	Lap Time	Lap Speed
1	3:59.305	3:59.305	109.461
2	8:00.164	4:00.859	110.621
3	12:02.501	4:02.337	109.946
4	16:03.208	4:00.707	110.690
5	20:00.537	3:57.329	112.266

**31** 21 George SCOTT

Total Time **20:03.551** Avg Speed **110.316** Behind **2:36.147**  
Best Time **3:58.615** Best Speed **111.661** On **5** Gp **b**

Lap	Elapsed Time	Lap Time	Lap Speed
1	4:07.177	4:07.177	105.975
2	8:06.360	3:59.183	111.396
3	12:05.321	3:58.961	111.499
4	16:04.936	3:59.615	111.195
5	20:03.551	3:58.615	111.661

**32** 39 Paul LAWSON

Total Time **16:14.995** Avg Speed **108.848** Behind **1 Lap**  
Best Time **4:02.817** Best Speed **109.729** On **3** Gp **c**

Lap	Elapsed Time	Lap Time	Lap Speed
1	4:04.534	4:04.534	107.121
2	8:08.813	4:04.279	109.072
3	12:11.630	4:02.817	109.729
4	16:14.995	4:03.365	109.481

**33** 49 Matt COLE

Total Time **16:15.323** Avg Speed **108.812** Behind **0.328**  
Best Time **4:01.687** Best Speed **110.242** On **2** Gp **c**

Lap	Elapsed Time	Lap Time	Lap Speed
1	4:07.381	4:07.381	105.888
2	8:09.068	4:01.687	110.242
3	12:11.276	4:02.208	110.004
4	16:15.323	4:04.047	109.176



MCUI Ulster  
Centre Timing  
powered by  
e-Laps timing software

[www.elaps-timing.com](http://www.elaps-timing.com)



# ULSTER GRAND PRIX BIKE WEEK

## NATIONAL CHALLENGE

Topaz/Airport Road Service Station Dundrod 150 Race 3

Thursday, 09 August 2012

## DETAILED RESULT



Topaz/Airport Road Service Station Ch...

### Race Classification

**34** 88 Gary MILLER

Total Time **16:15.540** Avg Speed **108.788** Behind **0.545**  
Best Time **3:58.845** Best Speed **111.553** On **4** Gp **c**

Lap	Elapsed Time	Lap Time	Lap Speed
1	4:13.851	4:13.851	103.189
2	8:17.463	4:03.612	109.370
3	12:16.695	3:59.232	111.373
4	16:15.540	3:58.845	111.553

**35** 26 Stephen WILSON

Total Time **16:16.343** Avg Speed **108.698** Behind **1.348**  
Best Time **4:00.790** Best Speed **110.652** On **3** Gp **c**

Lap	Elapsed Time	Lap Time	Lap Speed
1	4:08.298	4:08.298	105.497
2	8:11.892	4:03.594	109.379
3	12:12.682	4:00.790	110.652
4	16:16.343	4:03.661	109.348

**36** 44 Emmett BURKE

Total Time **16:31.287** Avg Speed **107.059** Behind **16.292**  
Best Time **4:04.157** Best Speed **109.126** On **3** Gp **c**

Lap	Elapsed Time	Lap Time	Lap Speed
1	4:12.171	4:12.171	103.877
2	8:18.122	4:05.951	108.330
3	12:22.279	4:04.157	109.126
4	16:31.287	4:09.008	107.000

**37** 16 Rodney LITTLE

Total Time **16:35.874** Avg Speed **106.566** Behind **20.879**  
Best Time **4:06.115** Best Speed **108.258** On **3** Gp **c**

Lap	Elapsed Time	Lap Time	Lap Speed
1	4:13.003	4:13.003	103.535
2	8:19.820	4:06.817	107.950
3	12:25.935	4:06.115	108.258
4	16:35.874	4:09.939	106.602

**38** 46 Andrew TAYLOR

Total Time **16:36.025** Avg Speed **106.550** Behind **21.030**  
Best Time **4:07.788** Best Speed **107.527** On **2** Gp **c**

Lap	Elapsed Time	Lap Time	Lap Speed
1	4:12.424	4:12.424	103.773
2	8:20.212	4:07.788	107.527
3	12:28.140	4:07.928	107.467
4	16:36.025	4:07.885	107.485

Topaz/Airport Road Service Station Ch...

### Race Classification

**39** 53 Wolfgang SCHUSTER

Total Time **16:36.087** Avg Speed **106.543** Behind **21.092**  
Best Time **4:06.935** Best Speed **107.899** On **2** Gp **c**

Lap	Elapsed Time	Lap Time	Lap Speed
1	4:14.183	4:14.183	103.054
2	8:21.118	4:06.935	107.899
3	12:28.268	4:07.150	107.805
4	16:36.087	4:07.819	107.514

**40** 20 Gary McAVOY

Total Time **16:37.184** Avg Speed **106.426** Behind **22.189**  
Best Time **4:07.666** Best Speed **107.580** On **2** Gp **c**

Lap	Elapsed Time	Lap Time	Lap Speed
1	4:12.072	4:12.072	103.917
2	8:19.738	4:07.666	107.580
3	12:27.503	4:07.765	107.537
4	16:37.184	4:09.681	106.712

**41** 54 Johnny McCAY

Total Time **16:39.732** Avg Speed **106.155** Behind **24.737**  
Best Time **4:07.400** Best Speed **107.696** On **2** Gp **c**

Lap	Elapsed Time	Lap Time	Lap Speed
1	4:13.575	4:13.575	103.302
2	8:20.975	4:07.400	107.696
3	12:29.044	4:08.069	107.405
4	16:39.732	4:10.688	106.283

**42** 1 Bryan HARDING

Total Time **16:57.836** Avg Speed **104.267** Behind **42.841**  
Best Time **4:11.331** Best Speed **106.011** On **2** Gp **c**

Lap	Elapsed Time	Lap Time	Lap Speed
1	4:19.263	4:19.263	101.035
2	8:30.594	4:11.331	106.011
3	12:43.643	4:13.049	105.292
4	16:57.836	4:14.193	104.818

**43** 5 Stephen BEATTIE

Total Time **17:52.836** Avg Speed **98.922** Behind **1:37.841**  
Best Time **4:23.221** Best Speed **101.223** On **3** Gp **c**

Lap	Elapsed Time	Lap Time	Lap Speed
1	4:25.071	4:25.071	98.821
2	8:49.822	4:24.751	100.638
3	13:13.043	4:23.221	101.223
4	17:52.836	4:39.793	95.227

### Not Classified

# ULSTER GRAND PRIX BIKE WEEK

## NATIONAL CHALLENGE

Topaz/Airport Road Service Station Dundrod 150 Race 3

Thursday, 09 August 2012

## DETAILED RESULT



Topaz/Airport Road Service Station Chæ

### Not Classified

#### **DNF** 60 Robert WILSON

Total Time **14:45.188** Avg Speed **119.892** Behind **1 Lap**

Best Time **3:39.058** Best Speed **121.630** On **4** Gp **a**

Lap	Elapsed Time	Lap Time	Lap Speed
1	3:45.063	3:45.063	116.388
2	7:25.963	3:40.900	120.615
3	11:06.130	3:40.167	121.017
4	14:45.188	3:39.058	121.630

#### **DNF** 77 Dave WALSH

Total Time **12:11.733** Avg Speed **108.622** Behind **2 Laps**

Best Time **4:00.410** Best Speed **110.827** On **2** Gp **c**

Lap	Elapsed Time	Lap Time	Lap Speed
1	4:08.779	4:08.779	105.293
2	8:09.189	4:00.410	110.827
3	12:11.733	4:02.544	109.852

#### **DNF** 4 Trevor REID

Total Time **13:11.717** Avg Speed **100.393** Behind **59.984**

Best Time **4:22.682** Best Speed **101.430** On **3** Gp **c**

Lap	Elapsed Time	Lap Time	Lap Speed
1	4:25.187	4:25.187	98.778
2	8:49.035	4:23.848	100.982
3	13:11.717	4:22.682	101.430

#### **DNF** 69 Ronnie SCOTT

Total Time **8:37.632** Avg Speed **102.078** Behind **3 Laps**

Best Time **4:19.192** Best Speed **102.796** On **2** Gp **c**

Lap	Elapsed Time	Lap Time	Lap Speed
1	4:18.440	4:18.440	101.357
2	8:37.632	4:19.192	102.796



MCUI Ulster  
Centre Timing  
powered by  
e-Laps timing software

[www.elaps-timing.com](http://www.elaps-timing.com)



# ULSTER GRAND PRIX BIKE WEEK

## NATIONAL CHALLENGE

### Topaz/Airport Road Service Station Dundrod 150 Race 3

## LAP CHART



1					2					3				
No	Name	G	Elapsed Time	Lap Time	No	Name	G	Elapsed Time	Lap Time	No	Name	G	Elapsed Time	Lap Time
57	Lee JOHNSTON	a	3:32.527	3:32.527	57	Lee JOHNSTON	a	6:59.997	3:27.470	57	Lee JOHNSTON	a	10:27.475	3:27.478
15	Dean HARRISON	a	3:33.923	3:33.923	11	Rob BARBER	a	7:00.369	3:26.303	11	Rob BARBER	a	10:27.604	3:27.235
11	Rob BARBER	a	3:34.066	3:34.066	15	Dean HARRISON	a	7:01.477	3:27.554	15	Dean HARRISON	a	10:31.998	3:30.521
52	Russ MOUNTFORD	a	3:36.436	3:36.436	52	Russ MOUNTFORD	a	7:08.535	3:32.099	65	Michael SWEENEY	a	10:42.415	3:33.747
65	Michael SWEENEY	a	3:36.943	3:36.943	65	Michael SWEENEY	a	7:08.668	3:31.725	52	Russ MOUNTFORD	a	10:42.612	3:34.077
75	William DAVISON	a	3:37.095	3:37.095	75	William DAVISON	a	7:09.077	3:31.982	75	William DAVISON	a	10:42.882	3:33.805
87	Alan BONNER	a	3:41.366	3:41.366	56	Daniel COOPER	a	7:18.239	3:36.689	56	Daniel COOPER	a	10:54.064	3:35.825
56	Daniel COOPER	a	3:41.550	3:41.550	87	Alan BONNER	a	7:19.372	3:38.006	87	Alan BONNER	a	10:55.910	3:36.538
17	Dennis BOOTH	a	3:43.595	3:43.595	17	Dennis BOOTH	a	7:23.123	3:39.528	17	Dennis BOOTH	a	11:02.745	3:39.622
24	Ryan KNEEN	a	3:44.675	3:44.675	24	Ryan KNEEN	a	7:25.620	3:40.945	24	Ryan KNEEN	a	11:05.872	3:40.252
60	Robert WILSON	a	3:45.063	3:45.063	48	David MULLIGAN	a	7:25.747	3:40.406	60	Robert WILSON	a	11:06.130	3:40.167
14	Nuno CAETANO	b	3:45.175	3:45.175	60	Robert WILSON	a	7:25.963	3:40.900	48	David MULLIGAN	a	11:06.606	3:40.859
48	David MULLIGAN	a	3:45.341	3:45.341	41	Noel PATTERSON	a	7:26.861	3:40.275	28	Ivan LINTIN	a	11:07.712	3:40.708
41	Noel PATTERSON	a	3:46.586	3:46.586	28	Ivan LINTIN	a	7:27.004	3:40.030	41	Noel PATTERSON	a	11:08.438	3:41.577
28	Ivan LINTIN	a	3:46.974	3:46.974	14	Nuno CAETANO	b	7:27.650	3:42.475	14	Nuno CAETANO	b	11:10.194	3:42.544
63	Glenn WALKER	a	3:50.982	3:50.982	63	Glenn WALKER	a	7:37.580	3:46.598	63	Glenn WALKER	a	11:23.027	3:45.447
72	Gareth KEYS	b	3:52.132	3:52.132	19	Kevin STROWGER	a	7:38.061	3:45.324	19	Kevin STROWGER	a	11:24.174	3:46.113
90	Richard McLOUGHLIN	b	3:52.226	3:52.226	72	Gareth KEYS	b	7:40.539	3:48.407	90	Richard McLOUGHLIN	b	11:26.406	3:45.821
38	Callum LAIDLAW	b	3:52.683	3:52.683	90	Richard McLOUGHLIN	b	7:40.585	3:48.359	72	Gareth KEYS	b	11:28.968	3:48.429
19	Kevin STROWGER	a	3:52.737	3:52.737	38	Callum LAIDLAW	b	7:41.290	3:48.607	38	Callum LAIDLAW	b	11:30.381	3:49.091
62	Damian HORAN	c	3:53.624	3:53.624	35	James FORD	b	7:42.547	3:47.621	35	James FORD	b	11:30.661	3:48.114
35	James FORD	b	3:54.926	3:54.926	62	Damian HORAN	c	7:44.407	3:50.783	62	Damian HORAN	c	11:33.530	3:49.123
25	Paddy WOODSIDE	c	3:59.305	3:59.305	82	Olin HANAK	b	7:57.455	3:56.342	82	Olin HANAK	b	11:52.333	3:54.878
7	Bernard DALY	b	4:00.896	4:00.896	7	Bernard DALY	b	7:59.214	3:58.318	7	Bernard DALY	b	11:55.836	3:56.622
82	Olin HANAK	b	4:01.113	4:01.113	40	Marc McCULLOUGH	b	7:59.303	3:56.410	40	Marc McCULLOUGH	b	11:56.003	3:56.700
12	Robert McCURUM	b	4:02.735	4:02.735	25	Paddy WOODSIDE	c	8:00.164	4:00.859	9	Adrian HODSON	b	11:56.472	3:56.194
40	Marc McCULLOUGH	b	4:02.893	4:02.893	9	Adrian HODSON	b	8:00.278	3:56.891	12	Robert McCURUM	b	11:57.383	3:56.111
22	Stephen McILVENNA	b	4:03.120	4:03.120	12	Robert McCURUM	b	8:01.272	3:58.537	22	Stephen McILVENNA	b	11:57.615	3:55.739
9	Adrian HODSON	b	4:03.387	4:03.387	10	Jonny IRWIN	b	8:01.647	3:57.767	10	Jonny IRWIN	b	11:58.461	3:56.814
10	Jonny IRWIN	b	4:03.880	4:03.880	22	Stephen McILVENNA	b	8:01.876	3:58.756	25	Paddy WOODSIDE	c	12:02.501	4:02.337
39	Paul LAWSON	c	4:04.534	4:04.534	21	George SCOTT	b	8:06.360	3:59.183	21	George SCOTT	b	12:05.321	3:58.961
21	George SCOTT	b	4:07.177	4:07.177	93	Steven BLOOMER	b	8:07.472	3:58.763	93	Steven BLOOMER	b	12:06.481	3:59.009
49	Matt COLE	c	4:07.381	4:07.381	39	Paul LAWSON	c	8:08.813	4:04.279	49	Matt COLE	c	12:11.276	4:02.208
26	Stephen WILSON	c	4:08.298	4:08.298	49	Matt COLE	c	8:09.068	4:01.687	39	Paul LAWSON	c	12:11.630	4:02.817
93	Steven BLOOMER	b	4:08.709	4:08.709	77	Dave WALSH	c	8:09.189	4:00.410	77	Dave WALSH	c	12:11.733	4:02.544
77	Dave WALSH	c	4:08.779	4:08.779	26	Stephen WILSON	c	8:11.892	4:03.594	26	Stephen WILSON	c	12:12.682	4:00.790
20	Gary McAVOY	c	4:12.072	4:12.072	88	Gary MILLER	c	8:17.463	4:03.612	88	Gary MILLER	c	12:16.695	3:59.232
44	Emmett BURKE	c	4:12.171	4:12.171	44	Emmett BURKE	c	8:18.122	4:05.951	44	Emmett BURKE	c	12:22.279	4:04.157
46	Andrew TAYLOR	c	4:12.424	4:12.424	20	Gary McAVOY	c	8:19.738	4:07.666	16	Rodney LITTLE	c	12:25.935	4:06.115
16	Rodney LITTLE	c	4:13.003	4:13.003	16	Rodney LITTLE	c	8:19.820	4:06.817	20	Gary McAVOY	c	12:27.503	4:07.765
54	Johnny McCAY	c	4:13.575	4:13.575	46	Andrew TAYLOR	c	8:20.212	4:07.788	46	Andrew TAYLOR	c	12:28.140	4:07.928
88	Gary MILLER	c	4:13.851	4:13.851	54	Johnny McCAY	c	8:20.975	4:07.400	53	Wolfgang SCHUSTER	c	12:28.268	4:07.150
53	Wolfgang SCHUSTER	c	4:14.183	4:14.183	53	Wolfgang SCHUSTER	c	8:21.118	4:06.935	54	Johnny McCAY	c	12:29.044	4:08.069
69	Ronnie SCOTT	c	4:18.440	4:18.440	1	Bryan HARDING	c	8:30.594	4:11.331	1	Bryan HARDING	c	12:43.643	4:13.049
1	Bryan HARDING	c	4:19.263	4:19.263	69	Ronnie SCOTT	c	8:37.632	4:19.192	4	Trevor REID	c	13:11.717	4:22.682
5	Stephen BEATTIE	c	4:25.071	4:25.071	4	Trevor REID	c	8:49.035	4:23.848	5	Stephen BEATTIE	c	13:13.043	4:23.221
4	Trevor REID	c	4:25.187	4:25.187	5	Stephen BEATTIE	c	8:49.822	4:24.751					



# ULSTER GRAND PRIX BIKE WEEK

## NATIONAL CHALLENGE

### Topaz/Airport Road Service Station Dundrod 150 Race 3

## LAP CHART

**4**

No	Name	G	Elapsed Time	Lap Time
57	Lee JOHNSTON	a	13:56.041	3:28.566
11	Rob BARBER	a	13:56.798	3:29.194
15	Dean HARRISON	a	14:02.128	3:30.130
65	Michael SWEENEY	a	14:16.837	3:34.422
52	Russ MOUNTFORD	a	14:17.002	3:34.390
75	William DAVISON	a	14:17.282	3:34.400
56	Daniel COOPER	a	14:30.512	3:36.448
87	Alan BONNER	a	14:33.629	3:37.719
17	Dennis BOOTH	a	14:43.104	3:40.359
24	Ryan KNEEN	a	14:44.992	3:39.120
60	Robert WILSON	a	14:45.188	3:39.058
28	Ivan LINTIN	a	14:45.264	3:37.552
48	David MULLIGAN	a	14:45.875	3:39.269
41	Noel PATTERSON	a	14:47.340	3:38.902
14	Nuno CAETANO	b	14:57.763	3:47.569
63	Glenn WALKER	a	15:07.920	3:44.893
90	Richard McLOUGHLIN	b	15:12.054	3:45.648
19	Kevin STROWGER	a	15:12.307	3:48.133
72	Gareth KEYS	b	15:15.844	3:46.876
35	James FORD	b	15:18.065	3:47.404
38	Callum LAIDLAW	b	15:19.930	3:49.549
62	Damian HORAN	c	15:23.442	3:49.912
82	Olin HANAK	b	15:45.966	3:53.633
7	Bernard DALY	b	15:51.831	3:55.995
12	Robert McCURUM	b	15:52.516	3:55.133
40	Marc McCULLOUGH	b	15:52.738	3:56.735
22	Stephen McILVENNA	b	15:52.842	3:55.227
9	Adrian HODSON	b	15:53.210	3:56.738
10	Jonny IRWIN	b	15:53.619	3:55.158
93	Steven BLOOMER	b	16:02.917	3:56.436
25	Paddy WOODSIDE	c	16:03.208	4:00.707
21	George SCOTT	b	16:04.936	3:59.615
39	Paul LAWSON	c	16:14.995	4:03.365
49	Matt COLE	c	16:15.323	4:04.047
88	Gary MILLER	c	16:15.540	3:58.845
26	Stephen WILSON	c	16:16.343	4:03.661
44	Emmett BURKE	c	16:31.287	4:09.008
16	Rodney LITTLE	c	16:35.874	4:09.939
46	Andrew TAYLOR	c	16:36.025	4:07.885
53	Wolfgang SCHUSTER	c	16:36.087	4:07.819
20	Gary McAVOY	c	16:37.184	4:09.681
54	Johnny McCAY	c	16:39.732	4:10.688
1	Bryan HARDING	c	16:57.836	4:14.193
5	Stephen BEATTIE	c	17:52.836	4:39.793

**5**

No	Name	G	Elapsed Time	Lap Time
57	Lee JOHNSTON	a	17:27.404	3:31.363
11	Rob BARBER	a	17:29.407	3:32.609
15	Dean HARRISON	a	17:39.076	3:36.948
65	Michael SWEENEY	a	17:52.751	3:35.914
52	Russ MOUNTFORD	a	17:53.295	3:36.293
75	William DAVISON	a	17:54.343	3:37.061
56	Daniel COOPER	a	18:08.454	3:37.942
87	Alan BONNER	a	18:12.823	3:39.194
24	Ryan KNEEN	a	18:26.680	3:41.688
28	Ivan LINTIN	a	18:27.008	3:41.744
17	Dennis BOOTH	a	18:27.405	3:44.301
48	David MULLIGAN	a	18:27.860	3:41.985
41	Noel PATTERSON	a	18:28.055	3:40.715
14	Nuno CAETANO	b	18:43.941	3:46.178
63	Glenn WALKER	a	18:55.445	3:47.525
90	Richard McLOUGHLIN	b	18:59.079	3:47.025
72	Gareth KEYS	b	19:01.507	3:45.663
35	James FORD	b	19:03.080	3:45.015
19	Kevin STROWGER	a	19:04.252	3:51.945
38	Callum LAIDLAW	b	19:12.370	3:52.440
62	Damian HORAN	c	19:13.049	3:49.607
82	Olin HANAK	b	19:40.843	3:54.877
22	Stephen McILVENNA	b	19:45.365	3:52.523
12	Robert McCURUM	b	19:47.914	3:55.398
7	Bernard DALY	b	19:47.964	3:56.133
9	Adrian HODSON	b	19:48.337	3:55.127
40	Marc McCULLOUGH	b	19:48.437	3:55.699
10	Jonny IRWIN	b	19:48.780	3:55.161
93	Steven BLOOMER	b	19:59.431	3:56.514
25	Paddy WOODSIDE	c	20:00.537	3:57.329
21	George SCOTT	b	20:03.551	3:58.615

Speed TrapDundrod '150' Challenge Race

<u>No.</u>	<u>Name</u>	<u>Lap 1</u>	<u>Lap 2</u>	<u>Lap 3</u>	<u>Lap 4</u>	<u>Lap 5</u>
1	Bryan HARDING			145		
5	Stephen BEATTIE		155			140
7	Bernard DALY		167	161	171	167
10	Jonny IRWIN		155		167	163
11	Rob BARBER				188	
14	Nuno CAETANO	155	175	174	173	167
15	Dean HARRISON	176			187	
17	Dennis BOOTH		181	178	178	177
19	Kevin STROWGER		175			170
21	George SCOTT		154	154	154	
22	Stephen McILVENNA			152		
24	Ryan KNEEN				169	
25	Paddy WOODSIDE		173			
28	Ivan LINTIN			172	179	
35	James FORD				163	163
36	Aron HATCH					157
38	Callum LAIDLAW		163			
39	Paul LAWSON		159	161		
41	Noel PATTERSON			178		169
49	Matt COLE		161	162		
53	Wolfgang SCHUSTER			151		
56	Daniel COOPER			180	176	
57	Lee JOHNSTON		187	188		182
62	Damian HORAN	163	162			
63	Glenn WALKER		177		169	169
65	Michael SWEENEY				185	186
72	Gareth KEYS			161		164
75	William DAVISON			187		
77	Dave WALSH		161			
82	Olin HANAK				160	163
87	Alan BONNER				177	
90	Richard McLOUGHLIN		165		161	160
93	Steven BLOOMER					172