



ULSTER GRAND PRIX BIKE WEEK
Wednesday 8th – Saturday 11th August 2012

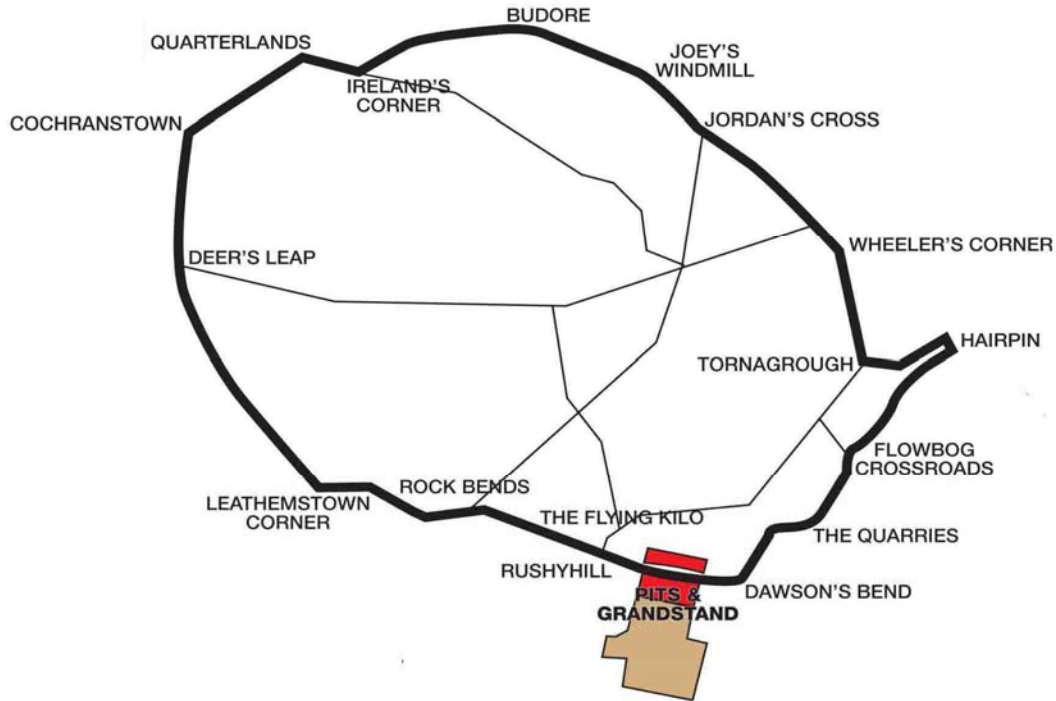
promoted by
Dundrod & District Motorcycle Club
www.ulstergrandprix.net



BUDORE QUARRIES
ULSTER GRAND PRIX MOTO 3 (125cc GP)



Dundrod Circuit 7.401 miles



LAP RECORDS

Class	Name	Machine	m s	mph	Year
125cc	William Dunlop	Honda	3 55.017	113.370	2009
250cc	Darran Lindsay	Honda	3 38.634	121.866	2006
400cc	Jason Griffiths	Yamaha 400	3 58.43	111.748	2003
Moto 450	Paul Owen	Yamaha	4 36.889	96.226	2011
Supertwins	Ryan Farquhar	Kawasaki 650	3 48.345	116.683	2010
Supersport	Michael Dunlop	Yamaha	3 27.187	128.599	2010
Superstock	Ian Hutchinson	Honda	3 21.599	132.163	2010
Superbike	Bruce Anstey (NZ)	Suzuki	3 18.870	133.977	2010
Challenge 1000cc	Dave Johnson (AUS)	Yamaha	3 29.643	127.092	2010
National 750cc	Michal Dokoupil (CZE)	Kawasaki 600	3 39.625	121.316	2009

MOST WINS at the ULSTER GP

Joey Dunlop	24	1979 - 99
Ian Lougher	17	1998 - 11
Phillip McCallen	14	1991 - 96
Brian Reid	9	1983 - 92
Robert Dunlop	9	1990 - 03
Ryan Farquhar	8	2002 - 11

MOST WINS at the DUNDROD 150

Joey Dunlop	24	1976 - 94
Bob Jackson	11	1981 - 98
Ray McCullough	10	1965 - 82
Brian Reid	8	1984 - 93
Robert Dunlop	8	1984 - 07
Denis McCullough	7	1989 - 00

ALL TIME IRISH ROAD RACE WINNERS (after the Armoy Road Race 2012)

Most Wins at All Irish Road Race Meetings

1. Ryan Farquhar	197	1995-12
2. Joey Dunlop	156	1971-00
3. Robert Dunlop	135	1980-08
4. Ray McCullough	109	1960-82
Phillip McCallen	109	1987-99
6. Brian Reid	78	1980-94
7. William Dunlop	76	2005-12
8. Darran Lindsay	75	1999-06
9. James Courtney	66	1992-99
10. Adrian Archibald	64	1994-06

ULSTER GRAND PRIX BIKE WEEK

MOTO3 & 400cc / MOTO 450 / SUPERTWINS

Topaz/Airport Road Service Station Dundrod 150 Qualifying

Wednesday, 08 August 2012




Budore Quarries Ulster Grand Prix Moto3 (125cc GP)

Pos	Class	No	Name	Machine / Sponsor	-----	Best Lap		On	Total Laps
					Time	Behind	Speed		
Qualifying Classification									
1	125	1	Olie LINSDELL	Honda 125 - Barnes Racing	4:06.606	15.817	108.043	5	6
2	125	21	Sam WILSON	Honda 125 - Logan Racing	4:09.739	3.133	106.687	5	7
3	125	18	Paul ROBINSON	Aprilia 125 - Stoneyford Concrete	4:11.651	5.045	105.877	3	6
4	125	17	Seamus ELLIOTT	Honda 125 - Logan Racing	4:17.297	10.691	103.553	4	6
5	125	26	Wayne KENNEDY	Honda 125 - Harp Farm	4:20.724	14.118	102.192	6	6
6	125	16	Nigel MOORE	Honda 125	4:20.923	14.317	102.114	2	7
7	125	34	Paul JORDAN	Honda 125 - James Delaney/TorqueTronix	4:21.344	14.738	101.950	6	7
8	125	2	Maria COSTELLO	Honda 250 - Bob Wylie Racing	4:22.825	16.219	101.375	6	7
9	125	33	Sam DUNLOP	Honda 125 - Orra	4:23.812	17.206	100.996	4	5
10	125	10	Rene LOHSE	Honda 125	4:26.896	20.290	99.829	7	7
11	125	23	Warren REEVE	Honda 125 - Flexipatch	4:27.783	21.177	99.498	5	6
12	125	5	Peter WAKEFIELD	Honda 125 - PW Racing	4:29.919	23.313	98.711	4	5
13	125	14	Jack SANDS	Honda 125	4:33.098	26.492	97.562	2	7
14	125	7	Mick CHATTERTON	Honda 125	4:33.948	27.342	97.259	4	6
15	125	12	Anders LARSSON	Honda 125	4:40.510	33.904	94.984	4	6
16	125	9	John McALLISTER	Honda 125 - JLR	4:47.619	41.013	92.636	7	7
17	125	28	Malcolm LOVE	Aprilia 125	4:49.634	43.028	91.992	4	4
18	125	24	Craig GIBSON	Honda 125 - Peter Simpson Construction	6:40.139	2:33.533	66.587	1	1

Provisional result to be confirmed by the Stewards of the Meeting subject to completion of technical inspections & the time limit for protests

Page 1 / 2

Circuit	Dundrod	Signed		Organising Club	Dundrod & District MCC
Length(miles)	7.4011 Lap 1 (7.2763)	Chief Timekeeper		Qualifying Started	15:38
Weather	Cloudy, 21°C, 51%RH	Issued At:		16:15	
Track	Dry				



MCUI Ulster
Centre Timing
powered by
e-Laps timing software

www.elaps-timing.com



ULSTER GRAND PRIX BIKE WEEK

MOTO3 & 400cc / MOTO 450 / SUPERTWINS

Topaz/Airport Road Service Station Dundrod 150 Qualifying

Wednesday, 08 August 2012

DETAILED RESULT

Budore Quarries Ulster Grand Prix Moto3 (

Budore Quarries Ulster Grand Prix Moto3 (



Qualifying Classification

Position

1 **1 Olie LINSDELL**

125 Behind 15.817

Best Time **4:06.606** Best Speed **108.043** On **5** Gp **a**

Lap	Elapsed Time	Lap Time	Lap Speed
1	4:54.412	4:54.412	88.973
2	9:17.174	4:22.762	101.400
3	13:29.377	4:12.203	105.645
4	17:38.708	4:09.331	106.862
5	21:45.314	4:06.606	108.043
6	26:05.729	4:20.415	102.313

2 **21 Sam WILSON**

125 Behind 3.133

Best Time **4:09.739** Best Speed **106.687** On **5** Gp **a**

Lap	Elapsed Time	Lap Time	Lap Speed
1	5:55.919	5:55.919	73.597
2	10:13.940	4:18.021	103.263
3	14:27.502	4:13.562	105.079
4	18:37.285	4:09.783	106.668
5	22:47.024	4:09.739	106.687
6	26:57.541	4:10.517	106.356
7	31:08.082	4:10.541	106.346

3 **18 Paul ROBINSON**

125 Behind 5.045

Best Time **4:11.651** Best Speed **105.877** On **3** Gp **a**

Lap	Elapsed Time	Lap Time	Lap Speed
1	4:54.566	4:54.566	88.926
2	12:54.201	7:59.635	55.550
3	17:05.852	4:11.651	105.877
4	21:20.412	4:14.560	104.667
5	25:32.809	4:12.397	105.564
6	30:42.788	5:09.979	85.954

4 **17 Seamus ELLIOTT**

125 Behind 10.691

Best Time **4:17.297** Best Speed **103.553** On **4** Gp **a**

Lap	Elapsed Time	Lap Time	Lap Speed
1	7:00.096	7:00.096	62.354
2	11:22.411	4:22.315	101.572
3	15:41.354	4:18.943	102.895
4	19:58.651	4:17.297	103.553
5	24:19.785	4:21.134	102.032
6	30:24.565	6:04.780	73.041

Qualifying Classification

Position

5 **26 Wayne KENNEDY**

125 Behind 14.118

Best Time **4:20.724** Best Speed **102.192** On **6** Gp **a**

Lap	Elapsed Time	Lap Time	Lap Speed
1	6:26.346	6:26.346	67.801
2	11:18.555	4:52.209	91.181
3	16:44.385	5:25.830	81.773
4	21:15.136	4:30.751	98.408
5	25:40.497	4:25.361	100.406
6	30:01.221	4:20.724	102.192

6 **16 Nigel MOORE**

125 Behind 14.317

Best Time **4:20.923** Best Speed **102.114** On **2** Gp **a**

Lap	Elapsed Time	Lap Time	Lap Speed
1	5:59.216	5:59.216	72.922
2	10:20.139	4:20.923	102.114
3	14:43.858	4:23.719	101.032
4	19:14.968	4:31.110	98.277
5	23:43.665	4:28.697	99.160
6	28:14.975	4:31.310	98.205
7	32:55.188	4:40.213	95.085

7 **34 Paul JORDAN**

125 Behind 14.738

Best Time **4:21.344** Best Speed **101.950** On **6** Gp **a**

Lap	Elapsed Time	Lap Time	Lap Speed
1	5:54.886	5:54.886	73.812
2	10:23.836	4:28.950	99.067
3	15:06.774	4:42.938	94.169
4	19:30.695	4:23.921	100.954
5	24:07.212	4:36.517	96.356
6	28:28.556	4:21.344	101.950
7	33:03.436	4:34.880	96.929

8 **2 Maria COSTELLO**

125 Behind 16.219

Best Time **4:22.825** Best Speed **101.375** On **6** Gp **a**

Lap	Elapsed Time	Lap Time	Lap Speed
1	5:28.618	5:28.618	79.712
2	9:59.227	4:30.609	98.459
3	14:28.613	4:29.386	98.906
4	18:54.684	4:26.071	100.139
5	23:21.688	4:27.004	99.789
6	27:44.513	4:22.825	101.375
7	32:26.702	4:42.189	94.419

ULSTER GRAND PRIX BIKE WEEK

MOTO3 & 400cc / MOTO 450 / SUPERTWINS

Topaz/Airport Road Service Station Dundrod 150 Qualifying

Wednesday, 08 August 2012

DETAILED RESULT

Budore Quarries Ulster Grand Prix Moto3 (

Budore Quarries Ulster Grand Prix Moto3 (



Qualifying Classification

Position

9 33 Sam DUNLOP

125 Behind 17.206

Best Time 4:23.812 Best Speed 100.996 On 4 Gp a

Lap	Elapsed Time	Lap Time	Lap Speed
1	5:54.545	5:54.545	73.883
2	10:23.528	4:28.983	99.054
3	14:47.903	4:24.375	100.781
4	19:11.715	4:23.812	100.996
5	23:40.742	4:29.027	99.038

10 10 Rene LOHSE

125 Behind 20.290

Best Time 4:26.896 Best Speed 99.829 On 7 Gp a

Lap	Elapsed Time	Lap Time	Lap Speed
1	5:59.542	5:59.542	72.856
2	10:28.639	4:29.097	99.012
3	14:56.428	4:27.789	99.496
4	19:25.110	4:28.682	99.165
5	23:55.129	4:30.019	98.674
6	28:22.636	4:27.507	99.601
7	32:49.532	4:26.896	99.829

11 23 Warren REEVE

125 Behind 21.177

Best Time 4:27.783 Best Speed 99.498 On 5 Gp a

Lap	Elapsed Time	Lap Time	Lap Speed
1	7:59.444	7:59.444	54.636
2	12:28.734	4:29.290	98.942
3	16:56.901	4:28.167	99.356
4	21:26.666	4:29.765	98.767
5	25:54.449	4:27.783	99.498
6	30:24.668	4:30.219	98.601

12 5 Peter WAKEFIELD

125 Behind 23.313

Best Time 4:29.919 Best Speed 98.711 On 4 Gp a

Lap	Elapsed Time	Lap Time	Lap Speed
1	5:25.246	5:25.246	80.538
2	9:57.291	4:32.045	97.940
3	14:28.923	4:31.632	98.088
4	18:58.842	4:29.919	98.711
5	28:19.955	9:21.113	47.484

Qualifying Classification

Position

13 14 Jack SANDS

125 Behind 26.492

Best Time 4:33.098 Best Speed 97.562 On 2 Gp a

Lap	Elapsed Time	Lap Time	Lap Speed
1	5:58.843	5:58.843	72.998
2	10:31.941	4:33.098	97.562
3	15:06.695	4:34.754	96.974
4	19:49.627	4:42.932	94.171
5	24:27.026	4:37.399	96.049
6	29:02.379	4:35.353	96.763
7	33:42.517	4:40.138	95.110

14 7 Mick CHATTERTON

125 Behind 27.342

Best Time 4:33.948 Best Speed 97.259 On 4 Gp a

Lap	Elapsed Time	Lap Time	Lap Speed
1	5:48.086	5:48.086	75.253
2	10:22.884	4:34.798	96.958
3	14:57.685	4:34.801	96.957
4	19:31.633	4:33.948	97.259
5	26:21.757	6:50.124	64.966
6	30:57.530	4:35.773	96.616

15 12 Anders LARSSON

125 Behind 33.904

Best Time 4:40.510 Best Speed 94.984 On 4 Gp a

Lap	Elapsed Time	Lap Time	Lap Speed
1	5:53.444	5:53.444	74.113
2	10:40.736	4:47.292	92.742
3	15:26.528	4:45.792	93.229
4	20:07.038	4:40.510	94.984
5	25:00.188	4:53.150	90.888
6	30:34.627	5:34.439	79.668

16 9 John McALLISTER

125 Behind 41.013

Best Time 4:47.619 Best Speed 92.636 On 7 Gp a

Lap	Elapsed Time	Lap Time	Lap Speed
1	5:47.694	5:47.694	75.338
2	10:39.836	4:52.142	91.202
3	15:28.079	4:48.243	92.436
4	20:15.828	4:47.749	92.594
5	25:03.846	4:48.018	92.508
6	29:51.794	4:47.948	92.530
7	34:39.413	4:47.619	92.636

ULSTER GRAND PRIX BIKE WEEK

MOTO3 & 400cc / MOTO 450 / SUPERTWINS

Topaz/Airport Road Service Station Dundrod 150 Qualifying

Wednesday, 08 August 2012

DETAILED RESULT

Budore Quarries Ulster Grand Prix Moto3 (



Qualifying Classification

Position

17 28 Malcolm LOVE

125 Behind 43.028

Best Time 4:49.634 Best Speed 91.992 On 4 Gp a

Lap	Elapsed Time	Lap Time	Lap Speed
1	6:17.909	6:17.909	69.315
2	20:41.321	14:23.412	30.859
3	25:40.413	4:59.092	89.083
4	30:30.047	4:49.634	91.992

18 24 Craig GIBSON

125 Behind 2:33.533

Best Time 6:40.139 Best Speed 66.587 On 1 Gp a

Lap	Elapsed Time	Lap Time	Lap Speed
1	6:40.139	6:40.139	65.464

Speed Trap125cc GP/Supertwins/SS400cc/Moto 450 1st Practice*125cc GP*

<u>No.</u>	<u>Name</u>	<u>Lap 1</u>	<u>Lap 2</u>	<u>Lap 3</u>	<u>Lap 4</u>	<u>Lap 5</u>	<u>Lap 6</u>	<u>Lap 7</u>
1	Olie LINSDELL	141	134	134	135	131		
2	Maria COSTELLO			130	129	122		
5	Peter WAKEFIELD		121			127	123	
6	William DUNLOP						129	
7	Mick CHATTERTON			125			114	
9	John McALLISTER		118	135	124			
10	Rene LOHSE			122	126	124	126	
12	Anders LARSSON			120		121		
14	Jack SANDS	124			118		123	
16	Nigel MOORE			132	122			
17	Seamus ELLIOTT	129	124		133	133		
18	Paul ROBINSON					132		
19			114					
21	Sam WILSON	122					132	
23	Warren REEVE		127		124	125		
26	Wayne KENNEDY				127	123	126	
28	Malcolm LOVE					121		
33	Sam DUNLOP			134				
34	Paul JORDAN		134					

McKINSTRY SKIP HIRE ULSTER GRAND PRIX

MOTO 3 & 400cc/MOTO 450/SUPERTWINS

Dundrod 7.401 Miles

Race 2 - Budore Quarries UGP Moto 3 / Dundrod 150 400/450/Supertwins

09/08/2012 16:00

Race (5 Laps)

**RACE 2 - UGP MOTO 3 (125cc GP)
& 400/450/SUPERTWINS Page 2 of 2**

56	96	59		22
60	98	80	66	21
108	92	100	58	20
90	85	107		19
103	105	54	67	18
50	74	51		17
62	104	76	47	16
				15

ULSTER GRAND PRIX BIKE WEEK

MOTO3 & 400cc / MOTO 450 / SUPERTWINS

Topaz/Airport Road Service Station Dundrod 150 Race 2

Thursday, 09 August 2012



Budore Quarries Ulster Grand Prix Moto3 (125cc GP)

-----Best Lap-----

Pos	Class	No	Name	Machine / Sponsor	Gp	Laps	Total Time	Behind	Speed	Time	Speed	On
-----	-------	----	------	-------------------	----	------	------------	--------	-------	------	-------	----

Race Classification

1	125	6	William DUNLOP	Honda 125 - James Delaney/TorqueTronix	b	3	12:06.265		109.440	3:57.789	112.049	3
2	125	21	Sam WILSON	Honda 125 - Logan Racing	b	3	12:08.999	2.734	109.030	4:00.739	110.676	3
3	125	1	Olie LINSDELL	Honda 125 - Barnes Racing	b	3	12:26.289	20.024	106.504	4:06.748	107.980	3
4	125	18	Paul ROBINSON	Aprilia 125 - Stoneyford Concrete	b	3	12:30.760	24.495	105.870	4:08.319	107.297	2
5	125	16	Nigel MOORE	Honda 125	b	3	12:47.335	41.070	103.583	4:14.464	104.706	3
6	125	33	Sam DUNLOP	Honda 125 - Orra	b	3	12:56.605	50.340	102.346	4:17.128	103.621	3
7	125	26	Wayne KENNEDY	Honda 125 - Harp Farm	b	3	12:56.908	50.643	102.306	4:17.278	103.561	2
8	125	2	Maria COSTELLO	Honda 250 - Bob Wylie Racing	b	3	12:59.963	53.698	101.906	4:17.963	103.286	3
9	125	10	Rene LOHSE	Honda 125	b	3	13:02.299	56.034	101.601	4:19.077	102.842	2
10	125	23	Warren REEVE	Honda 125 - Flexipatch	b	3	13:20.365	1:14.100	99.308	4:23.520	101.108	3
11	125	24	Craig GIBSON	Honda 125 - Peter Simpson Construction	b	3	13:35.363	1:29.098	97.481	4:27.484	99.610	2
12	125	12	Anders LARSSON	Honda 125	b	3	13:43.987	1:37.722	96.461	4:30.750	98.408	3
13	125	7	Mick CHATTERTON	Honda 125	b	3	13:45.520	1:39.255	96.282	4:31.827	98.018	3
14	125	14	Jack SANDS	Honda 125	b	3	13:45.936	1:39.671	96.233	4:31.745	98.048	2
15	125	9	John McALLISTER	Honda 125 - JLR	b	3	14:14.235	2:07.970	93.045	4:43.100	94.115	2


Fastest Lap

125	6	William DUNLOP	Honda 125 - James Delaney/TorqueTronix	b						3:57.789	112.049	3
-----	---	----------------	--	---	--	--	--	--	--	----------	---------	---

Not Classified

DNF	125	34	Paul JORDAN	Honda 125 - James Delaney/TorqueTronix	b	3	13:02.013	1:31.345	101.638	4:19.211	102.789	2
DNF	125	5	Peter WAKEFIELD	Honda 125 - PW Racing	b	2	8:53.044	1 Lap	99.126	4:25.365	100.405	2
DNF	125	28	Malcolm LOVE	Aprilia 125	b	1	4:55.163	59.213	88.746	4:55.163	88.746	1

Provisional result to be confirmed by the Stewards of the Meeting subject to completion of technical inspections & the time limit for protests

Circuit	Dundrod	Signed		Organising Club	Dundrod & District MCC
Length(miles)	7.4011 Lap 1 (7.2763)		Chief Timekeeper	Race Started	16:27
Weather	Cloudy, 18°C, 73%RH	Issued At:	16:47	Gp Time Diff -	b 35.92 / c 68.78 / d 97.73
Track	Dry				

ULSTER GRAND PRIX BIKE WEEK

MOTO3 & 400cc / MOTO 450 / SUPERTWINS

Topaz/Airport Road Service Station Dundrod 150 Race 2

Thursday, 09 August 2012

DETAILED RESULT



Budore Quarries Ulster Grand Prix Moto

Race Classification

1 6 William DUNLOP

Total Time **12:06.265** Avg Speed **109.440** Behind
Best Time **3:57.789** Best Speed **112.049** On 3 Gp b

Lap	Elapsed Time	Lap Time	Lap Speed
1	4:06.017	4:06.017	106.475
2	8:08.476	4:02.459	109.891
3	12:06.265	3:57.789	112.049

2 21 Sam WILSON

Total Time **12:08.999** Avg Speed **109.030** Behind **2.734**
Best Time **4:00.739** Best Speed **110.676** On 3 Gp b

Lap	Elapsed Time	Lap Time	Lap Speed
1	4:06.298	4:06.298	106.354
2	8:08.260	4:01.962	110.116
3	12:08.999	4:00.739	110.676

3 1 Olie LINSDELL

Total Time **12:26.289** Avg Speed **106.504** Behind **20.024**
Best Time **4:06.748** Best Speed **107.980** On 3 Gp b

Lap	Elapsed Time	Lap Time	Lap Speed
1	4:12.449	4:12.449	103.762
2	8:19.541	4:07.092	107.830
3	12:26.289	4:06.748	107.980

4 18 Paul ROBINSON

Total Time **12:30.760** Avg Speed **105.870** Behind **24.495**
Best Time **4:08.319** Best Speed **107.297** On 2 Gp b

Lap	Elapsed Time	Lap Time	Lap Speed
1	4:13.685	4:13.685	103.257
2	8:22.004	4:08.319	107.297
3	12:30.760	4:08.756	107.109

5 16 Nigel MOORE

Total Time **12:47.335** Avg Speed **103.583** Behind **41.070**
Best Time **4:14.464** Best Speed **104.706** On 3 Gp b

Lap	Elapsed Time	Lap Time	Lap Speed
1	4:18.152	4:18.152	101.470
2	8:32.871	4:14.719	104.601
3	12:47.335	4:14.464	104.706

Budore Quarries Ulster Grand Prix Moto

Race Classification

6 33 Sam DUNLOP

Total Time **12:56.605** Avg Speed **102.346** Behind **50.340**
Best Time **4:17.128** Best Speed **103.621** On 3 Gp b

Lap	Elapsed Time	Lap Time	Lap Speed
1	4:20.933	4:20.933	100.389
2	8:39.477	4:18.544	103.054
3	12:56.605	4:17.128	103.621

7 26 Wayne KENNEDY

Total Time **12:56.908** Avg Speed **102.306** Behind **50.643**
Best Time **4:17.278** Best Speed **103.561** On 2 Gp b

Lap	Elapsed Time	Lap Time	Lap Speed
1	4:21.383	4:21.383	100.216
2	8:38.661	4:17.278	103.561
3	12:56.908	4:18.247	103.172

8 2 Maria COSTELLO

Total Time **12:59.963** Avg Speed **101.906** Behind **53.698**
Best Time **4:17.963** Best Speed **103.286** On 3 Gp b

Lap	Elapsed Time	Lap Time	Lap Speed
1	4:22.677	4:22.677	99.722
2	8:42.000	4:19.323	102.744
3	12:59.963	4:17.963	103.286

9 10 Rene LOHSE

Total Time **13:02.299** Avg Speed **101.601** Behind **56.034**
Best Time **4:19.077** Best Speed **102.842** On 2 Gp b

Lap	Elapsed Time	Lap Time	Lap Speed
1	4:23.607	4:23.607	99.370
2	8:42.684	4:19.077	102.842
3	13:02.299	4:19.615	102.629

10 23 Warren REEVE

Total Time **13:20.365** Avg Speed **99.308** Behind **1:14.100**
Best Time **4:23.520** Best Speed **101.108** On 3 Gp b

Lap	Elapsed Time	Lap Time	Lap Speed
1	4:27.613	4:27.613	97.883
2	8:56.845	4:29.232	98.963
3	13:20.365	4:23.520	101.108



MCUI Ulster
Centre Timing
powered by
e-Laps timing software

www.elaps-timing.com



ULSTER GRAND PRIX BIKE WEEK

MOTO3 & 400cc / MOTO 450 / SUPERTWINS

Topaz/Airport Road Service Station Dundrod 150 Race 2

Thursday, 09 August 2012

DETAILED RESULT



Budore Quarries Ulster Grand Prix Moto

Race Classification

11 24 Craig GIBSON

Total Time **13:35.363** Avg Speed **97.481** Behind **1:29.098**
Best Time **4:27.484** Best Speed **99.610** On **2** Gp **b**

Lap	Elapsed Time	Lap Time	Lap Speed
1	4:40.119	4:40.119	93.513
2	9:07.603	4:27.484	99.610
3	13:35.363	4:27.760	99.507

12 12 Anders LARSSON

Total Time **13:43.987** Avg Speed **96.461** Behind **1:37.722**
Best Time **4:30.750** Best Speed **98.408** On **3** Gp **b**

Lap	Elapsed Time	Lap Time	Lap Speed
1	4:40.136	4:40.136	93.507
2	9:13.237	4:33.101	97.561
3	13:43.987	4:30.750	98.408

13 7 Mick CHATTERTON

Total Time **13:45.520** Avg Speed **96.282** Behind **1:39.255**
Best Time **4:31.827** Best Speed **98.018** On **3** Gp **b**

Lap	Elapsed Time	Lap Time	Lap Speed
1	4:40.778	4:40.778	93.293
2	9:13.693	4:32.915	97.627
3	13:45.520	4:31.827	98.018

14 14 Jack SANDS

Total Time **13:45.936** Avg Speed **96.233** Behind **1:39.671**
Best Time **4:31.745** Best Speed **98.048** On **2** Gp **b**

Lap	Elapsed Time	Lap Time	Lap Speed
1	4:42.333	4:42.333	92.779
2	9:14.078	4:31.745	98.048
3	13:45.936	4:31.858	98.007

15 9 John McALLISTER

Total Time **14:14.235** Avg Speed **93.045** Behind **2:07.970**
Best Time **4:43.100** Best Speed **94.115** On **2** Gp **b**

Lap	Elapsed Time	Lap Time	Lap Speed
1	4:46.888	4:46.888	91.306
2	9:29.988	4:43.100	94.115
3	14:14.235	4:44.247	93.735

Not Classified

Budore Quarries Ulster Grand Prix Moto

Not Classified

DNF 34 Paul JORDAN

Total Time **13:02.013** Avg Speed **101.638** Behind **1:31.345**
Best Time **4:19.211** Best Speed **102.789** On **2** Gp **b**

Lap	Elapsed Time	Lap Time	Lap Speed
1	4:23.138	4:23.138	99.547
2	8:42.349	4:19.211	102.789
3	13:02.013	4:19.664	102.609

DNF 5 Peter WAKEFIELD

Total Time **8:53.044** Avg Speed **99.126** Behind **1 Lap**
Best Time **4:25.365** Best Speed **100.405** On **2** Gp **b**

Lap	Elapsed Time	Lap Time	Lap Speed
1	4:27.679	4:27.679	97.859
2	8:53.044	4:25.365	100.405

DNF 28 Malcolm LOVE

Total Time **4:55.163** Avg Speed **88.746** Behind **59.213**
Best Time **4:55.163** Best Speed **88.746** On **1** Gp **b**

Lap	Elapsed Time	Lap Time	Lap Speed
1	4:55.163	4:55.163	88.746



MCUI Ulster
Centre Timing
powered by
e-Laps timing software

www.elaps-timing.com



ULSTER GRAND PRIX BIKE WEEK

MOTO3 & 400cc / MOTO 450 / SUPERTWINS

Topaz/Airport Road Service Station Dundrod 150 Race 2

LAP CHART



1					1					2				
No	Name	G	Elapsed Time	Lap Time	No	Name	G	Elapsed Time	Lap Time	No	Name	G	Elapsed Time	Lap Time
77	Ryan FARQUHAR	a	3:50.917	3:50.917	108	Noel MURPHY	c	4:58.970	4:58.970	77	Ryan FARQUHAR	a	7:40.189	3:49.272
52	Russ MOUNTFORD	a	3:55.457	3:55.457						48	Jamie HAMILTON	a	7:49.633	3:54.167
48	Jamie HAMILTON	a	3:55.466	3:55.466						52	Russ MOUNTFORD	a	7:50.054	3:54.597
75	William DAVISON	a	3:55.950	3:55.950						43	Adrian ARCHIBALD	a	7:50.821	3:53.480
43	Adrian ARCHIBALD	a	3:57.341	3:57.341						68	Lee VERNON	a	7:51.807	3:54.221
68	Lee VERNON	a	3:57.586	3:57.586						44	Ryan KNEEN	a	7:55.126	3:55.254
44	Ryan KNEEN	a	3:59.872	3:59.872						71	Davy MORGAN	a	7:55.940	3:55.690
71	Davy MORGAN	a	4:00.250	4:00.250						79	Paul SHOESMITH	a	8:07.153	4:03.010
79	Paul SHOESMITH	a	4:04.143	4:04.143						57	Ian MORRELL	a	8:07.914	4:03.494
57	Ian MORRELL	a	4:04.420	4:04.420						21	Sam WILSON	b	8:08.260	4:01.962
6	William DUNLOP	b	4:06.017	4:06.017						6	William DUNLOP	b	8:08.476	4:02.459
21	Sam WILSON	b	4:06.298	4:06.298						96	Ben WYLIE	d	8:13.815	4:03.836
96	Ben WYLIE	d	4:09.979	4:09.979						1	Olie LINSDELL	b	8:19.541	4:07.092
91	Dave COUGHLAN	a	4:12.251	4:12.251						18	Paul ROBINSON	b	8:22.004	4:08.319
1	Olie LINSDELL	b	4:12.449	4:12.449						91	Dave COUGHLAN	a	8:22.976	4:10.725
47	Dave WALSH	c	4:13.191	4:13.191						97	Mark PARRETT	a	8:23.969	4:08.898
18	Paul ROBINSON	b	4:13.685	4:13.685						87	Geoff McMULLAN	a	8:24.271	4:09.420
51	Liam CROTTY	c	4:13.906	4:13.906						61	Alan CONNOR	a	8:25.520	4:09.390
104	Anthony McCOLGAN	c	4:14.268	4:14.268						104	Anthony McCOLGAN	c	8:26.711	4:12.443
87	Geoff McMULLAN	a	4:14.851	4:14.851						51	Liam CROTTY	c	8:27.184	4:13.278
97	Mark PARRETT	a	4:15.071	4:15.071						47	Dave WALSH	c	8:27.403	4:14.212
61	Alan CONNOR	a	4:16.130	4:16.130						102	Reuben McPHEE	a	8:32.557	4:15.187
102	Reuben McPHEE	a	4:17.370	4:17.370						16	Nigel MOORE	b	8:32.871	4:14.719
16	Nigel MOORE	b	4:18.152	4:18.152						26	Wayne KENNEDY	b	8:38.661	4:17.278
33	Sam DUNLOP	b	4:20.933	4:20.933						33	Sam DUNLOP	b	8:39.477	4:18.544
26	Wayne KENNEDY	b	4:21.383	4:21.383						100	Timmy TURTLE	d	8:40.673	4:18.051
67	Bernard DALY	c	4:22.491	4:22.491						2	Maria COSTELLO	b	8:42.000	4:19.323
80	Peter SIMPSON	d	4:22.519	4:22.519						34	Paul JORDAN	b	8:42.349	4:19.211
100	Timmy TURTLE	d	4:22.622	4:22.622						67	Bernard DALY	c	8:42.555	4:20.064
2	Maria COSTELLO	b	4:22.677	4:22.677						10	Rene LOHSE	b	8:42.684	4:19.077
34	Paul JORDAN	b	4:23.138	4:23.138						80	Peter SIMPSON	d	8:43.159	4:20.640
10	Rene LOHSE	b	4:23.607	4:23.607						50	Anthony AMBLER	c	8:49.385	4:22.877
54	Johnny McCAY	c	4:25.889	4:25.889						105	Andrew McMULLAN	c	8:49.768	4:23.124
50	Anthony AMBLER	c	4:26.508	4:26.508						54	Johnny McCAY	c	8:50.122	4:24.233
105	Andrew McMULLAN	c	4:26.644	4:26.644						5	Peter WAKEFIELD	b	8:53.044	4:25.365
23	Warren REEVE	b	4:27.613	4:27.613						23	Warren REEVE	b	8:56.845	4:29.232
5	Peter WAKEFIELD	b	4:27.679	4:27.679						90	Richard McLOUGHLIN	c	8:57.283	4:22.580
85	Paul MAGUIRE	c	4:31.275	4:31.275						85	Paul MAGUIRE	c	8:57.399	4:26.124
103	James CHRISTIE	c	4:34.577	4:34.577						24	Craig GIBSON	b	9:07.603	4:27.484
90	Richard McLOUGHLIN	c	4:34.703	4:34.703						66	Roy SCOTT	d	9:09.236	4:33.292
66	Roy SCOTT	d	4:35.944	4:35.944						103	James CHRISTIE	c	9:09.282	4:34.705
98	Roy McLARNON	d	4:36.099	4:36.099						12	Anders LARSSON	b	9:13.237	4:33.101
24	Craig GIBSON	b	4:40.119	4:40.119						7	Mick CHATTERTON	b	9:13.693	4:32.915
12	Anders LARSSON	b	4:40.136	4:40.136						14	Jack SANDS	b	9:14.078	4:31.745
7	Mick CHATTERTON	b	4:40.778	4:40.778						98	Roy McLARNON	d	9:16.498	4:40.399
14	Jack SANDS	b	4:42.333	4:42.333						108	Noel MURPHY	c	9:26.244	4:27.274
9	John McALLISTER	b	4:46.888	4:46.888						9	John McALLISTER	b	9:29.988	4:43.100
28	Malcolm LOVE	b	4:55.163	4:55.163										

ULSTER GRAND PRIX BIKE WEEK

MOTO3 & 400cc / MOTO 450 / SUPERTWINS

Topaz/Airport Road Service Station Dundrod 150 Race 2

LAP CHART



3

No	Name	G	Elapsed Time	Lap Time
77	Ryan FARQUHAR	a	11:30.668	3:50.479
48	Jamie HAMILTON	a	11:42.172	3:52.539
43	Adrian ARCHIBALD	a	11:43.382	3:52.561
52	Russ MOUNTFORD	a	11:45.078	3:55.024
68	Lee VERNON	a	11:47.831	3:56.024
71	Davy MORGAN	a	11:51.229	3:55.289
44	Ryan KNEEN	a	11:51.458	3:56.332
6	William DUNLOP	b	12:06.265	3:57.789
21	Sam WILSON	b	12:08.999	4:00.739
79	Paul SHOESMITH	a	12:10.901	4:03.748
57	Ian MORRELL	a	12:11.517	4:03.603
96	Ben WYLIE	d	12:15.726	4:01.911
1	Olie LINSDELL	b	12:26.289	4:06.748
18	Paul ROBINSON	b	12:30.760	4:08.756
87	Geoff McMULLAN	a	12:31.344	4:07.073
97	Mark PARRETT	a	12:31.741	4:07.772
91	Dave COUGHLAN	a	12:31.803	4:08.827
61	Alan CONNOR	a	12:32.035	4:06.515
47	Dave WALSH	c	12:38.209	4:10.806
104	Anthony McCOLGAN	c	12:39.129	4:12.418
51	Liam CROTTY	c	12:39.945	4:12.761
16	Nigel MOORE	b	12:47.335	4:14.464
102	Reuben McPHEE	a	12:49.035	4:16.478
33	Sam DUNLOP	b	12:56.605	4:17.128
100	Timmy TURTLE	d	12:56.765	4:16.092
26	Wayne KENNEDY	b	12:56.908	4:18.247
2	Maria COSTELLO	b	12:59.963	4:17.963
67	Bernard DALY	c	13:01.013	4:18.458
34	Paul JORDAN	b	13:02.013	4:19.664
10	Rene LOHSE	b	13:02.299	4:19.615
80	Peter SIMPSON	d	13:02.508	4:19.349
50	Anthony AMBLER	c	13:11.906	4:22.521
105	Andrew McMULLAN	c	13:12.038	4:22.270
54	Johnny McCAY	c	13:12.236	4:22.114
90	Richard McLOUGHLIN	c	13:19.545	4:22.262
23	Warren REEVE	b	13:20.365	4:23.520
85	Paul MAGUIRE	c	13:21.176	4:23.777
24	Craig GIBSON	b	13:35.363	4:27.760
103	James CHRISTIE	c	13:42.109	4:32.827
66	Roy SCOTT	d	13:43.824	4:34.588
12	Anders LARSSON	b	13:43.987	4:30.750
7	Mick CHATTERTON	b	13:45.520	4:31.827
14	Jack SANDS	b	13:45.936	4:31.858
108	Noel MURPHY	c	13:51.470	4:25.226
98	Roy McLARNON	d	13:57.527	4:41.029
9	John McALLISTER	b	14:14.235	4:44.247