



**ULSTER GRAND PRIX BIKE WEEK**  
**Wednesday 8<sup>th</sup> – Saturday 11<sup>th</sup> August 2012**

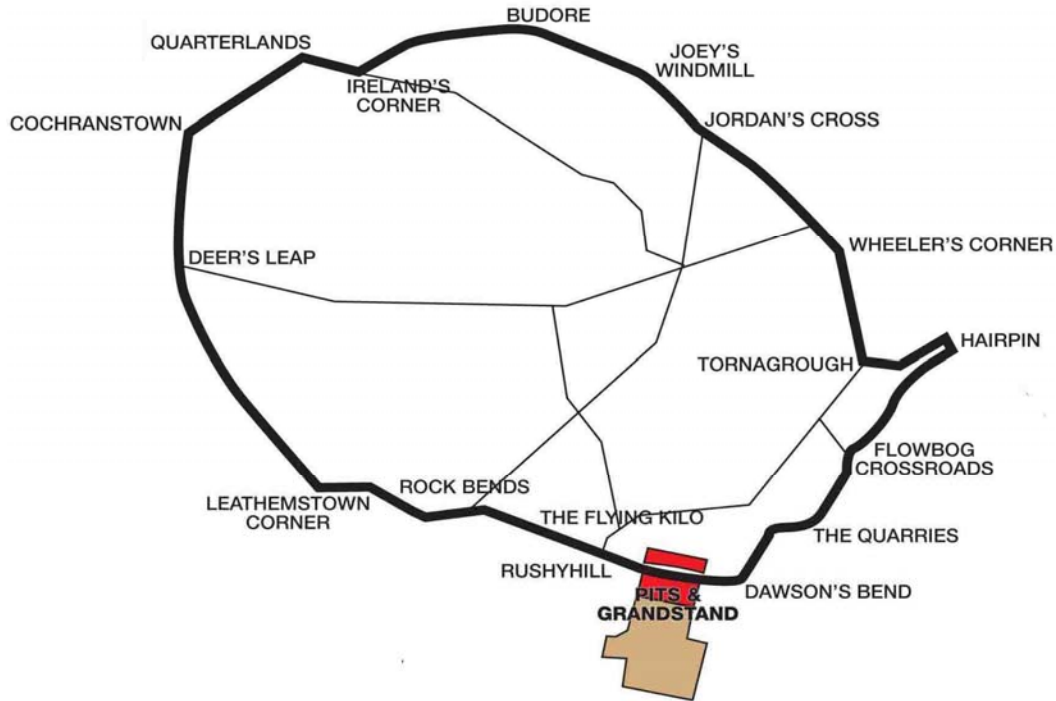
promoted by  
**Dundrod & District Motorcycle Club**  
[www.ulstergrandprix.net](http://www.ulstergrandprix.net)



**SUPREME FUEL & TYRES**  
**DUNDROD 150 NATIONAL**



# Dundrod Circuit 7.401 miles



## LAP RECORDS

Class	Name	Machine	m s	mph	Year
125cc	William Dunlop	Honda	3 55.017	113.370	2009
250cc	Darran Lindsay	Honda	3 38.634	121.866	2006
400cc	Jason Griffiths	Yamaha 400	3 58.43	111.748	2003
Moto 450	Paul Owen	Yamaha	4 36.889	96.226	2011
Supertwins	Ryan Farquhar	Kawasaki 650	3 48.345	116.683	2010
Supersport	Michael Dunlop	Yamaha	3 27.187	128.599	2010
Superstock	Ian Hutchinson	Honda	3 21.599	132.163	2010
Superbike	Bruce Anstey (NZ)	Suzuki	3 18.870	133.977	2010
Challenge 1000cc	Dave Johnson (AUS)	Yamaha	3 29.643	127.092	2010
National 750cc	Michal Dokoupil (CZE)	Kawasaki 600	3 39.625	121.316	2009

## MOST WINS at the ULSTER GP

Joey Dunlop	24	1979 - 99
Ian Lougher	17	1998 - 11
Phillip McCallen	14	1991 - 96
Brian Reid	9	1983 - 92
Robert Dunlop	9	1990 - 03
Ryan Farquhar	8	2002 - 11

## MOST WINS at the DUNDROD 150

Joey Dunlop	24	1976 - 94
Bob Jackson	11	1981 - 98
Ray McCullough	10	1965 - 82
Brian Reid	8	1984 - 93
Robert Dunlop	8	1984 - 07
Denis McCullough	7	1989 - 00

## ALL TIME IRISH ROAD RACE WINNERS (after the Armoy Road Race 2012)

### Most Wins at All Irish Road Race Meetings

1. Ryan Farquhar	197	1995-12
2. Joey Dunlop	156	1971-00
3. Robert Dunlop	135	1980-08
4. Ray McCullough	109	1960-82
Phillip McCallen	109	1987-99
6. Brian Reid	78	1980-94
7. William Dunlop	76	2005-12
8. Darran Lindsay	75	1999-06
9. James Courtney	66	1992-99
10. Adrian Archibald	64	1994-06

# ULSTER GRAND PRIX BIKE WEEK

## NATIONAL CHALLENGE

### Topaz/Airport Road Service Station Dundrod 150 Qualifying


Wednesday, 08 August 2012



Pos	Class	No	Name	Machine / Sponsor	Time	Best Lap		On	Laps
						Behind	Speed		
1	NAT	15	Dean HARRISON	Kawasaki - Team RC express Racing	3:31.040		126.251	5	7
2	NAT	11	Rob BARBER	BMW	3:35.245	4.205	123.784	3	4
3	NAT	75	William DAVISON	Honda - Hill Contracts	3:37.820	6.780	122.321	4	6
4	NAT	57	Lee JOHNSTON	Honda 600 - Millsport Racing	3:39.290	8.250	121.501	4	4
5	NAT	52	Russ MOUNTFORD	Honda - SHR	3:40.487	9.447	120.841	5	7
6	NAT	48	David MULLIGAN	Yamaha 600	3:40.590	9.550	120.785	7	7
7	NAT	65	Michael SWEENEY	BMW - MJR Racing	3:40.723	9.683	120.712	4	5
8	NAT	87	Alan BONNER	Honda	3:43.193	12.153	119.376	5	7
9	NAT	41	Noel PATTERSON	Yamaha	3:44.601	13.561	118.628	4	7
10	NAT	56	Daniel COOPER	Triumph 675 - Centurion Racing	3:44.635	13.595	118.610	3	3
11	NAT	17	Dennis BOOTH	Suzuki 750	3:44.964	13.924	118.437	3	7
12	NAT	19	Kevin STROWGER	Suzuki	3:45.169	14.129	118.329	3	6
13	NAT	28	Ivan LINTIN	Kawasaki 600 - Ivan Lintin Racing	3:45.945	14.905	117.922	6	7
14	NAT	63	Glenn WALKER	Yamaha	3:46.800	15.760	117.478	2	3
15	NAT	60	Robert WILSON	Kawasaki 600 - Stoddart Racing	3:47.028	15.988	117.360	6	7
16	NAT	24	Ryan KNEEN	Suzuki 600	3:49.791	18.751	115.949	2	5
17	NAT	33	Sam WILSON	Yamaha 600 - Logan Racing	3:50.893	19.853	115.395	3	5
18	NAT	90	Richard McLOUGHLIN	Yamaha 600	3:51.009	19.969	115.337	6	7
19	NAT	72	Gareth KEYS	Suzuki 600 - Nick Bonar Cars	3:51.403	20.363	115.141	7	7
20	NAT	22	Stephen McILVENNA	Yamaha 600	3:52.713	21.673	114.493	3	4
21	NAT	14	Nuno CAETANO	Kawasaki 600 - KS Team of Portugal	3:53.226	22.186	114.241	6	7
22	NAT	38	Callum LAIDLAW	Yamaha 600	3:56.860	25.820	112.488	6	6
23	NAT	12	Robert McCURUM	Yamaha	3:57.724	26.684	112.079	5	7
24	NAT	103	Reuben McPHEE	Yamaha 600 - N.J.T. Racing	3:58.506	27.466	111.712	6	6
25	NAT	88	Gary MILLER	Suzuki 600	3:58.789	27.749	111.580	4	5
26	NAT	35	James FORD	Triumph 675	3:59.121	28.081	111.425	6	6
27	NAT	9	Adrian HODSON	Yamaha 600	3:59.298	28.258	111.342	7	7
28	NAT	82	Olin HANAK	Honda 600	4:00.580	29.540	110.749	2	6
29	NAT	18	Adrian LOGUE	Suzuki 750	4:00.618	29.578	110.731	6	6
30	NAT	7	Bernard DALY	Suzuki 750 - DDRRSC	4:00.689	29.649	110.699	7	7
31	NAT	93	Steven BLOOMER	Yamaha - CM Tiling	4:00.752	29.712	110.670	5	7
32	NAT	40	Marc McCULLOUGH	Yamaha 600 - Kingswell Haulage	4:01.578	30.538	110.291	4	5
33	NAT	21	George SCOTT	Honda 600	4:02.342	31.302	109.944	6	7
34	NAT	10	Jonny IRWIN	Honda 600	4:02.523	31.483	109.862	7	7
35	NAT	62	Damian HORAN	Suzuki 750 - Suzy Douglas Racing	4:03.304	32.264	109.509	3	3
36	NAT	77	Dave WALSH	Kawasaki 600 - DRW Racing	4:05.909	34.869	108.349	6	6
37	NAT	25	Paddy WOODSIDE	Suzuki 750	4:05.973	34.933	108.321	5	6
38	NAT	43	Sandy BERWICK	Suzuki 600 - Berm Shotblasting	4:08.094	37.054	107.395	4	6
39	NAT	53	Wolfgang SCHUSTER	Yamaha 250	4:08.813	37.773	107.084	5	6
40	NAT	46	Andrew TAYLOR	Kawasaki 600	4:09.305	38.265	106.873	4	6
41	NAT	61	Noel BOYD	Suzuki 600	4:09.690	38.650	106.708	2	3
42	NAT	85	Martin SUCHACEK	Yamaha 600	4:10.816	39.776	106.229	3	6
43	NAT	26	Stephen WILSON	Suzuki 750	4:12.216	41.176	105.639	6	6
44	NAT	16	Rodney LITTLE	Yamaha 600	4:12.477	41.437	105.530	6	6
45	NAT	49	Matt COLE	Suzuki 600	4:12.500	41.460	105.521	4	6
46	NAT	39	Paul LAWSON	Suzuki 600	4:13.684	42.644	105.028	2	6
47	NAT	54	Johnny McCAY	Honda 600	4:14.439	43.399	104.716	6	6
48	NAT	20	Gary McAVOY	Suzuki 600	4:16.735	45.695	103.780	5	6
49	NAT	91	Dave COUGHLAN	Suzuki 650	4:16.889	45.849	103.718	4	5
50	NAT	1	Bryan HARDING	Honda 250	4:18.337	47.297	103.136	6	6
51	NAT	66	Roy SCOTT	Suzuki 750	4:20.793	49.753	102.165	4	4
52	NAT	73	William HARA	Suzuki 750 - Dennis Patton	4:21.413	50.373	101.923	3	3
53	NAT	69	Ronnie SCOTT	Kawasaki 650	4:21.727	50.687	101.801	6	6
54	NAT	92	Michael LARKIN	Suzuki 750	4:25.058	54.018	100.521	6	6
55	NAT	4	Trevor REID	Yamaha 250 - AWT	4:25.380	54.340	100.399	4	4
56	NAT	50	Anthony AMBLER	Suzuki 650	4:25.827	54.787	100.230	5	6
57	NAT	100	Timmy TURTLE	Suzuki 650	4:28.396	57.356	99.271	6	6
58	NAT	51	Liam CROTTY	Suzuki 650	4:28.566	57.526	99.208	4	6
59	NAT	108	Noel MURPHY	Suzuki 650	4:28.801	57.761	99.122	6	6
60	NAT	5	Stephen BEATTIE	Triumph 675 - CB Car Parking	4:29.415	58.375	98.896	5	5
61	NAT	58	Davide ANSALDI	Kawasaki 400	4:31.270	1:00.230	98.219	5	6

Provisional result to be confirmed by the Stewards of the Meeting subject to completion of technical inspections & the time limit for protests

Page 1 / 2

Circuit	<b>Dundrod</b>	Signed		Organising Club	<b>Dundrod &amp; District MCC</b>
Length(miles)	<b>7.4011</b> <b>Lap 1 (7.2763)</b>		Chief Timekeeper	Qualifying Started	<b>19:41</b>
Weather	<b>Sunny,14°C, 78%RH</b>	Issued At:	<b>20:12</b>		
Track	<b>Dry</b>				



# ULSTER GRAND PRIX BIKE WEEK

## NATIONAL CHALLENGE

Topaz/Airport Road Service Station Dundrod 150 Qualifying


Wednesday, 08 August 2012



Pos	Class	No	Name	Machine / Sponsor	----- Best Lap -----			On	Laps
					Time	Behind	Speed		
<b>Qualifying Classification</b>									
62	NAT	80	Peter SIMPSON	Kawasaki 650	4:33.931	1:02.891	97.265	2	2
63	NAT	79	John McALLISTER	Kawasaki 400	4:36.692	1:05.652	96.295	5	6
64	NAT	2	Mark WADDELL	Honda 250	4:41.707	1:10.667	94.580	2	2
65	NAT	32	Aaron BOYD	Suzuki 600 - Team Miserable	4:49.587	1:18.547	92.007	6	6
66	NAT	6	Paul SIMPSON	Suzuki 750 - SMC	6:40.435	3:09.395	66.538	1	1

Provisional result to be confirmed by the Stewards of the Meeting subject to completion of technical inspections & the time limit for protests

Page 2 / 2

Circuit	<b>Dundrod</b>	Signed		Organising Club	<b>Dundrod &amp; District MCC</b>
Length(miles)	<b>7.4011</b> Lap 1 (7.2763)	Chief Timekeeper		Qualifying Started	<b>19:41</b>
Weather	<b>Sunny, 14°C, 78%RH</b>	Issued At:	<b>20:12</b>		
Track	<b>Dry</b>				

# ULSTER GRAND PRIX BIKE WEEK

## NATIONAL CHALLENGE

Topaz/Airport Road Service Station Dundrod 150 Qualifying

Wednesday, 08 August 2012

### DETAILED RESULT

National Support / Grade B Superbike Cha



#### Qualifying Classification

Position

**1** 15 Dean HARRISON

Behind

Best Time **3:31.040** Best Speed **126.251** On **5** Gp **a**

Lap	Elapsed Time	Lap Time	Lap Speed
1	5:50.160	5:50.160	74.808
2	9:39.037	3:48.877	116.412
3	13:22.296	3:43.259	119.341
4	16:57.275	3:34.979	123.938
5	20:28.315	3:31.040	126.251
6	24:01.625	3:33.310	124.907
7	27:38.515	3:36.890	122.845

**2** 11 Rob BARBER

Behind **4.205**

Best Time **3:35.245** Best Speed **123.784** On **3** Gp **a**

Lap	Elapsed Time	Lap Time	Lap Speed
1	3:48.729	3:48.729	114.523
2	7:24.263	3:35.534	123.618
3	10:59.508	3:35.245	123.784
4	14:50.904	3:51.396	115.144

**3** 75 William DAVISON

Behind **6.780**

Best Time **3:37.820** Best Speed **122.321** On **4** Gp **a**

Lap	Elapsed Time	Lap Time	Lap Speed
1	5:00.667	5:00.667	87.122
2	8:43.192	3:42.525	119.735
3	12:27.534	3:44.342	118.765
4	16:05.354	3:37.820	122.321
5	19:45.466	3:40.112	121.047
6	23:43.028	3:57.562	112.156

**4** 57 Lee JOHNSTON

Behind **8.250**

Best Time **3:39.290** Best Speed **121.501** On **4** Gp **a**

Lap	Elapsed Time	Lap Time	Lap Speed
1	15:45.189	15:45.189	27.714
2	19:27.056	3:41.867	120.090
3	23:08.859	3:41.803	120.124
4	26:48.149	3:39.290	121.501

National Support / Grade B Superbike Cha

#### Qualifying Classification

Position

**5** 52 Russ MOUNTFORD

Behind **9.447**

Best Time **3:40.487** Best Speed **120.841** On **5** Gp **a**

Lap	Elapsed Time	Lap Time	Lap Speed
1	5:04.110	5:04.110	86.136
2	8:49.027	3:44.917	118.461
3	12:30.763	3:41.736	120.161
4	16:12.183	3:41.420	120.332
5	19:52.670	3:40.487	120.841
6	23:34.281	3:41.611	120.229
7	27:17.871	3:43.590	119.164

**6** 48 David MULLIGAN

Behind **9.550**

Best Time **3:40.590** Best Speed **120.785** On **7** Gp **a**

Lap	Elapsed Time	Lap Time	Lap Speed
1	6:35.091	6:35.091	66.300
2	10:21.746	3:46.655	117.553
3	14:09.527	3:47.781	116.972
4	17:56.827	3:47.300	117.219
5	21:45.517	3:48.690	116.507
6	25:29.607	3:44.090	118.898
7	29:10.197	3:40.590	120.785

**7** 65 Michael SWEENEY

Behind **9.683**

Best Time **3:40.723** Best Speed **120.712** On **4** Gp **a**

Lap	Elapsed Time	Lap Time	Lap Speed
1	9:44.116	9:44.116	44.845
2	13:29.959	3:45.843	117.976
3	17:11.710	3:41.751	120.153
4	20:52.433	3:40.723	120.712
5	24:41.728	3:49.295	116.199

**8** 87 Alan BONNER

Behind **12.153**

Best Time **3:43.193** Best Speed **119.376** On **5** Gp **a**

Lap	Elapsed Time	Lap Time	Lap Speed
1	5:59.574	5:59.574	72.849
2	9:55.869	3:56.295	112.757
3	13:42.577	3:46.708	117.525
4	17:34.051	3:51.474	115.106
5	21:17.244	3:43.193	119.376
6	25:00.546	3:43.302	119.318
7	29:13.541	4:12.995	105.314



# ULSTER GRAND PRIX BIKE WEEK

## NATIONAL CHALLENGE

Topaz/Airport Road Service Station Dundrod 150 Qualifying

Wednesday, 08 August 2012

### DETAILED RESULT

National Support / Grade B Superbike Cha



#### Qualifying Classification

Position

**9** **41 Noel PATTERSON**

Behind **13.561**

Best Time **3:44.601** Best Speed **118.628** On **4** Gp **a**

Lap	Elapsed Time	Lap Time	Lap Speed
1	4:54.138	4:54.138	89.056
2	8:41.412	3:47.274	117.233
3	12:26.923	3:45.511	118.149
4	16:11.524	3:44.601	118.628
5	20:00.646	3:49.122	116.287
6	23:53.227	3:52.581	114.558
7	27:41.148	3:47.921	116.900

**10** **56 Daniel COOPER**

Behind **13.595**

Best Time **3:44.635** Best Speed **118.610** On **3** Gp **a**

Lap	Elapsed Time	Lap Time	Lap Speed
1	18:39.150	18:39.150	23.406
2	22:25.814	3:46.664	117.548
3	26:10.449	3:44.635	118.610

**11** **17 Dennis BOOTH**

Behind **13.924**

Best Time **3:44.964** Best Speed **118.437** On **3** Gp **a**

Lap	Elapsed Time	Lap Time	Lap Speed
1	4:31.755	4:31.755	96.391
2	8:21.215	3:49.460	116.116
3	12:06.179	3:44.964	118.437
4	15:52.018	3:45.839	117.978
5	19:41.200	3:49.182	116.257
6	25:19.911	5:38.711	78.663
7	29:10.263	3:50.352	115.666

**12** **19 Kevin STROWGER**

Behind **14.129**

Best Time **3:45.169** Best Speed **118.329** On **3** Gp **a**

Lap	Elapsed Time	Lap Time	Lap Speed
1	4:55.155	4:55.155	88.749
2	8:46.552	3:51.397	115.144
3	12:31.721	3:45.169	118.329
4	16:23.057	3:51.336	115.174
5	22:33.105	6:10.048	72.001
6	26:20.636	3:47.531	117.100

National Support / Grade B Superbike Cha

#### Qualifying Classification

Position

**13** **28 Ivan LINTIN**

Behind **14.905**

Best Time **3:45.945** Best Speed **117.922** On **6** Gp **a**

Lap	Elapsed Time	Lap Time	Lap Speed
1	4:59.641	4:59.641	87.420
2	8:49.395	3:49.754	115.967
3	12:38.216	3:48.821	116.440
4	16:27.232	3:49.016	116.341
5	20:14.139	3:46.907	117.422
6	24:00.084	3:45.945	117.922
7	27:52.537	3:52.453	114.621

**14** **63 Glenn WALKER**

Behind **15.760**

Best Time **3:46.800** Best Speed **117.478** On **2** Gp **a**

Lap	Elapsed Time	Lap Time	Lap Speed
1	4:11.211	4:11.211	104.274
2	7:58.011	3:46.800	117.478
3	11:49.215	3:51.204	115.240

**15** **60 Robert WILSON**

Behind **15.988**

Best Time **3:47.028** Best Speed **117.360** On **6** Gp **a**

Lap	Elapsed Time	Lap Time	Lap Speed
1	5:45.125	5:45.125	75.899
2	9:46.318	4:01.193	110.467
3	13:40.804	3:54.486	113.627
4	17:33.538	3:52.734	114.482
5	21:22.770	3:49.232	116.231
6	25:09.798	3:47.028	117.360
7	28:57.275	3:47.477	117.128

**16** **24 Ryan KNEEN**

Behind **18.751**

Best Time **3:49.791** Best Speed **115.949** On **2** Gp **a**

Lap	Elapsed Time	Lap Time	Lap Speed
1	4:17.788	4:17.788	101.613
2	8:07.579	3:49.791	115.949
3	12:05.878	3:58.299	111.809
4	23:25.171	11:19.293	39.223
5	27:21.169	3:55.998	112.899

# ULSTER GRAND PRIX BIKE WEEK

## NATIONAL CHALLENGE

Topaz/Airport Road Service Station Dundrod 150 Qualifying

Wednesday, 08 August 2012

### DETAILED RESULT

National Support / Grade B Superbike Cha



#### Qualifying Classification

Position

**17** 33 Sam WILSON

Behind 19.853

Best Time 3:50.893 Best Speed 115.395 On 3 Gp a

Lap	Elapsed Time	Lap Time	Lap Speed
1	4:27.630	4:27.630	97.876
2	8:22.367	3:54.737	113.506
3	12:13.260	3:50.893	115.395
4	16:04.388	3:51.128	115.278
5	19:58.655	3:54.267	113.733

**18** 90 Richard McLOUGHLIN

Behind 19.969

Best Time 3:51.009 Best Speed 115.337 On 6 Gp a

Lap	Elapsed Time	Lap Time	Lap Speed
1	4:04.005	4:04.005	107.353
2	7:57.352	3:53.347	114.182
3	11:49.668	3:52.316	114.688
4	15:45.023	3:55.355	113.208
5	19:39.305	3:54.282	113.726
6	23:30.314	3:51.009	115.337
7	27:33.682	4:03.368	109.480

**19** 72 Gareth KEYS

Behind 20.363

Best Time 3:51.403 Best Speed 115.141 On 7 Gp a

Lap	Elapsed Time	Lap Time	Lap Speed
1	4:18.456	4:18.456	101.351
2	8:21.103	4:02.647	109.805
3	12:17.228	3:56.125	112.838
4	16:12.150	3:54.922	113.416
5	20:05.866	3:53.716	114.001
6	23:58.714	3:52.848	114.426
7	27:50.117	3:51.403	115.141

**20** 22 Stephen McILVENNA

Behind 21.673

Best Time 3:52.713 Best Speed 114.493 On 3 Gp a

Lap	Elapsed Time	Lap Time	Lap Speed
1	4:37.558	4:37.558	94.376
2	8:36.790	3:59.232	111.373
3	12:29.503	3:52.713	114.493
4	16:42.840	4:13.337	105.172

National Support / Grade B Superbike Cha

#### Qualifying Classification

Position

**21** 14 Nuno CAETANO

Behind 22.186

Best Time 3:53.226 Best Speed 114.241 On 6 Gp a

Lap	Elapsed Time	Lap Time	Lap Speed
1	5:09.964	5:09.964	84.509
2	9:12.257	4:02.293	109.966
3	13:10.222	3:57.965	111.966
4	17:05.748	3:55.526	113.125
5	21:01.899	3:56.151	112.826
6	24:55.125	3:53.226	114.241
7	28:49.699	3:54.574	113.584

**22** 38 Callum LAIDLAW

Behind 25.820

Best Time 3:56.860 Best Speed 112.488 On 6 Gp a

Lap	Elapsed Time	Lap Time	Lap Speed
1	5:59.529	5:59.529	72.858
2	10:09.421	4:09.892	106.622
3	14:14.535	4:05.114	108.700
4	18:15.333	4:00.798	110.649
5	22:16.372	4:01.039	110.538
6	26:13.232	3:56.860	112.488

**23** 12 Robert McCRUM

Behind 26.684

Best Time 3:57.724 Best Speed 112.079 On 5 Gp a

Lap	Elapsed Time	Lap Time	Lap Speed
1	4:27.461	4:27.461	97.938
2	8:27.869	4:00.408	110.828
3	12:28.587	4:00.718	110.685
4	16:30.273	4:01.686	110.242
5	20:27.997	3:57.724	112.079
6	24:29.787	4:01.790	110.195
7	28:31.095	4:01.308	110.415

**24** 103 Reuben McPHEE

Behind 27.466

Best Time 3:58.506 Best Speed 111.712 On 6 Gp a

Lap	Elapsed Time	Lap Time	Lap Speed
1	7:47.262	7:47.262	56.060
2	11:49.068	4:01.806	110.187
3	15:51.955	4:02.887	109.697
4	19:52.950	4:00.995	110.558
5	23:53.043	4:00.093	110.973
6	27:51.549	3:58.506	111.712

# ULSTER GRAND PRIX BIKE WEEK

## NATIONAL CHALLENGE

Topaz/Airport Road Service Station Dundrod 150 Qualifying

Wednesday, 08 August 2012

### DETAILED RESULT

National Support / Grade B Superbike Cha



#### Qualifying Classification

Position

**25** 88 Gary MILLER

Behind 27.749

Best Time 3:58.789 Best Speed 111.580 On 4 Gp a

Lap	Elapsed Time	Lap Time	Lap Speed
1	10:13.714	10:13.714	42.682
2	14:20.114	4:06.400	108.133
3	18:19.729	3:59.615	111.195
4	22:18.518	3:58.789	111.580
5	26:19.673	4:01.155	110.485

**26** 35 James FORD

Behind 28.081

Best Time 3:59.121 Best Speed 111.425 On 6 Gp a

Lap	Elapsed Time	Lap Time	Lap Speed
1	5:39.726	5:39.726	77.105
2	9:58.756	4:19.030	102.861
3	14:11.478	4:12.722	105.428
4	18:13.844	4:02.366	109.933
5	22:17.025	4:03.181	109.564
6	26:16.146	3:59.121	111.425

**27** 9 Adrian HODSON

Behind 28.258

Best Time 3:59.298 Best Speed 111.342 On 7 Gp a

Lap	Elapsed Time	Lap Time	Lap Speed
1	5:04.862	5:04.862	85.923
2	9:15.588	4:10.726	106.267
3	13:18.768	4:03.180	109.565
4	17:19.408	4:00.640	110.721
5	21:21.639	4:02.231	109.994
6	25:21.931	4:00.292	110.882
7	29:21.229	3:59.298	111.342

**28** 82 Olin HANAK

Behind 29.540

Best Time 4:00.580 Best Speed 110.749 On 2 Gp a

Lap	Elapsed Time	Lap Time	Lap Speed
1	7:08.481	7:08.481	61.134
2	11:09.061	4:00.580	110.749
3	15:12.456	4:03.395	109.468
4	19:13.772	4:01.316	110.411
5	23:20.881	4:07.109	107.823
6	27:25.364	4:04.483	108.981

National Support / Grade B Superbike Cha

#### Qualifying Classification

Position

**29** 18 Adrian LOGUE

Behind 29.578

Best Time 4:00.618 Best Speed 110.731 On 6 Gp a

Lap	Elapsed Time	Lap Time	Lap Speed
1	5:16.198	5:16.198	82.843
2	9:32.443	4:16.245	103.978
3	13:44.923	4:12.480	105.529
4	17:56.900	4:11.977	105.740
5	22:10.503	4:13.603	105.062
6	26:11.121	4:00.618	110.731

**30** 7 Bernard DALY

Behind 29.649

Best Time 4:00.689 Best Speed 110.699 On 7 Gp a

Lap	Elapsed Time	Lap Time	Lap Speed
1	4:34.096	4:34.096	95.568
2	8:41.051	4:06.955	107.890
3	12:46.458	4:05.407	108.570
4	16:50.381	4:03.923	109.231
5	20:53.602	4:03.221	109.546
6	24:56.463	4:02.861	109.709
7	28:57.152	4:00.689	110.699

**31** 93 Steven BLOOMER

Behind 29.712

Best Time 4:00.752 Best Speed 110.670 On 5 Gp a

Lap	Elapsed Time	Lap Time	Lap Speed
1	4:14.583	4:14.583	102.892
2	8:22.175	4:07.592	107.612
3	12:27.408	4:05.233	108.648
4	16:32.186	4:04.778	108.849
5	20:32.938	4:00.752	110.670
6	24:38.479	4:05.541	108.511
7	28:41.668	4:03.189	109.561

**32** 40 Marc McCULLOUGH

Behind 30.538

Best Time 4:01.578 Best Speed 110.291 On 4 Gp a

Lap	Elapsed Time	Lap Time	Lap Speed
1	5:36.160	5:36.160	77.923
2	9:40.498	4:04.338	109.046
3	13:43.614	4:03.116	109.594
4	17:45.192	4:01.578	110.291
5	21:51.122	4:05.930	108.340



# ULSTER GRAND PRIX BIKE WEEK

## NATIONAL CHALLENGE

Topaz/Airport Road Service Station Dundrod 150 Qualifying

Wednesday, 08 August 2012

### DETAILED RESULT

National Support / Grade B Superbike Cha



#### Qualifying Classification

Position

**33** 21 George SCOTT

Behind 31.302

Best Time 4:02.342 Best Speed 109.944 On 6 Gp a

Lap	Elapsed Time	Lap Time	Lap Speed
1	5:07.645	5:07.645	85.146
2	9:20.958	4:13.313	105.182
3	13:30.863	4:09.905	106.616
4	17:36.401	4:05.538	108.513
5	21:41.562	4:05.161	108.679
6	25:43.904	4:02.342	109.944
7	29:48.215	4:04.311	109.058

**34** 10 Jonny IRWIN

Behind 31.483

Best Time 4:02.523 Best Speed 109.862 On 7 Gp a

Lap	Elapsed Time	Lap Time	Lap Speed
1	4:46.909	4:46.909	91.300
2	9:03.104	4:16.195	103.999
3	13:18.637	4:15.533	104.268
4	17:27.865	4:09.228	106.906
5	21:33.264	4:05.399	108.574
6	25:38.785	4:05.521	108.520
7	29:41.308	4:02.523	109.862

**35** 62 Damian HORAN

Behind 32.264

Best Time 4:03.304 Best Speed 109.509 On 3 Gp a

Lap	Elapsed Time	Lap Time	Lap Speed
1	5:10.837	5:10.837	84.271
2	9:18.784	4:07.947	107.458
3	13:22.088	4:03.304	109.509

**36** 77 Dave WALSH

Behind 34.869

Best Time 4:05.909 Best Speed 108.349 On 6 Gp a

Lap	Elapsed Time	Lap Time	Lap Speed
1	5:22.323	5:22.323	81.268
2	9:35.578	4:13.255	105.206
3	13:48.514	4:12.936	105.339
4	17:57.363	4:08.849	107.069
5	22:11.232	4:13.869	104.952
6	26:17.141	4:05.909	108.349

National Support / Grade B Superbike Cha

#### Qualifying Classification

Position

**37** 25 Paddy WOODSIDE

Behind 34.933

Best Time 4:05.973 Best Speed 108.321 On 5 Gp a

Lap	Elapsed Time	Lap Time	Lap Speed
1	5:38.260	5:38.260	77.439
2	9:58.332	4:20.072	102.448
3	14:14.396	4:16.064	104.052
4	18:22.685	4:08.289	107.310
5	22:28.658	4:05.973	108.321
6	26:35.078	4:06.420	108.124

**38** 43 Sandy BERWICK

Behind 37.054

Best Time 4:08.094 Best Speed 107.395 On 4 Gp a

Lap	Elapsed Time	Lap Time	Lap Speed
1	5:39.551	5:39.551	77.145
2	9:57.016	4:17.465	103.486
3	14:10.471	4:13.455	105.123
4	18:18.565	4:08.094	107.395
5	22:34.041	4:15.476	104.291
6	29:04.638	6:30.597	68.213

**39** 53 Wolfgang SCHUSTER

Behind 37.773

Best Time 4:08.813 Best Speed 107.084 On 5 Gp a

Lap	Elapsed Time	Lap Time	Lap Speed
1	5:47.949	5:47.949	75.283
2	10:14.698	4:26.749	99.884
3	14:30.374	4:15.676	104.210
4	18:42.821	4:12.447	105.543
5	22:51.634	4:08.813	107.084
6	27:01.552	4:09.918	106.611

**40** 46 Andrew TAYLOR

Behind 38.265

Best Time 4:09.305 Best Speed 106.873 On 4 Gp a

Lap	Elapsed Time	Lap Time	Lap Speed
1	5:09.215	5:09.215	84.713
2	9:22.972	4:13.757	104.998
3	13:36.376	4:13.404	105.144
4	17:45.681	4:09.305	106.873
5	21:58.554	4:12.873	105.365
6	26:10.394	4:11.840	105.797

# ULSTER GRAND PRIX BIKE WEEK

## NATIONAL CHALLENGE

Topaz/Airport Road Service Station Dundrod 150 Qualifying

Wednesday, 08 August 2012

### DETAILED RESULT

National Support / Grade B Superbike Cha



#### Qualifying Classification

Position

**41** 61 Noel BOYD

Behind 38.650

Best Time 4:09.690 Best Speed 106.708 On 2 Gp a

Lap	Elapsed Time	Lap Time	Lap Speed
1	4:44.964	4:44.964	91.923
2	8:54.654	4:09.690	106.708
3	13:05.808	4:11.154	106.086

**42** 85 Martin SUCHACEK

Behind 39.776

Best Time 4:10.816 Best Speed 106.229 On 3 Gp a

Lap	Elapsed Time	Lap Time	Lap Speed
1	5:52.988	5:52.988	74.208
2	10:09.652	4:16.664	103.809
3	14:20.468	4:10.816	106.229
4	18:32.689	4:12.221	105.637
5	22:46.852	4:14.163	104.830
6	26:58.085	4:11.233	106.053

**43** 26 Stephen WILSON

Behind 41.176

Best Time 4:12.216 Best Speed 105.639 On 6 Gp a

Lap	Elapsed Time	Lap Time	Lap Speed
1	4:52.584	4:52.584	89.529
2	9:17.874	4:25.290	100.433
3	13:43.466	4:25.592	100.319
4	18:04.167	4:20.701	102.201
5	22:23.954	4:19.787	102.561
6	26:36.170	4:12.216	105.639

**44** 16 Rodney LITTLE

Behind 41.437

Best Time 4:12.477 Best Speed 105.530 On 6 Gp a

Lap	Elapsed Time	Lap Time	Lap Speed
1	4:58.803	4:58.803	87.665
2	9:19.360	4:20.557	102.258
3	13:39.016	4:19.656	102.613
4	17:56.674	4:17.658	103.408
5	22:13.260	4:16.586	103.840
6	26:25.737	4:12.477	105.530

National Support / Grade B Superbike Cha

#### Qualifying Classification

Position

**45** 49 Matt COLE

Behind 41.460

Best Time 4:12.500 Best Speed 105.521 On 4 Gp a

Lap	Elapsed Time	Lap Time	Lap Speed
1	5:04.365	5:04.365	86.063
2	9:22.872	4:18.507	103.069
3	13:39.371	4:16.499	103.875
4	17:51.871	4:12.500	105.521
5	23:06.030	5:14.159	84.810
6	30:06.537	7:00.507	63.362

**46** 39 Paul LAWSON

Behind 42.644

Best Time 4:13.684 Best Speed 105.028 On 2 Gp a

Lap	Elapsed Time	Lap Time	Lap Speed
1	5:10.610	5:10.610	84.333
2	9:24.294	4:13.684	105.028
3	13:40.704	4:16.410	103.912
4	17:55.420	4:14.716	104.603
5	22:10.328	4:14.908	104.524
6	26:25.095	4:14.767	104.582

**47** 54 Johnny McCAY

Behind 43.399

Best Time 4:14.439 Best Speed 104.716 On 6 Gp a

Lap	Elapsed Time	Lap Time	Lap Speed
1	4:59.541	4:59.541	87.449
2	9:19.751	4:20.210	102.394
3	13:39.670	4:19.919	102.509
4	17:55.825	4:16.155	104.015
5	22:10.981	4:15.156	104.422
6	26:25.420	4:14.439	104.716

**48** 20 Gary McAVOY

Behind 45.695

Best Time 4:16.735 Best Speed 103.780 On 5 Gp a

Lap	Elapsed Time	Lap Time	Lap Speed
1	5:37.767	5:37.767	77.553
2	10:00.421	4:22.654	101.441
3	14:19.874	4:19.453	102.693
4	18:40.182	4:20.308	102.356
5	22:56.917	4:16.735	103.780
6	27:15.541	4:18.624	103.022

# ULSTER GRAND PRIX BIKE WEEK

## NATIONAL CHALLENGE

Topaz/Airport Road Service Station Dundrod 150 Qualifying

Wednesday, 08 August 2012

### DETAILED RESULT

National Support / Grade B Superbike Cha



#### Qualifying Classification

Position

**49** 91 Dave COUGHLAN

Behind 45.849

Best Time 4:16.889 Best Speed 103.718 On 4 Gp a

Lap	Elapsed Time	Lap Time	Lap Speed
1	5:47.831	5:47.831	75.309
2	10:33.180	4:45.349	93.373
3	14:56.067	4:22.887	101.351
4	19:12.956	4:16.889	103.718
5	23:32.105	4:19.149	102.813

**50** 1 Bryan HARDING

Behind 47.297

Best Time 4:18.337 Best Speed 103.136 On 6 Gp a

Lap	Elapsed Time	Lap Time	Lap Speed
1	5:32.333	5:32.333	78.821
2	9:56.893	4:24.560	100.710
3	14:19.406	4:22.513	101.496
4	18:38.052	4:18.646	103.013
5	22:57.397	4:19.345	102.736
6	27:15.734	4:18.337	103.136

**51** 66 Roy SCOTT

Behind 49.753

Best Time 4:20.793 Best Speed 102.165 On 4 Gp a

Lap	Elapsed Time	Lap Time	Lap Speed
1	5:12.884	5:12.884	83.720
2	9:34.626	4:21.742	101.795
3	13:56.605	4:21.979	101.703
4	18:17.398	4:20.793	102.165

**52** 73 William HARA

Behind 50.373

Best Time 4:21.413 Best Speed 101.923 On 3 Gp a

Lap	Elapsed Time	Lap Time	Lap Speed
1	5:41.124	5:41.124	76.789
2	10:09.302	4:28.178	99.352
3	14:30.715	4:21.413	101.923

National Support / Grade B Superbike Cha

#### Qualifying Classification

Position

**53** 69 Ronnie SCOTT

Behind 50.687

Best Time 4:21.727 Best Speed 101.801 On 6 Gp a

Lap	Elapsed Time	Lap Time	Lap Speed
1	5:38.588	5:38.588	77.364
2	10:10.315	4:31.727	98.054
3	14:37.207	4:26.892	99.830
4	19:03.739	4:26.532	99.965
5	23:27.786	4:24.047	100.906
6	27:49.513	4:21.727	101.801

**54** 92 Michael LARKIN

Behind 54.018

Best Time 4:25.058 Best Speed 100.521 On 6 Gp a

Lap	Elapsed Time	Lap Time	Lap Speed
1	5:07.592	5:07.592	85.160
2	10:40.652	5:33.060	79.997
3	15:08.752	4:28.100	99.381
4	19:34.689	4:25.937	100.189
5	24:00.330	4:25.641	100.301
6	28:25.388	4:25.058	100.521

**55** 4 Trevor REID

Behind 54.340

Best Time 4:25.380 Best Speed 100.399 On 4 Gp a

Lap	Elapsed Time	Lap Time	Lap Speed
1	5:00.636	5:00.636	87.131
2	9:30.778	4:30.142	98.629
3	14:03.448	4:32.670	97.715
4	18:28.828	4:25.380	100.399

**56** 50 Anthony AMBLER

Behind 54.787

Best Time 4:25.827 Best Speed 100.230 On 5 Gp a

Lap	Elapsed Time	Lap Time	Lap Speed
1	5:38.847	5:38.847	77.305
2	10:21.267	4:42.420	94.342
3	14:49.818	4:28.551	99.214
4	19:17.240	4:27.422	99.633
5	23:43.067	4:25.827	100.230
6	28:09.110	4:26.043	100.149

# ULSTER GRAND PRIX BIKE WEEK

## NATIONAL CHALLENGE

Topaz/Airport Road Service Station Dundrod 150 Qualifying

Wednesday, 08 August 2012

### DETAILED RESULT

National Support / Grade B Superbike Cha



#### Qualifying Classification

Position

**57** 100 Timmy TURTLE

Behind 57.356

Best Time 4:28.396 Best Speed 99.271 On 6 Gp a

Lap	Elapsed Time	Lap Time	Lap Speed
1	5:18.937	5:18.937	82.131
2	9:51.141	4:32.204	97.882
3	14:24.157	4:33.016	97.591
4	18:59.103	4:34.946	96.906
5	23:28.628	4:29.525	98.855
6	27:57.024	4:28.396	99.271

**58** 51 Liam CROTTY

Behind 57.526

Best Time 4:28.566 Best Speed 99.208 On 4 Gp a

Lap	Elapsed Time	Lap Time	Lap Speed
1	4:52.207	4:52.207	89.644
2	9:22.796	4:30.589	98.467
3	13:53.830	4:31.034	98.305
4	18:22.396	4:28.566	99.208
5	22:52.778	4:30.382	98.542
6	27:21.757	4:28.979	99.056

**59** 108 Noel MURPHY

Behind 57.761

Best Time 4:28.801 Best Speed 99.122 On 6 Gp a

Lap	Elapsed Time	Lap Time	Lap Speed
1	5:12.774	5:12.774	83.750
2	9:49.220	4:36.446	96.380
3	14:24.092	4:34.872	96.932
4	19:00.450	4:36.358	96.411
5	23:31.344	4:30.894	98.356
6	28:00.145	4:28.801	99.122

**60** 5 Stephen BEATTIE

Behind 58.375

Best Time 4:29.415 Best Speed 98.896 On 5 Gp a

Lap	Elapsed Time	Lap Time	Lap Speed
1	4:51.954	4:51.954	89.722
2	9:30.644	4:38.690	95.604
3	14:19.225	4:48.581	92.327
4	24:16.670	9:57.445	44.597
5	28:46.085	4:29.415	98.896

National Support / Grade B Superbike Cha

#### Qualifying Classification

Position

**61** 58 Davide ANSALDI

Behind 1:00.230

Best Time 4:31.270 Best Speed 98.219 On 5 Gp a

Lap	Elapsed Time	Lap Time	Lap Speed
1	5:38.094	5:38.094	77.478
2	10:21.043	4:42.949	94.165
3	14:53.388	4:32.345	97.832
4	19:25.992	4:32.604	97.739
5	23:57.262	4:31.270	98.219
6	28:30.783	4:33.521	97.411

**62** 80 Peter SIMPSON

Behind 1:02.891

Best Time 4:33.931 Best Speed 97.265 On 2 Gp a

Lap	Elapsed Time	Lap Time	Lap Speed
1	5:10.532	5:10.532	84.354
2	9:44.463	4:33.931	97.265

**63** 79 John McALLISTER

Behind 1:05.652

Best Time 4:36.692 Best Speed 96.295 On 5 Gp a

Lap	Elapsed Time	Lap Time	Lap Speed
1	5:40.576	5:40.576	76.913
2	10:29.793	4:49.217	92.124
3	15:13.487	4:43.694	93.918
4	19:52.906	4:39.419	95.355
5	24:29.598	4:36.692	96.295
6	29:07.835	4:38.237	95.760

**64** 2 Mark WADDELL

Behind 1:10.667

Best Time 4:41.707 Best Speed 94.580 On 2 Gp a

Lap	Elapsed Time	Lap Time	Lap Speed
1	6:14.148	6:14.148	70.012
2	10:55.855	4:41.707	94.580

**65** 32 Aaron BOYD

Behind 1:18.547

Best Time 4:49.587 Best Speed 92.007 On 6 Gp a

Lap	Elapsed Time	Lap Time	Lap Speed
1	5:37.571	5:37.571	77.598
2	10:29.222	4:51.651	91.356
3	15:19.481	4:50.259	91.794
4	20:14.579	4:55.098	90.289
5	25:09.841	4:55.262	90.238
6	29:59.428	4:49.587	92.007

# ULSTER GRAND PRIX BIKE WEEK

## NATIONAL CHALLENGE

Topaz/Airport Road Service Station Dundrod 150 Qualifying

Wednesday, 08 August 2012

## DETAILED RESULT

National Support / Grade B Superbike Cha



### Qualifying Classification

Position

**66** 6 Paul SIMPSON

Behind 3:09.395

Best Time 6:40.435 Best Speed 66.538 On 1 Gp a

Lap	Elapsed Time	Lap Time	Lap Speed
1	6:40.435	6:40.435	65.416



Speed TrapDundrod National Challenge 1st Practice Restart

No.	Name	Lap 1	Lap 2	Lap 3	Lap 4	Lap 5	Lap 6	Lap 7
2	Mark WADDELL	136						
4	Trevor REID			142				
6	Paul SIMPSON	156						
7	Bernard DALY	173	172			166	174	170
9	Adrian HODSON		153				162	159
10	Jonny IRWIN		164			165		
11	Rob BARBER	185	186					
12	Robert McCRUM		169			164		
14	Nuno CAETANO		162				162	
15	Dean HARRISON	175		186		183	183	
17	Dennis BOOTH	175	172					
18	Adrian LOGUE			153		162		
19	Kevin STROWGER		159				166	
20	Gary McAVOY	150	156			157		
21	George SCOTT					154		
22	Stephen McILVENNA	155	153					
24	Ryan KNEEN	166	166				168	
25	Paddy WOODSIDE			166		159	163	
26	Stephen WILSON					158	172	
28	Ivan LINTIN		170	167	133	166		
32	Aaron BOYD				139			140
38	Callum LAIDLAW			163				
39	Paul LAWSON					151		
40	Marc McCULLOUGH		170					
41	Noel PATTERSON		173				172	
43	Sandy BERWICK	170					141	
46	Andrew TAYLOR			149				
48	David MULLIGAN	164				141		166
49	Matt COLE			157		157		135
50	Anthony AMBLER				135	138	138	
52	Russ MOUNTFORD		152			171	183	
53	Wolfgang SCHUSTER		170		144	147	143	
56	Daniel COOPER				127			
57	Lee JOHNSTON		176			172	172	
58	Davide ANSALDI					137		
60	Joe BROPHY	163					160	
61	Noel BOYD	155						
62	Damian HORAN		144					
63	Glenn WALKER	175						
65	Michael SWEENEY			183		182	186	
66	Roy SCOTT			149				
69	Ronnie SCOTT				134	137		
72	Gareth KEYS		162					
75	William DAVISON				180	176		
77	Dave WALSH			158		156		
79	John McALLISTER				135	136		
82	Olin HANAK	157	158		152	141		
85	Martin SUCHACEK	156				156	155	
87	Alan BONNER	168			172			141
88	Gary MILLER	136				160	153	
90	Richard McLOUGHLIN	172	157					
91	Dave COUGHLAN		138		129			
92	Michael LARKIN	133	146			144		
93	Steven BLOOMER	163				169	171	
108	Noel MURPHY		131					

McKINSTRY SKIP HIRE ULSTER GRAND PRIX

NATIONAL / CHALLENGE

Dundrod 7.401 Miles

Race 1 - Supreme Fuel & Tyres Dundrod 150 National

09/08/2012 15:00

Race (5 Laps)

**RACE 1 - NATIONAL Page 1 of 2**

											14
											13
											12
		C		B		A					11
			1		91				20		11
	D			C		B		A			10
			39		49			16			10
		C		B		A					9
			26		85		61		46		9
	D			C		B		A			8
			53		43			25			8
		C		B		A					7
			77		62		10		21	B	7
	D			C		B		A			6
											6
		C		B		A					5
			7		18			82			5
	D			C		B		A			4
			9		35			88			4
		C		B		A					3
			38		14		72		90		3
	D			C		B		A			2
			33		24			28			2
		C		B		A					1
			56		52		57		15	A	1
	D			C		B		A			1
								POLE POSITION			



McKINSTRY SKIP HIRE ULSTER GRAND PRIX

NATIONAL / CHALLENGE

Dundrod 7.401 Miles

Race 1 - Supreme Fuel & Tyres Dundrod 150 National

09/08/2012 15:00

Race (5 Laps)

## RACE 1 - NATIONAL Page 2 of 2

80	32	2	79	6	
D	C	B	A	A	19
58	51	50	5	4	
C	C	B	B	A	18
69	92	73	66	108	
C	D	B	A	A	17
66			66	66	
A			A	A	16
66			66	66	
A			A	A	15

