



ULSTER GRAND PRIX BIKE WEEK
Wednesday 8th – Saturday 11th August 2012

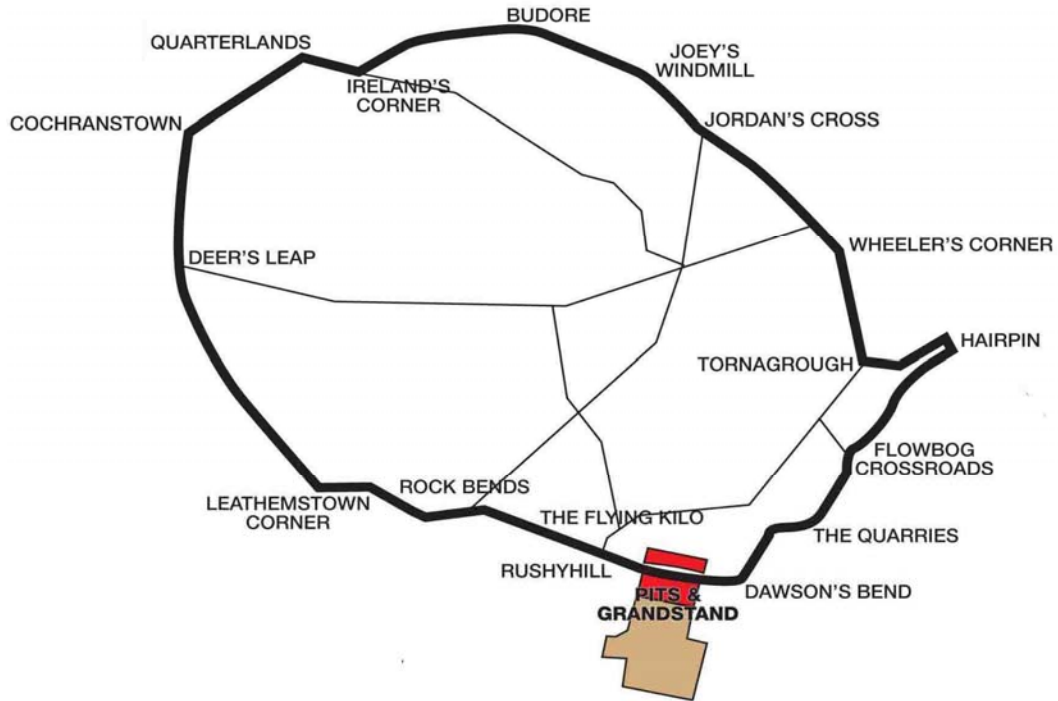
promoted by
Dundrod & District Motorcycle Club
www.ulstergrandprix.net



TOPAZ / AIRPORT ROAD SERVICE STATION
DUNDROD 150 SUPERBIKE



Dundrod Circuit 7.401 miles



LAP RECORDS

Class	Name	Machine	m s	mph	Year
125cc	William Dunlop	Honda	3 55.017	113.370	2009
250cc	Darran Lindsay	Honda	3 38.634	121.866	2006
400cc	Jason Griffiths	Yamaha 400	3 58.43	111.748	2003
Moto 450	Paul Owen	Yamaha	4 36.889	96.226	2011
Supertwins	Ryan Farquhar	Kawasaki 650	3 48.345	116.683	2010
Supersport	Michael Dunlop	Yamaha	3 27.187	128.599	2010
Superstock	Ian Hutchinson	Honda	3 21.599	132.163	2010
Superbike	Bruce Anstey (NZ)	Suzuki	3 18.870	133.977	2010
Challenge 1000cc	Dave Johnson (AUS)	Yamaha	3 29.643	127.092	2010
National 750cc	Michal Dokoupil (CZE)	Kawasaki 600	3 39.625	121.316	2009

MOST WINS at the ULSTER GP

Joey Dunlop	24	1979 - 99
Ian Lougher	17	1998 - 11
Phillip McCallen	14	1991 - 96
Brian Reid	9	1983 - 92
Robert Dunlop	9	1990 - 03
Ryan Farquhar	8	2002 - 11

MOST WINS at the DUNDROD 150

Joey Dunlop	24	1976 - 94
Bob Jackson	11	1981 - 98
Ray McCullough	10	1965 - 82
Brian Reid	8	1984 - 93
Robert Dunlop	8	1984 - 07
Denis McCullough	7	1989 - 00

ALL TIME IRISH ROAD RACE WINNERS (after the Armoy Road Race 2012)

Most Wins at All Irish Road Race Meetings

1. Ryan Farquhar	197	1995-12
2. Joey Dunlop	156	1971-00
3. Robert Dunlop	135	1980-08
4. Ray McCullough	109	1960-82
Phillip McCallen	109	1987-99
6. Brian Reid	78	1980-94
7. William Dunlop	76	2005-12
8. Darran Lindsay	75	1999-06
9. James Courtney	66	1992-99
10. Adrian Archibald	64	1994-06

ULSTER GRAND PRIX BIKE WEEK

SUPERBIKE

Topaz/Airport Road Service Station Dundrod 150 Qualifying


Wednesday, 08 August 2012



Pos	Class	No	Name	Machine / Sponsor	Time	Best Lap		On	Laps
						Behind	Speed		
1	SBK	10	Conor CUMMINS	Suzuki - Tyco Suzuki by TAS Racing	3:25.858		129.429	8	9
2	SBK	9	Michael DUNLOP	Honda - Hunts/McAdoo Racing	3:26.536	0.678	129.004	8	8
3	SBK	7	Guy MARTIN	Suzuki - Tyco Suzuki by TAS Racing	3:26.626	0.768	128.948	5	9
4	SBK	5	Bruce ANSTEY	Honda - Padgett's MMCG Racing	3:26.848	0.990	128.809	9	9
5	SBK	6	William DUNLOP	Honda - Wilson Craig Racing	3:26.904	1.046	128.775	10	10
6	SBK	29	Gary JOHNSON	Honda - Padgett's MMCG Racing	3:28.047	2.189	128.067	5	8
7	SBK	26	Stephen THOMPSON	BMW - Taylor Lindsey	3:29.521	3.663	127.166	9	9
8	SBK	1	Ian LOUGHER	Kawasaki - ILR Kawasaki	3:30.220	4.362	126.743	6	9
9	SBK	13	Adrian ARCHIBALD	Kawasaki - AMA Racing	3:30.656	4.798	126.481	6	9
10	SBK	36	Michael PEARSON	Honda - MPRSC/Richard Rawson	3:30.714	4.856	126.446	6	8
11	SBK	15	Dean HARRISON	Kawasaki - Team RC express Racing	3:33.005	7.147	125.086	8	9
12	SBK	11	Rob BARBER	BMW	3:34.508	8.650	124.210	4	8
13	SBK	2	Dan KNEEN	Suzuki - Marks Bloom Racing	3:34.533	8.675	124.195	7	9
14	SBK	30	Paul SHOESMITH	BMW - Ice Valley Motorsave BMW	3:35.175	9.317	123.825	6	8
15	SBK	57	Lee JOHNSTON	Ducati - Millsport Racing Ducati	3:35.332	9.474	123.734	7	8
16	SBK	16	John BURROWS	Suzuki - Cookstown BE Racing	3:35.396	9.538	123.698	6	7
17	SBK	65	Michael SWEENEY	BMW - MJR Racing	3:35.701	9.843	123.523	7	9
18	SBK	71	Davy MORGAN	Suzuki - Strangford Holiday Park	3:36.005	10.147	123.349	6	7
19	SBK	18	Lee VERNON	BMW	3:36.543	10.685	123.042	9	9
20	SBK	21	Alan CONNOR	Suzuki - Connor Racing	3:37.197	11.339	122.672	6	7
21	SBK	61	John WALSH	Honda	3:37.206	11.348	122.667	8	8
22	SBK	56	Daniel COOPER	Honda - Centurion Racing	3:37.309	11.451	122.609	5	9
23	SBK	98	Paul OWEN	Honda - WeTrackBikes.co.uk	3:37.920	12.062	122.265	5	8
24	SBK	66	Brian McCORMACK	Honda - CD Racing	3:38.631	12.773	121.867	5	8
25	SBK	20	Denver ROBB	Suzuki - D.R. Racing	3:38.774	12.916	121.788	6	7
26	SBK	96	Ben WYLIE	BMW - Wylie Racing / Per Cup Coffee	3:39.210	13.352	121.545	9	9
27	SBK	28	Jamie HAMILTON	Kawasaki - KMR Kawasaki	3:39.962	14.104	121.130	6	9
28	SBK	52	Russ MOUNTFORD	Honda - SHR	3:40.162	14.304	121.020	7	9
29	SBK	75	William DAVISON	Honda - Hill Contracts	3:40.439	14.581	120.868	5	7
30	SBK	53	Mark PARRETT	BMW - C & C Ltd. Mark Parrett Racing	3:40.825	14.967	120.656	7	7
31	SBK	31	John TATTERSALL	Suzuki - Tattersall Racing	3:41.464	15.606	120.308	6	7
32	SBK	54	Ivan SHANLEY	Suzuki - Raymond Lilley Electrical	3:41.767	15.909	120.144	6	7
33	SBK	24	Shaun ANDERSON	Suzuki - Team GAS Racing	3:42.349	16.491	119.829	5	6
34	SBK	44	Fabrice MIGUET	Kawasaki	3:42.469	16.611	119.765	6	8
35	SBK	17	Dennis BOOTH	Suzuki	3:42.675	16.817	119.654	6	9
36	SBK	58	Paul CRANSTON	Suzuki	3:42.943	17.085	119.510	9	9
37	SBK	32	Neil GREGORY	Honda - Trickbits/FBM/SNC Scaffolding	3:43.874	18.016	119.013	8	8
38	SBK	41	Noel PATTERSON	Yamaha	3:44.152	18.294	118.866	8	9
39	SBK	60	Robert WILSON	Kawasaki - Taylor Lindsey	3:44.170	18.312	118.856	5	9
40	SBK	87	Alan BONNER	Honda	3:44.811	18.953	118.517	5	5
41	SBK	69	Dave WOOLAMS	Honda - Wooly's Autos	3:45.471	19.613	118.170	6	9
42	SBK	14	Nuno CAETANO	Kawasaki - KS Team of Portugal	3:45.603	19.745	118.101	9	9
43	SBK	19	Kevin STROWGER	Suzuki	3:47.541	21.683	117.095	5	7
44	SBK	27	Daniel JANSEN	BMW - New Zealand M/cycle Adventures	3:47.852	21.994	116.935	7	9
45	SBK	51	Dave HEWSON	Kawasaki - David Hewson Ltd	3:48.347	22.489	116.682	4	4
46	SBK	63	Glenn WALKER	Yamaha	3:49.495	23.637	116.098	5	7
47	SBK	40	Marc McCULLOUGH	Yamaha - Kingswell Haulage	3:56.919	31.061	112.460	5	7
48	SBK	25	Paddy WOODSIDE	Suzuki	4:01.678	35.820	110.246	7	8
49	SBK	22	Paul DUCKETT	Honda	4:02.333	36.475	109.948	7	7
50	SBK	46	Andrew TAYLOR	BMW	4:04.103	38.245	109.150	6	8
51	SBK	12	Robert McCURUM	Yamaha	4:04.182	38.324	109.115	4	7
52	SBK	77	Ryan FARQUHAR	Kawasaki - KMR Kawasaki	4:05.257	39.399	108.637	1	1
53	SBK	37	Daniel CRUIKSHANK	Suzuki	4:10.124	44.266	106.523	4	5
54	SBK	42	Garth WOODS	Honda - Zeus Products/AMB Compressors	5:54.159	2:28.301	75.232	1	1

Provisional result to be confirmed by the Stewards of the Meeting subject to completion of technical inspections & the time limit for protests

Page 1 / 1

Circuit	Dundrod	Signed		Organising Club	Dundrod & District MCC
Length(miles)	7.4011 Lap 1 (7.2763)		Chief Timekeeper	Qualifying Started	17:48
Weather	Sunny, 16°C, 72%RH	Issued At:	18:49		
Track	Dry				



MCUI Ulster
Centre Timing
powered by
e-Laps timing software

www.elaps-timing.com



ULSTER GRAND PRIX BIKE WEEK

SUPERBIKE

Topaz/Airport Road Service Station Dundrod 150 Qualifying

Wednesday, 08 August 2012

DETAILED RESULT

Topaz/Airport Road Service Station Superk

Topaz/Airport Road Service Station Superk



Qualifying Classification

Position

1 10 Conor CUMMINS

Behind

Best Time **3:25.858** Best Speed **129.429** On **8** Gp **a**

Lap	Elapsed Time	Lap Time	Lap Speed
1	3:52.770	3:52.770	112.535
2	7:52.931	4:00.161	110.942
3	31:16.971	23:24.040	18.977
4	34:47.013	3:30.042	126.851
5	38:16.968	3:29.955	126.903
6	41:56.773	3:39.805	121.216
7	48:20.089	6:23.316	69.509
8	51:45.947	3:25.858	129.429
9	55:18.136	3:32.189	125.567

2 9 Michael DUNLOP

Behind **0.678**

Best Time **3:26.536** Best Speed **129.004** On **8** Gp **a**

Lap	Elapsed Time	Lap Time	Lap Speed
1	5:30.921	5:30.921	79.157
2	31:04.106	25:33.185	17.378
3	34:34.802	3:30.696	126.457
4	38:02.291	3:27.489	128.411
5	43:02.438	5:00.147	88.770
6	46:33.088	3:30.650	126.485
7	50:01.035	3:27.947	128.129
8	53:27.571	3:26.536	129.004

3 7 Guy MARTIN

Behind **0.768**

Best Time **3:26.626** Best Speed **128.948** On **5** Gp **a**

Lap	Elapsed Time	Lap Time	Lap Speed
1	3:43.337	3:43.337	117.288
2	7:51.432	4:08.095	107.394
3	33:16.446	25:25.014	17.471
4	36:48.581	3:32.135	125.599
5	40:15.207	3:26.626	128.948
6	43:42.125	3:26.918	128.766
7	47:10.032	3:27.907	128.153
8	50:38.782	3:28.750	127.636
9	54:05.930	3:27.148	128.623

Qualifying Classification

Position

4 5 Bruce ANSTEY

Behind **0.990**

Best Time **3:26.848** Best Speed **128.809** On **9** Gp **a**

Lap	Elapsed Time	Lap Time	Lap Speed
1	4:23.620	4:23.620	99.365
2	9:47.497	5:23.877	82.266
3	31:41.045	21:53.548	20.284
4	35:21.122	3:40.077	121.067
5	38:57.786	3:36.664	122.974
6	42:27.930	3:30.144	126.789
7	46:05.206	3:37.276	122.627
8	52:16.812	6:11.606	71.699
9	55:43.660	3:26.848	128.809

5 6 William DUNLOP

Behind **1.046**

Best Time **3:26.904** Best Speed **128.775** On **10** Gp **a**

Lap	Elapsed Time	Lap Time	Lap Speed
1	3:52.640	3:52.640	112.597
2	8:02.872	4:10.232	106.477
3	31:02.759	22:59.887	19.309
4	34:33.263	3:30.504	126.572
5	38:01.533	3:28.270	127.930
6	41:49.052	3:47.519	117.107
7	45:20.338	3:31.286	126.104
8	48:49.706	3:29.368	127.259
9	52:16.665	3:26.959	128.740
10	55:43.569	3:26.904	128.775

6 29 Gary JOHNSON

Behind **2.189**

Best Time **3:28.047** Best Speed **128.067** On **5** Gp **a**

Lap	Elapsed Time	Lap Time	Lap Speed
1	3:49.836	3:49.836	113.971
2	7:54.357	4:04.521	108.964
3	31:35.622	23:41.265	18.747
4	35:04.665	3:29.043	127.457
5	38:32.712	3:28.047	128.067
6	42:01.060	3:28.348	127.882
7	45:37.563	3:36.503	123.065
8	52:56.728	7:19.165	60.670

ULSTER GRAND PRIX BIKE WEEK

SUPERBIKE

Topaz/Airport Road Service Station Dundrod 150 Qualifying

Wednesday, 08 August 2012

DETAILED RESULT

Topaz/Airport Road Service Station Superk

Qualifying Classification

Position

7 26 Stephen THOMPSON

Behind 3.663

Best Time 3:29.521 Best Speed 127.166 On 9 Gp a

Lap	Elapsed Time	Lap Time	Lap Speed
1	3:59.137	3:59.137	109.538
2	8:32.361	4:33.224	97.517
3	31:03.668	22:31.307	19.717
4	34:37.934	3:34.266	124.350
5	38:08.892	3:30.958	126.300
6	41:50.733	3:41.841	120.104
7	47:12.988	5:22.255	82.680
8	50:42.562	3:29.574	127.134
9	54:12.083	3:29.521	127.166

8 1 Ian LOUGHER

Behind 4.362

Best Time 3:30.220 Best Speed 126.743 On 6 Gp a

Lap	Elapsed Time	Lap Time	Lap Speed
1	3:53.180	3:53.180	112.337
2	7:59.800	4:06.620	108.036
3	31:17.391	23:17.591	19.064
4	34:47.762	3:30.371	126.652
5	38:19.076	3:31.314	126.087
6	41:49.296	3:30.220	126.743
7	45:20.046	3:30.750	126.424
8	51:18.081	5:58.035	74.417
9	54:49.791	3:31.710	125.851

9 13 Adrian ARCHIBALD

Behind 4.798

Best Time 3:30.656 Best Speed 126.481 On 6 Gp a

Lap	Elapsed Time	Lap Time	Lap Speed
1	4:04.643	4:04.643	107.073
2	8:51.372	4:46.729	92.924
3	31:53.038	23:01.666	19.284
4	35:31.858	3:38.820	121.762
5	39:06.431	3:34.573	124.172
6	42:37.087	3:30.656	126.481
7	46:09.702	3:32.615	125.316
8	49:56.916	3:47.214	117.264
9	53:45.656	3:48.740	116.481



Topaz/Airport Road Service Station Superk

Qualifying Classification

Position

10 36 Michael PEARSON

Behind 4.856

Best Time 3:30.714 Best Speed 126.446 On 6 Gp a

Lap	Elapsed Time	Lap Time	Lap Speed
1	3:54.092	3:54.092	111.899
2	8:00.234	4:06.142	108.246
3	31:20.725	23:20.491	19.025
4	34:54.348	3:33.623	124.724
5	38:26.852	3:32.504	125.381
6	41:57.566	3:30.714	126.446
7	45:28.631	3:31.065	126.236
8	49:08.986	3:40.355	120.914

11 15 Dean HARRISON

Behind 7.147

Best Time 3:33.005 Best Speed 125.086 On 8 Gp a

Lap	Elapsed Time	Lap Time	Lap Speed
1	4:52.821	4:52.821	89.456
2	10:07.823	5:15.002	84.583
3	31:28.042	21:20.219	20.812
4	35:07.965	3:39.923	121.151
5	38:44.080	3:36.115	123.286
6	42:18.611	3:34.531	124.196
7	45:52.503	3:33.892	124.567
8	49:25.508	3:33.005	125.086
9	53:10.206	3:44.698	118.577

12 11 Rob BARBER

Behind 8.650

Best Time 3:34.508 Best Speed 124.210 On 4 Gp a

Lap	Elapsed Time	Lap Time	Lap Speed
1	4:05.011	4:05.011	106.912
2	9:10.157	5:05.146	87.315
3	31:03.081	21:52.924	20.294
4	34:37.589	3:34.508	124.210
5	38:13.173	3:35.584	123.590
6	41:48.015	3:34.842	124.017
7	45:26.968	3:38.953	121.688
8	51:20.354	5:53.386	75.396

ULSTER GRAND PRIX BIKE WEEK

SUPERBIKE

Topaz/Airport Road Service Station Dundrod 150 Qualifying

Wednesday, 08 August 2012

DETAILED RESULT

Topaz/Airport Road Service Station Superk

Topaz/Airport Road Service Station Superk



Qualifying Classification

Position

13 2 Dan KNEEN

Behind 8.675

Best Time 3:34.533 Best Speed 124.195 On 7 Gp a

Lap	Elapsed Time	Lap Time	Lap Speed
1	3:53.895	3:53.895	111.993
2	8:27.942	4:34.047	97.224
3	32:02.713	23:34.771	18.833
4	35:39.245	3:36.532	123.049
5	39:16.057	3:36.812	122.890
6	43:40.406	4:24.349	100.791
7	47:14.939	3:34.533	124.195
8	50:52.789	3:37.850	122.304
9	54:27.874	3:35.085	123.876

14 30 Paul SHOESMITH

Behind 9.317

Best Time 3:35.175 Best Speed 123.825 On 6 Gp a

Lap	Elapsed Time	Lap Time	Lap Speed
1	4:34.228	4:34.228	95.522
2	31:07.195	26:32.967	16.726
3	34:44.304	3:37.109	122.722
4	38:21.244	3:36.940	122.817
5	41:58.398	3:37.154	122.696
6	45:33.573	3:35.175	123.825
7	49:13.091	3:39.518	121.375
8	52:55.940	3:42.849	119.561

15 57 Lee JOHNSTON

Behind 9.474

Best Time 3:35.332 Best Speed 123.734 On 7 Gp a

Lap	Elapsed Time	Lap Time	Lap Speed
1	4:32.631	4:32.631	96.081
2	9:29.201	4:56.570	89.840
3	31:40.824	22:11.623	20.009
4	35:20.983	3:40.159	121.021
5	38:58.459	3:37.476	122.514
6	42:34.174	3:35.715	123.515
7	46:09.506	3:35.332	123.734
8	49:51.686	3:42.180	119.921

Qualifying Classification

Position

16 16 John BURROWS

Behind 9.538

Best Time 3:35.396 Best Speed 123.698 On 6 Gp a

Lap	Elapsed Time	Lap Time	Lap Speed
1	4:06.340	4:06.340	106.335
2	8:51.951	4:45.611	93.288
3	32:03.175	23:11.224	19.151
4	35:53.242	3:50.067	115.810
5	39:30.304	3:37.062	122.748
6	43:05.700	3:35.396	123.698
7	46:52.443	3:46.743	117.507

17 65 Michael SWEENEY

Behind 9.843

Best Time 3:35.701 Best Speed 123.523 On 7 Gp a

Lap	Elapsed Time	Lap Time	Lap Speed
1	4:27.905	4:27.905	97.776
2	9:30.737	5:02.832	87.983
3	31:44.707	22:13.970	19.973
4	35:28.551	3:43.844	119.029
5	39:08.628	3:40.077	121.067
6	42:45.652	3:37.024	122.770
7	46:21.353	3:35.701	123.523
8	49:57.493	3:36.140	123.272
9	53:44.109	3:46.616	117.573

18 71 Davy MORGAN

Behind 10.147

Best Time 3:36.005 Best Speed 123.349 On 6 Gp a

Lap	Elapsed Time	Lap Time	Lap Speed
1	5:06.395	5:06.395	85.493
2	12:31.194	7:24.799	59.901
3	32:44.055	20:12.861	21.968
4	36:20.643	3:36.588	123.017
5	39:57.593	3:36.950	122.812
6	43:33.598	3:36.005	123.349
7	47:27.634	3:54.036	113.846

ULSTER GRAND PRIX BIKE WEEK

SUPERBIKE

Topaz/Airport Road Service Station Dundrod 150 Qualifying

Wednesday, 08 August 2012

DETAILED RESULT

Topaz/Airport Road Service Station Superk

Topaz/Airport Road Service Station Superk



Qualifying Classification

Position

19 18 Lee VERNON

Behind 10.685

Best Time 3:36.543 Best Speed 123.042 On 9 Gp a

Lap	Elapsed Time	Lap Time	Lap Speed
1	4:23.847	4:23.847	99.280
2	9:21.419	4:57.572	89.538
3	31:23.039	22:01.620	20.160
4	35:07.355	3:44.316	118.779
5	38:46.989	3:39.634	121.311
6	42:26.025	3:39.036	121.642
7	46:06.520	3:40.495	120.837
8	51:15.186	5:08.666	86.320
9	54:51.729	3:36.543	123.042

20 21 Alan CONNOR

Behind 11.339

Best Time 3:37.197 Best Speed 122.672 On 6 Gp a

Lap	Elapsed Time	Lap Time	Lap Speed
1	4:46.812	4:46.812	91.330
2	32:44.361	27:57.549	15.883
3	36:23.826	3:39.465	121.404
4	40:03.234	3:39.408	121.436
5	43:42.035	3:38.801	121.773
6	47:19.232	3:37.197	122.672
7	51:00.339	3:41.107	120.503

21 61 John WALSH

Behind 11.348

Best Time 3:37.206 Best Speed 122.667 On 8 Gp a

Lap	Elapsed Time	Lap Time	Lap Speed
1	4:18.985	4:18.985	101.144
2	32:18.955	27:59.970	15.860
3	35:58.842	3:39.887	121.171
4	39:40.438	3:41.596	120.237
5	43:21.257	3:40.819	120.660
6	47:00.668	3:39.411	121.434
7	50:44.772	3:44.104	118.891
8	54:21.978	3:37.206	122.667

Qualifying Classification

Position

22 56 Daniel COOPER

Behind 11.451

Best Time 3:37.309 Best Speed 122.609 On 5 Gp a

Lap	Elapsed Time	Lap Time	Lap Speed
1	4:22.708	4:22.708	99.710
2	9:19.828	4:57.120	89.674
3	31:09.584	21:49.756	20.343
4	34:49.544	3:39.960	121.131
5	38:26.853	3:37.309	122.609
6	42:04.620	3:37.767	122.351
7	45:44.600	3:39.980	121.120
8	49:25.189	3:40.589	120.786
9	53:11.156	3:45.967	117.911

23 98 Paul OWEN

Behind 12.062

Best Time 3:37.920 Best Speed 122.265 On 5 Gp a

Lap	Elapsed Time	Lap Time	Lap Speed
1	4:45.185	4:45.185	91.852
2	10:09.951	5:24.766	82.040
3	31:06.889	20:56.938	21.198
4	34:47.687	3:40.798	120.671
5	38:25.607	3:37.920	122.265
6	42:20.522	3:54.915	113.420
7	48:58.780	6:38.258	66.901
8	52:38.119	3:39.339	121.474

24 66 Brian McCORMACK

Behind 12.773

Best Time 3:38.631 Best Speed 121.867 On 5 Gp a

Lap	Elapsed Time	Lap Time	Lap Speed
1	3:59.013	3:59.013	109.595
2	9:07.541	5:08.528	86.358
3	31:40.190	22:32.649	19.698
4	35:21.412	3:41.222	120.440
5	39:00.043	3:38.631	121.867
6	42:39.554	3:39.511	121.379
7	46:18.432	3:38.878	121.730
8	50:12.032	3:53.600	114.058

ULSTER GRAND PRIX BIKE WEEK

SUPERBIKE

Topaz/Airport Road Service Station Dundrod 150 Qualifying

Wednesday, 08 August 2012

DETAILED RESULT

Topaz/Airport Road Service Station Superk

Qualifying Classification

Position

25 20 Denver ROBB

Behind 12.916

Best Time 3:38.774 Best Speed 121.788 On 6 Gp a

Lap	Elapsed Time	Lap Time	Lap Speed
1	3:57.443	3:57.443	110.320
2	8:36.401	4:38.958	95.512
3	33:17.986	24:41.585	17.983
4	37:01.515	3:43.529	119.197
5	40:40.881	3:39.366	121.459
6	44:19.655	3:38.774	121.788
7	48:03.747	3:44.092	118.897

26 96 Ben WYLIE

Behind 13.352

Best Time 3:39.210 Best Speed 121.545 On 9 Gp a

Lap	Elapsed Time	Lap Time	Lap Speed
1	4:26.477	4:26.477	98.300
2	9:46.558	5:20.081	83.241
3	31:47.405	22:00.847	20.172
4	35:38.723	3:51.318	115.183
5	39:27.710	3:48.987	116.356
6	43:14.106	3:46.396	117.687
7	47:00.500	3:46.394	117.688
8	50:47.466	3:46.966	117.392
9	54:26.676	3:39.210	121.545

27 28 Jamie HAMILTON

Behind 14.104

Best Time 3:39.962 Best Speed 121.130 On 6 Gp a

Lap	Elapsed Time	Lap Time	Lap Speed
1	4:43.455	4:43.455	92.412
2	9:48.217	5:04.762	87.425
3	32:03.415	22:15.198	19.955
4	35:44.130	3:40.715	120.717
5	39:26.755	3:42.625	119.681
6	43:06.717	3:39.962	121.130
7	46:57.083	3:50.366	115.659
8	52:24.795	5:27.712	81.303
9	56:11.964	3:47.169	117.287



Topaz/Airport Road Service Station Superk

Qualifying Classification

Position

28 52 Russ MOUNTFORD

Behind 14.304

Best Time 3:40.162 Best Speed 121.020 On 7 Gp a

Lap	Elapsed Time	Lap Time	Lap Speed
1	4:45.854	4:45.854	91.637
2	10:18.774	5:32.920	80.031
3	32:09.047	21:50.273	20.335
4	35:50.297	3:41.250	120.425
5	39:31.263	3:40.966	120.579
6	43:13.742	3:42.479	119.759
7	46:53.904	3:40.162	121.020
8	50:35.045	3:41.141	120.484
9	54:22.990	3:47.945	116.888

29 75 William DAVISON

Behind 14.581

Best Time 3:40.439 Best Speed 120.868 On 5 Gp a

Lap	Elapsed Time	Lap Time	Lap Speed
1	4:24.241	4:24.241	99.132
2	9:22.473	4:58.232	89.340
3	32:13.715	22:51.242	19.431
4	35:54.512	3:40.797	120.672
5	39:34.951	3:40.439	120.868
6	43:16.514	3:41.563	120.255
7	47:05.057	3:48.543	116.582

30 53 Mark PARRETT

Behind 14.967

Best Time 3:40.825 Best Speed 120.656 On 7 Gp a

Lap	Elapsed Time	Lap Time	Lap Speed
1	4:52.660	4:52.660	89.506
2	10:33.305	5:40.645	78.216
3	37:39.752	27:06.447	16.382
4	41:21.337	3:41.585	120.243
5	45:08.080	3:46.743	117.507
6	48:49.724	3:41.644	120.211
7	52:30.549	3:40.825	120.656

31 31 John TATTERSALL

Behind 15.606

Best Time 3:41.464 Best Speed 120.308 On 6 Gp a

Lap	Elapsed Time	Lap Time	Lap Speed
1	4:27.242	4:27.242	98.019
2	9:51.291	5:24.049	82.222
3	34:12.124	24:20.833	18.239
4	37:58.175	3:46.051	117.867
5	41:44.799	3:46.624	117.569
6	45:26.263	3:41.464	120.308
7	49:16.362	3:50.099	115.793

ULSTER GRAND PRIX BIKE WEEK

SUPERBIKE

Topaz/Airport Road Service Station Dundrod 150 Qualifying

Wednesday, 08 August 2012

DETAILED RESULT

Topaz/Airport Road Service Station Superk

Topaz/Airport Road Service Station Superk



Qualifying Classification

Position

32 54 Ivan SHANLEY

Behind 15.909

Best Time 3:41.767 Best Speed 120.144 On 6 Gp a

Lap	Elapsed Time	Lap Time	Lap Speed
1	4:24.745	4:24.745	98.943
2	9:23.825	4:59.080	89.086
3	31:41.955	22:18.130	19.911
4	35:28.259	3:46.304	117.735
5	39:11.270	3:43.011	119.474
6	42:53.037	3:41.767	120.144
7	46:37.846	3:44.809	118.518

33 24 Shaun ANDERSON

Behind 16.491

Best Time 3:42.349 Best Speed 119.829 On 5 Gp a

Lap	Elapsed Time	Lap Time	Lap Speed
1	4:44.245	4:44.245	92.155
2	10:24.301	5:40.056	78.352
3	32:44.875	22:20.574	19.875
4	36:29.052	3:44.177	118.852
5	40:11.401	3:42.349	119.829
6	43:54.478	3:43.077	119.438

34 44 Fabrice MIGUET

Behind 16.611

Best Time 3:42.469 Best Speed 119.765 On 6 Gp a

Lap	Elapsed Time	Lap Time	Lap Speed
1	4:58.213	4:58.213	87.839
2	13:30.952	8:32.739	51.964
3	32:28.832	18:57.880	23.415
4	36:15.863	3:47.031	117.358
5	39:59.422	3:43.559	119.181
6	43:41.891	3:42.469	119.765
7	47:26.528	3:44.637	118.609
8	51:20.167	3:53.639	114.039

35 17 Dennis BOOTH

Behind 16.817

Best Time 3:42.675 Best Speed 119.654 On 6 Gp a

Lap	Elapsed Time	Lap Time	Lap Speed
1	4:34.964	4:34.964	95.266
2	10:02.401	5:27.437	81.371
3	32:27.969	22:25.568	19.801
4	36:16.320	3:48.351	116.680
5	40:01.129	3:44.809	118.518
6	43:43.804	3:42.675	119.654
7	47:26.737	3:42.933	119.516
8	51:15.145	3:48.408	116.651
9	55:04.630	3:49.485	116.103

Qualifying Classification

Position

36 58 Paul CRANSTON

Behind 17.085

Best Time 3:42.943 Best Speed 119.510 On 9 Gp a

Lap	Elapsed Time	Lap Time	Lap Speed
1	4:28.044	4:28.044	97.725
2	9:35.961	5:07.917	86.530
3	32:56.887	23:20.926	19.019
4	36:43.849	3:46.962	117.394
5	40:28.612	3:44.763	118.542
6	44:12.934	3:44.322	118.776
7	47:58.571	3:45.637	118.083
8	51:43.065	3:44.494	118.685
9	55:26.008	3:42.943	119.510

37 32 Neil GREGORY

Behind 18.016

Best Time 3:43.874 Best Speed 119.013 On 8 Gp a

Lap	Elapsed Time	Lap Time	Lap Speed
1	13:03.278	13:03.278	33.442
2	31:37.950	18:34.672	23.903
3	35:27.894	3:49.944	115.872
4	39:14.955	3:47.061	117.343
5	43:22.271	4:07.316	107.732
6	47:08.124	3:45.853	117.970
7	50:52.559	3:44.435	118.716
8	54:36.433	3:43.874	119.013

38 41 Noel PATTERSON

Behind 18.294

Best Time 3:44.152 Best Speed 118.866 On 8 Gp a

Lap	Elapsed Time	Lap Time	Lap Speed
1	4:41.015	4:41.015	93.215
2	9:58.289	5:17.274	83.978
3	32:04.176	22:05.887	20.095
4	35:49.237	3:45.061	118.386
5	39:37.275	3:48.038	116.840
6	43:23.343	3:46.068	117.858
7	47:09.253	3:45.910	117.941
8	50:53.405	3:44.152	118.866
9	54:37.573	3:44.168	118.857



ULSTER GRAND PRIX BIKE WEEK

SUPERBIKE

Topaz/Airport Road Service Station Dundrod 150 Qualifying

Wednesday, 08 August 2012

DETAILED RESULT

Topaz/Airport Road Service Station Superk

Topaz/Airport Road Service Station Superk



Qualifying Classification

Position

39 60 Robert WILSON

Behind 18.312

Best Time 3:44.170 Best Speed 118.856 On 5 Gp a

Lap	Elapsed Time	Lap Time	Lap Speed
1	4:25.001	4:25.001	98.847
2	9:30.965	5:05.964	87.082
3	31:55.954	22:24.989	19.810
4	35:44.040	3:48.086	116.815
5	39:28.210	3:44.170	118.856
6	43:13.580	3:45.370	118.223
7	47:00.333	3:46.753	117.502
8	50:47.158	3:46.825	117.465
9	54:31.740	3:44.582	118.638

40 87 Alan BONNER

Behind 18.953

Best Time 3:44.811 Best Speed 118.517 On 5 Gp a

Lap	Elapsed Time	Lap Time	Lap Speed
1	4:29.438	4:29.438	97.220
2	9:52.537	5:23.099	82.464
3	32:29.571	22:37.034	19.634
4	36:17.329	3:47.758	116.984
5	40:02.140	3:44.811	118.517

41 69 Dave WOOLAMS

Behind 19.613

Best Time 3:45.471 Best Speed 118.170 On 6 Gp a

Lap	Elapsed Time	Lap Time	Lap Speed
1	4:40.891	4:40.891	93.256
2	10:14.662	5:33.771	79.827
3	31:37.718	21:23.056	20.766
4	35:29.088	3:51.370	115.157
5	39:15.999	3:46.911	117.420
6	43:01.470	3:45.471	118.170
7	46:47.120	3:45.650	118.076

42 14 Nuno CAETANO

Behind 19.745

Best Time 3:45.603 Best Speed 118.101 On 9 Gp a

Lap	Elapsed Time	Lap Time	Lap Speed
1	4:58.896	4:58.896	87.638
2	10:33.948	5:35.052	79.522
3	32:10.727	21:36.779	20.546
4	36:00.239	3:49.512	116.090
5	39:49.444	3:49.205	116.245
6	43:37.374	3:47.930	116.895
7	47:26.478	3:49.104	116.296
8	51:17.302	3:50.824	115.430
9	55:02.905	3:45.603	118.101

Qualifying Classification

Position

43 19 Kevin STROWGER

Behind 21.683

Best Time 3:47.541 Best Speed 117.095 On 5 Gp a

Lap	Elapsed Time	Lap Time	Lap Speed
1	4:31.186	4:31.186	96.593
2	9:57.800	5:26.614	81.576
3	32:05.517	22:07.717	20.067
4	35:54.203	3:48.686	116.509
5	39:41.744	3:47.541	117.095
6	43:30.397	3:48.653	116.526
7	47:25.916	3:55.519	113.129

44 27 Daniel JANSEN

Behind 21.994

Best Time 3:47.852 Best Speed 116.935 On 7 Gp a

Lap	Elapsed Time	Lap Time	Lap Speed
1	4:42.466	4:42.466	92.736
2	10:26.643	5:44.177	77.414
3	31:26.302	20:59.659	21.152
4	35:16.888	3:50.586	115.549
5	39:06.373	3:49.485	116.103
6	42:56.041	3:49.668	116.011
7	46:43.893	3:47.852	116.935
8	50:34.091	3:50.198	115.744
9	54:28.888	3:54.797	113.477

45 51 Dave HEWSON

Behind 22.489

Best Time 3:48.347 Best Speed 116.682 On 4 Gp a

Lap	Elapsed Time	Lap Time	Lap Speed
1	4:25.668	4:25.668	98.599
2	9:50.181	5:24.513	82.104
3	32:43.680	22:53.499	19.399
4	36:32.027	3:48.347	116.682

46 63 Glenn WALKER

Behind 23.637

Best Time 3:49.495 Best Speed 116.098 On 5 Gp a

Lap	Elapsed Time	Lap Time	Lap Speed
1	4:36.050	4:36.050	94.891
2	10:13.150	5:37.100	79.039
3	32:58.504	22:45.354	19.514
4	36:50.895	3:52.391	114.651
5	40:40.390	3:49.495	116.098
6	44:33.038	3:52.648	114.525
7	53:44.682	9:11.644	48.299

ULSTER GRAND PRIX BIKE WEEK

SUPERBIKE

Topaz/Airport Road Service Station Dundrod 150 Qualifying

Wednesday, 08 August 2012

DETAILED RESULT

Topaz/Airport Road Service Station Superk

Topaz/Airport Road Service Station Superk



Qualifying Classification

Position

47 40 Marc McCULLOUGH

Behind 31.061

Best Time 3:56.919 Best Speed 112.460 On 5 Gp a

Lap	Elapsed Time	Lap Time	Lap Speed
1	5:00.727	5:00.727	87.105
2	10:35.370	5:34.643	79.619
3	32:13.589	21:38.219	20.523
4	36:12.878	3:59.289	111.346
5	40:09.797	3:56.919	112.460
6	44:08.381	3:58.584	111.675
7	48:11.312	4:02.931	109.677

48 25 Paddy WOODSIDE

Behind 35.820

Best Time 4:01.678 Best Speed 110.246 On 7 Gp a

Lap	Elapsed Time	Lap Time	Lap Speed
1	5:00.334	5:00.334	87.218
2	11:17.020	6:16.686	70.733
3	32:58.002	21:40.982	20.480
4	37:06.190	4:08.188	107.354
5	41:13.041	4:06.851	107.935
6	45:16.798	4:03.757	109.305
7	49:18.476	4:01.678	110.246
8	53:20.302	4:01.826	110.178

49 22 Paul DUCKETT

Behind 36.475

Best Time 4:02.333 Best Speed 109.948 On 7 Gp a

Lap	Elapsed Time	Lap Time	Lap Speed
1	7:46.135	7:46.135	56.195
2	33:02.019	25:15.884	17.577
3	37:06.400	4:04.381	109.026
4	41:09.530	4:03.130	109.587
5	45:13.577	4:04.047	109.176
6	49:17.744	4:04.167	109.122
7	53:20.077	4:02.333	109.948

50 46 Andrew TAYLOR

Behind 38.245

Best Time 4:04.103 Best Speed 109.150 On 6 Gp a

Lap	Elapsed Time	Lap Time	Lap Speed
1	4:43.468	4:43.468	92.408
2	10:27.535	5:44.067	77.438
3	32:59.964	22:32.429	19.701
4	37:07.419	4:07.455	107.672
5	41:13.731	4:06.312	108.172
6	45:17.834	4:04.103	109.150
7	49:22.185	4:04.351	109.040
8	53:26.753	4:04.568	108.943

Qualifying Classification

Position

51 12 Robert McCRUM

Behind 38.324

Best Time 4:04.182 Best Speed 109.115 On 4 Gp a

Lap	Elapsed Time	Lap Time	Lap Speed
1	5:00.538	5:00.538	87.159
2	11:16.284	6:15.746	70.909
3	33:05.372	21:49.088	20.353
4	37:09.554	4:04.182	109.115
5	41:14.481	4:04.927	108.783
6	45:18.797	4:04.316	109.055
7	49:27.662	4:08.865	107.062

52 77 Ryan FARQUHAR

Behind 39.399

Best Time 4:05.257 Best Speed 108.637 On 1 Gp a

Lap	Elapsed Time	Lap Time	Lap Speed
1	4:05.257	4:05.257	106.805

53 37 Daniel CRUIKSHANK

Behind 44.266

Best Time 4:10.124 Best Speed 106.523 On 4 Gp a

Lap	Elapsed Time	Lap Time	Lap Speed
1	4:40.787	4:40.787	93.290
2	10:25.171	5:44.384	77.367
3	31:37.587	21:12.416	20.940
4	35:47.711	4:10.124	106.523
5	40:00.110	4:12.399	105.563

54 42 Garth WOODS

Behind 2:28.301

Best Time 5:54.159 Best Speed 75.232 On 1 Gp a

Lap	Elapsed Time	Lap Time	Lap Speed
1	5:54.159	5:54.159	73.963

Speed TrapSuperbike 1st Practice

No.	Name	<u>Lap 1</u>	<u>Lap 2</u>	<u>Lap 3</u>	<u>Lap 4</u>	<u>Lap 5</u>	<u>Lap 6</u>	<u>Lap 7</u>	<u>Lap 8</u>	<u>Lap 9</u>
1	Ian LOUGHER				187				189	
2	Dan KNEEN		182				192			
5	Bruce ANSTEY				187		188			
6	William DUNLOP	192		188			188	194	194	
7	Guy MARTIN	190		192		193			191	
9	Michael DUNLOP	187	186	189	184		196	189	189	
10	Conor CUMMINS	190		190	189			187	190	
11	Rob BARBER			186			177			
12	Robert McCRUM		168	173		175				
13	Adrian ARCHIBALD						189		188	
14	Nuno CAETANO		190	190						
15	Dean HARRISON				189	182				
16	John BURROWS	174		181			182			
18	Lee VERNON				190		189		188	
20	Denver ROBB		177	175		176	178			
21	Alan CONNOR			179		179				
22	Paul DUCKETT		176	172		169				
24	Shaun ANDERSON			177						
26	Stephen THOMPSON							181		
29	Gary JOHNSON	190			190		188			
31	John TATTERSALL		180	176						
34	Michal DOKOUPIL					176				
36	Michael PEARSON						189			
39					189			187		
41	Noel PATTERSON					180	176		182	
44	Fabrice MIGUET					184				
51	Dave HEWSON			175						
52	Russ MOUNTFORD	184		185				181	186	
53	Mark PARRETT			182		183				
54	Ivan SHANLEY				186		184			
56	Daniel COOPER	169	176	183			183	182	182	
57	Lee JOHNSTON	179					189	188		
58	Paul CRANSTON			173			160	161	169	174
60	Robert WILSON							182		
61	John WALSH		180	178		182				
63	Glenn WALKER	180								
65	Michael SWEENEY	169								
66	Brian McCORMACK				184		185			
71	Davy MORGAN			185		175	185			
87	Alan BONNER		183							

McKINSTRY SKIP HIRE ULSTER GRAND PRIX

SUPERBIKE

Dundrod 7.401 Miles

R4: Topaz/Airport Road Service Station Dundrod 150 Superbike


09/08/2012 18:00

Race (6 Laps)

RACE 4 - SUPERBIKE Page 1 of 2

58	17	44	24		14
54	31	53			13
75	52	28	96		12
20	66	98			11
56	61	21	18	B	10
71	65	16	57		9
30	2	11			8
15	36	13	1		7
26	29	6			6
5	7	9	10	A	5
					4
					3
					2
					1

POLE POSITION A



McKINSTRY SKIP HIRE ULSTER GRAND PRIX

SUPERBIKE

Dundrod 7.401 Miles


R4: Topaz/Airport Road Service Station Dundrod 150 Superbike

09/08/2012 18:00

Race (6 Laps)

RACE 4 - SUPERBIKE Page 2 of 2

42 D	77 C	37 B	12 A	19
46 C	22 B	25 A		18
40 D	63 C	51 B	27 A	17
19 C	14 B	69 A		16
87 D	60 C	41 B	32 A	15



ULSTER GRAND PRIX BIKE WEEK

SUPERBIKE

Topaz/Airport Road Service Station Dundrod 150 Race 4

Thursday, 09 August 2012

Topaz/Airport Road Service Station Superbike



-----Best Lap-----
 Pos Class No Name Machine / Sponsor Gp Laps Total Time Behind Speed Time Speed On

Race Classification

1	SBK	9	Michael DUNLOP	Honda - Hunts/McAdoo Racing	a	3	10:06.912		130.962	3:19.762	133.379	3
2	SBK	7	Guy MARTIN	Suzuki - Tyco Suzuki by TAS Racing	a	3	10:09.304	2.392	130.448	3:20.491	132.894	3
3	SBK	10	Conor CUMMINS	Suzuki - Tyco Suzuki by TAS Racing	a	3	10:13.651	6.739	129.524	3:22.502	131.574	2
4	SBK	29	Gary JOHNSON	Honda - Padgett's MMCG Racing	a	3	10:13.722	6.810	129.509	3:22.343	131.677	2
5	SBK	5	Bruce ANSTEY	Honda - Padgett's MMCG Racing	a	3	10:15.758	8.846	129.081	3:23.490	130.935	2
6	SBK	26	Stephen THOMPSON	BMW - Taylor Lindsey	a	3	10:22.526	15.614	127.678	3:25.924	129.387	2
7	SBK	6	William DUNLOP	Honda - Wilson Craig Racing	a	3	10:24.513	17.601	127.271	3:24.405	130.349	3
8	SBK	13	Adrian ARCHIBALD	Kawasaki - AMA Racing	a	3	10:26.814	19.902	126.804	3:26.566	128.985	2
9	SBK	15	Dean HARRISON	Kawasaki - Team RC express Racing	a	3	10:27.710	20.798	126.623	3:26.885	128.786	2
10	SBK	1	Ian LOUGHER	Kawasaki - ILR Kawasaki	a	3	10:28.058	21.146	126.553	3:26.876	128.792	2
11	SBK	11	Rob BARBER	BMW	a	3	10:30.666	23.754	126.030	3:27.688	128.288	3
12	SBK	2	Dan KNEEN	Suzuki - Marks Bloom Racing	a	3	10:31.317	24.405	125.900	3:28.565	127.749	3
13	SBK	77	Ryan FARQUHAR	Kawasaki - KMR Kawasaki	c	3	10:32.120	25.208	125.740	3:28.034	128.075	3
14	SBK	28	Jamie HAMILTON	Kawasaki - KMR Kawasaki	b	3	10:40.141	33.229	124.164	3:32.046	125.652	2
15	SBK	96	Ben WYLIE	BMW - Wylie Racing / Per Cup Coffee	b	3	10:40.312	33.400	124.131	3:30.376	126.649	2
16	SBK	16	John BURROWS	Suzuki - Cookstown BE Racing	a	3	10:40.590	33.678	124.077	3:31.841	125.773	2
17	SBK	66	Brian McCORMACK	Honda - CD Racing	b	3	10:40.751	33.839	124.046	3:32.615	125.316	2
18	SBK	56	Daniel COOPER	Honda - Centurion Racing	b	3	10:41.552	34.640	123.891	3:32.095	125.623	3
19	SBK	30	Paul SHOESMITH	BMW - Ice Valley Motorsave BMW	a	3	10:44.722	37.810	123.282	3:32.151	125.590	3
20	SBK	61	John WALSH	Honda	b	3	10:50.485	43.573	122.190	3:33.994	124.508	2
21	SBK	54	Ivan SHANLEY	Suzuki - Raymond Lilley Electrical	b	3	10:51.254	44.342	122.045	3:34.730	124.081	3
22	SBK	53	Mark PARRETT	BMW - C & C Ltd. Mark Parrett Racing	b	3	10:51.670	44.758	121.968	3:33.997	124.506	2
23	SBK	51	Dave HEWSON	Kawasaki - David Hewson Ltd	c	3	10:53.695	46.783	121.590	3:36.139	123.272	2
24	SBK	32	Neil GREGORY	Honda - Trickbits/FBM/SNC Scaffolding	c	3	10:53.892	46.980	121.553	3:36.926	122.825	2
25	SBK	44	Fabrice MIGUET	Kawasaki	b	3	10:55.021	48.109	121.344	3:34.889	123.989	3
26	SBK	21	Alan CONNOR	Suzuki - Connor Racing	b	3	10:56.297	49.385	121.108	3:36.794	122.900	3
27	SBK	98	Paul OWEN	Honda - WeTrackBikes.co.uk	b	3	10:57.750	50.838	120.840	3:36.540	123.044	2
28	SBK	60	Robert WILSON	Kawasaki - Taylor Lindsey	c	3	11:01.485	54.573	120.158	3:36.180	123.249	3
29	SBK	58	Paul CRANSTON	Suzuki	b	3	11:07.875	1:00.963	119.008	3:40.204	120.997	2
30	SBK	27	Daniel JANSEN	BMW - New Zealand M/cycle Adventures	c	3	11:15.816	1:08.904	117.610	3:44.553	118.653	3
31	SBK	71	Davy MORGAN	Suzuki - Strangford Holiday Park	a	3	11:28.581	1:21.669	115.430	3:32.343	125.476	2
32	SBK	40	Marc McCULLOUGH	Yamaha - Kingswell Haulage	c	3	11:40.364	1:33.452	113.488	3:48.955	116.372	2
33	SBK	22	Paul DUCKETT	Honda	c	3	11:42.793	1:35.881	113.095	3:53.767	113.977	2
34	SBK	46	Andrew TAYLOR	BMW	c	3	11:52.896	1:45.984	111.493	3:56.294	112.758	2

Fastest Lap


SBK	9	Michael DUNLOP	Honda - Hunts/McAdoo Racing	a						3:19.762	133.379	3
-----	---	----------------	-----------------------------	---	--	--	--	--	--	----------	---------	---

Not Classified

DNF	SBK	18	Lee VERNON	BMW	b	3	10:40.942	34.030	124.009	3:31.555	125.943	2
DNF	SBK	24	Shaun ANDERSON	Suzuki - Team GAS Racing	b	3	11:01.747	54.835	120.110	3:36.259	123.204	2
DNF	SBK	69	Dave WOOLAMS	Honda - Wooly's Autos	c	2	7:45.655	1 Lap	113.472	3:51.244	115.220	2

Provisional result to be confirmed by the Stewards of the Meeting subject to completion of technical inspections & the time limit for protests

Page 1 / 1

Circuit	Dundrod	Signed		Organising Club	Dundrod & District MCC
Length(miles)	7.4011 Lap 1 (7.2763)	Chief Timekeeper		Race Started	18:16
Weather	Cloudy, 18°C, 75%RH	Issued At:	18:38	Gp Time Diff -	b 34.43 / c 65.51
Track	Dry				



MCUI Ulster
Centre Timing
powered by
e-Laps timing software

www.elaps-timing.com



ULSTER GRAND PRIX BIKE WEEK

SUPERBIKE

Topaz/Airport Road Service Station Dundrod 150 Race 4

Thursday, 09 August 2012

DETAILED RESULT



Topaz/Airport Road Service Station Sup

Race Classification

1 9 Michael DUNLOP

Total Time **10:06.912** Avg Speed **130.962** Behind
Best Time **3:19.762** Best Speed **133.379** On **3** Gp **a**

Lap	Elapsed Time	Lap Time	Lap Speed
1	3:26.280	3:26.280	126.986
2	6:47.150	3:20.870	132.643
3	10:06.912	3:19.762	133.379

2 7 Guy MARTIN

Total Time **10:09.304** Avg Speed **130.448** Behind **2.392**
Best Time **3:20.491** Best Speed **132.894** On **3** Gp **a**

Lap	Elapsed Time	Lap Time	Lap Speed
1	3:28.281	3:28.281	125.766
2	6:48.813	3:20.532	132.866
3	10:09.304	3:20.491	132.894

3 10 Conor CUMMINS

Total Time **10:13.651** Avg Speed **129.524** Behind **6.739**
Best Time **3:22.502** Best Speed **131.574** On **2** Gp **a**

Lap	Elapsed Time	Lap Time	Lap Speed
1	3:27.797	3:27.797	126.059
2	6:50.299	3:22.502	131.574
3	10:13.651	3:23.352	131.024

4 29 Gary JOHNSON

Total Time **10:13.722** Avg Speed **129.509** Behind **6.810**
Best Time **3:22.343** Best Speed **131.677** On **2** Gp **a**

Lap	Elapsed Time	Lap Time	Lap Speed
1	3:27.991	3:27.991	125.941
2	6:50.334	3:22.343	131.677
3	10:13.722	3:23.388	131.001

5 5 Bruce ANSTEY

Total Time **10:15.758** Avg Speed **129.081** Behind **8.846**
Best Time **3:23.490** Best Speed **130.935** On **2** Gp **a**

Lap	Elapsed Time	Lap Time	Lap Speed
1	3:28.670	3:28.670	125.532
2	6:52.160	3:23.490	130.935
3	10:15.758	3:23.598	130.866

Topaz/Airport Road Service Station Sup

Race Classification

6 26 Stephen THOMPSON

Total Time **10:22.526** Avg Speed **127.678** Behind **15.614**
Best Time **3:25.924** Best Speed **129.387** On **2** Gp **a**

Lap	Elapsed Time	Lap Time	Lap Speed
1	3:30.409	3:30.409	124.494
2	6:56.333	3:25.924	129.387
3	10:22.526	3:26.193	129.219

7 6 William DUNLOP

Total Time **10:24.513** Avg Speed **127.271** Behind **17.601**
Best Time **3:24.405** Best Speed **130.349** On **3** Gp **a**

Lap	Elapsed Time	Lap Time	Lap Speed
1	3:34.346	3:34.346	122.207
2	7:00.108	3:25.762	129.489
3	10:24.513	3:24.405	130.349

8 13 Adrian ARCHIBALD

Total Time **10:26.814** Avg Speed **126.804** Behind **19.902**
Best Time **3:26.566** Best Speed **128.985** On **2** Gp **a**

Lap	Elapsed Time	Lap Time	Lap Speed
1	3:33.668	3:33.668	122.595
2	7:00.234	3:26.566	128.985
3	10:26.814	3:26.580	128.976

9 15 Dean HARRISON

Total Time **10:27.710** Avg Speed **126.623** Behind **20.798**
Best Time **3:26.885** Best Speed **128.786** On **2** Gp **a**

Lap	Elapsed Time	Lap Time	Lap Speed
1	3:33.890	3:33.890	122.468
2	7:00.775	3:26.885	128.786
3	10:27.710	3:26.935	128.755

10 1 Ian LOUGHER

Total Time **10:28.058** Avg Speed **126.553** Behind **21.146**
Best Time **3:26.876** Best Speed **128.792** On **2** Gp **a**

Lap	Elapsed Time	Lap Time	Lap Speed
1	3:34.201	3:34.201	122.290
2	7:01.077	3:26.876	128.792
3	10:28.058	3:26.981	128.727



MCUI Ulster
Centre Timing
powered by
e-Laps timing software

www.elaps-timing.com



ULSTER GRAND PRIX BIKE WEEK

SUPERBIKE

Topaz/Airport Road Service Station Dundrod 150 Race 4

Thursday, 09 August 2012

DETAILED RESULT



Topaz/Airport Road Service Station Sup

Race Classification

11 11 Rob BARBER

Total Time **10:30.666** Avg Speed **126.030** Behind **23.754**
Best Time **3:27.688** Best Speed **128.288** On **3** Gp **a**

Lap	Elapsed Time	Lap Time	Lap Speed
1	3:34.624	3:34.624	122.049
2	7:02.978	3:28.354	127.878
3	10:30.666	3:27.688	128.288

12 2 Dan KNEEN

Total Time **10:31.317** Avg Speed **125.900** Behind **24.405**
Best Time **3:28.565** Best Speed **127.749** On **3** Gp **a**

Lap	Elapsed Time	Lap Time	Lap Speed
1	3:33.471	3:33.471	122.708
2	7:02.752	3:29.281	127.312
3	10:31.317	3:28.565	127.749

13 77 Ryan FARQUHAR

Total Time **10:32.120** Avg Speed **125.740** Behind **25.208**
Best Time **3:28.034** Best Speed **128.075** On **3** Gp **c**

Lap	Elapsed Time	Lap Time	Lap Speed
1	3:34.831	3:34.831	121.932
2	7:04.086	3:29.255	127.328
3	10:32.120	3:28.034	128.075

14 28 Jamie HAMILTON

Total Time **10:40.141** Avg Speed **124.164** Behind **33.229**
Best Time **3:32.046** Best Speed **125.652** On **2** Gp **b**

Lap	Elapsed Time	Lap Time	Lap Speed
1	3:35.498	3:35.498	121.554
2	7:07.544	3:32.046	125.652
3	10:40.141	3:32.597	125.326

15 96 Ben WYLIE

Total Time **10:40.312** Avg Speed **124.131** Behind **33.400**
Best Time **3:30.376** Best Speed **126.649** On **2** Gp **b**

Lap	Elapsed Time	Lap Time	Lap Speed
1	3:38.109	3:38.109	120.099
2	7:08.485	3:30.376	126.649
3	10:40.312	3:31.827	125.782

Topaz/Airport Road Service Station Sup

Race Classification

16 16 John BURROWS

Total Time **10:40.590** Avg Speed **124.077** Behind **33.678**
Best Time **3:31.841** Best Speed **125.773** On **2** Gp **a**

Lap	Elapsed Time	Lap Time	Lap Speed
1	3:36.241	3:36.241	121.137
2	7:08.082	3:31.841	125.773
3	10:40.590	3:32.508	125.379

17 66 Brian McCORMACK

Total Time **10:40.751** Avg Speed **124.046** Behind **33.839**
Best Time **3:32.615** Best Speed **125.316** On **2** Gp **b**

Lap	Elapsed Time	Lap Time	Lap Speed
1	3:34.916	3:34.916	121.883
2	7:07.531	3:32.615	125.316
3	10:40.751	3:33.220	124.960

18 56 Daniel COOPER

Total Time **10:41.552** Avg Speed **123.891** Behind **34.640**
Best Time **3:32.095** Best Speed **125.623** On **3** Gp **b**

Lap	Elapsed Time	Lap Time	Lap Speed
1	3:37.170	3:37.170	120.618
2	7:09.457	3:32.287	125.509
3	10:41.552	3:32.095	125.623

19 30 Paul SHOESMITH

Total Time **10:44.722** Avg Speed **123.282** Behind **37.810**
Best Time **3:32.151** Best Speed **125.590** On **3** Gp **a**

Lap	Elapsed Time	Lap Time	Lap Speed
1	3:39.447	3:39.447	119.367
2	7:12.571	3:33.124	125.016
3	10:44.722	3:32.151	125.590

20 61 John WALSH

Total Time **10:50.485** Avg Speed **122.190** Behind **43.573**
Best Time **3:33.994** Best Speed **124.508** On **2** Gp **b**

Lap	Elapsed Time	Lap Time	Lap Speed
1	3:41.461	3:41.461	118.281
2	7:15.455	3:33.994	124.508
3	10:50.485	3:35.030	123.908



MCUI Ulster
Centre Timing
powered by
e-Laps timing software

www.elaps-timing.com



ULSTER GRAND PRIX BIKE WEEK

SUPERBIKE

Topaz/Airport Road Service Station Dundrod 150 Race 4

Thursday, 09 August 2012

DETAILED RESULT



Topaz/Airport Road Service Station Sup

Race Classification

21 54 Ivan SHANLEY

Total Time **10:51.254** Avg Speed **122.045** Behind **44.342**
Best Time **3:34.730** Best Speed **124.081** On **3** Gp **b**

Lap	Elapsed Time	Lap Time	Lap Speed
1	3:40.461	3:40.461	118.818
2	7:16.524	3:36.063	123.316
3	10:51.254	3:34.730	124.081

22 53 Mark PARRETT

Total Time **10:51.670** Avg Speed **121.968** Behind **44.758**
Best Time **3:33.997** Best Speed **124.506** On **2** Gp **b**

Lap	Elapsed Time	Lap Time	Lap Speed
1	3:43.144	3:43.144	117.389
2	7:17.141	3:33.997	124.506
3	10:51.670	3:34.529	124.197

23 51 Dave HEWSON

Total Time **10:53.695** Avg Speed **121.590** Behind **46.783**
Best Time **3:36.139** Best Speed **123.272** On **2** Gp **c**

Lap	Elapsed Time	Lap Time	Lap Speed
1	3:40.055	3:40.055	119.037
2	7:16.194	3:36.139	123.272
3	10:53.695	3:37.501	122.500

24 32 Neil GREGORY

Total Time **10:53.892** Avg Speed **121.553** Behind **46.980**
Best Time **3:36.926** Best Speed **122.825** On **2** Gp **c**

Lap	Elapsed Time	Lap Time	Lap Speed
1	3:39.414	3:39.414	119.385
2	7:16.340	3:36.926	122.825
3	10:53.892	3:37.552	122.472

25 44 Fabrice MIGUET

Total Time **10:55.021** Avg Speed **121.344** Behind **48.109**
Best Time **3:34.889** Best Speed **123.989** On **3** Gp **b**

Lap	Elapsed Time	Lap Time	Lap Speed
1	3:44.691	3:44.691	116.581
2	7:20.132	3:35.441	123.672
3	10:55.021	3:34.889	123.989

Topaz/Airport Road Service Station Sup

Race Classification

26 21 Alan CONNOR

Total Time **10:56.297** Avg Speed **121.108** Behind **49.385**
Best Time **3:36.794** Best Speed **122.900** On **3** Gp **b**

Lap	Elapsed Time	Lap Time	Lap Speed
1	3:42.628	3:42.628	117.661
2	7:19.503	3:36.875	122.854
3	10:56.297	3:36.794	122.900

27 98 Paul OWEN

Total Time **10:57.750** Avg Speed **120.840** Behind **50.838**
Best Time **3:36.540** Best Speed **123.044** On **2** Gp **b**

Lap	Elapsed Time	Lap Time	Lap Speed
1	3:44.410	3:44.410	116.727
2	7:20.950	3:36.540	123.044
3	10:57.750	3:36.800	122.896

28 60 Robert WILSON

Total Time **11:01.485** Avg Speed **120.158** Behind **54.573**
Best Time **3:36.180** Best Speed **123.249** On **3** Gp **c**

Lap	Elapsed Time	Lap Time	Lap Speed
1	3:47.545	3:47.545	115.119
2	7:25.305	3:37.760	122.355
3	11:01.485	3:36.180	123.249

29 58 Paul CRANSTON

Total Time **11:07.875** Avg Speed **119.008** Behind **1:00.963**
Best Time **3:40.204** Best Speed **120.997** On **2** Gp **b**

Lap	Elapsed Time	Lap Time	Lap Speed
1	3:47.207	3:47.207	115.290
2	7:27.411	3:40.204	120.997
3	11:07.875	3:40.464	120.854

30 27 Daniel JANSEN

Total Time **11:15.816** Avg Speed **117.610** Behind **1:08.904**
Best Time **3:44.553** Best Speed **118.653** On **3** Gp **c**

Lap	Elapsed Time	Lap Time	Lap Speed
1	3:46.181	3:46.181	115.813
2	7:31.263	3:45.082	118.374
3	11:15.816	3:44.553	118.653



MCUI Ulster
Centre Timing
powered by
e-Laps timing software

www.elaps-timing.com



ULSTER GRAND PRIX BIKE WEEK

SUPERBIKE

Topaz/Airport Road Service Station Dundrod 150 Race 4

Thursday, 09 August 2012

DETAILED RESULT



Topaz/Airport Road Service Station Sup

Race Classification

31 71 Davy MORGAN

Total Time **11:28.581** Avg Speed **115.430** Behind **1:21.669**
Best Time **3:32.343** Best Speed **125.476** On **2** Gp **a**

Lap	Elapsed Time	Lap Time	Lap Speed
1	4:23.295	4:23.295	99.488
2	7:55.638	3:32.343	125.476
3	11:28.581	3:32.943	125.122

32 40 Marc McCULLOUGH

Total Time **11:40.364** Avg Speed **113.488** Behind **1:33.452**
Best Time **3:48.955** Best Speed **116.372** On **2** Gp **c**

Lap	Elapsed Time	Lap Time	Lap Speed
1	3:57.522	3:57.522	110.283
2	7:46.477	3:48.955	116.372
3	11:40.364	3:53.887	113.918

33 22 Paul DUCKETT

Total Time **11:42.793** Avg Speed **113.095** Behind **1:35.881**
Best Time **3:53.767** Best Speed **113.977** On **2** Gp **c**

Lap	Elapsed Time	Lap Time	Lap Speed
1	3:52.577	3:52.577	112.628
2	7:46.344	3:53.767	113.977
3	11:42.793	3:56.449	112.684

34 46 Andrew TAYLOR

Total Time **11:52.896** Avg Speed **111.493** Behind **1:45.984**
Best Time **3:56.294** Best Speed **112.758** On **2** Gp **c**

Lap	Elapsed Time	Lap Time	Lap Speed
1	4:00.024	4:00.024	109.134
2	7:56.318	3:56.294	112.758
3	11:52.896	3:56.578	112.622

Not Classified

DNF 18 Lee VERNON

Total Time **10:40.942** Avg Speed **124.009** Behind **34.030**
Best Time **3:31.555** Best Speed **125.943** On **2** Gp **b**

Lap	Elapsed Time	Lap Time	Lap Speed
1	3:36.661	3:36.661	120.902
2	7:08.216	3:31.555	125.943
3	10:40.942	3:32.726	125.250

Topaz/Airport Road Service Station Sup

Not Classified

DNF 24 Shaun ANDERSON

Total Time **11:01.747** Avg Speed **120.110** Behind **54.835**
Best Time **3:36.259** Best Speed **123.204** On **2** Gp **b**

Lap	Elapsed Time	Lap Time	Lap Speed
1	3:43.476	3:43.476	117.215
2	7:19.735	3:36.259	123.204
3	11:01.747	3:42.012	120.011

DNF 69 Dave WOOLAMS

Total Time **7:45.655** Avg Speed **113.472** Behind **1 Lap**
Best Time **3:51.244** Best Speed **115.220** On **2** Gp **c**

Lap	Elapsed Time	Lap Time	Lap Speed
1	3:54.411	3:54.411	111.747
2	7:45.655	3:51.244	115.220



MCUI Ulster
Centre Timing
powered by
e-Laps timing software

www.elaps-timing.com



ULSTER GRAND PRIX BIKE WEEK

SUPERBIKE

Topaz/Airport Road Service Station Dundrod 150 Race 4

LAP CHART



1					2					3				
No	Name	G	Elapsed Time	Lap Time	No	Name	G	Elapsed Time	Lap Time	No	Name	G	Elapsed Time	Lap Time
9	Michael DUNLOP	a	3:26.280	3:26.280	9	Michael DUNLOP	a	6:47.150	3:20.870	9	Michael DUNLOP	a	10:06.912	3:19.762
10	Conor CUMMINS	a	3:27.797	3:27.797	7	Guy MARTIN	a	6:48.813	3:20.532	7	Guy MARTIN	a	10:09.304	3:20.491
29	Gary JOHNSON	a	3:27.991	3:27.991	10	Conor CUMMINS	a	6:50.299	3:22.502	10	Conor CUMMINS	a	10:13.651	3:23.352
7	Guy MARTIN	a	3:28.281	3:28.281	29	Gary JOHNSON	a	6:50.334	3:22.343	29	Gary JOHNSON	a	10:13.722	3:23.388
5	Bruce ANSTEY	a	3:28.670	3:28.670	5	Bruce ANSTEY	a	6:52.160	3:23.490	5	Bruce ANSTEY	a	10:15.758	3:23.598
26	Stephen THOMPSON	a	3:30.409	3:30.409	26	Stephen THOMPSON	a	6:56.333	3:25.924	26	Stephen THOMPSON	a	10:22.526	3:26.193
2	Dan KNEEN	a	3:33.471	3:33.471	6	William DUNLOP	a	7:00.108	3:25.762	6	William DUNLOP	a	10:24.513	3:24.405
13	Adrian ARCHIBALD	a	3:33.668	3:33.668	13	Adrian ARCHIBALD	a	7:00.234	3:26.566	13	Adrian ARCHIBALD	a	10:26.814	3:26.580
15	Dean HARRISON	a	3:33.890	3:33.890	15	Dean HARRISON	a	7:00.775	3:26.885	15	Dean HARRISON	a	10:27.710	3:26.935
1	Ian LOUGHER	a	3:34.201	3:34.201	1	Ian LOUGHER	a	7:01.077	3:26.876	1	Ian LOUGHER	a	10:28.058	3:26.981
6	William DUNLOP	a	3:34.346	3:34.346	2	Dan KNEEN	a	7:02.752	3:29.281	11	Rob BARBER	a	10:30.666	3:27.688
11	Rob BARBER	a	3:34.624	3:34.624	11	Rob BARBER	a	7:02.978	3:28.354	2	Dan KNEEN	a	10:31.317	3:28.565
77	Ryan FARQUHAR	c	3:34.831	3:34.831	77	Ryan FARQUHAR	c	7:04.086	3:29.255	77	Ryan FARQUHAR	c	10:32.120	3:28.034
66	Brian McCORMACK	b	3:34.916	3:34.916	66	Brian McCORMACK	b	7:07.531	3:32.615	28	Jamie HAMILTON	b	10:40.141	3:32.597
28	Jamie HAMILTON	b	3:35.498	3:35.498	28	Jamie HAMILTON	b	7:07.544	3:32.046	96	Ben WYLIE	b	10:40.312	3:31.827
16	John BURROWS	a	3:36.241	3:36.241	16	John BURROWS	a	7:08.082	3:31.841	16	John BURROWS	a	10:40.590	3:32.508
18	Lee VERNON	b	3:36.661	3:36.661	18	Lee VERNON	b	7:08.216	3:31.555	66	Brian McCORMACK	b	10:40.751	3:33.220
56	Daniel COOPER	b	3:37.170	3:37.170	96	Ben WYLIE	b	7:08.485	3:30.376	18	Lee VERNON	b	10:40.942	3:32.726
96	Ben WYLIE	b	3:38.109	3:38.109	56	Daniel COOPER	b	7:09.457	3:32.287	56	Daniel COOPER	b	10:41.552	3:32.095
32	Neil GREGORY	c	3:39.414	3:39.414	30	Paul SHOESMITH	a	7:12.571	3:33.124	30	Paul SHOESMITH	a	10:44.722	3:32.151
30	Paul SHOESMITH	a	3:39.447	3:39.447	61	John WALSH	b	7:15.455	3:33.994	61	John WALSH	b	10:50.485	3:35.030
51	Dave HEWSON	c	3:40.055	3:40.055	51	Dave HEWSON	c	7:16.194	3:36.139	54	Ivan SHANLEY	b	10:51.254	3:34.730
54	Ivan SHANLEY	b	3:40.461	3:40.461	32	Neil GREGORY	c	7:16.340	3:36.926	53	Mark PARRETT	b	10:51.670	3:34.529
61	John WALSH	b	3:41.461	3:41.461	54	Ivan SHANLEY	b	7:16.524	3:36.063	51	Dave HEWSON	c	10:53.695	3:37.501
21	Alan CONNOR	b	3:42.628	3:42.628	53	Mark PARRETT	b	7:17.141	3:33.997	32	Neil GREGORY	c	10:53.892	3:37.552
53	Mark PARRETT	b	3:43.144	3:43.144	21	Alan CONNOR	b	7:19.503	3:36.875	44	Fabrice MIGUET	b	10:55.021	3:34.889
24	Shaun ANDERSON	b	3:43.476	3:43.476	24	Shaun ANDERSON	b	7:19.735	3:36.259	21	Alan CONNOR	b	10:56.297	3:36.794
98	Paul OWEN	b	3:44.410	3:44.410	44	Fabrice MIGUET	b	7:20.132	3:35.441	98	Paul OWEN	b	10:57.750	3:36.800
44	Fabrice MIGUET	b	3:44.691	3:44.691	98	Paul OWEN	b	7:20.950	3:36.540	60	Robert WILSON	c	11:01.485	3:36.180
27	Daniel JANSEN	c	3:46.181	3:46.181	60	Robert WILSON	c	7:25.305	3:37.760	24	Shaun ANDERSON	b	11:01.747	3:42.012
58	Paul CRANSTON	b	3:47.207	3:47.207	58	Paul CRANSTON	b	7:27.411	3:40.204	58	Paul CRANSTON	b	11:07.875	3:40.464
60	Robert WILSON	c	3:47.545	3:47.545	27	Daniel JANSEN	c	7:31.263	3:45.082	27	Daniel JANSEN	c	11:15.816	3:44.553
22	Paul DUCKETT	c	3:52.577	3:52.577	69	Dave WOOLAMS	c	7:45.655	3:51.244	71	Davy MORGAN	a	11:28.581	3:32.943
69	Dave WOOLAMS	c	3:54.411	3:54.411	22	Paul DUCKETT	c	7:46.344	3:53.767	40	Marc McCULLOUGH	c	11:40.364	3:53.887
40	Marc McCULLOUGH	c	3:57.522	3:57.522	40	Marc McCULLOUGH	c	7:46.477	3:48.955	22	Paul DUCKETT	c	11:42.793	3:56.449
46	Andrew TAYLOR	c	4:00.024	4:00.024	71	Davy MORGAN	a	7:55.638	3:32.343	46	Andrew TAYLOR	c	11:52.896	3:56.578
71	Davy MORGAN	a	4:23.295	4:23.295	46	Andrew TAYLOR	c	7:56.318	3:56.294					