



**ULSTER GRAND PRIX BIKE WEEK**  
**Wednesday 8<sup>th</sup> – Saturday 11<sup>th</sup> August 2012**

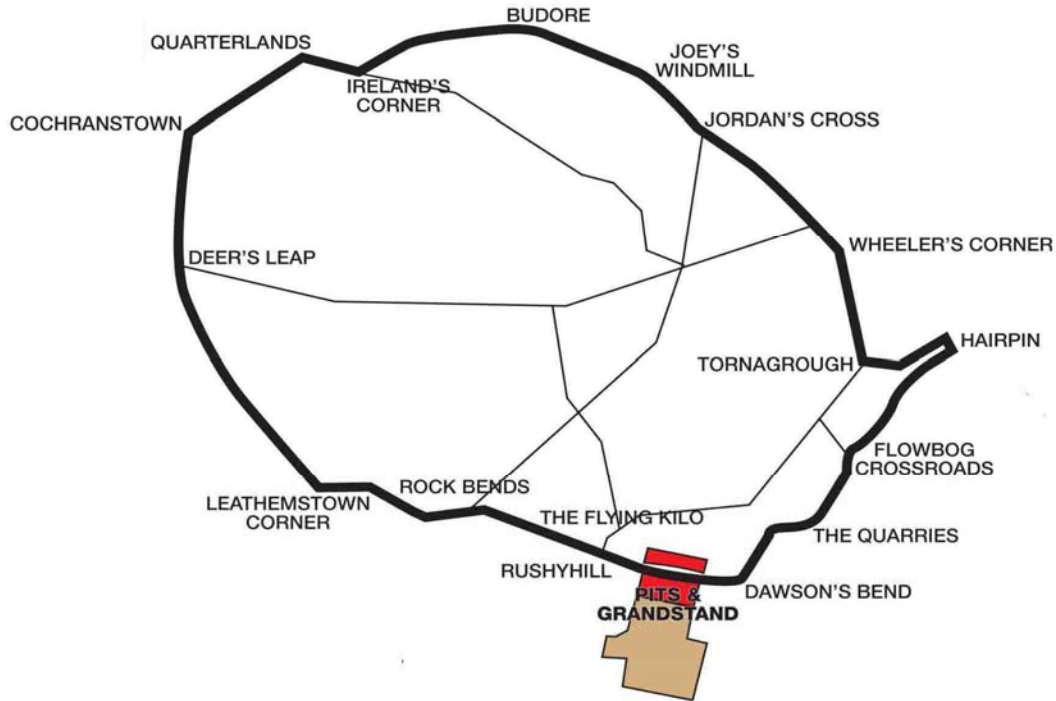
promoted by  
**Dundrod & District Motorcycle Club**  
[www.ulstergrandprix.net](http://www.ulstergrandprix.net)



**BUDORE QUARRIES**  
**DUNDROD 150**  
**MOTO 450, SUPERSPORT 400 & SUPERTWINS**



# Dundrod Circuit 7.401 miles



## LAP RECORDS

Class	Name	Machine	m s	mph	Year
125cc	William Dunlop	Honda	3 55.017	113.370	2009
250cc	Darran Lindsay	Honda	3 38.634	121.866	2006
400cc	Jason Griffiths	Yamaha 400	3 58.43	111.748	2003
Moto 450	Paul Owen	Yamaha	4 36.889	96.226	2011
Supertwins	Ryan Farquhar	Kawasaki 650	3 48.345	116.683	2010
Supersport	Michael Dunlop	Yamaha	3 27.187	128.599	2010
Superstock	Ian Hutchinson	Honda	3 21.599	132.163	2010
Superbike	Bruce Anstey (NZ)	Suzuki	3 18.870	133.977	2010
Challenge 1000cc	Dave Johnson (AUS)	Yamaha	3 29.643	127.092	2010
National 750cc	Michal Dokoupil (CZE)	Kawasaki 600	3 39.625	121.316	2009

## MOST WINS at the ULSTER GP

Joey Dunlop	24	1979 - 99
Ian Lougher	17	1998 - 11
Phillip McCallen	14	1991 - 96
Brian Reid	9	1983 - 92
Robert Dunlop	9	1990 - 03
Ryan Farquhar	8	2002 - 11

## MOST WINS at the DUNDROD 150

Joey Dunlop	24	1976 - 94
Bob Jackson	11	1981 - 98
Ray McCullough	10	1965 - 82
Brian Reid	8	1984 - 93
Robert Dunlop	8	1984 - 07
Denis McCullough	7	1989 - 00

## ALL TIME IRISH ROAD RACE WINNERS (after the Armoy Road Race 2012)

### Most Wins at All Irish Road Race Meetings

1. Ryan Farquhar	197	1995-12
2. Joey Dunlop	156	1971-00
3. Robert Dunlop	135	1980-08
4. Ray McCullough	109	1960-82
Phillip McCallen	109	1987-99
6. Brian Reid	78	1980-94
7. William Dunlop	76	2005-12
8. Darran Lindsay	75	1999-06
9. James Courtney	66	1992-99
10. Adrian Archibald	64	1994-06

# ULSTER GRAND PRIX BIKE WEEK

MOTO3 & 400cc / MOTO 450 / SUPERTWINS

Topaz/Airport Road Service Station Dundrod 150 Qualifying

Wednesday, 08 August 2012




## Budore Quarries 400cc/Moto 450/Supertwins

Pos	Class	No	Name	Machine / Sponsor	Time	Best Lap		On	Total Laps
						Behind	Speed		
Qualifying Classification									
1	TWN	77	Ryan FARQUHAR	Kawasaki 650 - KMR Kawasaki	3:50.789		115.447	4	6
2	TWN	88	Ivan LINTIN	Kawasaki 650 - Ivan Lintin Racing	3:58.637	7.848	111.651	5	7
3	TWN	52	Russ MOUNTFORD	Kawasaki 650 - SHR	3:59.649	8.860	111.179	4	8
4	TWN	43	Adrian ARCHIBALD	Kawasaki 650 - McKinstry Racing	4:00.473	9.684	110.798	3	5
5	TWN	75	William DAVISON	Kawasaki 650 - Hill Contracts	4:01.698	10.909	110.237	4	5
6	TWN	57	Ian MORRELL	Suzuki 650 - Gordy Hogg	4:02.646	11.857	109.806	4	7
7	TWN	48	Jamie HAMILTON	Kawasaki 650 - KMR Kawasaki	4:02.967	12.178	109.661	4	4
8	TWN	49	Michael DUNLOP	Kawasaki 650 - McAdoo Racing	4:02.992	12.203	109.650	2	2
9	TWN	71	Davy MORGAN	Kawasaki 650 - CMS	4:04.599	13.810	108.929	4	5
10	TWN	99	Joe PHILLIPS	Yamasaki 650 - Paul Morrissey Racing	4:04.735	13.946	108.869	6	7
11	TWN	68	Lee VERNON	Kawasaki 650	4:04.835	14.046	108.824	6	6
12	TWN	44	Ryan KNEEN	Kawasaki 650 - McKinstry Racing	4:05.580	14.791	108.494	5	7
13	TWN	79	Paul SHOESMITH	Kawasaki 650 - Ice Valley Motorsave BMW	4:07.049	16.260	107.849	6	7
14	TWN	61	Alan CONNOR	Suzuki 650 - Connor Racing	4:08.931	18.142	107.034	5	7
15	TWN	87	Geoff McMULLAN	Kawasaki 650 - KMR Kawasaki	4:09.287	18.498	106.881	6	7
16	TWN	91	Dave COUGHLAN	Suzuki 650	4:09.875	19.086	106.629	6	7
17	TWN	102	Reuben McPHEE	Suzuki 650 - Northwest Gas	4:13.325	22.536	105.177	5	6
18	TWN	97	Mark PARRETT	Kawasaki 650 - Mark Parrett Racing	4:14.326	23.537	104.763	2	6
19	TWN	47	Dave WALSH	Kawasaki 650 - DRW Racing	4:14.344	23.555	104.756	6	7
20	TWN	76	Ronan PENTONY	Suzuki 650 - RPMcycles.ie	4:14.755	23.966	104.587	3	7
21	TWN	104	Anthony McCOLGAN	Kawasaki 650	4:17.359	26.570	103.528	3	4
22	TWN	62	Robert McCURM	Suzuki 650 - ATH	4:18.248	27.459	103.172	6	6
23	TWN	51	Liam CROTTY	Suzuki 650	4:21.200	30.411	102.006	3	7
24	TWN	74	Rodney PATTON	Suzuki 650 - Patton Racing	4:21.862	31.073	101.748	6	7
25	TWN	50	Anthony AMBLER	Suzuki 650	4:21.920	31.131	101.726	6	7
26	TWN	67	Bernard DALY	Kawasaki 400 - DRRSC	4:22.487	31.698	101.506	3	5
27	TWN	54	Johnny McCAY	Suzuki 650	4:25.246	34.457	100.450	4	7
28	TWN	105	Andrew McMULLAN	Kawasaki 650	4:26.035	35.246	100.152	7	7
29	TWN	103	James CHRISTIE	Suzuki 650 - Team JCR	4:26.829	36.040	99.854	7	7
30	TWN	107	Mark SHIELDS	Aprilia 250	4:27.200	36.411	99.715	6	7
31	TWN	85	Paul MAGUIRE	Kawasaki 400	4:27.362	36.573	99.655	6	7
32	TWN	90	Richard McLOUGHLIN	Honda 400	4:31.415	40.626	98.167	5	5
33	TWN	58	Davide ANSALDI	Kawasaki 400	4:31.751	40.962	98.045	2	6
34	TWN	100	Timmy TURTLE	Kawasaki 650	4:32.136	41.347	97.907	6	7
35	TWN	92	Michael LARKIN	Suzuki 650	4:34.176	43.387	97.178	6	7
36	TWN	108	Noel MURPHY	Suzuki 650	4:34.623	43.834	97.020	7	7
37	TWN	66	Roy SCOTT	Yamaha 400 - Knipe	4:36.255	45.466	96.447	6	7
38	TWN	80	Peter SIMPSON	Kawasaki 650	4:41.119	50.330	94.778	6	6
39	TWN	98	Roy McLARNON	Suzuki 650	4:44.294	53.505	93.720	6	6
40	TWN	60	Joe BROPHY	Suzuki 650	4:47.448	56.659	92.691	4	4
41	TWN	59	Stephen DAVISON	KTM 450	4:54.873	1:04.084	90.357	4	5
42	TWN	96	Ben WYLIE	Suzuki 650 - AFC Motorsport	5:14.963	1:24.174	84.594	1	1
43	TWN	56	Michael PEARSON	Kawasaki 650 - MotoTech	7:20.582	3:29.793	60.474	1	1

Provisional result to be confirmed by the Stewards of the Meeting subject to completion of technical inspections & the time limit for protests

Page 2 / 2

Circuit	<b>Dundrod</b>	Signed		Organising Club	<b>Dundrod &amp; District MCC</b>
Length(miles)	<b>7.4011</b> Lap 1 (7.2763)	Chief Timekeeper		Qualifying Started	<b>15:38</b>
Weather	<b>Cloudy, 21°C, 51%RH</b>	Issued At: 16:15			
Track	<b>Dry</b>				



MCUI Ulster  
Centre Timing  
powered by  
e-Laps timing software

www.elaps-timing.com



# ULSTER GRAND PRIX BIKE WEEK

MOTO3 & 400cc / MOTO 450 / SUPERTWINS

Topaz/Airport Road Service Station Dundrod 150 Qualifying

Wednesday, 08 August 2012

## DETAILED RESULT

Budore Quarries 400cc/Moto 450/Supertwi

Budore Quarries 400cc/Moto 450/Supertwi



### Qualifying Classification

Position

**1** 77 Ryan FARQUHAR

TWN Behind  
Best Time **3:50.789** Best Speed **115.447** On **4** Gp **a**

Lap	Elapsed Time	Lap Time	Lap Speed
1	4:58.598	4:58.598	87.726
2	8:51.824	3:53.226	114.241
3	17:50.240	8:58.416	49.486
4	21:41.029	3:50.789	115.447
5	25:32.842	3:51.813	114.937
6	29:27.674	3:54.832	113.460

**2** 88 Ivan LINTIN

TWN Behind **7.848**  
Best Time **3:58.637** Best Speed **111.651** On **5** Gp **a**

Lap	Elapsed Time	Lap Time	Lap Speed
1	5:32.057	5:32.057	78.886
2	9:41.637	4:09.580	106.755
3	13:48.382	4:06.745	107.982
4	17:50.607	4:02.225	109.997
5	21:49.244	3:58.637	111.651
6	25:54.845	4:05.601	108.485
7	30:04.667	4:09.822	106.652

**3** 52 Russ MOUNTFORD

TWN Behind **8.860**  
Best Time **3:59.649** Best Speed **111.179** On **4** Gp **a**

Lap	Elapsed Time	Lap Time	Lap Speed
1	5:30.737	5:30.737	79.201
2	9:34.846	4:04.109	109.148
3	13:36.625	4:01.779	110.200
4	17:36.274	3:59.649	111.179
5	21:38.043	4:01.769	110.204
6	25:40.483	4:02.440	109.899
7	29:42.452	4:01.969	110.113
8	33:42.995	4:00.543	110.766

**4** 43 Adrian ARCHIBALD

TWN Behind **9.684**  
Best Time **4:00.473** Best Speed **110.798** On **3** Gp **a**

Lap	Elapsed Time	Lap Time	Lap Speed
1	4:40.580	4:40.580	93.359
2	8:41.874	4:01.294	110.421
3	12:42.347	4:00.473	110.798
4	16:43.723	4:01.376	110.384
5	20:49.213	4:05.490	108.534

### Qualifying Classification

Position

**5** 75 William DAVISON

TWN Behind **10.909**  
Best Time **4:01.698** Best Speed **110.237** On **4** Gp **a**

Lap	Elapsed Time	Lap Time	Lap Speed
1	5:22.706	5:22.706	81.172
2	9:30.316	4:07.610	107.605
3	13:34.493	4:04.177	109.117
4	17:36.191	4:01.698	110.237
5	21:43.823	4:07.632	107.595

**6** 57 Ian MORRELL

TWN Behind **11.857**  
Best Time **4:02.646** Best Speed **109.806** On **4** Gp **a**

Lap	Elapsed Time	Lap Time	Lap Speed
1	5:23.429	5:23.429	80.991
2	9:30.990	4:07.561	107.626
3	13:35.749	4:04.759	108.858
4	17:38.395	4:02.646	109.806
5	21:42.881	4:04.486	108.979
6	25:49.099	4:06.218	108.213
7	29:58.963	4:09.864	106.634

**7** 48 Jamie HAMILTON

TWN Behind **12.178**  
Best Time **4:02.967** Best Speed **109.661** On **4** Gp **a**

Lap	Elapsed Time	Lap Time	Lap Speed
1	4:44.596	4:44.596	92.042
2	8:49.857	4:05.261	108.635
3	12:53.426	4:03.569	109.390
4	16:56.393	4:02.967	109.661

**8** 49 Michael DUNLOP

TWN Behind **12.203**  
Best Time **4:02.992** Best Speed **109.650** On **2** Gp **a**

Lap	Elapsed Time	Lap Time	Lap Speed
1	18:47.520	18:47.520	23.232
2	22:50.512	4:02.992	109.650

# ULSTER GRAND PRIX BIKE WEEK

MOTO3 & 400cc / MOTO 450 / SUPERTWINS

Topaz/Airport Road Service Station Dundrod 150 Qualifying

Wednesday, 08 August 2012

## DETAILED RESULT

Budore Quarries 400cc/Moto 450/Supertwi

### Qualifying Classification

Position

**9** 71 Davy MORGAN

TWN Behind 13.810

Best Time 4:04.599 Best Speed 108.929 On 4 Gp a

Lap	Elapsed Time	Lap Time	Lap Speed
1	6:13.063	6:13.063	70.215
2	10:21.514	4:08.451	107.240
3	14:34.739	4:13.225	105.219
4	18:39.338	4:04.599	108.929
5	22:49.626	4:10.288	106.453

**10** 99 Joe PHILLIPS

TWN Behind 13.946

Best Time 4:04.735 Best Speed 108.869 On 6 Gp a

Lap	Elapsed Time	Lap Time	Lap Speed
1	5:41.608	5:41.608	76.681
2	9:49.899	4:08.291	107.309
3	13:55.449	4:05.550	108.507
4	18:00.948	4:05.499	108.530
5	22:07.288	4:06.340	108.159
6	26:12.023	4:04.735	108.869
7	30:33.644	4:21.621	101.842

**11** 68 Lee VERNON

TWN Behind 14.046

Best Time 4:04.835 Best Speed 108.824 On 6 Gp a

Lap	Elapsed Time	Lap Time	Lap Speed
1	4:37.275	4:37.275	94.472
2	8:47.781	4:10.506	106.361
3	20:17.922	11:30.141	38.607
4	24:25.206	4:07.284	107.746
5	28:30.293	4:05.087	108.712
6	32:35.128	4:04.835	108.824

**12** 44 Ryan KNEEN

TWN Behind 14.791

Best Time 4:05.580 Best Speed 108.494 On 5 Gp a

Lap	Elapsed Time	Lap Time	Lap Speed
1	5:48.780	5:48.780	75.104
2	10:02.382	4:13.602	105.062
3	14:11.154	4:08.772	107.102
4	18:19.195	4:08.041	107.418
5	22:24.775	4:05.580	108.494
6	26:30.647	4:05.872	108.365
7	35:19.877	8:49.230	50.345

Budore Quarries 400cc/Moto 450/Supertwi

### Qualifying Classification

Position

**13** 79 Paul SHOESMITH

TWN Behind 16.260

Best Time 4:07.049 Best Speed 107.849 On 6 Gp a

Lap	Elapsed Time	Lap Time	Lap Speed
1	4:58.657	4:58.657	87.708
2	9:14.593	4:15.936	104.104
3	13:25.588	4:10.995	106.153
4	17:33.157	4:07.569	107.622
5	21:42.344	4:09.187	106.924
6	25:49.393	4:07.049	107.849
7	29:57.411	4:08.018	107.428

**14** 61 Alan CONNOR

TWN Behind 18.142

Best Time 4:08.931 Best Speed 107.034 On 5 Gp a

Lap	Elapsed Time	Lap Time	Lap Speed
1	5:45.303	5:45.303	75.860
2	10:04.368	4:19.065	102.847
3	14:17.943	4:13.575	105.073
4	18:27.659	4:09.716	106.697
5	22:36.590	4:08.931	107.034
6	26:47.252	4:10.662	106.294
7	31:02.740	4:15.488	104.287

**15** 87 Geoff McMULLAN

TWN Behind 18.498

Best Time 4:09.287 Best Speed 106.881 On 6 Gp a

Lap	Elapsed Time	Lap Time	Lap Speed
1	5:53.808	5:53.808	74.036
2	10:13.738	4:19.930	102.504
3	14:27.287	4:13.549	105.084
4	18:40.115	4:12.828	105.384
5	25:00.085	6:19.970	70.121
6	29:09.372	4:09.287	106.881
7	33:18.960	4:09.588	106.752

**16** 91 Dave COUGHLAN

TWN Behind 19.086

Best Time 4:09.875 Best Speed 106.629 On 6 Gp a

Lap	Elapsed Time	Lap Time	Lap Speed
1	5:39.409	5:39.409	77.177
2	9:53.019	4:13.610	105.059
3	14:05.032	4:12.013	105.725
4	18:18.615	4:13.583	105.070
5	22:31.009	4:12.394	105.565
6	26:40.884	4:09.875	106.629
7	31:10.221	4:29.337	98.924



# ULSTER GRAND PRIX BIKE WEEK

MOTO3 & 400cc / MOTO 450 / SUPERTWINS

Topaz/Airport Road Service Station Dundrod 150 Qualifying

Wednesday, 08 August 2012

## DETAILED RESULT

Budore Quarries 400cc/Moto 450/Supertwi

### Qualifying Classification

Position

#### 17 102 Reuben McPHEE

TWN Behind 22.536

Best Time 4:13.325 Best Speed 105.177 On 5 Gp a

Lap	Elapsed Time	Lap Time	Lap Speed
1	5:41.530	5:41.530	76.698
2	10:02.988	4:21.458	101.905
3	14:21.924	4:18.936	102.898
4	18:37.334	4:15.410	104.318
5	22:50.659	4:13.325	105.177
6	27:36.246	4:45.587	93.295

#### 18 97 Mark PARRETT

TWN Behind 23.537

Best Time 4:14.326 Best Speed 104.763 On 2 Gp a

Lap	Elapsed Time	Lap Time	Lap Speed
1	5:36.182	5:36.182	77.918
2	9:50.508	4:14.326	104.763
3	14:06.654	4:16.146	104.019
4	23:24.342	9:17.688	47.776
5	27:42.324	4:17.982	103.278
6	32:25.223	4:42.899	94.182

#### 19 47 Dave WALSH

TWN Behind 23.555

Best Time 4:14.344 Best Speed 104.756 On 6 Gp a

Lap	Elapsed Time	Lap Time	Lap Speed
1	5:03.519	5:03.519	86.303
2	9:23.405	4:19.886	102.522
3	13:42.721	4:19.316	102.747
4	17:58.701	4:15.980	104.086
5	22:15.467	4:16.766	103.767
6	26:29.811	4:14.344	104.756
7	31:03.728	4:33.917	97.270

#### 20 76 Ronan PENTONY

TWN Behind 23.966

Best Time 4:14.755 Best Speed 104.587 On 3 Gp a

Lap	Elapsed Time	Lap Time	Lap Speed
1	4:59.409	4:59.409	87.488
2	9:22.596	4:23.187	101.236
3	13:37.351	4:14.755	104.587
4	17:53.203	4:15.852	104.138
5	22:10.086	4:16.883	103.720
6	26:27.873	4:17.787	103.356
7	35:08.047	8:40.174	51.221

Budore Quarries 400cc/Moto 450/Supertwi

### Qualifying Classification

Position

#### 21 104 Anthony McCOLGAN

TWN Behind 26.570

Best Time 4:17.359 Best Speed 103.528 On 3 Gp a

Lap	Elapsed Time	Lap Time	Lap Speed
1	5:23.377	5:23.377	81.004
2	9:41.695	4:18.318	103.144
3	13:59.054	4:17.359	103.528
4	18:22.532	4:23.478	101.124

#### 22 62 Robert McCRUM

TWN Behind 27.459

Best Time 4:18.248 Best Speed 103.172 On 6 Gp a

Lap	Elapsed Time	Lap Time	Lap Speed
1	5:42.973	5:42.973	76.375
2	10:19.946	4:36.973	96.197
3	14:44.947	4:25.001	100.543
4	19:03.336	4:18.389	103.116
5	23:23.281	4:19.945	102.498
6	27:41.529	4:18.248	103.172

#### 23 51 Liam CROTTY

TWN Behind 30.411

Best Time 4:21.200 Best Speed 102.006 On 3 Gp a

Lap	Elapsed Time	Lap Time	Lap Speed
1	5:50.187	5:50.187	74.802
2	10:18.567	4:28.380	99.277
3	14:39.767	4:21.200	102.006
4	19:02.937	4:23.170	101.242
5	23:27.267	4:24.330	100.798
6	27:53.540	4:26.273	100.063
7	32:23.069	4:29.529	98.854

#### 24 74 Rodney PATTON

TWN Behind 31.073

Best Time 4:21.862 Best Speed 101.748 On 6 Gp a

Lap	Elapsed Time	Lap Time	Lap Speed
1	5:45.270	5:45.270	75.867
2	10:19.763	4:34.493	97.066
3	14:45.398	4:25.635	100.303
4	19:09.615	4:24.217	100.841
5	23:33.282	4:23.667	101.052
6	27:55.144	4:21.862	101.748
7	32:24.562	4:29.418	98.895



# ULSTER GRAND PRIX BIKE WEEK

MOTO3 & 400cc / MOTO 450 / SUPERTWINS

Topaz/Airport Road Service Station Dundrod 150 Qualifying

Wednesday, 08 August 2012

## DETAILED RESULT

Budore Quarries 400cc/Moto 450/Supertwi

### Qualifying Classification

Position

**25** 50 Anthony AMBLER

TWN Behind 31.131

Best Time 4:21.920 Best Speed 101.726 On 6 Gp a

Lap	Elapsed Time	Lap Time	Lap Speed
1	5:41.099	5:41.099	76.795
2	10:15.687	4:34.588	97.032
3	14:43.615	4:27.928	99.444
4	19:08.843	4:25.228	100.457
5	23:32.739	4:23.896	100.964
6	27:54.659	4:21.920	101.726
7	32:28.586	4:33.927	97.267

**26** 67 Bernard DALY

TWN Behind 31.698

Best Time 4:22.487 Best Speed 101.506 On 3 Gp a

Lap	Elapsed Time	Lap Time	Lap Speed
1	5:50.854	5:50.854	74.660
2	10:20.662	4:29.808	98.752
3	14:43.149	4:22.487	101.506
4	19:09.214	4:26.065	100.141
5	35:34.574	16:25.360	27.040

**27** 54 Johnny McCAY

TWN Behind 34.457

Best Time 4:25.246 Best Speed 100.450 On 4 Gp a

Lap	Elapsed Time	Lap Time	Lap Speed
1	5:35.801	5:35.801	78.007
2	10:05.635	4:29.834	98.742
3	14:33.503	4:27.868	99.467
4	18:58.749	4:25.246	100.450
5	23:26.190	4:27.441	99.626
6	27:54.058	4:27.868	99.467
7	32:24.037	4:29.979	98.689

**28** 105 Andrew McMULLAN

TWN Behind 35.246

Best Time 4:26.035 Best Speed 100.152 On 7 Gp a

Lap	Elapsed Time	Lap Time	Lap Speed
1	5:39.356	5:39.356	77.189
2	10:13.813	4:34.457	97.079
3	14:44.746	4:30.933	98.342
4	19:12.103	4:27.357	99.657
5	23:42.659	4:30.556	98.479
6	28:13.189	4:30.530	98.488
7	32:39.224	4:26.035	100.152



Budore Quarries 400cc/Moto 450/Supertwi

### Qualifying Classification

Position

**29** 103 James CHRISTIE

TWN Behind 36.040

Best Time 4:26.829 Best Speed 99.854 On 7 Gp a

Lap	Elapsed Time	Lap Time	Lap Speed
1	5:44.662	5:44.662	76.001
2	10:20.615	4:35.953	96.553
3	14:53.761	4:33.146	97.545
4	19:24.873	4:31.112	98.277
5	23:57.656	4:32.783	97.675
6	28:26.302	4:28.646	99.179
7	32:53.131	4:26.829	99.854

**30** 107 Mark SHIELDS

TWN Behind 36.411

Best Time 4:27.200 Best Speed 99.715 On 6 Gp a

Lap	Elapsed Time	Lap Time	Lap Speed
1	6:14.974	6:14.974	69.857
2	10:49.704	4:34.730	96.982
3	15:18.521	4:28.817	99.116
4	19:46.095	4:27.574	99.576
5	24:17.497	4:31.402	98.172
6	28:44.697	4:27.200	99.715
7	33:12.487	4:27.790	99.496

**31** 85 Paul MAGUIRE

TWN Behind 36.573

Best Time 4:27.362 Best Speed 99.655 On 6 Gp a

Lap	Elapsed Time	Lap Time	Lap Speed
1	6:14.431	6:14.431	69.959
2	10:45.736	4:31.305	98.207
3	15:15.234	4:29.498	98.865
4	19:45.822	4:30.588	98.467
5	24:15.787	4:29.965	98.694
6	28:43.149	4:27.362	99.655
7	33:10.710	4:27.561	99.581

**32** 90 Richard McLOUGHLIN

TWN Behind 40.626

Best Time 4:31.415 Best Speed 98.167 On 5 Gp a

Lap	Elapsed Time	Lap Time	Lap Speed
1	6:12.662	6:12.662	70.291
2	10:53.660	4:40.998	94.819
3	15:28.261	4:34.601	97.028
4	20:07.128	4:38.867	95.544
5	24:38.543	4:31.415	98.167

# ULSTER GRAND PRIX BIKE WEEK

MOTO3 & 400cc / MOTO 450 / SUPERTWINS

Topaz/Airport Road Service Station Dundrod 150 Qualifying

Wednesday, 08 August 2012

## DETAILED RESULT

Budore Quarries 400cc/Moto 450/Supertwi

### Qualifying Classification

Position

**33** 58 Davide ANSALDI

TWN Behind 40.962

Best Time 4:31.751 Best Speed 98.045 On 2 Gp a

Lap	Elapsed Time	Lap Time	Lap Speed
1	7:16.617	7:16.617	59.995
2	11:48.368	4:31.751	98.045
3	16:20.764	4:32.396	97.813
4	20:53.832	4:33.068	97.573
5	25:30.672	4:36.840	96.243
6	30:32.650	5:01.978	88.231

**34** 100 Timmy TURTLE

TWN Behind 41.347

Best Time 4:32.136 Best Speed 97.907 On 6 Gp a

Lap	Elapsed Time	Lap Time	Lap Speed
1	5:39.315	5:39.315	77.199
2	10:19.676	4:40.361	95.034
3	14:52.516	4:32.840	97.654
4	19:25.914	4:33.398	97.455
5	23:58.080	4:32.166	97.896
6	28:30.216	4:32.136	97.907
7	33:03.027	4:32.811	97.665

**35** 92 Michael LARKIN

TWN Behind 43.387

Best Time 4:34.176 Best Speed 97.178 On 6 Gp a

Lap	Elapsed Time	Lap Time	Lap Speed
1	4:54.130	4:54.130	89.058
2	9:41.092	4:46.962	92.848
3	14:28.928	4:47.836	92.566
4	19:11.674	4:42.746	94.233
5	23:58.120	4:46.446	93.016
6	28:32.296	4:34.176	97.178
7	33:24.088	4:51.792	91.311

**36** 108 Noel MURPHY

TWN Behind 43.834

Best Time 4:34.623 Best Speed 97.020 On 7 Gp a

Lap	Elapsed Time	Lap Time	Lap Speed
1	6:27.940	6:27.940	67.523
2	11:09.451	4:41.511	94.646
3	15:47.803	4:38.352	95.720
4	20:25.904	4:38.101	95.807
5	25:02.851	4:36.947	96.206
6	29:38.660	4:35.809	96.603
7	34:13.283	4:34.623	97.020



Budore Quarries 400cc/Moto 450/Supertwi

### Qualifying Classification

Position

**37** 66 Roy SCOTT

TWN Behind 45.466

Best Time 4:36.255 Best Speed 96.447 On 6 Gp a

Lap	Elapsed Time	Lap Time	Lap Speed
1	5:49.973	5:49.973	74.848
2	10:29.088	4:39.115	95.459
3	15:06.505	4:37.417	96.043
4	19:45.737	4:39.232	95.419
5	24:25.168	4:39.431	95.351
6	29:01.423	4:36.255	96.447
7	33:41.394	4:39.971	95.167

**38** 80 Peter SIMPSON

TWN Behind 50.330

Best Time 4:41.119 Best Speed 94.778 On 6 Gp a

Lap	Elapsed Time	Lap Time	Lap Speed
1	6:39.819	6:39.819	65.516
2	11:30.498	4:50.679	91.661
3	16:14.115	4:43.617	93.943
4	21:01.321	4:47.206	92.770
5	25:43.876	4:42.555	94.297
6	30:24.995	4:41.119	94.778

**39** 98 Roy McLARNON

TWN Behind 53.505

Best Time 4:44.294 Best Speed 93.720 On 6 Gp a

Lap	Elapsed Time	Lap Time	Lap Speed
1	5:53.843	5:53.843	74.029
2	10:44.977	4:51.134	91.518
3	15:37.692	4:52.715	91.024
4	20:31.283	4:53.591	90.752
5	25:24.695	4:53.412	90.807
6	30:08.989	4:44.294	93.720

**40** 60 Joe BROPHY

TWN Behind 56.659

Best Time 4:47.448 Best Speed 92.691 On 4 Gp a

Lap	Elapsed Time	Lap Time	Lap Speed
1	11:43.332	11:43.332	37.244
2	16:44.042	5:00.710	88.604
3	21:38.292	4:54.250	90.549
4	26:25.740	4:47.448	92.691



# ULSTER GRAND PRIX BIKE WEEK

MOTO3 & 400cc / MOTO 450 / SUPERTWINS

Topaz/Airport Road Service Station Dundrod 150 Qualifying

Wednesday, 08 August 2012

## DETAILED RESULT

Budore Quarries 400cc/Moto 450/Supertwi



### Qualifying Classification

Position

#### **41** 59 Stephen DAVISON

TWN Behind 1:04.084

Best Time 4:54.873 Best Speed 90.357 On 4 Gp a

Lap	Elapsed Time	Lap Time	Lap Speed
1	6:56.920	6:56.920	62.829
2	11:52.646	4:55.726	90.097
3	16:51.469	4:58.823	89.163
4	21:46.342	4:54.873	90.357
5	35:26.721	13:40.379	32.478

#### **42** 96 Ben WYLIE

TWN Behind 1:24.174

Best Time 5:14.963 Best Speed 84.594 On 1 Gp a

Lap	Elapsed Time	Lap Time	Lap Speed
1	5:14.963	5:14.963	83.167

#### **43** 56 Michael PEARSON

TWN Behind 3:29.793

Best Time 7:20.582 Best Speed 60.474 On 1 Gp a

Lap	Elapsed Time	Lap Time	Lap Speed
1	7:20.582	7:20.582	59.455

Speed Trap125cc GP/Supertwins/SS400cc/Moto 450 1st Practice*Supertwins/SS400cc/Moto 450*

No.	Name	Lap 1	Lap 2	Lap 3	Lap 4	Lap 5	Lap 6	Lap 7
43	Adrian ARCHIBALD				142			
44	Ryan KNEEN	141	142	140	129		145	
47	Dave WALSH		136		134	135		
48	Jamie HAMILTON		142	140				
49	Michael DUNLOP				135			
50	Anthony AMBLER		138	135		133		
51	Liam CROTTY	129	127	136		132		
52	Russ MOUNTFORD		146			125		
54	Johnny McCAY		133		130	134		143
58	Davide ANSALDI	123	123		122			
59	Stephen DAVISON		108			110		
60	Joe BROPHY		126					
61	Alan CONNOR			134	133		134	
62	Robert McCRUM	135			133			
66	Roy SCOTT		135	135				
68	Lee VERNON	140			130	104		
71	Davy MORGAN			133				
74	Rodney PATTON					132		
75	William DAVISON		145	143	146			
76	Ronan PENTONY				123	121		
77	Ryan FARQUHAR				147	149		
79	Paul SHOESMITH		130		135			
80	Peter SIMPSON	126	130			119		
85	Paul MAGUIRE	133	130	129	129			
87	Geoff McMULLAN		141	142			141	131
88	Ivan LINTIN			143			139	
91	Dave COUGHLAN		137	133		133	132	
92	Michael LARKIN		139				116	
97	Mark PARRETT	131						
98	Roy McLARNON					122	140	
99	Joe PHILLIPS					141		
100	Timmy TURTLE			132			140	
102	Reuben McPHEE	142						
103	James CHRISTIE		137					
104	Anthony McCOLGAN			132				
105	Andrew McMULLAN					102		
107	Mark SHIELDS		132	131		123	130	
108		107	132		132	131		

### McKINSTRY SKIP HIRE ULSTER GRAND PRIX

MOTO 3 & 400cc/MOTO 450/SUPERTWINS

Dundrod 7.401 Miles

Race 2 - Budore Quarries UGP Moto 3 / Dundrod 150 400/450/Supertwins

09/08/2012 16:00

Race (5 Laps)

# RACE 2 - UGP MOTO 3 (125cc GP) & 400/450/SUPERTWINS Page 1 of 2

									14
									13
									12
									11
									10
									9
									8
									7
									6
									5
									4
									3
									2
									1



Promoted by Dundrod and District Motorcycle Club Orbits

Provisional result to be confirmed by the Stewards of the Meeting subject to the completion of technical inspections and the time limit for protests.

MCUI (Ulster Centre) Timing @ [www.elaps-timing.com](http://www.elaps-timing.com)

Printed: 08/08/2012 19:22:26

[www.amb-it.com](http://www.amb-it.com)  
[www.mylaps.com](http://www.mylaps.com)  
Licensed to: MCUI

McKINSTRY SKIP HIRE ULSTER GRAND PRIX

MOTO 3 & 400cc/MOTO 450/SUPERTWINS

Dundrod 7.401 Miles

Race 2 - Budore Quarries UGP Moto 3 / Dundrod 150 400/450/Supertwins

09/08/2012 16:00

Race (5 Laps)

**RACE 2 - UGP MOTO 3 (125cc GP)  
& 400/450/SUPERTWINS Page 2 of 2**

56	96	59		22
60	98	80	66	21
108	92	100	58	20
90	85	107		19
103	105	54	67	18
50	74	51		17
62	104	76	47	16
				15

# ULSTER GRAND PRIX BIKE WEEK

MOTO3 & 400cc / MOTO 450 / SUPERTWINS

Topaz/Airport Road Service Station Dundrod 150 Race 2

Thursday, 09 August 2012



Budore Quarries 400cc / Moto 450 / Supertwins

-----Best Lap-----

Pos	Class	No	Name	Machine / Sponsor	Gp	Laps	Total Time	Behind	Speed	Time	Speed	On
<b>Race Classification</b>												
1	TWN	77	Ryan FARQUHAR	Kawasaki 650 - KMR Kawasaki	a	3	11:30.668		115.081	3:49.272	116.211	2
2	TWN	48	Jamie HAMILTON	Kawasaki 650 - KMR Kawasaki	a	3	11:42.172	11.504	113.195	3:52.539	114.578	3
3	TWN	43	Adrian ARCHIBALD	Kawasaki 650 - McKinstry Racing	a	3	11:43.382	12.714	113.001	3:52.561	114.568	3
4	TWN	52	Russ MOUNTFORD	Kawasaki 650 - SHR	a	3	11:45.078	14.410	112.729	3:54.597	113.573	2
5	TWN	68	Lee VERNON	Kawasaki 650	a	3	11:47.831	17.163	112.290	3:54.221	113.756	2
6	TWN	71	Davy MORGAN	Kawasaki 650 - CMS	a	3	11:51.229	20.561	111.754	3:55.289	113.239	3
7	TWN	44	Ryan KNEEN	Kawasaki 650 - McKinstry Racing	a	3	11:51.458	20.790	111.718	3:55.254	113.256	2
8	TWN	79	Paul SHOESMITH	Kawasaki 650 - Ice Valley Motorsave	a	3	12:10.901	40.233	108.746	4:03.010	109.641	2
9	TWN	57	Ian MORRELL	Suzuki 650 - Gordy Hogg	a	3	12:11.517	40.849	108.654	4:03.494	109.423	2
10	TWN	96	Ben WYLIE	Suzuki 650 - AFC Motorsport	d	3	12:15.726	45.058	108.033	4:01.911	110.140	3
11	TWN	87	Geoff McMULLAN	Kawasaki 650 - KMR Kawasaki	a	3	12:31.344	1:00.676	105.787	4:07.073	107.838	3
12	TWN	97	Mark PARRETT	Kawasaki 650 - Mark Parrett Racing	a	3	12:31.741	1:01.073	105.731	4:07.772	107.534	3
13	TWN	91	Dave COUGHLAN	Suzuki 650	a	3	12:31.803	1:01.135	105.723	4:08.827	107.078	3
14	TWN	61	Alan CONNOR	Suzuki 650 - Connor Racing	a	3	12:32.035	1:01.367	105.690	4:06.515	108.083	3
15	TWN	47	Dave WALSH	Kawasaki 650 - DRW Racing	c	3	12:38.209	1:07.541	104.829	4:10.806	106.233	3
16	TWN	104	Anthony McCOLGAN	Kawasaki 650	c	3	12:39.129	1:08.461	104.702	4:12.418	105.555	3
17	TWN	51	Liam CROTTY	Suzuki 650	c	3	12:39.945	1:09.277	104.590	4:12.761	105.412	3
18	TWN	102	Reuben McPHEE	Suzuki 650 - Northwest Gas	a	3	12:49.035	1:18.367	103.354	4:15.187	104.410	2
19	TWN	100	Timmy TURTLE	Kawasaki 650	d	3	12:56.765	1:26.097	102.325	4:16.092	104.041	3
20	TWN	67	Bernard DALY	Kawasaki 400 - DRRSC	c	3	13:01.013	1:30.345	101.769	4:18.458	103.088	3
21	TWN	80	Peter SIMPSON	Kawasaki 650	d	3	13:02.508	1:31.840	101.574	4:19.349	102.734	3
22	TWN	50	Anthony AMBLER	Suzuki 650	c	3	13:11.906	1:41.238	100.369	4:22.521	101.493	3
23	TWN	105	Andrew McMULLAN	Kawasaki 650	c	3	13:12.038	1:41.370	100.352	4:22.270	101.590	3
24	TWN	54	Johnny McCAY	Suzuki 650	c	3	13:12.236	1:41.568	100.327	4:22.114	101.650	3
25	TWN	90	Richard McLOUGHLIN	Honda 400	c	3	13:19.545	1:48.877	99.410	4:22.262	101.593	3
26	TWN	85	Paul MAGUIRE	Kawasaki 400	c	3	13:21.176	1:50.508	99.207	4:23.777	101.009	3
27	TWN	103	James CHRISTIE	Suzuki 650 - Team JCR	c	3	13:42.109	2:11.441	96.681	4:32.827	97.659	3
28	TWN	66	Roy SCOTT	Yamaha 400 - Knipe	d	3	13:43.824	2:13.156	96.480	4:33.292	97.493	2
29	TWN	108	Noel MURPHY	Suzuki 650	c	3	13:51.470	2:20.802	95.593	4:25.226	100.458	3
30	TWN	98	Roy McLARNON	Suzuki 650	d	3	13:57.527	2:26.859	94.902	4:40.399	95.022	2


## Fastest Lap

TWN	77	Ryan FARQUHAR	Kawasaki 650 - KMR Kawasaki	a						3:49.272	116.211	2
-----	----	---------------	-----------------------------	---	--	--	--	--	--	----------	---------	---

## Not Classified

DNF	TWN	75	William DAVISON	Kawasaki 650 - Hill Contracts	a	1	3:55.950	2 Laps	111.018	3:55.950	111.018	1
-----	-----	----	-----------------	-------------------------------	---	---	----------	--------	---------	----------	---------	---

Provisional result to be confirmed by the Stewards of the Meeting subject to completion of technical inspections & the time limit for protests

Circuit	<b>Dundrod</b>	Signed		Organising Club	<b>Dundrod &amp; District MCC</b>
Length(miles)	<b>7.4011 Lap 1 (7.2763)</b>		Chief Timekeeper	Race Started	<b>16:27</b>
Weather	<b>Cloudy, 18°C, 73%RH</b>	Issued At:	<b>16:47</b>	Gp Time Diff -	<b>b 35.92 / c 68.78 / d 97.73</b>
Track	<b>Dry</b>				

# ULSTER GRAND PRIX BIKE WEEK

MOTO3 & 400cc / MOTO 450 / SUPERTWINS

Topaz/Airport Road Service Station Dundrod 150 Race 2

Thursday, 09 August 2012

## DETAILED RESULT



Budore Quarries 400cc / Moto 450 / Sup

### Race Classification

#### **1** 77 Ryan FARQUHAR

Total Time **11:30.668** Avg Speed **115.081** Behind  
Best Time **3:49.272** Best Speed **116.211** On **2** Gp **a**

Lap	Elapsed Time	Lap Time	Lap Speed
1	3:50.917	3:50.917	113.438
2	7:40.189	3:49.272	116.211
3	11:30.668	3:50.479	115.603

#### **2** 48 Jamie HAMILTON

Total Time **11:42.172** Avg Speed **113.195** Behind **11.504**  
Best Time **3:52.539** Best Speed **114.578** On **3** Gp **a**

Lap	Elapsed Time	Lap Time	Lap Speed
1	3:55.466	3:55.466	111.246
2	7:49.633	3:54.167	113.782
3	11:42.172	3:52.539	114.578

#### **3** 43 Adrian ARCHIBALD

Total Time **11:43.382** Avg Speed **113.001** Behind **12.714**  
Best Time **3:52.561** Best Speed **114.568** On **3** Gp **a**

Lap	Elapsed Time	Lap Time	Lap Speed
1	3:57.341	3:57.341	110.367
2	7:50.821	3:53.480	114.117
3	11:43.382	3:52.561	114.568

#### **4** 52 Russ MOUNTFORD

Total Time **11:45.078** Avg Speed **112.729** Behind **14.410**  
Best Time **3:54.597** Best Speed **113.573** On **2** Gp **a**

Lap	Elapsed Time	Lap Time	Lap Speed
1	3:55.457	3:55.457	111.250
2	7:50.054	3:54.597	113.573
3	11:45.078	3:55.024	113.367

#### **5** 68 Lee VERNON

Total Time **11:47.831** Avg Speed **112.290** Behind **17.163**  
Best Time **3:54.221** Best Speed **113.756** On **2** Gp **a**

Lap	Elapsed Time	Lap Time	Lap Speed
1	3:57.586	3:57.586	110.253
2	7:51.807	3:54.221	113.756
3	11:47.831	3:56.024	112.887

Budore Quarries 400cc / Moto 450 / Sup

### Race Classification

#### **6** 71 Davy MORGAN

Total Time **11:51.229** Avg Speed **111.754** Behind **20.561**  
Best Time **3:55.289** Best Speed **113.239** On **3** Gp **a**

Lap	Elapsed Time	Lap Time	Lap Speed
1	4:00.250	4:00.250	109.031
2	7:55.940	3:55.690	113.047
3	11:51.229	3:55.289	113.239

#### **7** 44 Ryan KNEEN

Total Time **11:51.458** Avg Speed **111.718** Behind **20.790**  
Best Time **3:55.254** Best Speed **113.256** On **2** Gp **a**

Lap	Elapsed Time	Lap Time	Lap Speed
1	3:59.872	3:59.872	109.203
2	7:55.126	3:55.254	113.256
3	11:51.458	3:56.332	112.740

#### **8** 79 Paul SHOESMITH

Total Time **12:10.901** Avg Speed **108.746** Behind **40.233**  
Best Time **4:03.010** Best Speed **109.641** On **2** Gp **a**

Lap	Elapsed Time	Lap Time	Lap Speed
1	4:04.143	4:04.143	107.292
2	8:07.153	4:03.010	109.641
3	12:10.901	4:03.748	109.309

#### **9** 57 Ian MORRELL

Total Time **12:11.517** Avg Speed **108.654** Behind **40.849**  
Best Time **4:03.494** Best Speed **109.423** On **2** Gp **a**

Lap	Elapsed Time	Lap Time	Lap Speed
1	4:04.420	4:04.420	107.171
2	8:07.914	4:03.494	109.423
3	12:11.517	4:03.603	109.375

#### **10** 96 Ben WYLIE

Total Time **12:15.726** Avg Speed **108.033** Behind **45.058**  
Best Time **4:01.911** Best Speed **110.140** On **3** Gp **d**

Lap	Elapsed Time	Lap Time	Lap Speed
1	4:09.979	4:09.979	104.788
2	8:13.815	4:03.836	109.270
3	12:15.726	4:01.911	110.140



MCUI Ulster  
Centre Timing  
powered by  
e-Laps timing software

[www.elaps-timing.com](http://www.elaps-timing.com)



# ULSTER GRAND PRIX BIKE WEEK

MOTO3 & 400cc / MOTO 450 / SUPERTWINS

Topaz/Airport Road Service Station Dundrod 150 Race 2

Thursday, 09 August 2012

## DETAILED RESULT



Budore Quarries 400cc / Moto 450 / Sup

### Race Classification

**11** 87 Geoff McMULLAN

Total Time **12:31.344** Avg Speed **105.787** Behind **1:00.676**  
Best Time **4:07.073** Best Speed **107.838** On **3** Gp **a**

Lap	Elapsed Time	Lap Time	Lap Speed
1	4:14.851	4:14.851	102.784
2	8:24.271	4:09.420	106.824
3	12:31.344	4:07.073	107.838

**12** 97 Mark PARRETT

Total Time **12:31.741** Avg Speed **105.731** Behind **1:01.073**  
Best Time **4:07.772** Best Speed **107.534** On **3** Gp **a**

Lap	Elapsed Time	Lap Time	Lap Speed
1	4:15.071	4:15.071	102.696
2	8:23.969	4:08.898	107.048
3	12:31.741	4:07.772	107.534

**13** 91 Dave COUGHLAN

Total Time **12:31.803** Avg Speed **105.723** Behind **1:01.135**  
Best Time **4:08.827** Best Speed **107.078** On **3** Gp **a**

Lap	Elapsed Time	Lap Time	Lap Speed
1	4:12.251	4:12.251	103.844
2	8:22.976	4:10.725	106.268
3	12:31.803	4:08.827	107.078

**14** 61 Alan CONNOR

Total Time **12:32.035** Avg Speed **105.690** Behind **1:01.367**  
Best Time **4:06.515** Best Speed **108.083** On **3** Gp **a**

Lap	Elapsed Time	Lap Time	Lap Speed
1	4:16.130	4:16.130	102.271
2	8:25.520	4:09.390	106.837
3	12:32.035	4:06.515	108.083

**15** 47 Dave WALSH

Total Time **12:38.209** Avg Speed **104.829** Behind **1:07.541**  
Best Time **4:10.806** Best Speed **106.233** On **3** Gp **c**

Lap	Elapsed Time	Lap Time	Lap Speed
1	4:13.191	4:13.191	103.458
2	8:27.403	4:14.212	104.810
3	12:38.209	4:10.806	106.233

Budore Quarries 400cc / Moto 450 / Sup

### Race Classification

**16** 104 Anthony McCOLGAN

Total Time **12:39.129** Avg Speed **104.702** Behind **1:08.461**  
Best Time **4:12.418** Best Speed **105.555** On **3** Gp **c**

Lap	Elapsed Time	Lap Time	Lap Speed
1	4:14.268	4:14.268	103.020
2	8:26.711	4:12.443	105.544
3	12:39.129	4:12.418	105.555

**17** 51 Liam CROTTY

Total Time **12:39.945** Avg Speed **104.590** Behind **1:09.277**  
Best Time **4:12.761** Best Speed **105.412** On **3** Gp **c**

Lap	Elapsed Time	Lap Time	Lap Speed
1	4:13.906	4:13.906	103.167
2	8:27.184	4:13.278	105.197
3	12:39.945	4:12.761	105.412

**18** 102 Reuben McPHEE

Total Time **12:49.035** Avg Speed **103.354** Behind **1:18.367**  
Best Time **4:15.187** Best Speed **104.410** On **2** Gp **a**

Lap	Elapsed Time	Lap Time	Lap Speed
1	4:17.370	4:17.370	101.778
2	8:32.557	4:15.187	104.410
3	12:49.035	4:16.478	103.884

**19** 100 Timmy TURTLE

Total Time **12:56.765** Avg Speed **102.325** Behind **1:26.097**  
Best Time **4:16.092** Best Speed **104.041** On **3** Gp **d**

Lap	Elapsed Time	Lap Time	Lap Speed
1	4:22.622	4:22.622	99.743
2	8:40.673	4:18.051	103.251
3	12:56.765	4:16.092	104.041

**20** 67 Bernard DALY

Total Time **13:01.013** Avg Speed **101.769** Behind **1:30.345**  
Best Time **4:18.458** Best Speed **103.088** On **3** Gp **c**

Lap	Elapsed Time	Lap Time	Lap Speed
1	4:22.491	4:22.491	99.793
2	8:42.555	4:20.064	102.452
3	13:01.013	4:18.458	103.088



MCUI Ulster  
Centre Timing  
powered by  
e-Laps timing software

[www.elaps-timing.com](http://www.elaps-timing.com)



# ULSTER GRAND PRIX BIKE WEEK

MOTO3 & 400cc / MOTO 450 / SUPERTWINS

Topaz/Airport Road Service Station Dundrod 150 Race 2

Thursday, 09 August 2012

## DETAILED RESULT



Budore Quarries 400cc / Moto 450 / Sup

### Race Classification

#### 21 80 Peter SIMPSON

Total Time **13:02.508** Avg Speed **101.574** Behind **1:31.840**  
Best Time **4:19.349** Best Speed **102.734** On **3** Gp **d**

Lap	Elapsed Time	Lap Time	Lap Speed
1	4:22.519	4:22.519	99.782
2	8:43.159	4:20.640	102.225
3	13:02.508	4:19.349	102.734

#### 22 50 Anthony AMBLER

Total Time **13:11.906** Avg Speed **100.369** Behind **1:41.238**  
Best Time **4:22.521** Best Speed **101.493** On **3** Gp **c**

Lap	Elapsed Time	Lap Time	Lap Speed
1	4:26.508	4:26.508	98.289
2	8:49.385	4:22.877	101.355
3	13:11.906	4:22.521	101.493

#### 23 105 Andrew McMULLAN

Total Time **13:12.038** Avg Speed **100.352** Behind **1:41.370**  
Best Time **4:22.270** Best Speed **101.590** On **3** Gp **c**

Lap	Elapsed Time	Lap Time	Lap Speed
1	4:26.644	4:26.644	98.238
2	8:49.768	4:23.124	101.260
3	13:12.038	4:22.270	101.590

#### 24 54 Johnny McCAY

Total Time **13:12.236** Avg Speed **100.327** Behind **1:41.568**  
Best Time **4:22.114** Best Speed **101.650** On **3** Gp **c**

Lap	Elapsed Time	Lap Time	Lap Speed
1	4:25.889	4:25.889	98.517
2	8:50.122	4:24.233	100.835
3	13:12.236	4:22.114	101.650

#### 25 90 Richard McLOUGHLIN

Total Time **13:19.545** Avg Speed **99.410** Behind **1:48.877**  
Best Time **4:22.262** Best Speed **101.593** On **3** Gp **c**

Lap	Elapsed Time	Lap Time	Lap Speed
1	4:34.703	4:34.703	95.356
2	8:57.283	4:22.580	101.470
3	13:19.545	4:22.262	101.593

Budore Quarries 400cc / Moto 450 / Sup

### Race Classification

#### 26 85 Paul MAGUIRE

Total Time **13:21.176** Avg Speed **99.207** Behind **1:50.508**  
Best Time **4:23.777** Best Speed **101.009** On **3** Gp **c**

Lap	Elapsed Time	Lap Time	Lap Speed
1	4:31.275	4:31.275	96.561
2	8:57.399	4:26.124	100.119
3	13:21.176	4:23.777	101.009

#### 27 103 James CHRISTIE

Total Time **13:42.109** Avg Speed **96.681** Behind **2:11.441**  
Best Time **4:32.827** Best Speed **97.659** On **3** Gp **c**

Lap	Elapsed Time	Lap Time	Lap Speed
1	4:34.577	4:34.577	95.400
2	9:09.282	4:34.705	96.991
3	13:42.109	4:32.827	97.659

#### 28 66 Roy SCOTT

Total Time **13:43.824** Avg Speed **96.480** Behind **2:13.156**  
Best Time **4:33.292** Best Speed **97.493** On **2** Gp **d**

Lap	Elapsed Time	Lap Time	Lap Speed
1	4:35.944	4:35.944	94.928
2	9:09.236	4:33.292	97.493
3	13:43.824	4:34.588	97.032

#### 29 108 Noel MURPHY

Total Time **13:51.470** Avg Speed **95.593** Behind **2:20.802**  
Best Time **4:25.226** Best Speed **100.458** On **3** Gp **c**

Lap	Elapsed Time	Lap Time	Lap Speed
1	4:58.970	4:58.970	87.616
2	9:26.244	4:27.274	99.688
3	13:51.470	4:25.226	100.458

#### 30 98 Roy McLARNON

Total Time **13:57.527** Avg Speed **94.902** Behind **2:26.859**  
Best Time **4:40.399** Best Speed **95.022** On **2** Gp **d**

Lap	Elapsed Time	Lap Time	Lap Speed
1	4:36.099	4:36.099	94.874
2	9:16.498	4:40.399	95.022
3	13:57.527	4:41.029	94.809

### Not Classified



MCUI Ulster  
Centre Timing  
powered by  
e-Laps timing software

[www.elaps-timing.com](http://www.elaps-timing.com)





# ULSTER GRAND PRIX BIKE WEEK

MOTO3 & 400cc / MOTO 450 / SUPERTWINS

Topaz/Airport Road Service Station Dundrod 150 Race 2

Thursday, 09 August 2012

## DETAILED RESULT

Budore Quarries 400cc / Moto 450 / Sup



### Not Classified

**DNF** 75 William DAVISON

Total Time **3:55.950** Avg Speed **111.018** Behind **2 Laps**

Best Time **3:55.950** Best Speed **111.018** On **1** Gp **a**

Lap	Elapsed Time	Lap Time	Lap Speed
1	3:55.950	3:55.950	111.018



MCUI Ulster  
Centre Timing  
powered by  
e-Laps timing software

[www.elaps-timing.com](http://www.elaps-timing.com)



# ULSTER GRAND PRIX BIKE WEEK

MOTO3 & 400cc / MOTO 450 / SUPERTWINS

Topaz/Airport Road Service Station Dundrod 150 Race 2

## LAP CHART



1					1					2				
No	Name	G	Elapsed Time	Lap Time	No	Name	G	Elapsed Time	Lap Time	No	Name	G	Elapsed Time	Lap Time
77	Ryan FARQUHAR	a	3:50.917	3:50.917	108	Noel MURPHY	c	4:58.970	4:58.970	77	Ryan FARQUHAR	a	7:40.189	3:49.272
52	Russ MOUNTFORD	a	3:55.457	3:55.457						48	Jamie HAMILTON	a	7:49.633	3:54.167
48	Jamie HAMILTON	a	3:55.466	3:55.466						52	Russ MOUNTFORD	a	7:50.054	3:54.597
75	William DAVISON	a	3:55.950	3:55.950						43	Adrian ARCHIBALD	a	7:50.821	3:53.480
43	Adrian ARCHIBALD	a	3:57.341	3:57.341						68	Lee VERNON	a	7:51.807	3:54.221
68	Lee VERNON	a	3:57.586	3:57.586						44	Ryan KNEEN	a	7:55.126	3:55.254
44	Ryan KNEEN	a	3:59.872	3:59.872						71	Davy MORGAN	a	7:55.940	3:55.690
71	Davy MORGAN	a	4:00.250	4:00.250						79	Paul SHOESMITH	a	8:07.153	4:03.010
79	Paul SHOESMITH	a	4:04.143	4:04.143						57	Ian MORRELL	a	8:07.914	4:03.494
57	Ian MORRELL	a	4:04.420	4:04.420						21	Sam WILSON	b	8:08.260	4:01.962
6	William DUNLOP	b	4:06.017	4:06.017						6	William DUNLOP	b	8:08.476	4:02.459
21	Sam WILSON	b	4:06.298	4:06.298						96	Ben WYLIE	d	8:13.815	4:03.836
96	Ben WYLIE	d	4:09.979	4:09.979						1	Olie LINSDELL	b	8:19.541	4:07.092
91	Dave COUGHLAN	a	4:12.251	4:12.251						18	Paul ROBINSON	b	8:22.004	4:08.319
1	Olie LINSDELL	b	4:12.449	4:12.449						91	Dave COUGHLAN	a	8:22.976	4:10.725
47	Dave WALSH	c	4:13.191	4:13.191						97	Mark PARRETT	a	8:23.969	4:08.898
18	Paul ROBINSON	b	4:13.685	4:13.685						87	Geoff McMULLAN	a	8:24.271	4:09.420
51	Liam CROTTY	c	4:13.906	4:13.906						61	Alan CONNOR	a	8:25.520	4:09.390
104	Anthony McCOLGAN	c	4:14.268	4:14.268						104	Anthony McCOLGAN	c	8:26.711	4:12.443
87	Geoff McMULLAN	a	4:14.851	4:14.851						51	Liam CROTTY	c	8:27.184	4:13.278
97	Mark PARRETT	a	4:15.071	4:15.071						47	Dave WALSH	c	8:27.403	4:14.212
61	Alan CONNOR	a	4:16.130	4:16.130						102	Reuben McPHEE	a	8:32.557	4:15.187
102	Reuben McPHEE	a	4:17.370	4:17.370						16	Nigel MOORE	b	8:32.871	4:14.719
16	Nigel MOORE	b	4:18.152	4:18.152						26	Wayne KENNEDY	b	8:38.661	4:17.278
33	Sam DUNLOP	b	4:20.933	4:20.933						33	Sam DUNLOP	b	8:39.477	4:18.544
26	Wayne KENNEDY	b	4:21.383	4:21.383						100	Timmy TURTLE	d	8:40.673	4:18.051
67	Bernard DALY	c	4:22.491	4:22.491						2	Maria COSTELLO	b	8:42.000	4:19.323
80	Peter SIMPSON	d	4:22.519	4:22.519						34	Paul JORDAN	b	8:42.349	4:19.211
100	Timmy TURTLE	d	4:22.622	4:22.622						67	Bernard DALY	c	8:42.555	4:20.064
2	Maria COSTELLO	b	4:22.677	4:22.677						10	Rene LOHSE	b	8:42.684	4:19.077
34	Paul JORDAN	b	4:23.138	4:23.138						80	Peter SIMPSON	d	8:43.159	4:20.640
10	Rene LOHSE	b	4:23.607	4:23.607						50	Anthony AMBLER	c	8:49.385	4:22.877
54	Johnny McCAY	c	4:25.889	4:25.889						105	Andrew McMULLAN	c	8:49.768	4:23.124
50	Anthony AMBLER	c	4:26.508	4:26.508						54	Johnny McCAY	c	8:50.122	4:24.233
105	Andrew McMULLAN	c	4:26.644	4:26.644						5	Peter WAKEFIELD	b	8:53.044	4:25.365
23	Warren REEVE	b	4:27.613	4:27.613						23	Warren REEVE	b	8:56.845	4:29.232
5	Peter WAKEFIELD	b	4:27.679	4:27.679						90	Richard McLOUGHLIN	c	8:57.283	4:22.580
85	Paul MAGUIRE	c	4:31.275	4:31.275						85	Paul MAGUIRE	c	8:57.399	4:26.124
103	James CHRISTIE	c	4:34.577	4:34.577						24	Craig GIBSON	b	9:07.603	4:27.484
90	Richard McLOUGHLIN	c	4:34.703	4:34.703						66	Roy SCOTT	d	9:09.236	4:33.292
66	Roy SCOTT	d	4:35.944	4:35.944						103	James CHRISTIE	c	9:09.282	4:34.705
98	Roy McLARNON	d	4:36.099	4:36.099						12	Anders LARSSON	b	9:13.237	4:33.101
24	Craig GIBSON	b	4:40.119	4:40.119						7	Mick CHATTERTON	b	9:13.693	4:32.915
12	Anders LARSSON	b	4:40.136	4:40.136						14	Jack SANDS	b	9:14.078	4:31.745
7	Mick CHATTERTON	b	4:40.778	4:40.778						98	Roy McLARNON	d	9:16.498	4:40.399
14	Jack SANDS	b	4:42.333	4:42.333						108	Noel MURPHY	c	9:26.244	4:27.274
9	John McALLISTER	b	4:46.888	4:46.888						9	John McALLISTER	b	9:29.988	4:43.100
28	Malcolm LOVE	b	4:55.163	4:55.163										

# ULSTER GRAND PRIX BIKE WEEK

MOTO3 & 400cc / MOTO 450 / SUPERTWINS

Topaz/Airport Road Service Station Dundrod 150 Race 2

## LAP CHART



3

No	Name	G	Elapsed Time	Lap Time
77	Ryan FARQUHAR	a	11:30.668	3:50.479
48	Jamie HAMILTON	a	11:42.172	3:52.539
43	Adrian ARCHIBALD	a	11:43.382	3:52.561
52	Russ MOUNTFORD	a	11:45.078	3:55.024
68	Lee VERNON	a	11:47.831	3:56.024
71	Davy MORGAN	a	11:51.229	3:55.289
44	Ryan KNEEN	a	11:51.458	3:56.332
6	William DUNLOP	b	12:06.265	3:57.789
21	Sam WILSON	b	12:08.999	4:00.739
79	Paul SHOESMITH	a	12:10.901	4:03.748
57	Ian MORRELL	a	12:11.517	4:03.603
96	Ben WYLIE	d	12:15.726	4:01.911
1	Olie LINSDELL	b	12:26.289	4:06.748
18	Paul ROBINSON	b	12:30.760	4:08.756
87	Geoff McMULLAN	a	12:31.344	4:07.073
97	Mark PARRETT	a	12:31.741	4:07.772
91	Dave COUGHLAN	a	12:31.803	4:08.827
61	Alan CONNOR	a	12:32.035	4:06.515
47	Dave WALSH	c	12:38.209	4:10.806
104	Anthony McCOLGAN	c	12:39.129	4:12.418
51	Liam CROTTY	c	12:39.945	4:12.761
16	Nigel MOORE	b	12:47.335	4:14.464
102	Reuben McPHEE	a	12:49.035	4:16.478
33	Sam DUNLOP	b	12:56.605	4:17.128
100	Timmy TURTLE	d	12:56.765	4:16.092
26	Wayne KENNEDY	b	12:56.908	4:18.247
2	Maria COSTELLO	b	12:59.963	4:17.963
67	Bernard DALY	c	13:01.013	4:18.458
34	Paul JORDAN	b	13:02.013	4:19.664
10	Rene LOHSE	b	13:02.299	4:19.615
80	Peter SIMPSON	d	13:02.508	4:19.349
50	Anthony AMBLER	c	13:11.906	4:22.521
105	Andrew McMULLAN	c	13:12.038	4:22.270
54	Johnny McCAY	c	13:12.236	4:22.114
90	Richard McLOUGHLIN	c	13:19.545	4:22.262
23	Warren REEVE	b	13:20.365	4:23.520
85	Paul MAGUIRE	c	13:21.176	4:23.777
24	Craig GIBSON	b	13:35.363	4:27.760
103	James CHRISTIE	c	13:42.109	4:32.827
66	Roy SCOTT	d	13:43.824	4:34.588
12	Anders LARSSON	b	13:43.987	4:30.750
7	Mick CHATTERTON	b	13:45.520	4:31.827
14	Jack SANDS	b	13:45.936	4:31.858
108	Noel MURPHY	c	13:51.470	4:25.226
98	Roy McLARNON	d	13:57.527	4:41.029
9	John McALLISTER	b	14:14.235	4:44.247