



Wednesday 5th – Saturday 8th August 2015

promoted by
Dundrod & District Motorcycle Club
www.ulstergrandprix.net

PLANT LUBRICATION (NI) LTD

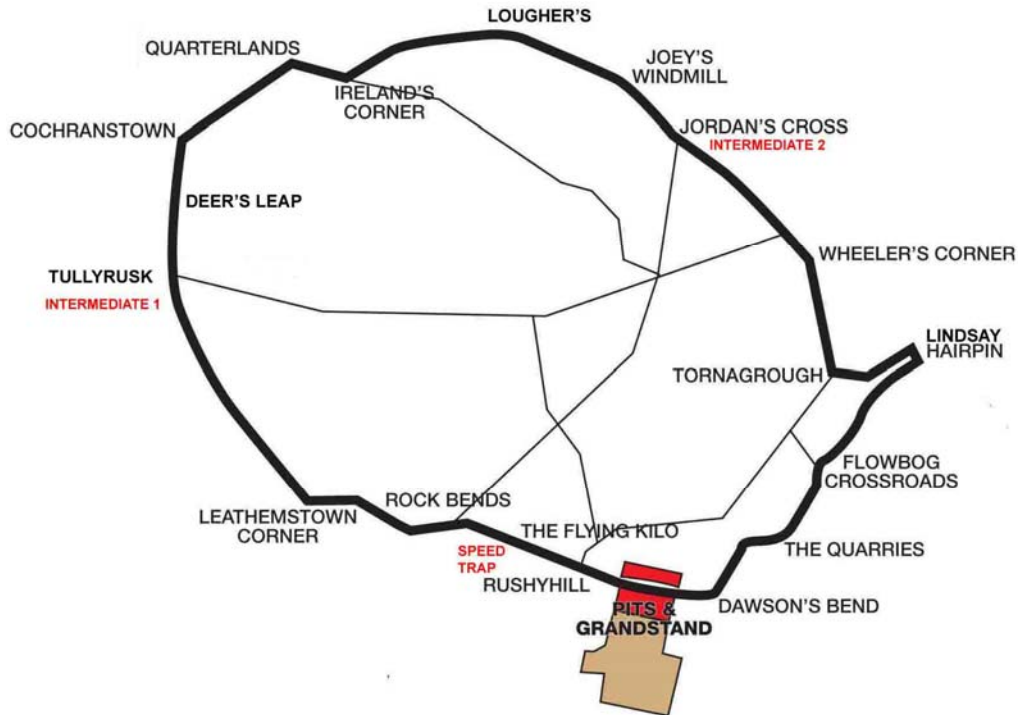
DUNDROD 150



DUNDROD 150 SUPERBIKE



Dundrod Circuit 7.4011 miles



LAP RECORDS

Class	Name	Machine	m s	mph	Year
125cc	William Dunlop	Honda	3 55.017	113.370	2009
Moto 3 (250cc 4/s)	Christian Elkin	Honda	4 06.683	108.009	2013
250cc	Darran Lindsay	Honda	3 38.634	121.866	2006
400cc	Jason Griffiths	Yamaha	3 58.43	111.748	2003
Moto 450	Paul Owen	Yamaha	4 36.889	96.226	2011
Supertwin	Ivan Lintin	Kawasaki	3 44.398	118.735	2014
Supersport	Michael Dunlop	Yamaha	3 27.187	128.599	2010
Superstock	Ian Hutchinson	Honda	3 21.599	132.163	2010
Superbike	Bruce Anstey (NZ)	Suzuki	3 18.870	133.977	2010
Challenge Superbike	Peter Hickman	BMW	3 24.303	130.414	2014
National 750cc	Lee Johnston	Honda 600	3 36.269	123.198	2012

MOST WINS at the ULSTER GP

Joey Dunlop	24	1979 - 99	(125 - 2, 250 - 7, 500 - 3, Superbike - 8, F1 - 4)
Ian Lougher	18	1998 - 13	(125 - 4, 250 - 3, Supersport - 3, Superstock - 2, Superbike - 6)
Phillip McCallen	14	1991 - 96	(250 - 6, 400 - 1, Supersport - 3, Superbike - 4)
Guy Martin	11	2006 - 13	(Supersport - 4, Superbike - 7)
Bruce Anstey (NZ)	10	2003 - 14	(Supersport - 3, Prod'n 600 - 1, Superstock - 2, Superbike - 4)
Brian Reid	9	1983 - 92	(250 - 4, 350 - 2, 400 - 1, F2 - 1, Supersport - 1)
Robert Dunlop	9	1990 - 03	(125 - 7, Superbike - 2)
Ryan Farquhar	9	2002 - 12	(400 - 1, Supertwin - 4, Supersport - 2, Superstock - 2)
Stanley Woods	7	1924 - 39	(350 - 1, 500 - 4, Over 600 - 2)
Mike Hailwood	7	1959 - 67	(125 - 1, 250 - 1, 350 - 1, 500 - 4)
Giacomo Agostini (I)	7	1967 - 70	(350 - 4, 500 - 3)
Ray McCullough	7	1971 - 82	(250 - 3, 350 - 4)
Bob Jackson	7	1993 - 97	(SSP - 1, Classic 250 - 3, Classic 500 - 3)
William Dunlop	7	2007 - 13	(125 - 2, 250 - 2, Supersport - 3)
John Surtees	6	1955 - 60	(250 - 1, 350 - 3, 500 - 2)
John Williams	6	1973 - 78	(250 - 1, 350 - 1, 500 - 3, Superbike - 1)
Bill Swallow	6	1994 - 00	(Classic 350 - 3, Classic 500 - 3)
Michael Dunlop	6	2011 - 13	(Supersport - 2, Superstock - 3, Superbike - 1)

MOST WINS at the DUNDROD 150

Joey Dunlop	24	1976 - 94	(125 - 1, 250 - 5, 350 - 2, 500 - 3, Superbike - 13)
Bob Jackson	11	1981 - 98	(250 - 1, Supersport - 2, Superbike - 4, Classic - 4)
Ray McCullough	10	1965 - 82	(250 - 7, 350 - 3)

METZELER ULSTER GRAND PRIX SUPERBIKE

Dundrod 150 Free Practice
Wednesday, 05 August 2015



Qualifying Time

4:33.049

Qualifying Speed

97.58


Pos	Class	No	Name	Machine / Sponsor	Time	Best Lap	Speed	On	Total Laps	Qualifying Laps
					-----	-----	-----			
1	SBK	4	Guy MARTIN	BMW - Tyco BMW Motorrad Racing	3:49.447		116.123	7	8	6
2	SBK	10	Conor CUMMINS	Honda - Honda Racing	3:50.765	1.318	115.459	7	9	7
3	SBK	6	William DUNLOP	BMW - Tyco BMW Motorrad Racing	3:52.437	2.990	114.629	4	8	6
4	SBK	66	Russ MOUNTFORD	Kawasaki - Silicone Engineering	3:52.988	3.541	114.358	6	9	7
5	SBK	9	Ian HUTCHINSON	Kawasaki - PBM Kawasaki	3:53.420	3.973	114.146	6	9	7
6	SBK	24	Keith AMOR	BMW - Rig Deluge Road Racing	3:53.491	4.044	114.111	4	10	8
7	SBK	15	Ivan LINTIN	Kawasaki - RC Express Racing	3:53.824	4.377	113.949	6	7	5
8	SBK	7	Dan KNEEN	Honda - Valvoline Racing by Padgetts	3:54.805	5.358	113.473	8	9	7
9	SBK	2	Dean HARRISON	Yamaha - Mar-Train Racing	3:54.911	5.464	113.422	6	7	5
10	SBK	51	Derek SHEILS	Kawasaki - BikeBitsNI Racing	3:54.994	5.547	113.381	8	9	6
11	SBK	5	Bruce ANSTEY	Honda - Valvoline Racing by Padgetts	3:55.486	6.039	113.145	5	8	6
12	SBK	86	Derek McGEE	Kawasaki - McGee Racing	3:55.580	6.133	113.099	5	7	6
13	SBK	72	David JOHNSON	BMW - Ice Valley by Motorsave Trade	3:55.693	6.246	113.045	8	9	8
14	SBK	1	Michael DUNLOP	BMW - Buildbase BMW Motorrad	3:55.727	6.280	113.029	6	6	2
15	SBK	97	Seamus ELLIOTT	Honda - Wilson Craig Racing	3:56.308	6.861	112.751	8	9	7
16	SBK	76	Horst SAIGER	Kawasaki - Team ILR	3:57.237	7.790	112.309	7	8	7
17	SBK	47	Alistair KIRK	Kawasaki - AKR / McCurry Motorsport	3:58.162	8.715	111.873	6	7	6
18	SBK	104	Daley MATHISON	Suzuki - Hol-Taj Suzuki	3:58.179	8.732	111.865	3	4	2
19	SBK	52	James COWTON	Honda - VRS Racing	4:00.050	10.603	110.993	6	7	5
20	SBK	27	Phillip CROWE	BMW - Handtrans/Sheffpack	4:00.065	10.618	110.986	8	9	6
21	SBK	12	Daniel COOPER	Honda - Cooper Racing/Space Centre	4:00.176	10.729	110.935	6	7	6
22	SBK	13	Lee JOHNSTON	BMW - ECR/Burdens	4:02.356	12.909	109.937	3	6	4
23	SBK	34	Brian McCORMACK	Honda - TAG Racing	4:02.403	12.956	109.916	7	8	6
24	SBK	80	Darren COOPER	Kawasaki - Flue Stox	4:02.723	13.276	109.771	8	8	7
25	SBK	11	Paul SHOESMITH	BMW - Ice Valley by Motorsave Trade	4:02.882	13.435	109.699	5	9	8
26	SBK	77	Mark GOODINGS	Kawasaki - IPG Power Generation	4:03.437	13.990	109.449	4	8	6
27	SBK	57	Forest DUNN	Kawasaki	4:04.538	15.091	108.956	4	5	4
28	SBK	30	Jochem van den HOEK	Yamaha	4:06.051	16.604	108.286	6	9	7
29	SBK	53	Jonathan HOWARTH	Honda - DTR	4:07.541	18.094	107.635	8	9	8
30	SBK	37	Nuno CAETANO	Kawasaki - KS Team of Portugal	4:08.283	18.836	107.313	4	6	5
31	SBK	60	Peter HICKMAN	BMW - Briggs Equipment BMW	4:08.725	19.278	107.122	7	8	6
32	SBK	17	Dave HEWSON	Kawasaki - Obsession Engineering	4:09.451	20.004	106.810	7	8	6
33	SBK	40	Matthew REES	Kawasaki - GT Superbikes	4:10.772	21.325	106.248	7	8	7
34	SBK	25	Fabrice MIGUET	Kawasaki - Optimark Road Racing Team	4:11.420	21.973	105.974	4	5	3
35	SBK	49	Callum LAIDLAW	Suzuki 750 - Shay D Racing	4:11.936	22.489	105.757	6	7	6
36	SBK	61	John WALSH	BMW - Nolan Racing	4:11.955	22.508	105.749	5	7	4
37	SBK	56	John INGRAM	Kawasaki - Morello Racing	4:12.025	22.578	105.720	5	6	5
38	SBK	26	Ben WYLIE	Bimota - Bimota UK	4:13.422	23.975	105.137	4	5	2
39	SBK	67	Gary MILLER	Honda	4:14.982	25.535	104.493	5	8	5
40	SBK	122	Alan BONNER	Kawasaki - thepeoplesbike.com	4:15.249	25.802	104.384	2	3	2
41	SBK	50	Gavin LUPTON	Honda	4:16.192	26.745	104.000	6	8	5
42	SBK	75	Stephen McKNIGHT	Honda	4:19.224	29.777	102.784	4	5	4
43	SBK	33	Paul CRANSTON	Suzuki - P & J Fuel Haulage	4:19.786	30.339	102.561	5	7	3
44	SBK	59	Gareth EVANS	Suzuki - Joe Evans Garage	4:20.198	30.751	102.399	7	8	7
45	SBK	29	Eric WILSON	BMW	4:21.545	32.098	101.871	8	8	5
46	SBK	125	David MURPHY	Ducati 1199	4:22.141	32.694	101.640	3	4	3
47	SBK	19	George SPENCE	Honda - Dod Spence Racing	4:22.366	32.919	101.553	6	8	5
48	SBK	23	Andrew TAYLOR	BMW - Reid Plastering	4:23.040	33.593	101.292	6	8	4
49	SBK	21	Alan CONNOR	Suzuki - Connor Racing	4:24.505	35.058	100.731	2	3	2
50	SBK	43	Andrew SELLARS	Honda	4:25.056	35.609	100.522	5	7	4
51	SBK	82	Xavier DENIS	Kawasaki - Optimark Road Racing Team	4:28.664	39.217	99.172	7	8	2
52	SBK	73	Trevor MATTHEWSON	Suzuki 750 - Strangford Holiday Park	4:32.474	43.027	97.785	5	8	2

Non Qualifiers

SBK	94	Dominic HERBERTSON	Honda	4:26.422	36.975	100.007	2	2	1
SBK	20	Hubert KALTHUBER	BMW	4:31.547	42.100	98.119	2	2	1
SBK	88	Brandon CRETU	Bimota - Bimota UK	4:32.091	42.644	97.923	2	4	1
SBK	14	Tom McHALE	Honda	4:43.738	54.291	93.903	2	4	0

Provisional result to be confirmed by the Stewards of the Meeting subject to completion of technical inspections & the time limit for protests

Page 1 / 1

Circuit	Dundrod	Signed		Organising Club	Dundrod & District MCC
Length(miles)	7.4011	Lap 1 (7.2763)	Chief Timekeeper	Qualifying Started	15:39
Weather	Rain	Issued At:	16:31		
Track	Wet				



METZELER ULSTER GRAND PRIX

SUPERBIKE

Dundrod 150 Free Practice

Wednesday, 05 August 2015

DETAILED RESULT

UGP Superbike First Qualifying



Qualifying Classification

Position

1 4 Guy MARTIN

SBK Behind

Best Time **3:49.447** Best Speed **116.123** On **7** Gp

Lap	Elapsed Time	Lap Time	Lap Speed
1	4:43.813	4:43.813	92.296
2	8:44.458	4:00.645	110.719
3	12:43.965	3:59.507	111.245
4	16:43.851	3:59.886	111.069
5	30:43.391	13:59.540	31.736
6	34:33.084	3:49.693	115.998
7	38:22.531	3:49.447	116.123
8	42:33.786	4:11.255	106.044

2 10 Conor CUMMINS

SBK Behind **1.318**

Best Time **3:50.765** Best Speed **115.459** On **7** Gp

Lap	Elapsed Time	Lap Time	Lap Speed
1	5:24.951	5:24.951	80.611
2	9:28.148	4:03.197	109.557
3	13:22.052	3:53.904	113.910
4	17:18.070	3:56.018	112.890
5	21:16.505	3:58.435	111.745
6	25:10.628	3:54.123	113.803
7	29:01.393	3:50.765	115.459
8	33:10.759	4:09.366	106.847
9	43:17.148	10:06.389	43.939

3 6 William DUNLOP

SBK Behind **2.990**

Best Time **3:52.437** Best Speed **114.629** On **4** Gp

Lap	Elapsed Time	Lap Time	Lap Speed
1	4:56.471	4:56.471	88.355
2	8:57.754	4:01.283	110.426
3	12:54.701	3:56.947	112.447
4	16:47.138	3:52.437	114.629
5	21:10.925	4:23.787	101.006
6	33:45.950	12:35.025	35.289
7	37:40.771	3:54.821	113.465
8	41:38.542	3:57.771	112.057

UGP Superbike First Qualifying

Qualifying Classification

Position

4 66 Russ MOUNTFORD

SBK Behind **3.541**

Best Time **3:52.988** Best Speed **114.358** On **6** Gp

Lap	Elapsed Time	Lap Time	Lap Speed
1	4:51.710	4:51.710	89.797
2	8:49.711	3:58.001	111.949
3	12:48.051	3:58.340	111.790
4	16:44.840	3:56.789	112.522
5	20:39.462	3:54.622	113.561
6	24:32.450	3:52.988	114.358
7	28:29.173	3:56.723	112.553
8	32:24.265	3:55.092	113.334
9	41:04.980	8:40.715	51.168

5 9 Ian HUTCHINSON

SBK Behind **3.973**

Best Time **3:53.420** Best Speed **114.146** On **6** Gp

Lap	Elapsed Time	Lap Time	Lap Speed
1	5:55.924	5:55.924	73.596
2	10:07.347	4:11.423	105.973
3	14:09.345	4:01.998	110.100
4	18:07.251	3:57.906	111.994
5	22:03.181	3:55.930	112.932
6	25:56.601	3:53.420	114.146
7	30:19.508	4:22.907	101.344
8	38:45.877	8:26.369	52.618
9	42:58.728	4:12.851	105.374

6 24 Keith AMOR

SBK Behind **4.044**

Best Time **3:53.491** Best Speed **114.111** On **4** Gp

Lap	Elapsed Time	Lap Time	Lap Speed
1	4:52.086	4:52.086	89.681
2	8:47.784	3:55.698	113.043
3	12:43.332	3:55.548	113.115
4	16:36.823	3:53.491	114.111
5	20:31.868	3:55.045	113.357
6	24:27.009	3:55.141	113.311
7	28:20.835	3:53.826	113.948
8	32:17.337	3:56.502	112.658
9	38:38.081	6:20.744	69.979
10	42:44.124	4:06.043	108.290



METZELER ULSTER GRAND PRIX

SUPERBIKE

Dundrod 150 Free Practice

Wednesday, 05 August 2015

DETAILED RESULT

UGP Superbike First Qualifying



Qualifying Classification

Position

7 15 Ivan LINTIN

SBK Behind 4.377

Best Time 3:53.824 Best Speed 113.949 On 6 Gp

Lap	Elapsed Time	Lap Time	Lap Speed
1	6:09.286	6:09.286	70.933
2	10:15.081	4:05.795	108.399
3	14:12.484	3:57.403	112.231
4	18:14.245	4:01.761	110.208
5	30:18.852	12:04.607	36.770
6	34:12.676	3:53.824	113.949
7	38:10.871	3:58.195	111.858

8 7 Dan KNEEN

SBK Behind 5.358

Best Time 3:54.805 Best Speed 113.473 On 8 Gp

Lap	Elapsed Time	Lap Time	Lap Speed
1	5:20.720	5:20.720	81.675
2	9:23.534	4:02.814	109.730
3	13:21.593	3:58.059	111.922
4	17:25.670	4:04.077	109.162
5	21:22.366	3:56.696	112.566
6	25:26.961	4:04.595	108.931
7	32:49.885	7:22.924	60.155
8	36:44.690	3:54.805	113.473
9	41:08.115	4:23.425	101.144

9 2 Dean HARRISON

SBK Behind 5.464

Best Time 3:54.911 Best Speed 113.422 On 6 Gp

Lap	Elapsed Time	Lap Time	Lap Speed
1	5:32.257	5:32.257	78.839
2	9:36.650	4:04.393	109.021
3	13:44.836	4:08.186	107.355
4	30:57.723	17:12.887	25.796
5	34:55.709	3:57.986	111.956
6	38:50.620	3:54.911	113.422
7	42:59.601	4:08.981	107.012

UGP Superbike First Qualifying

Qualifying Classification

Position

10 51 Derek SHEILS

SBK Behind 5.547

Best Time 3:54.994 Best Speed 113.381 On 8 Gp

Lap	Elapsed Time	Lap Time	Lap Speed
1	5:13.187	5:13.187	83.639
2	9:23.730	4:10.543	106.345
3	13:21.813	3:58.083	111.910
4	17:23.197	4:01.384	110.380
5	23:31.603	6:08.406	72.322
6	28:17.883	4:46.280	93.070
7	32:13.453	3:55.570	113.104
8	36:08.447	3:54.994	113.381
9	40:41.126	4:32.679	97.712

11 5 Bruce ANSTEY

SBK Behind 6.039

Best Time 3:55.486 Best Speed 113.145 On 5 Gp

Lap	Elapsed Time	Lap Time	Lap Speed
1	5:13.062	5:13.062	83.672
2	9:33.529	4:20.467	102.293
3	13:49.174	4:15.645	104.222
4	17:46.659	3:57.485	112.192
5	21:42.145	3:55.486	113.145
6	25:38.250	3:56.105	112.848
7	29:39.256	4:01.006	110.553
8	36:57.229	7:17.973	60.835

12 86 Derek McGEE

SBK Behind 6.133

Best Time 3:55.580 Best Speed 113.099 On 5 Gp

Lap	Elapsed Time	Lap Time	Lap Speed
1	5:20.581	5:20.581	81.710
2	9:29.427	4:08.846	107.070
3	13:29.932	4:00.505	110.783
4	17:28.417	3:58.485	111.722
5	21:23.997	3:55.580	113.099
6	25:20.218	3:56.221	112.793
7	29:26.269	4:06.051	108.286

METZELER ULSTER GRAND PRIX

SUPERBIKE

Dundrod 150 Free Practice

Wednesday, 05 August 2015

DETAILED RESULT

UGP Superbike First Qualifying



Qualifying Classification

Position

13 72 David JOHNSON

SBK Behind 6.246

Best Time 3:55.693 Best Speed 113.045 On 8 Gp

Lap	Elapsed Time	Lap Time	Lap Speed
1	7:45.908	7:45.908	56.223
2	11:55.979	4:10.071	106.546
3	15:59.130	4:03.151	109.578
4	20:01.841	4:02.711	109.776
5	24:03.060	4:01.219	110.455
6	28:04.797	4:01.737	110.219
7	32:02.468	3:57.671	112.104
8	35:58.161	3:55.693	113.045
9	40:16.194	4:18.033	103.258

14 1 Michael DUNLOP

SBK Behind 6.280

Best Time 3:55.727 Best Speed 113.029 On 6 Gp

Lap	Elapsed Time	Lap Time	Lap Speed
1	8:05.774	8:05.774	53.924
2	12:14.462	4:08.688	107.138
3	19:36.870	7:22.408	60.225
4	28:22.358	8:45.488	50.703
5	35:28.264	7:05.906	62.558
6	39:23.991	3:55.727	113.029

15 97 Seamus ELLIOTT

SBK Behind 6.861

Best Time 3:56.308 Best Speed 112.751 On 8 Gp

Lap	Elapsed Time	Lap Time	Lap Speed
1	6:42.541	6:42.541	65.073
2	10:48.073	4:05.532	108.515
3	14:53.860	4:05.787	108.403
4	18:56.663	4:02.803	109.735
5	23:04.000	4:07.337	107.723
6	30:49.171	7:45.171	57.278
7	34:45.869	3:56.698	112.565
8	38:42.177	3:56.308	112.751
9	42:57.270	4:15.093	104.448

UGP Superbike First Qualifying

Qualifying Classification

Position

16 76 Horst SAIGER

SBK Behind 7.790

Best Time 3:57.237 Best Speed 112.309 On 7 Gp

Lap	Elapsed Time	Lap Time	Lap Speed
1	7:31.447	7:31.447	58.024
2	11:40.574	4:09.127	106.949
3	15:46.687	4:06.113	108.259
4	19:57.382	4:10.695	106.280
5	24:02.160	4:04.778	108.849
6	28:06.255	4:04.095	109.154
7	32:03.492	3:57.237	112.309
8	36:11.083	4:07.591	107.613

17 47 Alistair KIRK

SBK Behind 8.715

Best Time 3:58.162 Best Speed 111.873 On 6 Gp

Lap	Elapsed Time	Lap Time	Lap Speed
1	5:42.415	5:42.415	76.500
2	10:02.126	4:19.711	102.591
3	14:09.226	4:07.100	107.827
4	18:13.813	4:04.587	108.934
5	22:14.213	4:00.400	110.832
6	26:12.375	3:58.162	111.873
7	30:21.829	4:09.454	106.809

18 104 Daley MATHISON

SBK Behind 8.732

Best Time 3:58.179 Best Speed 111.865 On 3 Gp

Lap	Elapsed Time	Lap Time	Lap Speed
1	5:16.511	5:16.511	82.761
2	9:19.313	4:02.802	109.735
3	13:17.492	3:58.179	111.865
4	18:09.148	4:51.656	91.354

19 52 James COWTON

SBK Behind 10.603

Best Time 4:00.050 Best Speed 110.993 On 6 Gp

Lap	Elapsed Time	Lap Time	Lap Speed
1	4:51.492	4:51.492	89.864
2	8:59.231	4:07.739	107.549
3	13:06.511	4:07.280	107.748
4	17:13.578	4:07.067	107.841
5	25:15.788	8:02.210	55.254
6	29:15.838	4:00.050	110.993
7	33:18.922	4:03.084	109.608



METZELER ULSTER GRAND PRIX

SUPERBIKE

Dundrod 150 Free Practice

Wednesday, 05 August 2015

DETAILED RESULT

UGP Superbike First Qualifying



Qualifying Classification

Position

20 27 Phillip CROWE

SBK Behind 10.618

Best Time 4:00.065 Best Speed 110.986 On 8 Gp

Lap	Elapsed Time	Lap Time	Lap Speed
1	5:09.867	5:09.867	84.535
2	9:28.029	4:18.162	103.206
3	13:41.356	4:13.327	105.176
4	17:54.582	4:13.226	105.218
5	22:00.646	4:06.064	108.281
6	26:07.684	4:07.038	107.854
7	34:12.496	8:04.812	54.957
8	38:12.561	4:00.065	110.986
9	44:19.739	6:07.178	72.564

21 12 Daniel COOPER

SBK Behind 10.729

Best Time 4:00.176 Best Speed 110.935 On 6 Gp

Lap	Elapsed Time	Lap Time	Lap Speed
1	5:31.228	5:31.228	79.084
2	9:45.583	4:14.355	104.751
3	13:55.148	4:09.565	106.762
4	18:02.255	4:07.107	107.824
5	22:06.084	4:03.829	109.273
6	26:06.260	4:00.176	110.935
7	30:20.199	4:13.939	104.923

22 13 Lee JOHNSTON

SBK Behind 12.909

Best Time 4:02.356 Best Speed 109.937 On 3 Gp

Lap	Elapsed Time	Lap Time	Lap Speed
1	8:26.858	8:26.858	51.681
2	12:35.802	4:08.944	107.028
3	16:38.158	4:02.356	109.937
4	20:45.702	4:07.544	107.633
5	29:32.672	8:46.970	50.561
6	33:47.463	4:14.791	104.572

UGP Superbike First Qualifying

Qualifying Classification

Position

23 34 Brian McCORMACK

SBK Behind 12.956

Best Time 4:02.403 Best Speed 109.916 On 7 Gp

Lap	Elapsed Time	Lap Time	Lap Speed
1	8:44.361	8:44.361	49.955
2	12:57.637	4:13.276	105.197
3	17:13.146	4:15.509	104.278
4	23:40.080	6:26.934	68.859
5	27:43.909	4:03.829	109.273
6	31:50.461	4:06.552	108.066
7	35:52.864	4:02.403	109.916
8	40:20.696	4:27.832	99.480

24 80 Darren COOPER

SBK Behind 13.276

Best Time 4:02.723 Best Speed 109.771 On 8 Gp

Lap	Elapsed Time	Lap Time	Lap Speed
1	5:57.659	5:57.659	73.239
2	10:30.200	4:32.541	97.761
3	14:56.181	4:25.981	100.172
4	19:12.609	4:16.428	103.904
5	23:22.867	4:10.258	106.466
6	27:33.157	4:10.290	106.452
7	31:38.048	4:04.891	108.799
8	35:40.771	4:02.723	109.771

25 11 Paul SHOESMITH

SBK Behind 13.435

Best Time 4:02.882 Best Speed 109.699 On 5 Gp

Lap	Elapsed Time	Lap Time	Lap Speed
1	8:27.465	8:27.465	51.619
2	12:36.146	4:08.681	107.141
3	16:45.616	4:09.470	106.802
4	20:49.826	4:04.210	109.103
5	24:52.708	4:02.882	109.699
6	28:55.878	4:03.170	109.569
7	33:03.189	4:07.311	107.735
8	37:09.103	4:05.914	108.347
9	41:35.909	4:26.806	99.863



METZELER ULSTER GRAND PRIX

SUPERBIKE

Dundrod 150 Free Practice

Wednesday, 05 August 2015

DETAILED RESULT

UGP Superbike First Qualifying



Qualifying Classification

Position

26 77 Mark GOODINGS

SBK Behind 13.990

Best Time 4:03.437 Best Speed 109.449 On 4 Gp

Lap	Elapsed Time	Lap Time	Lap Speed
1	5:42.841	5:42.841	76.405
2	10:14.876	4:32.035	97.943
3	14:40.658	4:25.782	100.247
4	18:44.095	4:03.437	109.449
5	22:54.051	4:09.956	106.595
6	31:43.703	8:49.652	50.305
7	35:47.730	4:04.027	109.184
8	40:15.227	4:27.497	99.605

27 57 Forest DUNN

SBK Behind 15.091

Best Time 4:04.538 Best Speed 108.956 On 4 Gp

Lap	Elapsed Time	Lap Time	Lap Speed
1	6:10.143	6:10.143	70.769
2	10:27.151	4:17.008	103.670
3	14:39.863	4:12.712	105.432
4	18:44.401	4:04.538	108.956
5	22:51.028	4:06.627	108.033

28 30 Jochem van den HOEK

SBK Behind 16.604

Best Time 4:06.051 Best Speed 108.286 On 6 Gp

Lap	Elapsed Time	Lap Time	Lap Speed
1	8:45.942	8:45.942	49.805
2	12:59.616	4:13.674	105.032
3	17:10.520	4:10.904	106.192
4	21:22.295	4:11.775	105.824
5	25:35.275	4:12.980	105.320
6	29:41.326	4:06.051	108.286
7	33:55.829	4:14.503	104.690
8	38:08.833	4:13.004	105.310
9	42:44.013	4:35.180	96.824

UGP Superbike First Qualifying

Qualifying Classification

Position

29 53 Jonathan HOWARTH

SBK Behind 18.094

Best Time 4:07.541 Best Speed 107.635 On 8 Gp

Lap	Elapsed Time	Lap Time	Lap Speed
1	8:00.947	8:00.947	54.465
2	12:15.741	4:14.794	104.571
3	16:28.132	4:12.391	105.566
4	20:39.638	4:11.506	105.938
5	24:48.016	4:08.378	107.272
6	28:56.709	4:08.693	107.136
7	33:04.756	4:08.047	107.415
8	37:12.297	4:07.541	107.635
9	41:40.998	4:28.701	99.158

30 37 Nuno CAETANO

SBK Behind 18.836

Best Time 4:08.283 Best Speed 107.313 On 4 Gp

Lap	Elapsed Time	Lap Time	Lap Speed
1	7:43.682	7:43.682	56.493
2	11:54.565	4:10.883	106.201
3	16:02.960	4:08.395	107.264
4	20:11.243	4:08.283	107.313
5	24:19.977	4:08.734	107.118
6	28:38.491	4:18.514	103.066

31 60 Peter HICKMAN

SBK Behind 19.278

Best Time 4:08.725 Best Speed 107.122 On 7 Gp

Lap	Elapsed Time	Lap Time	Lap Speed
1	7:02.060	7:02.060	62.064
2	11:21.077	4:19.017	102.866
3	15:36.004	4:14.927	104.516
4	19:55.411	4:19.407	102.711
5	27:40.919	7:45.508	57.236
6	31:52.800	4:11.881	105.780
7	36:01.525	4:08.725	107.122
8	40:22.163	4:20.638	102.226



METZELER ULSTER GRAND PRIX

SUPERBIKE

Dundrod 150 Free Practice

Wednesday, 05 August 2015

DETAILED RESULT

UGP Superbike First Qualifying



Qualifying Classification

Position

32 17 Dave HEWSON

SBK Behind 20.004

Best Time 4:09.451 Best Speed 106.810 On 7 Gp

Lap	Elapsed Time	Lap Time	Lap Speed
1	5:43.033	5:43.033	76.362
2	10:10.426	4:27.393	99.643
3	14:28.605	4:18.179	103.200
4	18:48.892	4:20.287	102.364
5	28:23.435	9:34.543	46.374
6	32:33.196	4:09.761	106.678
7	36:42.647	4:09.451	106.810
8	41:08.881	4:26.234	100.077

33 40 Matthew REES

SBK Behind 21.325

Best Time 4:10.772 Best Speed 106.248 On 7 Gp

Lap	Elapsed Time	Lap Time	Lap Speed
1	8:13.106	8:13.106	53.122
2	12:35.662	4:22.556	101.479
3	16:48.682	4:13.020	105.304
4	21:02.362	4:13.680	105.030
5	25:14.163	4:11.801	105.814
6	29:26.073	4:11.910	105.768
7	33:36.845	4:10.772	106.248
8	37:51.015	4:14.170	104.827

34 25 Fabrice MIGUET

SBK Behind 21.973

Best Time 4:11.420 Best Speed 105.974 On 4 Gp

Lap	Elapsed Time	Lap Time	Lap Speed
1	6:13.971	6:13.971	70.045
2	10:42.951	4:28.980	99.056
3	30:46.347	20:03.396	22.141
4	34:57.767	4:11.420	105.974
5	39:13.823	4:16.056	104.055

UGP Superbike First Qualifying

Qualifying Classification

Position

35 49 Callum LAIDLAW

SBK Behind 22.489

Best Time 4:11.936 Best Speed 105.757 On 6 Gp

Lap	Elapsed Time	Lap Time	Lap Speed
1	8:43.965	8:43.965	49.993
2	13:02.490	4:18.525	103.061
3	17:17.976	4:15.486	104.287
4	21:31.361	4:13.385	105.152
5	25:47.739	4:16.378	103.925
6	29:59.675	4:11.936	105.757
7	34:18.387	4:18.712	102.987

36 61 John WALSH

SBK Behind 22.508

Best Time 4:11.955 Best Speed 105.749 On 5 Gp

Lap	Elapsed Time	Lap Time	Lap Speed
1	5:58.138	5:58.138	73.141
2	10:27.013	4:28.875	99.094
3	14:56.551	4:29.538	98.850
4	23:20.983	8:24.432	52.820
5	27:32.938	4:11.955	105.749
6	31:48.609	4:15.671	104.212
7	39:12.523	7:23.914	60.021

37 56 John INGRAM

SBK Behind 22.578

Best Time 4:12.025 Best Speed 105.720 On 5 Gp

Lap	Elapsed Time	Lap Time	Lap Speed
1	20:02.484	20:02.484	21.784
2	24:25.948	4:23.464	101.129
3	28:41.681	4:15.733	104.187
4	32:55.702	4:14.021	104.889
5	37:07.727	4:12.025	105.720
6	41:32.101	4:24.374	100.781

38 26 Ben WYLIE

SBK Behind 23.975

Best Time 4:13.422 Best Speed 105.137 On 4 Gp

Lap	Elapsed Time	Lap Time	Lap Speed
1	5:24.904	5:24.904	80.623
2	10:13.279	4:48.375	92.393
3	27:20.437	17:07.158	25.939
4	31:33.859	4:13.422	105.137
5	35:52.381	4:18.522	103.063



METZELER ULSTER GRAND PRIX

SUPERBIKE

Dundrod 150 Free Practice

Wednesday, 05 August 2015

DETAILED RESULT

UGP Superbike First Qualifying



Qualifying Classification

Position

39 67 Gary MILLER

SBK Behind 25.535

Best Time 4:14.982 Best Speed 104.493 On 5 Gp

Lap	Elapsed Time	Lap Time	Lap Speed
1	7:34.379	7:34.379	57.649
2	12:04.638	4:30.259	98.587
3	16:24.353	4:19.715	102.589
4	20:43.904	4:19.551	102.654
5	24:58.886	4:14.982	104.493
6	29:17.907	4:19.021	102.864
7	38:17.266	8:59.359	49.399
8	42:55.370	4:38.104	95.806

40 122 Alan BONNER

SBK Behind 25.802

Best Time 4:15.249 Best Speed 104.384 On 2 Gp

Lap	Elapsed Time	Lap Time	Lap Speed
1	7:35.609	7:35.609	57.494
2	11:50.858	4:15.249	104.384
3	16:06.513	4:15.655	104.218

41 50 Gavin LUPTON

SBK Behind 26.745

Best Time 4:16.192 Best Speed 104.000 On 6 Gp

Lap	Elapsed Time	Lap Time	Lap Speed
1	8:43.876	8:43.876	50.002
2	13:14.469	4:30.593	98.465
3	20:01.277	6:46.808	65.495
4	24:28.314	4:27.037	99.776
5	28:46.271	4:17.957	103.288
6	33:02.463	4:16.192	104.000
7	37:19.464	4:17.001	103.673
8	42:01.446	4:41.982	94.488

42 75 Stephen McKNIGHT

SBK Behind 29.777

Best Time 4:19.224 Best Speed 102.784 On 4 Gp

Lap	Elapsed Time	Lap Time	Lap Speed
1	5:56.735	5:56.735	73.429
2	10:23.638	4:26.903	99.826
3	14:47.673	4:24.035	100.911
4	19:06.897	4:19.224	102.784
5	23:28.906	4:22.009	101.691

UGP Superbike First Qualifying

Qualifying Classification

Position

43 33 Paul CRANSTON

SBK Behind 30.339

Best Time 4:19.786 Best Speed 102.561 On 5 Gp

Lap	Elapsed Time	Lap Time	Lap Speed
1	8:16.635	8:16.635	52.744
2	12:50.204	4:33.569	97.394
3	19:45.327	6:55.123	64.183
4	24:09.250	4:23.923	100.954
5	28:29.036	4:19.786	102.561
6	32:53.506	4:24.470	100.745
7	43:14.802	10:21.296	42.884

44 59 Gareth EVANS

SBK Behind 30.751

Best Time 4:20.198 Best Speed 102.399 On 7 Gp

Lap	Elapsed Time	Lap Time	Lap Speed
1	6:29.018	6:29.018	67.335
2	11:00.484	4:31.466	98.148
3	15:26.897	4:26.413	100.010
4	19:49.416	4:22.519	101.493
5	24:13.491	4:24.075	100.895
6	28:34.628	4:21.137	102.031
7	32:54.826	4:20.198	102.399
8	37:26.824	4:31.998	97.956

45 29 Eric WILSON

SBK Behind 32.098

Best Time 4:21.545 Best Speed 101.871 On 8 Gp

Lap	Elapsed Time	Lap Time	Lap Speed
1	7:32.962	7:32.962	57.830
2	12:20.431	4:47.469	92.685
3	16:57.103	4:36.672	96.302
4	21:25.631	4:28.528	99.222
5	25:53.030	4:27.399	99.641
6	30:18.631	4:25.601	100.316
7	34:40.235	4:21.604	101.848
8	39:01.780	4:21.545	101.871



METZELER ULSTER GRAND PRIX

SUPERBIKE

Dundrod 150 Free Practice

Wednesday, 05 August 2015

DETAILED RESULT

UGP Superbike First Qualifying



Qualifying Classification

Position

46 125 David MURPHY

SBK Behind 32.694

Best Time 4:22.141 Best Speed 101.640 On 3 Gp

Lap	Elapsed Time	Lap Time	Lap Speed
1	6:00.126	6:00.126	72.738
2	10:30.562	4:30.436	98.522
3	14:52.703	4:22.141	101.640
4	19:17.856	4:25.153	100.485

47 19 George SPENCE

SBK Behind 32.919

Best Time 4:22.366 Best Speed 101.553 On 6 Gp

Lap	Elapsed Time	Lap Time	Lap Speed
1	5:59.854	5:59.854	72.793
2	10:40.012	4:40.158	95.103
3	15:11.070	4:31.058	98.296
4	19:45.113	4:34.043	97.225
5	24:16.130	4:31.017	98.311
6	28:38.496	4:22.366	101.553
7	33:06.592	4:28.096	99.382
8	37:39.601	4:33.009	97.594

48 23 Andrew TAYLOR

SBK Behind 33.593

Best Time 4:23.040 Best Speed 101.292 On 6 Gp

Lap	Elapsed Time	Lap Time	Lap Speed
1	6:03.487	6:03.487	72.065
2	10:40.451	4:36.964	96.200
3	15:14.695	4:34.244	97.154
4	19:46.451	4:31.756	98.044
5	24:18.022	4:31.571	98.110
6	28:41.062	4:23.040	101.292
7	33:09.136	4:28.074	99.390
8	41:20.242	8:11.106	54.253

49 21 Alan CONNOR

SBK Behind 35.058

Best Time 4:24.505 Best Speed 100.731 On 2 Gp

Lap	Elapsed Time	Lap Time	Lap Speed
1	11:35.301	11:35.301	37.674
2	15:59.806	4:24.505	100.731
3	20:28.400	4:28.594	99.198

UGP Superbike First Qualifying

Qualifying Classification

Position

50 43 Andrew SELLARS

SBK Behind 35.609

Best Time 4:25.056 Best Speed 100.522 On 5 Gp

Lap	Elapsed Time	Lap Time	Lap Speed
1	5:55.600	5:55.600	73.663
2	10:36.299	4:40.699	94.920
3	15:07.158	4:30.859	98.368
4	19:35.973	4:28.815	99.116
5	24:01.029	4:25.056	100.522
6	28:27.049	4:26.020	100.158
7	39:18.640	10:51.591	40.891

51 82 Xavier DENIS

SBK Behind 39.217

Best Time 4:28.664 Best Speed 99.172 On 7 Gp

Lap	Elapsed Time	Lap Time	Lap Speed
1	5:42.093	5:42.093	76.572
2	10:31.841	4:49.748	91.956
3	18:21.780	7:49.939	56.697
4	23:02.666	4:40.886	94.857
5	27:38.858	4:36.192	96.469
6	32:10.457	4:31.599	98.100
7	36:39.121	4:28.664	99.172
8	41:17.058	4:37.937	95.863

52 73 Trevor MATTHEWSON

SBK Behind 43.027

Best Time 4:32.474 Best Speed 97.785 On 5 Gp

Lap	Elapsed Time	Lap Time	Lap Speed
1	6:21.812	6:21.812	68.606
2	11:02.826	4:41.014	94.814
3	15:41.476	4:38.650	95.618
4	20:15.286	4:33.810	97.308
5	24:47.760	4:32.474	97.785
6	29:21.242	4:33.482	97.425
7	33:54.254	4:33.012	97.593
8	38:37.464	4:43.210	94.078

Non Qualifiers

Position



METZELER ULSTER GRAND PRIX

SUPERBIKE

Dundrod 150 Free Practice

Wednesday, 05 August 2015

DETAILED RESULT

UGP Superbike First Qualifying



Non Qualifiers

Position

94 Dominic HERBERTSON

SBK Behind 36.975

Best Time 4:26.422 Best Speed 100.007 On 2 Gp

Lap	Elapsed Time	Lap Time	Lap Speed
1	5:57.378	5:57.378	73.297
2	10:23.800	4:26.422	100.007

20 Hubert KALTHUBER

SBK Behind 42.100

Best Time 4:31.547 Best Speed 98.119 On 2 Gp

Lap	Elapsed Time	Lap Time	Lap Speed
1	7:55.795	7:55.795	55.055
2	12:27.342	4:31.547	98.119

88 Brandon CRETU

SBK Behind 42.644

Best Time 4:32.091 Best Speed 97.923 On 2 Gp

Lap	Elapsed Time	Lap Time	Lap Speed
1	5:42.361	5:42.361	76.512
2	10:14.452	4:32.091	97.923
3	14:47.562	4:33.110	97.558
4	25:25.209	10:37.647	41.785

14 Tom McHALE

SBK Behind 54.291

Best Time 4:43.738 Best Speed 93.903 On 2 Gp

Lap	Elapsed Time	Lap Time	Lap Speed
1	7:26.581	7:26.581	58.656
2	12:10.319	4:43.738	93.903
3	37:07.453	24:57.134	17.797
4	42:00.930	4:53.477	90.787

METZELER ULSTER GRAND PRIX SUPERBIKE

Second Qualifying
Thursday, 06 August 2015



Qualifying Time **3:57.847** Qualifying Speed **112.021**
----- Best Lap -----
Time Behind Speed On Total Laps Qualifying Laps


Pos	Class	No	Name	Machine / Sponsor	Time	Behind	Speed	On	Total Laps	Qualifying Laps
Qualifying Classification										
1	SBK	4	Guy MARTIN	BMW - Tyco BMW Motorrad Racing	3:21.489		132.235	12	12	9
2	SBK	5	Bruce ANSTEY	Honda - Valvoline Racing by Padgetts	3:21.758	0.269	132.059	6	8	6
3	SBK	9	Ian HUTCHINSON	Kawasaki - PBM Kawasaki	3:21.896	0.407	131.969	10	10	6
4	SBK	60	Peter HICKMAN	BMW - Briggs Equipment BMW	3:21.943	0.454	131.938	9	10	7
5	SBK	13	Lee JOHNSTON	BMW - ECR/Burdens	3:22.949	1.460	131.284	6	9	7
6	SBK	6	William DUNLOP	BMW - Tyco BMW Motorrad Racing	3:22.986	1.497	131.260	9	11	9
7	SBK	1	Michael DUNLOP	BMW - Buildbase BMW Motorrad	3:23.764	2.275	130.759	9	9	4
8	SBK	2	Dean HARRISON	Yamaha - Mar-Train Racing	3:23.845	2.356	130.707	9	11	9
9	SBK	24	Keith AMOR	BMW - Rig Deluge Road Racing	3:23.873	2.384	130.689	7	9	7
10	SBK	7	Dan KNEEN	Honda - Valvoline Racing by Padgetts	3:23.894	2.405	130.676	9	11	8
11	SBK	10	Conor CUMMINS	Honda - Honda Racing	3:25.097	3.608	129.909	10	10	5
12	SBK	15	Ivan LINTIN	Kawasaki - RC Express Racing	3:26.258	4.769	129.178	9	10	6
13	SBK	72	David JOHNSON	BMW - Ice Valley by Motorsave Trade	3:26.893	5.404	128.781	12	12	9
14	SBK	51	Derek SHEILS	Kawasaki - BikeBitsNI Racing	3:27.780	6.291	128.232	9	10	6
15	SBK	66	Russ MOUNTFORD	Kawasaki - Silicone Engineering	3:27.875	6.386	128.173	4	11	7
16	SBK	12	Daniel COOPER	Honda - Cooper Racing/Space Centre	3:31.139	9.650	126.192	11	12	9
17	SBK	27	Phillip CROWE	BMW - Handtrans/Sheffpack	3:31.255	9.766	126.122	10	11	7
18	SBK	77	Mark GOODINGS	Kawasaki - IPG Power Generation	3:31.262	9.773	126.118	9	10	7
19	SBK	104	Daley MATHISON	Suzuki - Hol-Taj Suzuki	3:31.421	9.932	126.023	11	11	8
20	SBK	52	James COWTON	Honda - VRS Racing	3:31.708	10.219	125.852	3	5	3
21	SBK	11	Paul SHOESMITH	BMW - Ice Valley by Motorsave Trade	3:31.924	10.435	125.724	4	11	8
22	SBK	61	John WALSH	BMW - Nolan Racing	3:31.947	10.458	125.710	3	7	5
23	SBK	86	Derek McGEE	Kawasaki - McGee Racing	3:32.654	11.165	125.293	4	4	3
24	SBK	97	Seamus ELLIOTT	Honda - Wilson Craig Racing	3:32.706	11.217	125.262	7	8	6
25	SBK	76	Horst SAIGER	Kawasaki - Team ILR	3:33.473	11.984	124.812	9	10	6
26	SBK	26	Ben WYLIE	Bimota - Bimota UK	3:34.697	13.208	124.100	2	10	7
27	SBK	14	Tom McHALE	Honda	3:34.960	13.471	123.948	9	9	6
28	SBK	53	Jonathan HOWARTH	Honda - DTR	3:35.913	14.424	123.401	8	9	6
29	SBK	80	Darren COOPER	Kawasaki - Flue Stox	3:36.872	15.383	122.856	4	9	6
30	SBK	47	Alistair KIRK	Kawasaki - AKR / McCurry Motorsport	3:36.933	15.444	122.821	8	10	6
31	SBK	25	Fabrice MIGUET	Kawasaki - Optimark Road Racing	3:37.043	15.554	122.759	9	11	8
32	SBK	56	John INGRAM	Kawasaki - Morello Racing	3:37.091	15.602	122.732	11	11	8
33	SBK	82	Xavier DENIS	Kawasaki - Optimark Road Racing	3:37.453	15.964	122.527	5	6	4
34	SBK	37	Nuno CAETANO	Kawasaki - KS Team of Portugal	3:37.789	16.300	122.338	3	5	3
35	SBK	30	Jochem van den HOEK	Yamaha	3:38.049	16.560	122.193	8	9	5
36	SBK	17	Dave HEWSON	Bimota - Bimota UK	3:39.939	18.450	121.142	9	9	6
37	SBK	71	Davy MORGAN	Honda - Magic Bullet CSC Racing	3:41.204	19.715	120.450	4	7	4
38	SBK	50	Gavin LUPTON	Honda	3:41.728	20.239	120.165	8	9	6
39	SBK	75	Stephen McKNIGHT	Honda	3:42.260	20.771	119.877	8	11	8
40	SBK	57	Forest DUNN	Kawasaki	3:45.558	24.069	118.125	2	4	3
41	SBK	59	Gareth EVANS	Suzuki - Joe Evans Garage	3:45.831	24.342	117.982	8	8	6
42	SBK	49	Callum LAIDLAW	Suzuki 750 - Shay D Racing	3:46.459	24.970	117.655	8	9	6
43	SBK	40	Matthew REES	Kawasaki - GT Superbikes	3:47.582	26.093	117.074	2	5	3
44	SBK	67	Gary MILLER	Honda	3:49.063	27.574	116.317	9	10	7
45	SBK	19	George SPENCE	Honda - Dod Spence Racing	3:49.218	27.729	116.239	7	9	6
46	SBK	125	David MURPHY	Ducati 1199	3:49.226	27.737	116.234	9	10	6
47	SBK	20	Hubert KALTHUBER	BMW	3:50.348	28.859	115.668	7	8	3
48	SBK	29	Eric WILSON	BMW	3:50.788	29.299	115.448	8	9	5
49	SBK	43	Andrew SELLARS	Honda	3:51.467	29.978	115.109	9	9	6
50	SBK	23	Andrew TAYLOR	BMW - Reid Plastering	3:52.188	30.699	114.752	8	10	6

Non Qualifiers

SBK	34	Brian McCORMACK	Honda - TAG Racing	3:32.423	10.934	125.429	5	5	1
SBK	42	Andy LAWSON	Kawasaki - Shirlaw's Motorcycles	3:47.155	25.666	117.294	4	4	1
SBK	84	Maria COSTELLO	BMW - ESM/Hol-Taj	3:52.844	31.355	114.428	2	3	1
SBK	33	Paul CRANSTON	Suzuki - P & J Fuel Haulage	3:56.160	34.671	112.822	2	2	1
SBK	73	Trevor MATTHEWSON	Suzuki 750 - Strangford Holiday Park	4:08.213	46.724	107.343	9	9	0
SBK	21	Alan CONNOR	Suzuki - Connor Racing	7:05.087	3:43.598	62.679	2	3	0

Provisional result to be confirmed by the Stewards of the Meeting subject to completion of technical inspections & the time limit for protests

Page 1 / 1

Circuit	Dundrod	Signed	Organising Club	Dundrod & District MCC
Length(miles)	7.4011		Qualifying Started	16:14
Weather	Cloudy	Chief Timekeeper		
Track	Dry	Issued At: 17:51		



METZELER ULSTER GRAND PRIX

SUPERBIKE

Second Qualifying

Thursday, 06 August 2015

DETAILED SECTOR ANALYSIS



Qualifying Classification

Position

1 4 Guy MARTIN

SBK Behind

Best Time **3:21.489** Best Speed **132.235** On **12** Gp

Lap	Lap Time	Lap Speed	Sector 1	Sector 2	Sector 3	Speed Trap
1	4:00.790	108.786		1:12.702	1:21.046	172.2
2	3:23.372	131.011	53.746	1:10.167	1:19.459	186.0
3	3:24.206	130.476	53.395	1:11.079	1:19.732	186.5
4	3:22.363	131.664	53.366	1:09.700	1:19.297	187.6
5	3:23.500	130.929	53.172	1:09.731	1:20.597	189.7
6	39:51.910	11.139	53.414	1:10.140	37:48.356	185.5
7	15:10.723	29.256		1:15.528	1:22.385	175.3
8	3:26.468	129.046	53.923	1:11.246	1:21.299	177.7
9	3:23.871	130.690	53.196	1:09.621	1:21.054	186.5
10	3:21.888	131.974	53.137	1:09.493	1:19.258	187.6
11	3:22.016	131.890	52.973	1:09.799	1:19.244	189.1
12	3:21.489	132.235	53.100	1:09.287	1:19.102	188.6
<i>Ideal</i>	<i>3:21.362</i>	<i>132.319</i>	<i>52.973</i>	<i>1:09.287</i>	<i>1:19.102</i>	<i>189.7</i>

2 5 Bruce ANSTEY

SBK Behind **0.269**

Best Time **3:21.758** Best Speed **132.059** On **6** Gp

Lap	Lap Time	Lap Speed	Sector 1	Sector 2	Sector 3	Speed Trap
1	4:36.518	94.730		1:15.569	1:24.903	149.0
2	3:24.790	130.104	53.952	1:11.232	1:19.606	184.5
3	3:36.818	122.886	54.048	1:11.021	1:31.749	174.4
4	1:00:19.026	7.362	57:43.505	1:12.856	1:22.665	155.5
5	3:31.897	125.740	53.048	1:10.347	1:28.502	188.6
6	3:21.758	132.059	53.626	1:09.333	1:18.799	195.2
7	3:21.837	132.007	52.722	1:09.979	1:19.136	193.5
8	3:26.854	128.806	52.669	1:11.053	1:23.132	196.3
<i>Ideal</i>	<i>3:20.801</i>	<i>132.688</i>	<i>52.669</i>	<i>1:09.333</i>	<i>1:18.799</i>	<i>196.3</i>

Qualifying Classification

Position

3 9 Ian HUTCHINSON

SBK Behind **0.407**

Best Time **3:21.896** Best Speed **131.969** On **10** Gp

Lap	Lap Time	Lap Speed	Sector 1	Sector 2	Sector 3	Speed Trap
1	4:22.100	99.942		1:14.292	1:30.086	175.3
2	3:24.250	130.448	53.759	1:11.073	1:19.418	182.0
3	3:26.010	129.333	52.903	1:10.329	1:22.778	192.4
4	8:23.482	52.919	5:51.554	1:10.962	1:20.966	178.6
5	37:30.559	11.839	54.919	1:45.817	34:49.823	194.0
6	14:54.447	29.788	12:12.308	1:12.872	1:29.267	162.6
7	3:22.161	131.796	53.154	1:09.910	1:19.097	193.5
8	3:25.231	129.824	53.086	1:10.040	1:22.105	175.8
9	3:22.852	131.347	52.956	1:10.124	1:19.772	195.7
10	3:21.896	131.969	52.677	1:09.888	1:19.331	196.3
<i>Ideal</i>	<i>3:21.662</i>	<i>132.122</i>	<i>52.677</i>	<i>1:09.888</i>	<i>1:19.097</i>	<i>196.3</i>

4 60 Peter HICKMAN

SBK Behind **0.454**

Best Time **3:21.943** Best Speed **131.938** On **9** Gp

Lap	Lap Time	Lap Speed	Sector 1	Sector 2	Sector 3	Speed Trap
1	6:25.403	67.967		1:16.292	1:23.183	134.7
2	3:30.671	126.472	54.408	1:13.767	1:22.496	188.6
3	3:28.344	127.884	53.566	1:12.661	1:22.117	191.3
4	3:26.792	128.844	53.564	1:12.321	1:20.907	191.8
5	4:06.455	108.109	54.327	1:14.801	1:57.327	189.1
6	50:57.198	8.715		1:12.279	1:24.443	156.9
7	3:25.684	129.538	53.493	1:11.131	1:21.060	188.6
8	3:31.234	126.135	57.258	1:10.908	1:23.068	186.5
9	3:21.943	131.938	52.997	1:09.598	1:19.348	190.2
10	3:26.966	128.736	52.806	1:11.215	1:22.945	191.3
<i>Ideal</i>	<i>3:21.752</i>	<i>132.063</i>	<i>52.806</i>	<i>1:09.598</i>	<i>1:19.348</i>	<i>191.8</i>



METZELER ULSTER GRAND PRIX

SUPERBIKE

Second Qualifying

Thursday, 06 August 2015

DETAILED SECTOR ANALYSIS



Qualifying Classification

Position

5 13 Lee JOHNSTON

SBK Behind 1.460

Best Time **3:22.949** Best Speed **131.284** On **6** Gp

Lap	Lap Time	Lap Speed	Sector 1	Sector 2	Sector 3	Speed Trap
1	4:21.937	100.004		1:13.161	1:32.468	173.1
2	3:23.763	130.760	53.280	1:10.531	1:19.952	189.7
3	3:24.095	130.547	53.176	1:10.643	1:20.276	188.1
4	3:27.165	128.612	53.192	1:11.052	1:22.921	186.0
5	57:22.233	7.740	54:40.179	1:12.245	1:29.809	167.1
6	3:22.949	131.284	52.991	1:10.145	1:19.813	187.0
7	3:23.210	131.115	52.717	1:10.694	1:19.799	192.4
8	3:26.532	129.006	53.317	1:13.470	1:19.745	187.6
9	3:42.198	119.911	53.023	1:15.939	1:33.236	182.0
<i>Ideal</i>	<i>3:22.607</i>	<i>131.506</i>	<i>52.717</i>	<i>1:10.145</i>	<i>1:19.745</i>	<i>192.4</i>

6 6 William DUNLOP

SBK Behind 1.497

Best Time **3:22.986** Best Speed **131.260** On **9** Gp

Lap	Lap Time	Lap Speed	Sector 1	Sector 2	Sector 3	Speed Trap
1	4:21.071	100.335		1:15.430	1:29.877	176.7
2	3:26.981	128.727	54.406	1:11.294	1:21.281	188.1
3	3:25.077	129.922	53.406	1:10.929	1:20.742	191.8
4	3:24.447	130.322	53.263	1:10.676	1:20.508	195.2
5	3:47.104	117.321	55.799	1:16.044	1:35.261	190.7
6	54:15.821	8.183	51:39.661	1:12.417	1:23.743	181.5
7	3:24.804	130.095	53.564	1:10.731	1:20.509	191.8
8	3:24.788	130.105	53.785	1:10.290	1:20.713	187.6
9	3:22.986	131.260	52.853	1:10.089	1:20.044	195.2
10	3:23.016	131.241	52.952	1:10.155	1:19.909	193.5
11	3:56.521	112.649	59.631	1:20.282	1:36.608	176.3
<i>Ideal</i>	<i>3:22.851</i>	<i>131.347</i>	<i>52.853</i>	<i>1:10.089</i>	<i>1:19.909</i>	<i>195.2</i>

Qualifying Classification

Position

7 1 Michael DUNLOP

SBK Behind 2.275

Best Time **3:23.764** Best Speed **130.759** On **9** Gp

Lap	Lap Time	Lap Speed	Sector 1	Sector 2	Sector 3	Speed Trap
1	6:35.049	66.307		1:25.266	1:39.607	167.1
2	3:33.076	125.044	54.155	1:13.360	1:25.561	187.6
3	6:59.587	63.500		1:13.167	1:22.978	179.5
4	4:14.714	104.603	53.395	1:10.811	2:10.508	188.1
5	51:54.152	8.556		1:14.144	1:24.843	173.5
6	3:27.603	128.341	53.872	1:11.360	1:22.371	188.6
7	3:32.865	125.168	54.632	1:11.554	1:26.679	189.1
8	5:25.538	81.846		1:11.380	1:31.282	176.3
9	3:23.764	130.759	53.256	1:09.768	1:20.740	188.6
<i>Ideal</i>	<i>3:23.764</i>	<i>130.759</i>	<i>53.256</i>	<i>1:09.768</i>	<i>1:20.740</i>	<i>189.1</i>

8 2 Dean HARRISON

SBK Behind 2.356

Best Time **3:23.845** Best Speed **130.707** On **9** Gp

Lap	Lap Time	Lap Speed	Sector 1	Sector 2	Sector 3	Speed Trap
1	4:37.469	94.406		1:14.952	1:25.597	159.2
2	3:25.374	129.734	53.980	1:10.763	1:20.631	185.0
3	3:24.548	130.258	53.817	1:10.536	1:20.195	187.0
4	3:25.997	129.341	53.891	1:11.279	1:20.827	186.5
5	3:36.884	122.849	56.136	1:13.367	1:27.381	186.5
6	53:44.662	8.263		1:12.877	1:22.444	168.3
7	3:24.876	130.049	54.153	1:10.520	1:20.203	187.6
8	3:24.708	130.156	53.556	1:11.099	1:20.053	189.1
9	3:23.845	130.707	53.504	1:10.277	1:20.064	187.6
10	3:24.367	130.373	53.926	1:10.258	1:20.183	187.0
11	3:37.740	122.366	58.904	1:12.359	1:26.477	178.1
<i>Ideal</i>	<i>3:23.815</i>	<i>130.726</i>	<i>53.504</i>	<i>1:10.258</i>	<i>1:20.053</i>	<i>189.1</i>

METZELER ULSTER GRAND PRIX

SUPERBIKE

Second Qualifying

Thursday, 06 August 2015

DETAILED SECTOR ANALYSIS



Qualifying Classification

Position

9 24 Keith AMOR

SBK Behind 2.384

Best Time 3:23.873 Best Speed 130.689 On 7 Gp

Lap	Lap Time	Lap Speed	Sector 1	Sector 2	Sector 3	Speed Trap
1	4:12.340	103.807		1:13.291	1:22.219	170.9
2	3:29.203	127.359	54.857	1:12.720	1:21.626	180.5
3	3:27.661	128.305	54.285	1:11.887	1:21.489	185.5
4	3:31.239	126.132	54.625	1:11.553	1:25.061	186.0
5	57:12.568	7.762		1:13.336	1:24.446	171.3
6	3:28.803	127.603	54.361	1:12.606	1:21.836	188.6
7	3:23.873	130.689	53.350	1:10.911	1:19.612	185.5
8	3:25.770	129.484	53.336	1:11.687	1:20.747	185.5
9	3:45.926	117.932	57.467	1:16.827	1:31.632	185.5
<i>Ideal</i>	<i>3:23.859</i>	<i>130.698</i>	<i>53.336</i>	<i>1:10.911</i>	<i>1:19.612</i>	<i>188.6</i>

10 7 Dan KNEEN

SBK Behind 2.405

Best Time 3:23.894 Best Speed 130.676 On 9 Gp

Lap	Lap Time	Lap Speed	Sector 1	Sector 2	Sector 3	Speed Trap
1	4:37.223	94.490		1:15.728	1:25.786	158.1
2	3:27.497	128.406	54.560	1:12.287	1:20.650	188.6
3	3:28.359	127.875	54.674	1:11.848	1:21.837	186.5
4	3:34.615	124.148	56.195	1:12.396	1:26.024	181.5
5	42:03.086	10.560		1:57.359	33:34.706	110.2
6	15:02.876	29.510		1:14.808	1:23.500	143.6
7	3:26.898	128.778	55.250	1:11.148	1:20.500	187.6
8	3:26.368	129.109	54.765	1:11.499	1:20.104	170.9
9	3:23.894	130.676	53.744	1:10.298	1:19.852	187.6
10	3:26.934	128.756	53.407	1:10.709	1:22.818	188.1
11	3:30.011	126.869	54.457	1:11.025	1:24.529	185.0
<i>Ideal</i>	<i>3:23.557</i>	<i>130.892</i>	<i>53.407</i>	<i>1:10.298</i>	<i>1:19.852</i>	<i>188.6</i>

Qualifying Classification

Position

11 10 Conor CUMMINS

SBK Behind 3.608

Best Time 3:25.097 Best Speed 129.909 On 10 Gp

Lap	Lap Time	Lap Speed	Sector 1	Sector 2	Sector 3	Speed Trap
1	4:22.950	99.618		1:13.851	1:22.967	169.6
2	3:25.390	129.724	54.470	1:11.108	1:19.812	183.0
3	3:28.438	127.827	53.724	1:10.601	1:24.113	188.1
4	6:42.217	66.243		1:12.880	1:22.224	168.7
5	40:10.506	11.053	54.867	1:10.636	38:05.003	180.5
6	14:51.632	29.882		1:12.241	1:25.886	162.2
7	8:02.207	55.254		1:13.530	1:20.337	167.1
8	3:26.176	129.229	54.172	1:10.283	1:21.721	184.5
9	3:29.688	127.065	54.400	1:12.903	1:22.385	182.0
10	3:25.097	129.909	54.253	1:10.380	1:20.464	184.0
<i>Ideal</i>	<i>3:23.819</i>	<i>130.724</i>	<i>53.724</i>	<i>1:10.283</i>	<i>1:19.812</i>	<i>188.1</i>

12 15 Ivan LINTIN

SBK Behind 4.769

Best Time 3:26.258 Best Speed 129.178 On 9 Gp

Lap	Lap Time	Lap Speed	Sector 1	Sector 2	Sector 3	Speed Trap
1	4:38.016	94.220		1:15.200	1:25.338	161.5
2	3:27.572	128.360	54.114	1:12.277	1:21.181	181.0
3	3:34.779	124.053	54.222	1:13.414	1:27.143	187.6
4	5:36.484	79.183		1:13.103	1:24.124	174.4
5	4:19.288	102.758	54.532	1:12.555	2:12.201	191.3
6	50:19.664	8.823	47:43.225	1:12.543	1:23.896	165.8
7	3:26.722	128.888	53.733	1:11.663	1:21.326	189.1
8	3:26.365	129.111	53.834	1:11.077	1:21.454	186.5
9	3:26.258	129.178	53.962	1:11.422	1:20.874	192.4
10	3:40.743	120.701	56.585	1:13.699	1:30.459	186.5
<i>Ideal</i>	<i>3:25.684</i>	<i>129.538</i>	<i>53.733</i>	<i>1:11.077</i>	<i>1:20.874</i>	<i>192.4</i>

METZELER ULSTER GRAND PRIX

SUPERBIKE

Second Qualifying

Thursday, 06 August 2015

DETAILED SECTOR ANALYSIS



Qualifying Classification

Position

13 72 David JOHNSON

SBK Behind 5.404

Best Time 3:26.893 Best Speed 128.781 On 12 Gp

Lap	Lap Time	Lap Speed	Sector 1	Sector 2	Sector 3	Speed Trap
1	4:48.014	90.949		1:15.880	1:27.359	158.1
2	3:31.533	125.957	55.063	1:13.841	1:22.629	184.0
3	3:30.622	126.501	55.403	1:12.908	1:22.311	184.0
4	3:28.040	128.071	54.613	1:11.896	1:21.531	184.0
5	3:27.666	128.302	54.565	1:11.889	1:21.212	183.5
6	38:31.224	11.528	57.069	1:15.907	36:18.248	183.0
7	17:20.519	25.606	14:37.879	1:16.560	1:26.080	154.1
8	3:27.985	128.105	54.320	1:12.406	1:21.259	186.0
9	3:27.138	128.629	54.086	1:12.273	1:20.779	186.0
10	3:29.899	126.937	54.065	1:11.829	1:24.005	187.0
11	3:27.505	128.402	54.625	1:11.768	1:21.112	185.5
12	3:26.893	128.781	53.744	1:11.443	1:21.706	186.0
<i>Ideal</i>	3:25.966	129.361	53.744	1:11.443	1:20.779	187.0

14 51 Derek SHEILS

SBK Behind 6.291

Best Time 3:27.780 Best Speed 128.232 On 9 Gp

Lap	Lap Time	Lap Speed	Sector 1	Sector 2	Sector 3	Speed Trap
1	4:33.676	95.714		1:17.192	1:23.643	158.4
2	3:30.331	126.676	55.765	1:13.136	1:21.430	180.5
3	3:37.806	122.329	55.023	1:13.122	1:29.661	181.5
4	6:44.042	65.944		1:14.758	1:22.955	165.0
5	39:08.161	11.347	55.763	1:12.956	36:59.442	180.5
6	20:18.163	21.872		1:19.595	1:26.280	154.4
7	3:31.307	126.091	55.943	1:12.116	1:23.248	175.3
8	3:28.370	127.869	54.480	1:12.810	1:21.080	0.0
9	3:27.780	128.232	54.632	1:12.376	1:20.772	180.5
10	3:28.335	127.890	55.153	1:11.630	1:21.552	183.0
<i>Ideal</i>	3:26.882	128.788	54.480	1:11.630	1:20.772	183.0

Qualifying Classification

Position

15 66 Russ MOUNTFORD

SBK Behind 6.386

Best Time 3:27.875 Best Speed 128.173 On 4 Gp

Lap	Lap Time	Lap Speed	Sector 1	Sector 2	Sector 3	Speed Trap
1	4:28.662	97.501		1:15.129	1:23.914	158.4
2	3:31.598	125.918	54.995	1:12.906	1:23.697	186.5
3	3:28.159	127.998	54.773	1:12.049	1:21.337	185.0
4	3:27.875	128.173	54.608	1:11.976	1:21.291	186.0
5	3:28.821	127.592	54.764	1:12.306	1:21.751	184.5
6	38:59.737	11.388	55.381	1:12.859	36:51.497	182.0
7	16:50.936	26.356		1:15.881	1:21.980	170.5
8	3:56.749	112.541	54.609	1:12.472	1:49.668	185.0
9	6:50.241	64.947		1:12.126	1:22.432	173.1
10	3:28.455	127.816	54.805	1:12.026	1:21.624	180.5
11	3:28.339	127.888	54.751	1:11.895	1:21.693	185.0
<i>Ideal</i>	3:27.794	128.223	54.608	1:11.895	1:21.291	186.5

16 12 Daniel COOPER

SBK Behind 9.650

Best Time 3:31.139 Best Speed 126.192 On 11 Gp

Lap	Lap Time	Lap Speed	Sector 1	Sector 2	Sector 3	Speed Trap
1	4:59.210	87.546		1:20.894	1:28.118	154.8
2	3:36.495	123.070	56.721	1:15.724	1:24.050	173.1
3	3:38.102	122.163	57.653	1:16.719	1:23.730	171.8
4	3:35.946	123.383	55.990	1:16.429	1:23.527	181.5
5	3:33.673	124.695	56.233	1:14.054	1:23.386	179.5
6	37:45.395	11.761	58.543	1:40.961	35:05.891	180.0
7	14:56.069	29.734	12:13.280	1:17.184	1:25.605	151.6
8	3:34.550	124.185	56.475	1:14.591	1:23.484	174.9
9	3:32.178	125.574	55.646	1:14.165	1:22.367	177.7
10	3:31.385	126.045	55.698	1:13.346	1:22.341	181.5
11	3:31.139	126.192	55.866	1:13.493	1:21.780	179.5
12	3:37.519	122.490	55.438	1:12.869	1:29.212	180.0
<i>Ideal</i>	3:30.087	126.823	55.438	1:12.869	1:21.780	181.5



METZELER ULSTER GRAND PRIX

SUPERBIKE

Second Qualifying

Thursday, 06 August 2015

DETAILED SECTOR ANALYSIS



Qualifying Classification

Position

17 27 Phillip CROWE

SBK Behind 9.766

Best Time 3:31.255 Best Speed 126.122 On 10 Gp

Lap	Lap Time	Lap Speed	Sector 1	Sector 2	Sector 3	Speed Trap
1	4:40.436	93.407		1:18.128	1:27.801	157.3
2	3:37.818	122.322	57.664	1:15.158	1:24.996	174.4
3	3:39.678	121.286	57.323	1:15.096	1:27.259	173.1
4	4:34.117	97.199		1:22.213	1:26.039	162.2
5	4:01.027	110.543	56.660	1:14.773	1:49.594	172.2
6	53:38.673	8.278	50:50.525	1:17.345	1:30.803	156.2
7	3:33.820	124.609	56.719	1:14.307	1:22.794	173.1
8	3:33.030	125.071	56.342	1:13.553	1:23.135	173.1
9	3:34.006	124.501	56.097	1:15.377	1:22.532	174.4
10	3:31.255	126.122	55.864	1:13.391	1:22.000	171.8
11	3:39.323	121.483	56.259	1:13.411	1:29.653	173.5
<i>Ideal</i>	3:31.255	126.122	55.864	1:13.391	1:22.000	174.4

18 77 Mark GOODINGS

SBK Behind 9.773

Best Time 3:31.262 Best Speed 126.118 On 9 Gp

Lap	Lap Time	Lap Speed	Sector 1	Sector 2	Sector 3	Speed Trap
1	5:24.496	80.724		1:16.593	1:31.498	128.0
2	3:36.620	122.999	57.044	1:15.609	1:23.967	174.0
3	3:42.127	119.949	58.840	1:17.742	1:25.545	165.0
4	3:33.621	124.725	56.096	1:13.772	1:23.753	181.0
5	3:34.888	123.990	55.519	1:14.909	1:24.460	181.5
6	37:39.474	11.792	1:16.630	2:22.000	34:00.844	181.0
7	23:44.025	18.710		1:18.494	1:29.292	152.0
8	3:35.396	123.698	56.752	1:14.517	1:24.127	178.6
9	3:31.262	126.118	55.427	1:12.711	1:23.124	183.5
10	3:35.947	123.382	55.368	1:12.839	1:27.740	184.5
<i>Ideal</i>	3:31.203	126.153	55.368	1:12.711	1:23.124	184.5

Qualifying Classification

Position

19 104 Daley MATHISON

SBK Behind 9.932

Best Time 3:31.421 Best Speed 126.023 On 11 Gp

Lap	Lap Time	Lap Speed	Sector 1	Sector 2	Sector 3	Speed Trap
1	4:40.338	93.440		1:15.690	1:25.802	168.3
2	3:37.642	122.421	57.224	1:15.022	1:25.396	179.1
3	3:36.875	122.854	56.593	1:15.298	1:24.984	179.1
4	3:34.474	124.229	56.597	1:14.058	1:23.819	173.1
5	3:34.416	124.263	55.956	1:14.515	1:23.945	182.0
6	38:04.274	11.664	56.835	1:24.985	35:42.454	165.8
7	20:29.383	21.673		1:15.185	1:24.645	170.0
8	3:35.270	123.770	55.627	1:14.363	1:25.280	183.5
9	3:34.217	124.378	56.207	1:13.875	1:24.135	182.0
10	3:32.253	125.529	55.661	1:13.551	1:23.041	179.5
11	3:31.421	126.023	55.454	1:13.474	1:22.493	182.0
<i>Ideal</i>	3:31.421	126.023	55.454	1:13.474	1:22.493	183.5

20 52 James COWTON

SBK Behind 10.219

Best Time 3:31.708 Best Speed 125.852 On 3 Gp

Lap	Lap Time	Lap Speed	Sector 1	Sector 2	Sector 3	Speed Trap
1	57:25.794	7.602		1:24.755	35:57.315	166.2
2	15:09.632	29.291		1:16.045	1:25.108	159.6
3	3:31.708	125.852	55.924	1:13.347	1:22.437	179.1
4	3:32.516	125.374	55.864	1:13.860	1:22.792	173.1
5	3:39.570	121.346	56.244	1:14.726	1:28.600	180.0
<i>Ideal</i>	3:31.648	125.888	55.864	1:13.347	1:22.437	180.0

21 11 Paul SHOESMITH

SBK Behind 10.435

Best Time 3:31.924 Best Speed 125.724 On 4 Gp

Lap	Lap Time	Lap Speed	Sector 1	Sector 2	Sector 3	Speed Trap
1	4:48.213	90.887		1:16.755	1:25.095	151.0
2	3:34.103	124.445	56.045	1:14.570	1:23.488	171.3
3	3:32.821	125.194	55.555	1:12.936	1:24.330	176.3
4	3:31.924	125.724	55.851	1:12.777	1:23.296	180.0
5	3:34.066	124.466	56.380	1:13.708	1:23.978	170.9
6	38:14.921	11.610	56.566	1:25.119	35:53.236	174.4
7	17:28.530	25.411	14:45.171	1:17.243	1:26.116	156.2
8	3:34.046	124.478	56.365	1:13.783	1:23.898	183.0
9	3:34.122	124.434	56.423	1:13.950	1:23.749	177.2
10	3:33.121	125.018	55.949	1:13.433	1:23.739	179.5
11	3:34.785	124.049	55.763	1:14.045	1:24.977	175.8
<i>Ideal</i>	3:31.628	125.900	55.555	1:12.777	1:23.296	183.0



METZELER ULSTER GRAND PRIX

SUPERBIKE

Second Qualifying

Thursday, 06 August 2015

DETAILED SECTOR ANALYSIS



Qualifying Classification

Position

22 61 John WALSH

SBK Behind 10.458

Best Time 3:31.947 Best Speed 125.710 On 3 Gp

Lap	Lap Time	Lap Speed	Sector 1	Sector 2	Sector 3	Speed Trap
1	4:26.741	98.203		1:14.905	1:25.599	161.9
2	3:34.017	124.495	56.286	1:13.346	1:24.385	182.5
3	3:31.947	125.710	55.594	1:12.537	1:23.816	173.1
4	3:41.161	120.473	56.193	1:13.468	1:31.500	179.5
5	56:56.852	7.798	54:13.816	1:13.482	1:29.554	172.6
6	3:32.379	125.455	56.386	1:12.980	1:23.013	180.5
7	3:38.786	121.781	54.965	1:15.475	1:28.346	181.0
<i>Ideal</i>	<i>3:30.515</i>	<i>126.566</i>	<i>54.965</i>	<i>1:12.537</i>	<i>1:23.013</i>	<i>182.5</i>

23 86 Derek McGEE

SBK Behind 11.165

Best Time 3:32.654 Best Speed 125.293 On 4 Gp

Lap	Lap Time	Lap Speed	Sector 1	Sector 2	Sector 3	Speed Trap
1	1:20:18.549	5.436		1:20.869	1:29.191	145.7
2	3:36.918	122.830	56.762	1:14.696	1:25.460	170.5
3	3:35.571	123.597	56.454	1:14.963	1:24.154	178.1
4	3:32.654	125.293	56.298	1:13.346	1:23.010	175.3
<i>Ideal</i>	<i>3:32.654</i>	<i>125.293</i>	<i>56.298</i>	<i>1:13.346</i>	<i>1:23.010</i>	<i>178.1</i>

24 97 Seamus ELLIOTT

SBK Behind 11.217

Best Time 3:32.706 Best Speed 125.262 On 7 Gp

Lap	Lap Time	Lap Speed	Sector 1	Sector 2	Sector 3	Speed Trap
1	7:18.654	59.716		1:18.141	1:27.907	158.4
2	3:38.827	121.758	57.818	1:15.306	1:25.703	180.0
3	3:35.522	123.625	57.013	1:14.000	1:24.509	183.5
4	3:39.899	121.165	57.666	1:14.184	1:28.049	159.2
5	54:56.073	8.084		1:15.336	1:26.316	163.4
6	3:37.262	122.635	56.725	1:16.253	1:24.284	182.5
7	3:32.706	125.262	55.701	1:14.451	1:22.554	183.5
8	3:35.134	123.848	55.399	1:13.225	1:26.510	181.0
<i>Ideal</i>	<i>3:31.178</i>	<i>126.168</i>	<i>55.399</i>	<i>1:13.225</i>	<i>1:22.554</i>	<i>183.5</i>

Qualifying Classification

Position

25 76 Horst SAIGER

SBK Behind 11.984

Best Time 3:33.473 Best Speed 124.812 On 9 Gp

Lap	Lap Time	Lap Speed	Sector 1	Sector 2	Sector 3	Speed Trap
1	5:57.081	73.358		1:17.193	1:30.063	139.7
2	3:36.863	122.861	55.609	1:15.908	1:25.346	176.3
3	3:34.615	124.148	55.259	1:14.569	1:24.787	177.7
4	3:41.329	120.382	56.936	1:14.663	1:29.730	177.2
5	40:33.343	10.950		1:43.394	35:20.537	152.0
6	17:36.440	25.221		1:19.485	1:27.589	141.7
7	4:30.234	98.596	56.240	1:14.975	2:19.019	175.8
8	3:33.924	124.549	55.729	1:14.044	1:24.151	177.7
9	3:33.473	124.812	55.852	1:13.962	1:23.659	173.5
10	3:33.830	124.603	55.710	1:14.157	1:23.963	180.5
<i>Ideal</i>	<i>3:32.880</i>	<i>125.160</i>	<i>55.259</i>	<i>1:13.962</i>	<i>1:23.659</i>	<i>180.5</i>

26 26 Ben WYLIE

SBK Behind 13.208

Best Time 3:34.697 Best Speed 124.100 On 2 Gp

Lap	Lap Time	Lap Speed	Sector 1	Sector 2	Sector 3	Speed Trap
1	4:58.983	87.613		1:21.088	1:28.321	146.1
2	3:34.697	124.100	56.304	1:14.782	1:23.611	176.3
3	3:36.478	123.079	56.820	1:15.215	1:24.443	180.0
4	3:48.240	116.737	58.494	1:18.240	1:31.506	168.7
5	41:29.152	10.704		1:15.417	37:26.747	163.0
6	17:25.203	25.492		1:17.804	1:26.017	146.4
7	3:36.591	123.015	57.154	1:14.995	1:24.442	177.7
8	3:37.050	122.755	57.195	1:14.671	1:25.184	173.5
9	3:35.380	123.707	56.966	1:14.449	1:23.965	178.1
10	3:34.948	123.955	56.797	1:14.481	1:23.670	168.3
<i>Ideal</i>	<i>3:34.364</i>	<i>124.293</i>	<i>56.304</i>	<i>1:14.449</i>	<i>1:23.611</i>	<i>180.0</i>



METZELER ULSTER GRAND PRIX

SUPERBIKE

Second Qualifying

Thursday, 06 August 2015

DETAILED SECTOR ANALYSIS



Qualifying Classification

Position

27 14 Tom McHALE

SBK Behind 13.471

Best Time 3:34.960 Best Speed 123.948 On 9 Gp

Lap	Lap Time	Lap Speed	Sector 1	Sector 2	Sector 3	Speed Trap
1	6:31.138	66.970		1:17.754	1:26.612	64.1
2	3:38.410	121.991	57.337	1:15.719	1:25.354	169.2
3	3:35.772	123.482	57.203	1:14.012	1:24.557	168.7
4	3:39.274	121.510	56.655	1:17.251	1:25.368	165.8
5	40:14.653	11.034	56.894	1:14.487	38:03.272	170.0
6	20:21.623	21.810		1:20.586	2:38.548	157.3
7	3:35.554	123.607	56.959	1:14.142	1:24.453	178.1
8	3:35.678	123.536	57.024	1:14.222	1:24.432	176.3
9	3:34.960	123.948	56.523	1:14.144	1:24.293	170.9
<i>Ideal</i>	3:34.828	124.025	56.523	1:14.012	1:24.293	178.1

28 53 Jonathan HOWARTH

SBK Behind 14.424

Best Time 3:35.913 Best Speed 123.401 On 8 Gp

Lap	Lap Time	Lap Speed	Sector 1	Sector 2	Sector 3	Speed Trap
1	6:10.763	70.651		1:17.914	1:26.231	150.3
2	3:42.037	119.998	57.416	1:18.366	1:26.255	175.8
3	3:38.944	121.693	57.718	1:15.876	1:25.350	174.4
4	3:38.281	122.063	57.330	1:15.614	1:25.337	174.9
5	40:58.436	10.838	58.165	1:15.327	38:44.944	170.9
6	23:11.165	19.152		1:15.759	1:25.884	147.0
7	3:37.085	122.735	56.116	1:17.120	1:23.849	176.7
8	3:35.913	123.401	56.617	1:15.071	1:24.225	175.8
9	3:57.221	112.317	58.654	1:23.117	1:35.450	174.9
<i>Ideal</i>	3:35.036	123.905	56.116	1:15.071	1:23.849	176.7

29 80 Darren COOPER

SBK Behind 15.383

Best Time 3:36.872 Best Speed 122.856 On 4 Gp

Lap	Lap Time	Lap Speed	Sector 1	Sector 2	Sector 3	Speed Trap
1	5:20.787	81.658		1:20.204	1:30.409	136.3
2	3:39.914	121.156	57.885	1:16.330	1:25.699	167.9
3	3:42.333	119.838	58.700	1:17.483	1:26.150	165.4
4	3:36.872	122.856	56.986	1:14.114	1:25.772	171.3
5	5:04.332	87.549	57.779	1:15.516	2:51.037	167.5
6	51:24.775	8.637		1:17.566	1:27.339	166.2
7	3:38.372	122.012	57.478	1:15.172	1:25.722	175.3
8	3:37.750	122.360	58.115	1:14.815	1:24.820	164.6
9	3:45.183	118.321	57.408	1:15.644	1:32.131	168.3
<i>Ideal</i>	3:35.920	123.397	56.986	1:14.114	1:24.820	175.3

Qualifying Classification

Position

30 47 Alistair KIRK

SBK Behind 15.444

Best Time 3:36.933 Best Speed 122.821 On 8 Gp

Lap	Lap Time	Lap Speed	Sector 1	Sector 2	Sector 3	Speed Trap
1	5:02.151	86.694		1:20.091	1:30.884	0.0
2	3:37.262	122.635	56.524	1:15.400	1:25.338	0.0
3	3:48.296	116.708	56.320	1:16.109	1:35.867	174.4
4	5:36.753	79.120		1:15.566	1:23.994	0.0
5	39:29.230	11.246	56.257	1:16.093	37:16.880	178.1
6	16:33.329	26.823		1:19.626	1:28.399	0.0
7	3:39.465	121.404	57.542	1:16.159	1:25.764	166.2
8	3:36.933	122.821	56.259	1:15.309	1:25.365	0.0
9	3:37.692	122.393	56.467	1:14.969	1:26.256	0.0
10	3:41.805	120.123	56.683	1:13.996	1:31.126	172.6
<i>Ideal</i>	3:34.247	124.361	56.257	1:13.996	1:23.994	178.1

31 25 Fabrice MIGUET

SBK Behind 15.554

Best Time 3:37.043 Best Speed 122.759 On 9 Gp

Lap	Lap Time	Lap Speed	Sector 1	Sector 2	Sector 3	Speed Trap
1	5:24.780	80.654		1:18.389	1:28.345	123.1
2	3:39.719	121.264	57.911	1:16.584	1:25.224	169.6
3	3:40.358	120.912	57.594	1:17.486	1:25.278	177.2
4	3:39.269	121.513	57.410	1:15.733	1:26.126	169.6
5	4:10.081	106.541	58.355	1:16.727	1:54.999	163.8
6	51:27.630	8.629	48:44.981	1:17.055	1:25.594	151.6
7	3:37.417	122.548	57.683	1:15.165	1:24.569	176.7
8	3:40.062	121.075	57.758	1:16.856	1:25.448	170.5
9	3:37.043	122.759	58.103	1:15.595	1:23.345	165.0
10	3:38.254	122.078	57.935	1:15.377	1:24.942	163.0
11	3:40.497	120.836	58.813	1:16.072	1:25.612	163.0
<i>Ideal</i>	3:35.920	123.397	57.410	1:15.165	1:23.345	177.2



METZELER ULSTER GRAND PRIX

SUPERBIKE

Second Qualifying

Thursday, 06 August 2015

DETAILED SECTOR ANALYSIS



Qualifying Classification

Position

32 56 John INGRAM

SBK Behind 15.602

Best Time **3:37.091** Best Speed **122.732** On 11 Gp

Lap	Lap Time	Lap Speed	Sector 1	Sector 2	Sector 3	Speed Trap
1	4:57.746	87.977		1:22.230	1:28.197	155.1
2	3:39.437	121.420	57.308	1:16.688	1:25.441	172.6
3	3:43.294	119.322	56.709	1:17.824	1:28.761	170.5
4	3:39.464	121.405	56.398	1:17.091	1:25.975	178.1
5	3:39.664	121.294	56.832	1:16.767	1:26.065	174.9
6	37:40.393	11.787	57.145	1:54.470	34:48.778	165.8
7	19:46.703	22.452		2:13.001	1:31.277	159.9
8	3:41.203	120.450	56.978	1:17.742	1:26.483	167.9
9	3:42.343	119.833	56.452	1:17.483	1:28.408	173.1
10	3:39.030	121.645	55.819	1:16.539	1:26.672	174.4
11	3:37.091	122.732	56.371	1:15.582	1:25.138	175.8
<i>Ideal</i>	<i>3:36.539</i>	<i>123.045</i>	<i>55.819</i>	<i>1:15.582</i>	<i>1:25.138</i>	<i>178.1</i>

33 82 Xavier DENIS

SBK Behind 15.964

Best Time **3:37.453** Best Speed **122.527** On 5 Gp

Lap	Lap Time	Lap Speed	Sector 1	Sector 2	Sector 3	Speed Trap
1	5:12.975	83.696		1:18.915	1:28.348	149.3
2	3:41.644	120.211	57.270	1:17.096	1:27.278	170.5
3	3:40.005	121.106	57.375	1:15.969	1:26.661	171.8
4	3:39.366	121.459	57.507	1:15.288	1:26.571	176.3
5	3:37.453	122.527	56.911	1:15.170	1:25.372	170.5
6	37:19.725	11.896	1:19.985	2:20.172	33:39.568	163.0
<i>Ideal</i>	<i>3:37.453</i>	<i>122.527</i>	<i>56.911</i>	<i>1:15.170</i>	<i>1:25.372</i>	<i>176.3</i>

34 37 Nuno CAETANO

SBK Behind 16.300

Best Time **3:37.789** Best Speed **122.338** On 3 Gp

Lap	Lap Time	Lap Speed	Sector 1	Sector 2	Sector 3	Speed Trap
1	6:01.544	72.452		1:18.499	1:26.328	143.3
2	3:40.051	121.081	57.735	1:14.775	1:27.541	171.3
3	3:37.789	122.338	56.928	1:15.597	1:25.264	171.3
4	3:38.585	121.893	57.229	1:15.329	1:26.027	172.2
5	4:20.135	102.424	57.365	1:15.121	2:07.649	169.6
<i>Ideal</i>	<i>3:36.967</i>	<i>122.802</i>	<i>56.928</i>	<i>1:14.775</i>	<i>1:25.264</i>	<i>172.2</i>

Qualifying Classification

Position

35 30 Jochem van den HOEK

SBK Behind 16.560

Best Time **3:38.049** Best Speed **122.193** On 8 Gp

Lap	Lap Time	Lap Speed	Sector 1	Sector 2	Sector 3	Speed Trap
1	5:25.837	80.392		1:20.249	1:28.031	125.4
2	3:42.564	119.714	58.078	1:17.544	1:26.942	160.7
3	3:42.171	119.925	57.561	1:17.525	1:27.085	170.9
4	3:50.340	115.672	1:01.133	1:20.067	1:29.140	158.1
5	4:18.011	103.267	57.751	1:16.878	2:03.382	175.8
6	51:44.017	8.584		1:17.853	1:27.104	165.4
7	3:39.501	121.384	57.024	1:15.610	1:26.867	181.0
8	3:38.049	122.193	56.871	1:15.781	1:25.397	181.5
9	3:57.939	111.978	56.549	1:17.318	1:44.072	174.0
<i>Ideal</i>	<i>3:37.556</i>	<i>122.469</i>	<i>56.549</i>	<i>1:15.610</i>	<i>1:25.397</i>	<i>181.5</i>

36 17 Dave HEWSON

SBK Behind 18.450

Best Time **3:39.939** Best Speed **121.142** On 9 Gp

Lap	Lap Time	Lap Speed	Sector 1	Sector 2	Sector 3	Speed Trap
1	4:58.827	87.658		1:21.798	1:28.754	156.9
2	3:41.487	120.296	58.127	1:16.859	1:26.501	166.2
3	3:47.822	116.951	57.698	1:17.037	1:33.087	170.9
4	45:13.000	9.821		1:19.155	36:41.495	159.2
5	16:07.863	27.529		1:21.248	1:30.421	153.4
6	3:42.974	119.494	58.357	1:17.252	1:27.365	173.5
7	3:43.167	119.390	58.797	1:15.839	1:28.531	170.0
8	3:40.864	120.635	58.729	1:15.773	1:26.362	161.1
9	3:39.939	121.142	57.805	1:15.989	1:26.145	172.2
<i>Ideal</i>	<i>3:39.616</i>	<i>121.321</i>	<i>57.698</i>	<i>1:15.773</i>	<i>1:26.145</i>	<i>173.5</i>

37 71 Davy MORGAN

SBK Behind 19.715

Best Time **3:41.204** Best Speed **120.450** On 4 Gp

Lap	Lap Time	Lap Speed	Sector 1	Sector 2	Sector 3	Speed Trap
1	5:58.177	73.133		1:19.547	1:30.246	147.3
2	3:43.939	118.979	58.352	1:16.763	1:28.824	174.9
3	3:44.269	118.804	59.895	1:17.168	1:27.206	159.6
4	3:41.204	120.450	58.409	1:15.945	1:26.850	161.5
5	4:21.663	101.825	56.542	1:15.944	2:09.177	177.2
6	53:16.192	8.336	50:32.606	1:17.055	1:26.531	160.3
7	3:45.108	118.361	57.646	1:15.988	1:31.474	176.3
<i>Ideal</i>	<i>3:39.017</i>	<i>121.652</i>	<i>56.542</i>	<i>1:15.944</i>	<i>1:26.531</i>	<i>177.2</i>



METZELER ULSTER GRAND PRIX

SUPERBIKE

Second Qualifying

Thursday, 06 August 2015

DETAILED SECTOR ANALYSIS



Qualifying Classification

Position

38 50 Gavin LUPTON

SBK Behind **20.239**

Best Time **3:41.728** Best Speed **120.165** On **8** Gp

Lap	Lap Time	Lap Speed	Sector 1	Sector 2	Sector 3	Speed Trap
1	5:33.827	78.468		1:22.474	1:30.319	118.5
2	3:48.660	116.522	59.259	1:19.426	1:29.975	148.6
3	3:48.931	116.384	59.397	1:20.003	1:29.531	148.3
4	3:45.611	118.097	59.188	1:17.734	1:28.689	155.5
5	4:22.105	101.654	59.069	1:17.237	2:05.799	155.5
6	5:58.683	8.543		1:19.880	1:27.893	143.0
7	3:45.386	118.215	58.038	1:19.689	1:27.659	154.1
8	3:41.728	120.165	58.330	1:16.995	1:26.403	154.4
9	3:49.323	116.185	58.265	1:18.185	1:32.873	148.6
<i>Ideal</i>	<i>3:41.436</i>	<i>120.324</i>	<i>58.038</i>	<i>1:16.995</i>	<i>1:26.403</i>	<i>155.5</i>

39 75 Stephen McKNIGHT

SBK Behind **20.771**

Best Time **3:42.260** Best Speed **119.877** On **8** Gp

Lap	Lap Time	Lap Speed	Sector 1	Sector 2	Sector 3	Speed Trap
1	5:53.910	74.015		1:23.643	1:31.006	113.0
2	3:47.538	117.097	58.396	1:18.729	1:30.413	178.6
3	3:44.543	118.659	1:00.394	1:17.067	1:27.082	158.8
4	3:43.809	119.048	58.441	1:17.447	1:27.921	175.3
5	40:12.030	11.046	59.230	1:18.833	37:53.967	178.1
6	15:26.890	28.746	12:34.639	1:22.773	1:29.478	133.1
7	3:43.116	119.418	59.075	1:16.796	1:27.245	170.5
8	3:42.260	119.877	57.802	1:17.374	1:27.084	176.3
9	3:44.717	118.567	59.805	1:16.990	1:27.922	178.6
10	3:42.310	119.850	58.626	1:16.954	1:26.730	172.2
11	3:49.894	115.897	1:00.722	1:17.821	1:31.351	170.9
<i>Ideal</i>	<i>3:41.328</i>	<i>120.382</i>	<i>57.802</i>	<i>1:16.796</i>	<i>1:26.730</i>	<i>178.6</i>

40 57 Forest DUNN

SBK Behind **24.069**

Best Time **3:45.558** Best Speed **118.125** On **2** Gp

Lap	Lap Time	Lap Speed	Sector 1	Sector 2	Sector 3	Speed Trap
1	4:48.043	90.940		1:18.758	1:29.015	158.1
2	3:45.558	118.125	58.898	1:17.691	1:28.969	160.3
3	3:47.186	117.278	58.811	1:18.640	1:29.735	164.2
4	3:49.288	116.203	1:00.540	1:19.805	1:28.943	163.8
<i>Ideal</i>	<i>3:45.445</i>	<i>118.184</i>	<i>58.811</i>	<i>1:17.691</i>	<i>1:28.943</i>	<i>164.2</i>

Qualifying Classification

Position

41 59 Gareth EVANS

SBK Behind **24.342**

Best Time **3:45.831** Best Speed **117.982** On **8** Gp

Lap	Lap Time	Lap Speed	Sector 1	Sector 2	Sector 3	Speed Trap
1	5:21.952	81.362		1:20.676	1:29.393	136.0
2	3:50.425	115.630	59.956	1:20.426	1:30.043	164.6
3	3:52.313	114.690	1:00.570	1:20.477	1:31.266	163.4
4	1:00:33.208	7.333		1:21.585	1:29.583	159.6
5	3:47.927	116.897	58.805	1:19.279	1:29.843	167.1
6	3:49.142	116.277	1:01.275	1:18.651	1:29.216	153.4
7	3:47.633	117.048	59.378	1:18.578	1:29.677	163.4
8	3:45.831	117.982	58.206	1:18.365	1:29.260	167.9
<i>Ideal</i>	<i>3:45.787</i>	<i>118.005</i>	<i>58.206</i>	<i>1:18.365</i>	<i>1:29.216</i>	<i>167.9</i>

42 49 Callum LAIDLAW

SBK Behind **24.970**

Best Time **3:46.459** Best Speed **117.655** On **8** Gp

Lap	Lap Time	Lap Speed	Sector 1	Sector 2	Sector 3	Speed Trap
1	5:20.985	81.607		1:21.495	1:30.772	138.8
2	3:46.776	117.490	59.573	1:19.105	1:28.098	169.6
3	3:47.824	116.950	1:00.117	1:19.046	1:28.661	161.5
4	3:49.137	116.280	1:00.357	1:19.357	1:29.423	164.6
5	4:32.687	97.709	1:00.616	1:19.807	2:12.264	159.2
6	51:17.910	8.657	48:24.586	1:22.740	1:30.584	147.7
7	3:47.813	116.955	1:00.053	1:19.402	1:28.358	164.2
8	3:46.459	117.655	59.824	1:18.739	1:27.896	169.2
9	3:57.132	112.359	1:02.408	1:20.431	1:34.293	166.7
<i>Ideal</i>	<i>3:46.208</i>	<i>117.785</i>	<i>59.573</i>	<i>1:18.739</i>	<i>1:27.896</i>	<i>169.6</i>

43 40 Matthew REES

SBK Behind **26.093**

Best Time **3:47.582** Best Speed **117.074** On **2** Gp

Lap	Lap Time	Lap Speed	Sector 1	Sector 2	Sector 3	Speed Trap
1	4:41.993	92.891		1:19.908	1:30.616	156.6
2	3:47.582	117.074	59.778	1:18.055	1:29.749	158.8
3	3:50.681	115.501	1:02.614	1:18.503	1:29.564	158.1
4	3:55.187	113.288	1:00.890	1:19.736	1:34.561	163.0
5	40:54.548	10.855		1:42.550	35:06.481	151.0
<i>Ideal</i>	<i>3:47.397</i>	<i>117.169</i>	<i>59.778</i>	<i>1:18.055</i>	<i>1:29.564</i>	<i>163.0</i>



METZELER ULSTER GRAND PRIX

SUPERBIKE

Second Qualifying

Thursday, 06 August 2015

DETAILED SECTOR ANALYSIS



Qualifying Classification

Position

44 67 Gary MILLER

SBK Behind 27.574

Best Time 3:49.063 Best Speed 116.317 On 9 Gp

Lap	Lap Time	Lap Speed	Sector 1	Sector 2	Sector 3	Speed Trap
1	5:24.436	80.739		1:25.870	1:34.505	136.3
2	3:55.317	113.226	1:00.346	1:21.572	1:33.399	0.0
3	3:55.577	113.101	1:01.832	1:22.396	1:31.349	163.4
4	3:52.191	114.750	1:00.888	1:20.815	1:30.488	165.8
5	40:25.445	10.985	1:00.283	1:19.980	38:05.182	164.2
6	15:13.640	29.162	12:15.214	1:24.931	1:33.495	146.4
7	3:51.214	115.235	1:00.836	1:20.485	1:29.893	164.2
8	3:52.017	114.836	1:01.312	1:20.241	1:30.464	160.7
9	3:49.063	116.317	1:00.433	1:19.268	1:29.362	168.3
10	3:54.155	113.788	1:01.001	1:20.400	1:32.754	166.7
<i>Ideal</i>	<i>3:48.913</i>	<i>116.393</i>	<i>1:00.283</i>	<i>1:19.268</i>	<i>1:29.362</i>	<i>168.3</i>

45 19 George SPENCE

SBK Behind 27.729

Best Time 3:49.218 Best Speed 116.239 On 7 Gp

Lap	Lap Time	Lap Speed	Sector 1	Sector 2	Sector 3	Speed Trap
1	5:10.741	84.297		1:23.207	1:31.092	139.7
2	3:49.297	116.198	59.097	1:20.877	1:29.323	171.3
3	3:50.167	115.759	59.721	1:20.592	1:29.854	169.2
4	3:53.922	113.901	1:01.186	1:20.917	1:31.819	170.5
5	4:23.834	100.988	59.011	1:18.796	2:06.027	167.9
6	51:55.054	8.553		1:20.494	1:30.684	143.3
7	3:49.218	116.239	59.924	1:20.267	1:29.027	158.1
8	3:49.604	116.043	59.104	1:19.775	1:30.725	172.2
9	3:55.600	113.090	59.862	1:19.835	1:35.903	161.9
<i>Ideal</i>	<i>3:46.834</i>	<i>117.460</i>	<i>59.011</i>	<i>1:18.796</i>	<i>1:29.027</i>	<i>172.2</i>

Qualifying Classification

Position

46 125 David MURPHY

SBK Behind 27.737

Best Time 3:49.226 Best Speed 116.234 On 9 Gp

Lap	Lap Time	Lap Speed	Sector 1	Sector 2	Sector 3	Speed Trap
1	6:01.473	72.466		1:26.013	1:36.791	125.2
2	4:01.965	110.115	1:03.420	1:23.832	1:34.713	159.9
3	3:57.421	112.222	1:02.231	1:21.877	1:33.313	155.1
4	3:55.716	113.034	1:01.853	1:21.011	1:32.852	158.1
5	39:43.926	11.177	1:01.848	1:21.098	37:20.980	156.2
6	18:56.634	23.441		1:23.138	1:32.710	142.0
7	3:53.098	114.304	1:01.423	1:20.229	1:31.446	155.1
8	3:49.674	116.008	1:00.579	1:19.221	1:29.874	154.1
9	3:49.226	116.234	1:00.921	1:19.390	1:28.915	154.1
10	3:56.265	112.772	1:00.324	1:20.166	1:35.775	168.3
<i>Ideal</i>	<i>3:48.460</i>	<i>116.624</i>	<i>1:00.324</i>	<i>1:19.221</i>	<i>1:28.915</i>	<i>168.3</i>

47 20 Hubert KALTHUBER

SBK Behind 28.859

Best Time 3:50.348 Best Speed 115.668 On 7 Gp

Lap	Lap Time	Lap Speed	Sector 1	Sector 2	Sector 3	Speed Trap
1	5:45.361	75.847		1:28.226	1:35.595	119.6
2	3:55.926	112.934	1:00.865	1:22.475	1:32.586	150.3
3	3:56.753	112.539	1:00.248	1:22.623	1:33.882	148.3
4	3:57.862	112.014	1:00.966	1:21.690	1:35.206	153.0
5	40:34.551	10.944	1:00.933	1:21.376	38:12.242	151.0
6	17:52.906	24.833		1:20.746	1:32.003	153.0
7	3:50.348	115.668	1:00.230	1:19.476	1:30.642	153.7
8	4:03.488	109.426	1:00.152	1:20.375	1:42.961	163.0
<i>Ideal</i>	<i>3:50.270</i>	<i>115.707</i>	<i>1:00.152</i>	<i>1:19.476</i>	<i>1:30.642</i>	<i>163.0</i>

48 29 Eric WILSON

SBK Behind 29.299

Best Time 3:50.788 Best Speed 115.448 On 8 Gp

Lap	Lap Time	Lap Speed	Sector 1	Sector 2	Sector 3	Speed Trap
1	5:03.881	86.200		1:23.804	1:33.329	149.3
2	3:52.586	114.555	1:00.474	1:20.016	1:32.096	163.4
3	3:53.084	114.311	59.510	1:20.878	1:32.696	169.6
4	3:59.938	111.045	1:01.452	1:20.502	1:37.984	158.8
5	41:22.078	10.735		1:20.521	37:18.956	147.0
6	14:48.005	30.004		1:25.825	1:34.454	117.7
7	3:51.073	115.305	59.309	1:20.135	1:31.629	167.9
8	3:50.788	115.448	59.506	1:19.853	1:31.429	167.5
9	3:54.632	113.556	59.677	1:19.855	1:35.100	165.0
<i>Ideal</i>	<i>3:50.591</i>	<i>115.546</i>	<i>59.309</i>	<i>1:19.853</i>	<i>1:31.429</i>	<i>169.6</i>



METZELER ULSTER GRAND PRIX

SUPERBIKE

Second Qualifying

Thursday, 06 August 2015

DETAILED SECTOR ANALYSIS



Qualifying Classification

Position

49

43 Andrew SELLARS

SBK Behind **29.978**

Best Time **3:51.467** Best Speed **115.109** On **9** Gp

Lap	Lap Time	Lap Speed	Sector 1	Sector 2	Sector 3	Speed Trap
1	5:02.831	86.499		1:23.674	1:32.980	133.1
2	3:55.116	113.323	1:01.638	1:21.866	1:31.612	155.1
3	3:51.984	114.853	1:01.310	1:20.139	1:30.535	155.9
4	3:54.458	113.641	1:02.713	1:20.157	1:31.588	157.7
5	4:30.940	98.339	1:00.478	1:19.089	2:11.373	159.6
6	56:14.394	7.896		1:46.387	1:34.164	139.4
7	3:53.230	114.239	1:02.211	1:20.588	1:30.431	153.7
8	3:53.022	114.341	1:00.931	1:21.784	1:30.307	153.4
9	3:51.467	115.109	1:00.939	1:20.355	1:30.173	162.6
Ideal	<i>3:49.740</i>	<i>115.974</i>	<i>1:00.478</i>	<i>1:19.089</i>	<i>1:30.173</i>	<i>162.6</i>

50

23 Andrew TAYLOR

SBK Behind **30.699**

Best Time **3:52.188** Best Speed **114.752** On **8** Gp

Lap	Lap Time	Lap Speed	Sector 1	Sector 2	Sector 3	Speed Trap
1	5:17.054	82.619		1:25.074	1:34.715	141.7
2	3:55.155	113.304	1:00.786	1:21.722	1:32.647	169.2
3	3:53.997	113.865	1:00.206	1:22.111	1:31.680	174.9
4	3:53.323	114.193	1:00.494	1:21.165	1:31.664	174.0
5	4:38.780	95.573	1:00.251	1:20.819	2:17.710	165.8
6	51:45.006	8.581		1:22.494	1:33.021	151.6
7	3:54.027	113.850	1:00.586	1:22.002	1:31.439	163.4
8	3:52.188	114.752	1:00.898	1:20.651	1:30.639	165.8
9	3:52.839	114.431	1:00.740	1:20.761	1:31.338	165.4
10	4:06.503	108.088	59.778	1:20.704	1:46.021	158.1
Ideal	<i>3:51.068</i>	<i>115.308</i>	<i>59.778</i>	<i>1:20.651</i>	<i>1:30.639</i>	<i>174.9</i>

Non Qualifiers

Position

34 Brian McCORMACK

SBK Behind **10.934**

Best Time **3:32.423** Best Speed **125.429** On **5** Gp

Lap	Lap Time	Lap Speed	Sector 1	Sector 2	Sector 3	Speed Trap
1	4:34.999	95.254		1:18.912	1:34.014	159.2
2	14:36.121	30.411		1:18.661	1:26.076	163.8
3	37:53.487	11.719	57.466	1:24.543	35:31.478	163.8
4	14:55.578	29.751	12:15.034	1:16.236	1:24.308	155.5
5	3:32.423	125.429	55.566	1:13.494	1:23.363	180.0
Ideal	<i>3:32.423</i>	<i>125.429</i>	<i>55.566</i>	<i>1:13.494</i>	<i>1:23.363</i>	<i>180.0</i>

Non Qualifiers

Position

42 Andy LAWSON

SBK Behind **25.666**

Best Time **3:47.155** Best Speed **117.294** On **4** Gp

Lap	Lap Time	Lap Speed	Sector 1	Sector 2	Sector 3	Speed Trap
1	6:42.001	65.161		1:20.783	1:30.849	159.6
2	7:21.523	60.346		1:20.796	1:35.555	158.4
3	1:02:10.220	7.143		1:19.929	1:28.760	164.6
4	3:47.155	117.294	59.021	1:18.224	1:29.910	163.0
Ideal	<i>3:46.005</i>	<i>117.891</i>	<i>59.021</i>	<i>1:18.224</i>	<i>1:28.760</i>	<i>164.6</i>

84 Maria COSTELLO

SBK Behind **31.355**

Best Time **3:52.844** Best Speed **114.428** On **2** Gp

Lap	Lap Time	Lap Speed	Sector 1	Sector 2	Sector 3	Speed Trap
1	7:19.799	59.561		1:22.955	1:34.219	141.2
2	3:52.844	114.428	1:00.430	1:20.025	1:32.389	158.4
3	3:59.339	111.323	59.928	1:21.911	1:37.500	164.6
Ideal	<i>3:52.342</i>	<i>114.676</i>	<i>59.928</i>	<i>1:20.025</i>	<i>1:32.389</i>	<i>164.6</i>

33 Paul CRANSTON

SBK Behind **34.671**

Best Time **3:56.160** Best Speed **112.822** On **2** Gp

Lap	Lap Time	Lap Speed	Sector 1	Sector 2	Sector 3	Speed Trap
1	8:33.344	51.028		1:20.763	1:30.117	145.4
2	3:56.160	112.822	1:01.305	1:20.156	1:34.699	151.3
Ideal	<i>3:51.578</i>	<i>115.054</i>	<i>1:01.305</i>	<i>1:20.156</i>	<i>1:30.117</i>	<i>151.3</i>

73 Trevor MATTHEWSON

SBK Behind **46.724**

Best Time **4:08.213** Best Speed **107.343** On **9** Gp

Lap	Lap Time	Lap Speed	Sector 1	Sector 2	Sector 3	Speed Trap
1	5:57.381	73.296		1:34.750	1:43.329	113.5
2	4:17.954	103.290	1:07.248	1:31.005	1:39.701	138.3
3	4:14.762	104.584	1:07.046	1:29.447	1:38.269	131.2
4	4:18.041	103.255	1:06.054	1:28.856	1:43.131	138.5
5	56:33.943	7.850	53:23.802	1:31.796	1:38.345	117.7
6	4:09.170	106.931	1:05.958	1:27.285	1:35.927	132.8
7	4:09.530	106.777	1:04.300	1:28.475	1:36.755	148.3
8	4:08.417	107.255	1:05.067	1:26.772	1:36.578	139.7
9	4:08.213	107.343	1:05.092	1:27.155	1:35.966	138.5
Ideal	<i>4:06.999</i>	<i>107.871</i>	<i>1:04.300</i>	<i>1:26.772</i>	<i>1:35.927</i>	<i>148.3</i>



METZELER ULSTER GRAND PRIX

SUPERBIKE

Second Qualifying

Thursday, 06 August 2015

DETAILED SECTOR ANALYSIS



Non Qualifiers

Position

21 Alan CONNOR

SBK Behind **3:43.598**

Best Time **7:05.087** Best Speed **62.679** On **2** Gp

Lap	Lap Time	Lap Speed	Sector 1	Sector 2	Sector 3	Speed Trap
1	10:03.220	43.425		1:23.767	1:32.115	152.3
2	7:05.087	62.679		1:16.856	1:27.629	159.6
3	40:25.752	10.984	58.637	1:16.526	38:10.589	161.5
<i>Ideal</i>	<i>3:42.792</i>	<i>119.591</i>	<i>58.637</i>	<i>1:16.526</i>	<i>1:27.629</i>	<i>161.5</i>



METZELER ULSTER GRAND PRIX

SUPERBIKE

Second Qualifying

SECTOR ANALYSIS

Perfect Lap (sum of best sectors) = 3:20.755



SECTOR 1 FINISH - TULLYRUSK			SECTOR 2 TULLYRUSK - JORDAN'S			SECTOR 3 JORDAN'S - FINISH			IDEAL / BEST COMPARISON			
Pos	No Name	Time	No Name	Time	No Name	Time	Pos	No Name	Ideal Time	Best Tim	Diff	
1	5 Bruce ANSTEY	52.669	4 Guy MARTIN	1:09.287	5 Bruce ANSTEY	1:18.799	1	4 Guy MARTIN	3:21.362	3:21.489	0.127	
2	9 Ian HUTCHINSON	52.677	5 Bruce ANSTEY	1:09.333	9 Ian HUTCHINSON	1:19.097	2	5 Bruce ANSTEY	3:20.801	3:21.758	0.957	
3	13 Lee JOHNSTON	52.717	60 Peter HICKMAN	1:09.598	4 Guy MARTIN	1:19.102	3	9 Ian HUTCHINSON	3:21.662	3:21.896	0.234	
4	60 Peter HICKMAN	52.806	1 Michael DUNLOP	1:09.768	60 Peter HICKMAN	1:19.348	4	60 Peter HICKMAN	3:21.752	3:21.943	0.191	
5	6 William DUNLOP	52.853	9 Ian HUTCHINSON	1:09.888	24 Keith AMOR	1:19.612	5	13 Lee JOHNSTON	3:22.607	3:22.949	0.342	
6	4 Guy MARTIN	52.973	6 William DUNLOP	1:10.089	13 Lee JOHNSTON	1:19.745	6	6 William DUNLOP	3:22.851	3:22.986	0.135	
7	1 Michael DUNLOP	53.256	13 Lee JOHNSTON	1:10.145	10 Conor CUMMINS	1:19.812	7	1 Michael DUNLOP	3:23.764	3:23.764	0.000	
8	24 Keith AMOR	53.336	2 Dean HARRISON	1:10.258	7 Dan KNEEN	1:19.852	8	2 Dean HARRISON	3:23.815	3:23.845	0.030	
9	7 Dan KNEEN	53.407	10 Conor CUMMINS	1:10.283	6 William DUNLOP	1:19.909	9	24 Keith AMOR	3:23.859	3:23.873	0.014	
10	2 Dean HARRISON	53.504	7 Dan KNEEN	1:10.298	2 Dean HARRISON	1:20.053	10	7 Dan KNEEN	3:23.557	3:23.894	0.337	
11	10 Conor CUMMINS	53.724	24 Keith AMOR	1:10.911	1 Michael DUNLOP	1:20.740	11	10 Conor CUMMINS	3:23.819	3:25.097	1.278	
12	15 Ivan LINTIN	53.733	15 Ivan LINTIN	1:11.077	51 Derek SHEILS	1:20.772	12	15 Ivan LINTIN	3:25.684	3:26.258	0.574	
13	72 David JOHNSON	53.744	72 David JOHNSON	1:11.443	72 David JOHNSON	1:20.779	13	72 David JOHNSON	3:25.966	3:26.893	0.927	
14	51 Derek SHEILS	54.480	51 Derek SHEILS	1:11.630	15 Ivan LINTIN	1:20.874	14	51 Derek SHEILS	3:26.882	3:27.780	0.898	
15	66 Russ MOUNTFORD	54.608	66 Russ MOUNTFORD	1:11.895	66 Russ MOUNTFORD	1:21.291	15	66 Russ MOUNTFORD	3:27.794	3:27.875	0.081	
16	61 John WALSH	54.965	61 John WALSH	1:12.537	12 Daniel COOPER	1:21.780	16	12 Daniel COOPER	3:30.087	3:31.139	1.052	
17	76 Horst SAIGER	55.259	77 Mark GOODINGS	1:12.711	27 Phillip CROWE	1:22.000	17	27 Phillip CROWE	3:31.255	3:31.255	0.000	
18	77 Mark GOODINGS	55.368	11 Paul SHOESMITH	1:12.777	52 James COWTON	1:22.437	18	77 Mark GOODINGS	3:31.203	3:31.262	0.059	
19	97 Seamus ELLIOTT	55.399	12 Daniel COOPER	1:12.869	104 Daley MATHISON	1:22.493	19	104 Daley MATHISON	3:31.421	3:31.421	0.000	
20	12 Daniel COOPER	55.438	97 Seamus ELLIOTT	1:13.225	97 Seamus ELLIOTT	1:22.554	20	52 James COWTON	3:31.648	3:31.708	0.060	
21	104 Daley MATHISON	55.454	86 Derek McGEE	1:13.346	86 Derek McGEE	1:23.010	21	11 Paul SHOESMITH	3:31.628	3:31.924	0.296	
22	11 Paul SHOESMITH	55.555	52 James COWTON	1:13.347	61 John WALSH	1:23.013	22	61 John WALSH	3:30.515	3:31.947	1.432	
23	34 Brian McCORMACK	55.566	27 Phillip CROWE	1:13.391	77 Mark GOODINGS	1:23.124	23	34 Brian McCORMACK	3:32.423	3:32.423	0.000	
24	56 John INGRAM	55.819	104 Daley MATHISON	1:13.474	11 Paul SHOESMITH	1:23.296	24	86 Derek McGEE	3:32.654	3:32.654	0.000	
25	27 Phillip CROWE	55.864	34 Brian McCORMACK	1:13.494	25 Fabrice MIGUET	1:23.345	25	97 Seamus ELLIOTT	3:31.178	3:32.706	1.528	
26	52 James COWTON	55.864	76 Horst SAIGER	1:13.962	34 Brian McCORMACK	1:23.363	26	76 Horst SAIGER	3:32.880	3:33.473	0.593	
27	53 Jonathan HOWARTH	56.116	47 Alistair KIRK	1:13.996	26 Ben WYLIE	1:23.611	27	26 Ben WYLIE	3:34.364	3:34.697	0.333	
28	47 Alistair KIRK	56.257	14 Tom McHALE	1:14.012	76 Horst SAIGER	1:23.659	28	14 Tom McHALE	3:34.828	3:34.960	0.132	
29	86 Derek McGEE	56.298	80 Darren COOPER	1:14.114	53 Jonathan HOWARTH	1:23.849	29	53 Jonathan HOWARTH	3:35.036	3:35.913	0.877	
30	26 Ben WYLIE	56.304	26 Ben WYLIE	1:14.449	47 Alistair KIRK	1:23.994	30	80 Darren COOPER	3:35.920	3:36.872	0.952	
31	14 Tom McHALE	56.523	37 Nuno CAETANO	1:14.775	14 Tom McHALE	1:24.293	31	47 Alistair KIRK	3:34.247	3:36.933	2.686	
32	71 Davy MORGAN	56.542	53 Jonathan HOWARTH	1:15.071	80 Darren COOPER	1:24.820	32	25 Fabrice MIGUET	3:35.920	3:37.043	1.123	
33	30 Jochem van den HOEK	56.549	25 Fabrice MIGUET	1:15.165	56 John INGRAM	1:25.138	33	56 John INGRAM	3:36.539	3:37.091	0.552	
34	82 Xavier DENIS	56.911	82 Xavier DENIS	1:15.170	37 Nuno CAETANO	1:25.264	34	82 Xavier DENIS	3:37.453	3:37.453	0.000	
35	37 Nuno CAETANO	56.928	56 John INGRAM	1:15.582	82 Xavier DENIS	1:25.372	35	37 Nuno CAETANO	3:36.967	3:37.789	0.822	
36	80 Darren COOPER	56.986	30 Jochem van den HOEK	1:15.610	30 Jochem van den HOEK	1:25.397	36	30 Jochem van den HOEK	3:37.556	3:38.049	0.493	
37	25 Fabrice MIGUET	57.410	17 Dave HEWSON	1:15.773	17 Dave HEWSON	1:26.145	37	17 Dave HEWSON	3:39.616	3:39.939	0.323	
38	17 Dave HEWSON	57.698	71 Davy MORGAN	1:15.944	50 Gavin LUPTON	1:26.403	38	71 Davy MORGAN	3:39.017	3:41.204	2.187	
39	75 Stephen McKNIGHT	57.802	21 Alan CONNOR	1:16.526	71 Davy MORGAN	1:26.531	39	50 Gavin LUPTON	3:41.436	3:41.728	0.292	
40	50 Gavin LUPTON	58.038	75 Stephen McKNIGHT	1:16.796	75 Stephen McKNIGHT	1:26.730	40	75 Stephen McKNIGHT	3:41.328	3:42.260	0.932	
41	59 Gareth EVANS	58.206	50 Gavin LUPTON	1:16.995	21 Alan CONNOR	1:27.629	41	57 Forest DUNN	3:45.445	3:45.558	0.113	
42	21 Alan CONNOR	58.637	57 Forest DUNN	1:17.691	49 Callum LAIDLAW	1:27.896	42	59 Gareth EVANS	3:45.787	3:45.831	0.044	
43	57 Forest DUNN	58.811	40 Matthew REES	1:18.055	42 Andy LAWSON	1:28.760	43	49 Callum LAIDLAW	3:46.208	3:46.459	0.251	
44	19 George SPENCE	59.011	42 Andy LAWSON	1:18.224	125 David MURPHY	1:28.915	44	42 Andy LAWSON	3:46.005	3:47.155	1.150	
45	42 Andy LAWSON	59.021	59 Gareth EVANS	1:18.365	57 Forest DUNN	1:28.943	45	40 Matthew REES	3:47.397	3:47.582	0.185	
46	29 Eric WILSON	59.309	49 Callum LAIDLAW	1:18.739	19 George SPENCE	1:29.027	46	67 Gary MILLER	3:48.913	3:49.063	0.150	
47	49 Callum LAIDLAW	59.573	19 George SPENCE	1:18.796	59 Gareth EVANS	1:29.216	47	19 George SPENCE	3:46.834	3:49.218	2.384	
48	23 Andrew TAYLOR	59.778	43 Andrew SELLARS	1:19.089	67 Gary MILLER	1:29.362	48	125 David MURPHY	3:48.460	3:49.226	0.766	
49	40 Matthew REES	59.778	125 David MURPHY	1:19.221	40 Matthew REES	1:29.564	49	20 Hubert KALTHUBER	3:50.270	3:50.348	0.078	
50	84 Maria COSTELLO	59.928	67 Gary MILLER	1:19.268	33 Paul CRANSTON	1:30.117	50	29 Eric WILSON	3:50.591	3:50.788	0.197	
51	20 Hubert KALTHUBER	1:00.152	20 Hubert KALTHUBER	1:19.476	43 Andrew SELLARS	1:30.173	51	43 Andrew SELLARS	3:49.740	3:51.467	1.727	
52	67 Gary MILLER	1:00.283	29 Eric WILSON	1:19.853	23 Andrew TAYLOR	1:30.639	52	23 Andrew TAYLOR	3:51.068	3:52.188	1.120	
53	125 David MURPHY	1:00.324	84 Maria COSTELLO	1:20.025	20 Hubert KALTHUBER	1:30.642	53	84 Maria COSTELLO	3:52.342	3:52.844	0.502	
54	43 Andrew SELLARS	1:00.478	33 Paul CRANSTON	1:20.156	29 Eric WILSON	1:31.429	54	33 Paul CRANSTON	3:51.578	3:56.160	4.582	
55	33 Paul CRANSTON	1:01.305	23 Andrew TAYLOR	1:20.651	84 Maria COSTELLO	1:32.389	55	73 Trevor MATTHEWSON	4:06.999	4:08.213	1.214	

METZELER ULSTER GRAND PRIX

SUPERBIKE

Second Qualifying

Thursday, 06 August 2015



METZELER

SPEED TRAP ON FLYING KILO

Class	No/Name	Fastest	Lap 1	Lap 2	Lap 3	Lap 4	Lap 5	Lap 6	Lap 7	Lap 8	Lap 9	Lap 10	Lap 11	Lap 12
5	Bruce ANSTEY	196.3	149.0	184.5	174.4	155.5	188.6	195.2	193.5	196.3				
9	Ian HUTCHINSON	196.3	175.3	182.0	192.4	178.6	194.0	162.6	193.5	175.8	195.7	196.3		
6	William DUNLOP	195.2	176.7	188.1	191.8	195.2	190.7	181.5	191.8	187.6	195.2	193.5	176.3	
13	Lee JOHNSTON	192.4	173.1	189.7	188.1	186.0	167.1	187.0	192.4	187.6	182.0			
15	Ivan LINTIN	192.4	161.5	181.0	187.6	174.4	191.3	165.8	189.1	186.5	192.4	186.5		
60	Peter HICKMAN	191.8	134.7	188.6	191.3	191.8	189.1	156.9	188.6	186.5	190.2	191.3		
4	Guy MARTIN	189.7	172.2	186.0	186.5	187.6	189.7	185.5	175.3	177.7	186.5	187.6	189.1	188.6
1	Michael DUNLOP	189.1	167.1	187.6	179.5	188.1	173.5	188.6	189.1	176.3	188.6			
2	Dean HARRISON	189.1	159.2	185.0	187.0	186.5	186.5	168.3	187.6	189.1	187.6	187.0	178.1	
24	Keith AMOR	188.6	170.9	180.5	185.5	186.0	171.3	188.6	185.5	185.5	185.5			
7	Dan KNEEN	188.6	158.1	188.6	186.5	181.5	110.2	143.6	187.6	170.9	187.6	188.1	185.0	
10	Conor CUMMINS	188.1	169.6	183.0	188.1	168.7	180.5	162.2	167.1	184.5	182.0	184.0		
72	David JOHNSON	187.0	158.1	184.0	184.0	184.0	183.5	183.0	154.1	186.0	186.0	187.0	185.5	186.0
66	Russ MOUNTFORD	186.5	158.4	186.5	185.0	186.0	184.5	182.0	170.5	185.0	173.1	180.5	185.0	
77	Mark GOODINGS	184.5	128.0	174.0	165.0	181.0	181.5	181.0	152.0	178.6	183.5	184.5		
97	Seamus ELLIOTT	183.5	158.4	180.0	183.5	159.2	163.4	182.5	183.5	181.0				
104	Daley MATHISON	183.5	168.3	179.1	179.1	173.1	182.0	165.8	170.0	183.5	182.0	179.5	182.0	
11	Paul SHOESMITH	183.0	151.0	171.3	176.3	180.0	170.9	174.4	156.2	183.0	177.2	179.5	175.8	
51	Derek SHEILS	183.0	158.4	180.5	181.5	165.0	180.5	154.4	175.3	180.5	183.0			
61	John WALSH	182.5	161.9	182.5	173.1	179.5	172.6	180.5	181.0					
30	Jochem van den HOEK	181.5	125.4	160.7	170.9	158.1	175.8	165.4	181.0	181.5	174.0			
12	Daniel COOPER	181.5	154.8	173.1	171.8	181.5	179.5	180.0	151.6	174.9	177.7	181.5	179.5	180.0
76	Horst SAIGER	180.5	139.7	176.3	177.7	177.2	152.0	141.7	175.8	177.7	173.5	180.5		
34	Brian McCORMACK	180.0	159.2	163.8	163.8	155.5	180.0							
26	Ben WYLIE	180.0	146.1	176.3	180.0	168.7	163.0	146.4	177.7	173.5	178.1	168.3		
52	James COWTON	180.0	166.2	159.6	179.1	173.1	180.0							
75	Stephen McKNIGHT	178.6	113.0	178.6	158.8	175.3	178.1	133.1	170.5	176.3	178.6	172.2	170.9	
86	Derek McGEE	178.1	145.7	170.5	178.1	175.3								
14	Tom McHALE	178.1	64.1	169.2	168.7	165.8	170.0	157.3	178.1	176.3	170.9			
47	Alistair KIRK	178.1	174.4	178.1	166.2	172.6								
56	John INGRAM	178.1	155.1	172.6	170.5	178.1	174.9	165.8	159.9	167.9	173.1	174.4	175.8	
71	Davy MORGAN	177.2	147.3	174.9	159.6	161.5	177.2	160.3	176.3					
25	Fabrice MIGUET	177.2	123.1	169.6	177.2	169.6	163.8	151.6	176.7	170.5	165.0	163.0	163.0	
53	Jonathan HOWARTH	176.7	150.3	175.8	174.4	174.9	170.9	147.0	176.7	175.8	174.9			
82	Xavier DENIS	176.3	149.3	170.5	171.8	176.3	170.5	163.0						
80	Darren COOPER	175.3	136.3	167.9	165.4	171.3	167.5	166.2	175.3	164.6	168.3			
23	Andrew TAYLOR	174.9	141.7	169.2	174.9	174.0	165.8	151.6	163.4	165.8	165.4	158.1		
27	Phillip CROWE	174.4	157.3	174.4	173.1	162.2	172.2	156.2	173.1	173.1	174.4	171.8	173.5	
17	Dave HEWSON	173.5	156.9	166.2	170.9	159.2	153.4	173.5	170.0	161.1	172.2			
19	George SPENCE	172.2	139.7	171.3	169.2	170.5	167.9	143.3	158.1	172.2	161.9			
37	Nuno CAETANO	172.2	143.3	171.3	171.3	172.2	169.6							
29	Eric WILSON	169.6	149.3	163.4	169.6	158.8	147.0	117.7	167.9	167.5	165.0			
49	Callum LAIDLAW	169.6	138.8	169.6	161.5	164.6	159.2	147.7	164.2	169.2	166.7			
125	David MURPHY	168.3	125.2	159.9	155.1	158.1	156.2	142.0	155.1	154.1	154.1	168.3		
67	Gary MILLER	168.3	136.3	163.4	165.8	164.2	146.4	164.2	160.7	168.3	166.7			
59	Gareth EVANS	167.9	136.0	164.6	163.4	159.6	167.1	153.4	163.4	167.9				
84	Maria COSTELLO	164.6	141.2	158.4	164.6									
42	Andy LAWSON	164.6	159.6	158.4	164.6	163.0								
57	Forest DUNN	164.2	158.1	160.3	164.2	163.8								
20	Hubert KALTHUBER	163.0	119.6	150.3	148.3	153.0	151.0	153.0	153.7	163.0				
40	Matthew REES	163.0	156.6	158.8	158.1	163.0	151.0							
43	Andrew SELLARS	162.6	133.1	155.1	155.9	157.7	159.6	139.4	153.7	153.4	162.6			
21	Alan CONNOR	161.5	152.3	159.6	161.5									
50	Gavin LUPTON	155.5	118.5	148.6	148.3	155.5	155.5	143.0	154.1	154.4	148.6			
33	Paul CRANSTON	151.3	145.4	151.3										
73	Trevor MATTHEWSON	148.3	113.5	138.3	131.2	138.5	117.7	132.8	148.3	139.7	138.5			