



ULSTER GRAND PRIX BIKE WEEK
Wednesday 8th – Saturday 11th August 2012

promoted by
Dundrod & District Motorcycle Club
www.ulstergrandprix.net

WASH 'n' DASH
250cc



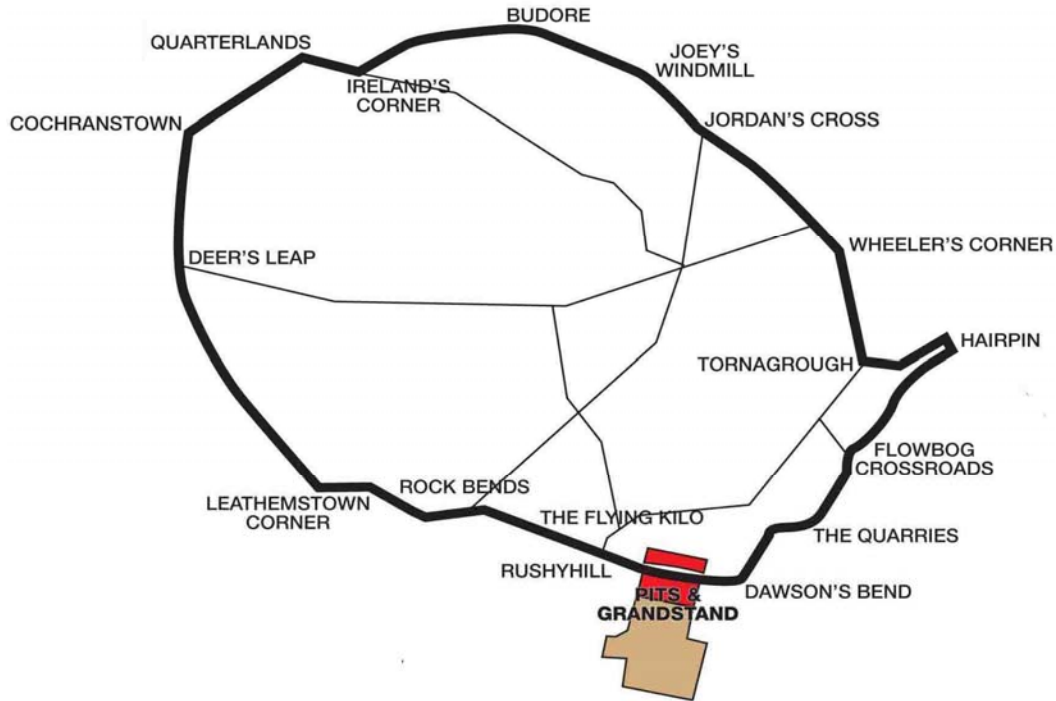
LISBURN
CITY COUNCIL



Supporters Club



Dundrod Circuit 7.401 miles



LAP RECORDS

Class	Name	Machine	m s	mph	Year
125cc	William Dunlop	Honda	3 55.017	113.370	2009
250cc	Darran Lindsay	Honda	3 38.634	121.866	2006
400cc	Jason Griffiths	Yamaha 400	3 58.43	111.748	2003
Moto 450	Paul Owen	Yamaha	4 36.889	96.226	2011
Supertwins	Ryan Farquhar	Kawasaki 650	3 48.345	116.683	2010
Supersport	Michael Dunlop	Yamaha	3 27.187	128.599	2010
Superstock	Ian Hutchinson	Honda	3 21.599	132.163	2010
Superbike	Bruce Anstey (NZ)	Suzuki	3 18.870	133.977	2010
Challenge 1000cc	Dave Johnson (AUS)	Yamaha	3 29.643	127.092	2010
National 750cc	Michal Dokoupil (CZE)	Kawasaki 600	3 39.625	121.316	2009

MOST WINS at the ULSTER GP

Joey Dunlop	24	1979 - 99
Ian Lougher	17	1998 - 11
Phillip McCallen	14	1991 - 96
Brian Reid	9	1983 - 92
Robert Dunlop	9	1990 - 03
Ryan Farquhar	8	2002 - 11

MOST WINS at the DUNDROD 150

Joey Dunlop	24	1976 - 94
Bob Jackson	11	1981 - 98
Ray McCullough	10	1965 - 82
Brian Reid	8	1984 - 93
Robert Dunlop	8	1984 - 07
Denis McCullough	7	1989 - 00

ALL TIME IRISH ROAD RACE WINNERS (after the Armoy Road Race 2012)

Most Wins at All Irish Road Race Meetings

1. Ryan Farquhar	197	1995-12
2. Joey Dunlop	156	1971-00
3. Robert Dunlop	135	1980-08
4. Ray McCullough	109	1960-82
Phillip McCallen	109	1987-99
6. Brian Reid	78	1980-94
7. William Dunlop	76	2005-12
8. Darran Lindsay	75	1999-06
9. James Courtney	66	1992-99
10. Adrian Archibald	64	1994-06

ULSTER GRAND PRIX BIKE WEEK

250cc & SUPERTWINS

UGP First Qualifying

Wednesday, 08 August 2012

250cc



Qualifying Time **4:49.213** Qualifying Speed **92.126**

Pos	Class	No	Name	Machine / Sponsor	----- Time	Best Lap Behind	----- Speed	On	Total Laps	Qualifying Laps
Qualifying Classification										
1	250	21	Rob BARBER	Honda	4:02.732	3.663	109.767	2	2	2
Non Qualifiers										
250	7	Davy MORGAN	Honda - DM71 Supporters Club	3:59.069		111.449	2	2	1	
250	17	Seamus ELLIOTT	Honda - Logan Racing	4:03.397	4.328	109.467	2	2	1	
250	18	Paul ROBINSON	Honda - Roy Hanna Motors	4:07.753	8.684	107.542	2	2	1	
250	23	Wolfgang SCHUSTER	Yamaha	4:07.955	8.886	107.455	2	2	1	
250	1	Bryan HARDING	Honda	4:14.079	15.010	104.865	2	2	1	
250	9	Tuukka KORHONEN	Honda	4:21.950	22.881	101.714	2	2	1	
250	5	Peter WAKEFIELD	Honda - PW Racing	4:23.159	24.090	101.247	2	2	1	
250	4	Trevor REID	Yamaha - AWT	4:23.498	24.429	101.116	2	2	1	
250	26	Mark SHIELDS	Aprilia	4:38.210	39.141	95.769	2	2	1	
250	29	Kevin STROWGER	Honda	9:48.532	5:49.463	45.272	1	1	0	

Provisional result to be confirmed by the Stewards of the Meeting subject to completion of technical inspections & the time limit for protests

Page 1 / 2

Circuit	Dundrod	Signed		Organising Club	Dundrod & District MCC
Length(miles)	7.4011 Lap 1 (7.2763)		Chief Timekeeper	Qualifying Started	20:24
Weather	Sunny, 13°C, 79%RH	Issued At:	20:43		
Track	Dry				



MCUI Ulster
Centre Timing
powered by
e-Laps timing software

www.elaps-timing.com



ULSTER GRAND PRIX BIKE WEEK

250cc & SUPERTWINS

UGP First Qualifying

Wednesday, 08 August 2012

DETAILED RESULT



250cc

Qualifying Classification

Position

1 21 Rob BARBER

Behind 3.663

Best Time 4:02.732 Best Speed 109.767 On 2 Gp a

Lap	Elapsed Time	Lap Time	Lap Speed
1	4:35.592	4:35.592	95.049
2	8:38.324	4:02.732	109.767

Non Qualifiers

Position

7 Davy MORGAN

Behind

Best Time 3:59.069 Best Speed 111.449 On 2 Gp a

Lap	Elapsed Time	Lap Time	Lap Speed
1	5:46.504	5:46.504	75.597
2	9:45.573	3:59.069	111.449

17 Seamus ELLIOTT

Behind 4.328

Best Time 4:03.397 Best Speed 109.467 On 2 Gp a

Lap	Elapsed Time	Lap Time	Lap Speed
1	5:01.898	5:01.898	86.767
2	9:05.295	4:03.397	109.467

18 Paul ROBINSON

Behind 8.684

Best Time 4:07.753 Best Speed 107.542 On 2 Gp a

Lap	Elapsed Time	Lap Time	Lap Speed
1	5:05.716	5:05.716	85.683
2	9:13.469	4:07.753	107.542

23 Wolfgang SCHUSTER

Behind 8.886

Best Time 4:07.955 Best Speed 107.455 On 2 Gp a

Lap	Elapsed Time	Lap Time	Lap Speed
1	6:09.250	6:09.250	70.940
2	10:17.205	4:07.955	107.455

250cc

Non Qualifiers

Position

1 Bryan HARDING

Behind 15.010

Best Time 4:14.079 Best Speed 104.865 On 2 Gp a

Lap	Elapsed Time	Lap Time	Lap Speed
1	4:50.285	4:50.285	90.238
2	9:04.364	4:14.079	104.865

9 Tuukka KORHONEN

Behind 22.881

Best Time 4:21.950 Best Speed 101.714 On 2 Gp a

Lap	Elapsed Time	Lap Time	Lap Speed
1	5:04.101	5:04.101	86.138
2	9:26.051	4:21.950	101.714

5 Peter WAKEFIELD

Behind 24.090

Best Time 4:23.159 Best Speed 101.247 On 2 Gp a

Lap	Elapsed Time	Lap Time	Lap Speed
1	5:05.332	5:05.332	85.791
2	9:28.491	4:23.159	101.247

4 Trevor REID

Behind 24.429

Best Time 4:23.498 Best Speed 101.116 On 2 Gp a

Lap	Elapsed Time	Lap Time	Lap Speed
1	5:09.433	5:09.433	84.654
2	9:32.931	4:23.498	101.116

26 Mark SHIELDS

Behind 39.141

Best Time 4:38.210 Best Speed 95.769 On 2 Gp a

Lap	Elapsed Time	Lap Time	Lap Speed
1	5:16.156	5:16.156	82.854
2	9:54.366	4:38.210	95.769

29 Kevin STROWGER

Behind 5:49.463

Best Time 9:48.532 Best Speed 45.272 On 1 Gp a

Lap	Elapsed Time	Lap Time	Lap Speed
1	9:48.532	9:48.532	44.509

Speed TrapU.G.P. 250cc /Supertwins 1st Practice*250cc GP*

<u>No.</u>	<u>Name</u>	<u>Lap 1</u>	<u>Lap 2</u>
1	Bryan HARDING	147	
4	Trevor REID	145	142
5	Peter WAKEFIELD		143
7	Davy MORGAN		143
9	Tuukka KORHONEN		138
17	Seamus ELLIOTT		145
18	Paul ROBINSON	139	135
21	Rob BARBER	142	140
22	Gareth KEYS	149	149
24	Tommy HENRY		128
26	Mark SHIELDS		130
29	Kevin STROWGER		140

Supertwins

<u>No.</u>	<u>Name</u>	<u>Lap 1</u>	<u>Lap 2</u>
47	Dave WALSH	133	146
53	Olie LINSDELL	145	147
54	Johnny McCAY	118	

ULSTER GRAND PRIX BIKE WEEK

250cc & SUPERTWINS

UGP Second Qualifying

Thursday, 09 August 2012

250cc




Qualifying Time **4:40.643** Qualifying Speed **94.939**

Pos	Class	No	Name	Machine / Sponsor	Best Lap			Total Laps	Qualifying Laps	
					Time	Behind	Speed			
Qualifying Classification										
1	250	7	Davy MORGAN	Honda - DM71 Supporters Club	3:55.825		112.982	3	4	3
2	250	21	Rob BARBER	Honda	3:55.925	0.100	112.934	3	4	3
3	250	17	Seamus ELLIOTT	Honda - Logan Racing	3:56.804	0.979	112.515	3	4	3
4	250	18	Paul ROBINSON	Honda - Roy Hanna Motors	3:58.563	2.738	111.685	3	4	2
5	250	29	Kevin STROWGER	Honda	4:01.549	5.724	110.305	2	5	3
6	250	23	Wolfgang SCHUSTER	Yamaha	4:02.615	6.790	109.820	5	6	5
7	250	1	Bryan HARDING	Honda	4:09.068	13.243	106.975	5	6	5
8	250	5	Peter WAKEFIELD	Honda - PW Racing	4:10.275	14.450	106.459	3	5	4
Non Qualifiers										
	250	9	Tuukka KORHONEN	Honda	4:13.015	23.347	105.306	2	3	<u>1</u>
	250	4	Trevor REID	Yamaha - AWT	4:19.833	30.165	102.543	2	3	<u>1</u>

Provisional result to be confirmed by the Stewards of the Meeting subject to completion of technical inspections & the time limit for protests

Page 1 / 2

Circuit	Dundrod	Signed		Organising Club	Dundrod & District MCC
Length(miles)	7.4011 Lap 1 (7.2763)	Chief Timekeeper		Qualifying Started	13:34
Weather	Cloudy, 25°C, 53%RH	Issued At: 14:07			
Track	Dry				



ULSTER GRAND PRIX BIKE WEEK

250cc & SUPERTWINS

UGP Second Qualifying

Thursday, 09 August 2012

DETAILED RESULT



250cc

Qualifying Classification

Position

1 7 Davy MORGAN

Behind

Best Time **3:55.825** Best Speed **112.982** On **3** Gp **a**

Lap	Elapsed Time	Lap Time	Lap Speed
1	6:26.727	6:26.727	67.734
2	10:23.152	3:56.425	112.695
3	14:18.977	3:55.825	112.982
4	18:37.310	4:18.333	103.138

2 21 Rob BARBER

Behind **0.100**

Best Time **3:55.925** Best Speed **112.934** On **3** Gp **a**

Lap	Elapsed Time	Lap Time	Lap Speed
1	6:26.156	6:26.156	67.834
2	10:23.893	3:57.737	112.073
3	14:19.818	3:55.925	112.934
4	18:24.996	4:05.178	108.672

3 17 Seamus ELLIOTT

Behind **0.979**

Best Time **3:56.804** Best Speed **112.515** On **3** Gp **a**

Lap	Elapsed Time	Lap Time	Lap Speed
1	6:50.820	6:50.820	63.762
2	10:51.372	4:00.552	110.762
3	14:48.176	3:56.804	112.515
4	18:52.654	4:04.478	108.983

4 18 Paul ROBINSON

Behind **2.738**

Best Time **3:58.563** Best Speed **111.685** On **3** Gp **a**

Lap	Elapsed Time	Lap Time	Lap Speed
1	16:36.528	16:36.528	26.286
2	20:38.113	4:01.585	110.288
3	24:36.676	3:58.563	111.685
4	29:20.769	4:44.093	93.786

5 29 Kevin STROWGER

Behind **5.724**

Best Time **4:01.549** Best Speed **110.305** On **2** Gp **a**

Lap	Elapsed Time	Lap Time	Lap Speed
1	13:07.560	13:07.560	33.261
2	17:09.109	4:01.549	110.305
3	21:25.417	4:16.308	103.953
4	25:30.231	4:04.814	108.833
5	30:35.978	5:05.747	87.144

250cc

Qualifying Classification

Position

6 23 Wolfgang SCHUSTER

Behind **6.790**

Best Time **4:02.615** Best Speed **109.820** On **5** Gp **a**

Lap	Elapsed Time	Lap Time	Lap Speed
1	6:02.207	6:02.207	72.320
2	10:11.393	4:09.186	106.924
3	14:18.550	4:07.157	107.802
4	18:23.666	4:05.116	108.699
5	22:26.281	4:02.615	109.820
6	26:41.663	4:15.382	104.330

7 1 Bryan HARDING

Behind **13.243**

Best Time **4:09.068** Best Speed **106.975** On **5** Gp **a**

Lap	Elapsed Time	Lap Time	Lap Speed
1	5:57.330	5:57.330	73.307
2	10:12.567	4:15.237	104.389
3	14:27.146	4:14.579	104.659
4	18:40.461	4:13.315	105.181
5	22:49.529	4:09.068	106.975
6	27:22.638	4:33.109	97.558

8 5 Peter WAKEFIELD

Behind **14.450**

Best Time **4:10.275** Best Speed **106.459** On **3** Gp **a**

Lap	Elapsed Time	Lap Time	Lap Speed
1	5:03.609	5:03.609	86.278
2	9:14.525	4:10.916	106.187
3	13:24.800	4:10.275	106.459
4	17:35.668	4:10.868	106.207
5	21:49.142	4:13.474	105.115

Non Qualifiers

Position

9 Tuukka KORHONEN

Behind **23.347**

Best Time **4:13.015** Best Speed **105.306** On **2** Gp **a**

Lap	Elapsed Time	Lap Time	Lap Speed
1	21:47.727	21:47.727	20.031
2	26:00.742	4:13.015	105.306
3	30:42.931	4:42.189	94.419

ULSTER GRAND PRIX BIKE WEEK

250cc & SUPERTWINS

UGP Second Qualifying

Thursday, 09 August 2012

DETAILED RESULT

250cc



Non Qualifiers

Position

4 Trevor REID

Behind **30.165**

Best Time **4:19.833** Best Speed **102.543** On **2** Gp **a**

Lap	Elapsed Time	Lap Time	Lap Speed
1	5:38.068	5:38.068	77.483
2	9:57.901	4:19.833	102.543
3	29:52.737	19:54.836	22.299

ULSTER GRAND PRIX BIKE WEEK


250cc & SUPERTWINS 250cc Combined Qualifying



Pos	Class	No	Name	-----Best Time / Qual Laps-----			Overall Best Time / Speed /			
				Session A		Session B	Total Qual Laps			
Qualifying Classification										
1	250	7	Davy MORGAN	3:59.069	1	3:55.825	3	3:55.825	112.982	4
2	250	21	Rob BARBER	4:02.732	2	3:55.925	3	3:55.925	112.934	5
3	250	17	Seamus ELLIOTT	4:03.397	1	3:56.804	3	3:56.804	112.515	4
4	250	18	Paul ROBINSON	4:07.753	1	3:58.563	2	3:58.563	111.685	3
5	250	29	Kevin STROWGER	9:48.532	0	4:01.549	3	4:01.549	110.305	3
6	250	23	Wolfgang SCHUSTER	4:07.955	1	4:02.615	5	4:02.615	109.820	6
7	250	1	Bryan HARDING	4:14.079	1	4:09.068	5	4:09.068	106.975	6
8	250	5	Peter WAKEFIELD	4:23.159	1	4:10.275	4	4:10.275	106.459	5
9	250	9	Tuukka KORHONEN	4:21.950	1	4:13.015	1	4:13.015	105.306	2
10	250	4	Trevor REID	4:23.498	1	4:19.833	1	4:19.833	102.543	2
Non Qualifiers										
	250	26	Mark SHIELDS	4:38.210	1	-----				1

Provisional result to be confirmed by the Stewards of the Meeting subject to completion of technical inspections & the time limit for protests

Page 1 / 1

Circuit	Dundrod	Signed	 Chief Timekeeper	Organising Club	Dundrod & District MCC
Length(miles)	7.4011	Lap 1 (7.2763)		Issued At:	
Weather					
Track					



McKINSTRY SKIP HIRE ULSTER GRAND PRIX

250cc & SUPERTWINS

Dundrod 7.401 Miles

Race 3 - Wash n Dash 250cc/Maxwell Freight Services Supertwins

11/08/2012 13:00

Race (6 Laps)

RACE 3 - 250cc GP & SUPERTWINS

	94	80	54		14
	C	B	A		
74	50	105	51		13
D	C	B	A		
102	62	91			12
C	B	A			
61	104	47	93	C	11
D	C	B	A		
<hr/>					
	4	9	5		10
	C	B	A		
1	23	29			9
D	C	B	A		
18	17	21	7	B	8
D	C	B	A		
<hr/>					
	97	87	95		6
	C	B	A		
57	79	82			5
D	C	B	A		
99	96	52	88		4
D	C	B	A		
68	44	75			3
C	B	A			
43	48	53	77	A	2
D	C	B	A		
			77	A	1
			A		

POLE POSITION

