



ULSTER GRAND PRIX BIKE WEEK
Wednesday 8th – Saturday 11th August 2012

promoted by
Dundrod & District Motorcycle Club
www.ulstergrandprix.net



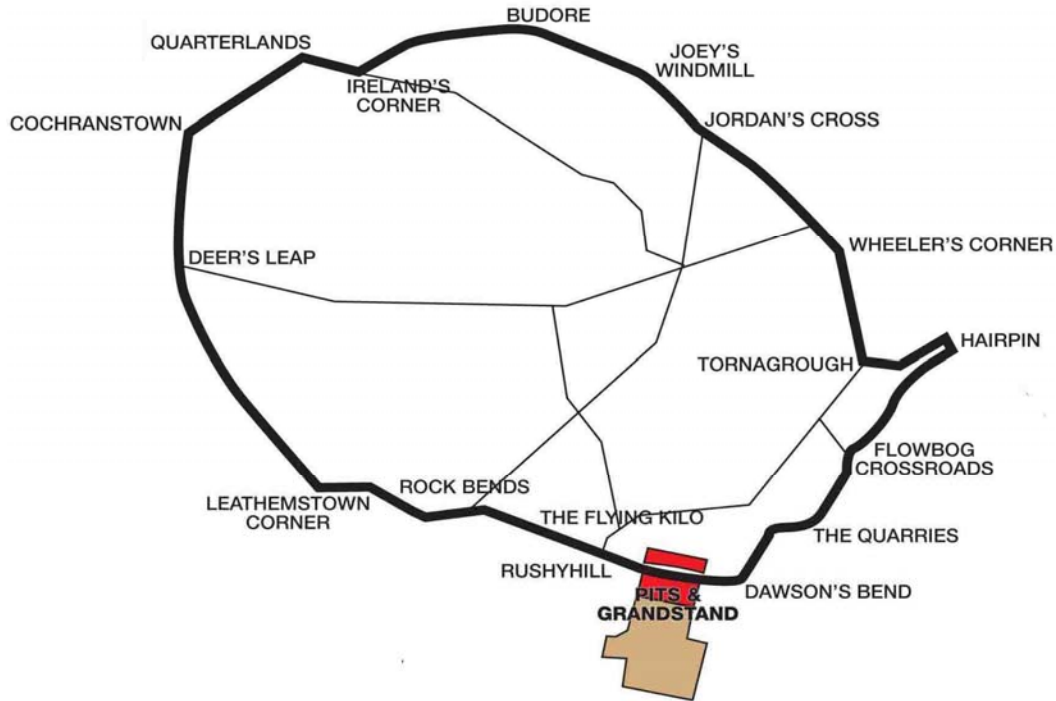
LISBURN
CITY COUNCIL



Supporters Club



Dundrod Circuit 7.401 miles



LAP RECORDS

Class	Name	Machine	m s	mph	Year
125cc	William Dunlop	Honda	3 55.017	113.370	2009
250cc	Darran Lindsay	Honda	3 38.634	121.866	2006
400cc	Jason Griffiths	Yamaha 400	3 58.43	111.748	2003
Moto 450	Paul Owen	Yamaha	4 36.889	96.226	2011
Supertwins	Ryan Farquhar	Kawasaki 650	3 48.345	116.683	2010
Supersport	Michael Dunlop	Yamaha	3 27.187	128.599	2010
Superstock	Ian Hutchinson	Honda	3 21.599	132.163	2010
Superbike	Bruce Anstey (NZ)	Suzuki	3 18.870	133.977	2010
Challenge 1000cc	Rob Barber	BMW	3 26.303	129.150	2012
National 750cc	Lee Johnston	Honda 600	3 36.269	123.198	2012

MOST WINS at the ULSTER GP

Joey Dunlop	24	1979 - 99
Ian Lougher	17	1998 - 11
Phillip McCallen	14	1991 - 96
Brian Reid	9	1983 - 92
Robert Dunlop	9	1990 - 03
Ryan Farquhar	8	2002 - 11

MOST WINS at the DUNDROD 150

Joey Dunlop	24	1976 - 94
Bob Jackson	11	1981 - 98
Ray McCullough	10	1965 - 82
Brian Reid	8	1984 - 93
Robert Dunlop	8	1984 - 07
Denis McCullough	7	1989 - 00

ALL TIME IRISH ROAD RACE WINNERS (after the Dundrod 150 2012)

Most Wins at All Irish Road Race Meetings

1. Ryan Farquhar	198	1995-12
2. Joey Dunlop	156	1971-00
3. Robert Dunlop	135	1980-08
4. Ray McCullough	109	1960-82
Phillip McCallen	109	1987-99
6. Brian Reid	78	1980-94
7. William Dunlop	77	2005-12
8. Darran Lindsay	75	1999-06
9. James Courtney	66	1992-99
10. Adrian Archibald	64	1994-06

ULSTER GRAND PRIX BIKE WEEK

SUPERSPORT

UGP First Qualifying

Wednesday, 08 August 2012



Qualifying Time

4:12.388

Qualifying Speed

105.567


Pos	Class	No	Name	Machine / Sponsor	Best Lap			Total Laps	Qualifying Laps	
					Time	Behind	Speed			
1	SSP	6	William DUNLOP	Honda - Wilson Craig Racing	3:32.000		125.679	7	8	6
2	SSP	5	Bruce ANSTEY	Honda - Padgett's MMCG Racing	3:33.653	1.653	124.707	6	8	6
3	SSP	9	Michael DUNLOP	Yamaha - Ard Na Mara/McAadoo Racing	3:34.606	2.606	124.153	7	8	7
4	SSP	7	Guy MARTIN	Suzuki - Tyco Suzuki by TAS Racing	3:35.244	3.244	123.785	4	7	7
5	SSP	70	Gary JOHNSON	Honda - Padgett's MMCG Racing	3:35.468	3.468	123.656	5	8	7
6	SSP	2	Dan KNEEN	Suzuki - Marks Bloom Racing	3:36.210	4.210	123.232	5	8	8
7	SSP	10	Conor CUMMINS	Suzuki - Tyco Suzuki by TAS Racing	3:36.706	4.706	122.950	5	7	5
8	SSP	1	Ian LOUGHER	Kawasaki - Blackhorse Kawasaki Motors UK	3:36.717	4.717	122.944	5	8	8
9	SSP	36	Michael PEARSON	Yamaha - D&GW/Carryduff Forklifts	3:37.642	5.642	122.421	8	9	8
10	SSP	56	Daniel COOPER	Triumph 675 - Centurion Racing	3:37.905	5.905	122.273	5	8	8
11	SSP	13	Adrian ARCHIBALD	Yamaha - AMA Racing	3:39.247	7.247	121.525	3	5	4
12	SSP	33	Olie LINSDELL	Yamaha - SMV / Flitwick Motorcycles	3:39.279	7.279	121.507	8	8	6
13	SSP	66	Brian McCORMACK	Yamaha - CD Racing	3:39.373	7.373	121.455	5	9	8
14	SSP	65	Michael SWEENEY	Yamaha - MJR Racing	3:39.901	7.901	121.163	5	7	7
15	SSP	48	David MULLIGAN	Yamaha	3:40.465	8.465	120.853	3	8	7
16	SSP	15	Dean HARRISON	Yamaha - Ian Bell Motorcycles	3:40.487	8.487	120.841	8	8	7
17	SSP	18	Lee VERNON	Yamaha	3:41.820	9.820	120.115	4	6	5
18	SSP	30	Paul SHOESMITH	Yamaha - Ice Valley Motorsave BMW	3:41.982	9.982	120.028	5	7	6
19	SSP	54	Ivan SHANLEY	Yamaha - Ty-Rock	3:42.324	10.324	119.843	5	6	5
20	SSP	57	Lee JOHNSTON	Honda - Millsport Racing	3:42.957	10.957	119.503	4	4	3
21	SSP	96	Ben WYLIE	Yamaha - Wylie Racing / Brenin Bikes	3:43.214	11.214	119.365	4	8	7
22	SSP	97	Seamus ELLIOTT	Yamaha - Logan Racing	3:43.299	11.299	119.320	8	8	6
23	SSP	60	Robert WILSON	Kawasaki - Stoddart Racing	3:43.457	11.457	119.235	5	6	5
24	SSP	98	Paul OWEN	Yamaha - #98 Club	3:43.742	11.742	119.083	5	8	7
25	SSP	11	Rob BARBER	Honda	3:44.437	12.437	118.715	7	8	7
26	SSP	17	Dennis BOOTH	Yamaha	3:45.262	13.262	118.280	5	6	5
27	SSP	53	Mark PARRETT	Yamaha - Vixen Racing	3:45.804	13.804	117.996	5	8	7
28	SSP	24	Shaun ANDERSON	Suzuki - Team GAS Racing	3:46.815	14.815	117.470	5	6	5
29	SSP	28	Ivan LINTIN	Kawasaki - Ivan Lintin Racing	3:47.008	15.008	117.370	8	8	6
30	SSP	63	Glenn WALKER	Kawasaki - Scotts Garage	3:47.985	15.985	116.867	5	6	5
31	SSP	75	William DAVISON	Honda - Hill Contracts	3:48.212	16.212	116.751	5	6	5
32	SSP	58	Paul CRANSTON	Honda - P & J Fuel Haulage	3:48.484	16.484	116.612	7	7	6
33	SSP	51	Dave HEWSON	Yamaha - David Hewson Ltd	3:48.626	16.626	116.540	6	7	6
34	SSP	71	Davy MORGAN	Yamaha - CSC Racing	3:48.809	16.809	116.446	2	4	3
35	SSP	69	Dave WOOLAMS	Honda - Wooly's Autos	3:53.474	21.474	114.120	3	6	5
36	SSP	22	Stephen McLIVENNA	Yamaha	3:53.856	21.856	113.933	4	5	4
37	SSP	82	Olin HANAK	Honda	3:56.897	24.897	112.471	3	5	4
38	SSP	40	Marc McCULLOUGH	Yamaha - Kingswell Haulage	3:57.645	25.645	112.117	4	7	6
39	SSP	88	Gary MILLER	Suzuki	3:59.080	27.080	111.444	8	8	7
40	SSP	38	Callum LAIDLAW	Yamaha	3:59.950	27.950	111.040	8	8	7
41	SSP	61	Reuben McPHEE	Yamaha - N.J.T. Racing	4:00.869	28.869	110.616	5	6	5
42	SSP	84	Petr HOMOLA	Yamaha	4:05.626	33.626	108.474	4	5	4
43	SSP	35	James FORD	Triumph 675	4:06.701	34.701	108.001	6	7	3
44	SSP	77	Dave WALSH	Kawasaki - DRW Racing	4:07.058	35.058	107.845	2	5	3
45	SSP	46	Andrew TAYLOR	Kawasaki	4:11.178	39.178	106.076	5	6	3

Non Qualifiers

SSP	85	Martin SUCHACEK	Yamaha	4:10.893	38.893	106.197	7	7	1
SSP	59	Wayne KENNEDY	Suzuki - GB Racing	4:11.605	39.605	105.896	2	2	1
SSP	39	Paul LAWSON	Suzuki	4:12.147	40.147	105.668	3	7	1
SSP	49	Matt COLE	Suzuki	4:12.674	40.674	105.448	5	7	0
SSP	44	Emmett BURKE	Honda - Sunflame	4:14.362	42.362	104.748	7	8	0
SSP	43	Sandy BERWICK	Suzuki - Berm Shotblasting	4:14.476	42.476	104.701	5	5	0

Provisional result to be confirmed by the Stewards of the Meeting subject to completion of technical inspections & the time limit for protests

Page 1 / 1

Circuit	Dundrod	Signed	Organising Club	Dundrod & District MCC
Length(miles)	7.4011 Lap 1 (7.2763)		Qualifying Started	18:56
Weather	Sunny, 15°C, 74%RH	Chief Timekeeper		
Track	Dry	Issued At: 19:32		



MCUI Ulster
Centre Timing
powered by
e-Laps timing software

www.elaps-timing.com



ULSTER GRAND PRIX BIKE WEEK

SUPERSPORT

UGP First Qualifying

Wednesday, 08 August 2012

DETAILED RESULT



Qualifying Classification

Position

1 6 William DUNLOP

SSP Behind

Best Time **3:32.000** Best Speed **125.679** On **7** Gp **a**

Lap	Elapsed Time	Lap Time	Lap Speed
1	4:43.334	4:43.334	92.452
2	8:19.633	3:36.299	123.181
3	11:53.426	3:33.793	124.625
4	18:02.227	6:08.801	72.245
5	21:38.577	3:36.350	123.152
6	25:11.069	3:32.492	125.388
7	28:43.069	3:32.000	125.679
8	32:39.853	3:56.784	112.524

2 5 Bruce ANSTEY

SSP Behind **1.653**

Best Time **3:33.653** Best Speed **124.707** On **6** Gp **a**

Lap	Elapsed Time	Lap Time	Lap Speed
1	4:19.607	4:19.607	100.901
2	7:55.678	3:36.071	123.311
3	11:36.127	3:40.449	120.862
4	19:46.218	8:10.091	54.365
5	23:20.360	3:34.142	124.422
6	26:54.013	3:33.653	124.707
7	30:31.850	3:37.837	122.311
8	34:13.398	3:41.548	120.263

3 9 Michael DUNLOP

SSP Behind **2.606**

Best Time **3:34.606** Best Speed **124.153** On **7** Gp **a**

Lap	Elapsed Time	Lap Time	Lap Speed
1	6:13.257	6:13.257	70.179
2	10:01.789	3:48.532	116.587
3	13:43.125	3:41.336	120.378
4	17:19.186	3:36.061	123.317
5	20:55.767	3:36.581	123.021
6	24:33.351	3:37.584	122.454
7	28:07.957	3:34.606	124.153
8	31:42.842	3:34.885	123.992

Qualifying Classification

Position

4 7 Guy MARTIN

SSP Behind **3.244**

Best Time **3:35.244** Best Speed **123.785** On **4** Gp **a**

Lap	Elapsed Time	Lap Time	Lap Speed
1	3:59.194	3:59.194	109.512
2	7:38.777	3:39.583	121.339
3	11:15.347	3:36.570	123.027
4	14:50.591	3:35.244	123.785
5	18:26.122	3:35.531	123.620
6	22:03.643	3:37.521	122.489
7	25:53.983	3:50.340	115.672

5 70 Gary JOHNSON

SSP Behind **3.468**

Best Time **3:35.468** Best Speed **123.656** On **5** Gp **a**

Lap	Elapsed Time	Lap Time	Lap Speed
1	4:14.446	4:14.446	102.948
2	7:52.749	3:38.303	122.050
3	11:32.214	3:39.465	121.404
4	15:10.492	3:38.278	122.064
5	18:45.960	3:35.468	123.656
6	22:23.404	3:37.444	122.533
7	26:03.999	3:40.595	120.782
8	29:41.777	3:37.778	122.345

6 2 Dan KNEEN

SSP Behind **4.210**

Best Time **3:36.210** Best Speed **123.232** On **5** Gp **a**

Lap	Elapsed Time	Lap Time	Lap Speed
1	4:07.591	4:07.591	105.798
2	7:52.334	3:44.743	118.553
3	11:32.533	3:40.199	120.999
4	15:12.154	3:39.621	121.318
5	18:48.364	3:36.210	123.232
6	22:35.772	3:47.408	117.164
7	26:24.522	3:48.750	116.476
8	30:08.687	3:44.165	118.859

7 10 Conor CUMMINS

SSP Behind **4.706**

Best Time **3:36.706** Best Speed **122.950** On **5** Gp **a**

Lap	Elapsed Time	Lap Time	Lap Speed
1	4:13.069	4:13.069	103.508
2	7:51.629	3:38.560	121.907
3	11:31.397	3:39.768	121.237
4	15:09.017	3:37.620	122.433
5	18:45.723	3:36.706	122.950
6	22:34.140	3:48.417	116.646
7	31:53.563	9:19.423	47.628

ULSTER GRAND PRIX BIKE WEEK

SUPERSPORT

UGP First Qualifying

Wednesday, 08 August 2012

DETAILED RESULT



Qualifying Classification

Position

8 1 Ian LOUGHER

SSP Behind 4.717

Best Time **3:36.717** Best Speed **122.944** On 5 Gp a

Lap	Elapsed Time	Lap Time	Lap Speed
1	4:09.661	4:09.661	104.921
2	7:50.108	3:40.447	120.863
3	11:30.739	3:40.631	120.763
4	15:10.393	3:39.654	121.300
5	18:47.110	3:36.717	122.944
6	22:27.394	3:40.284	120.953
7	26:36.087	4:08.693	107.136
8	30:19.932	3:43.845	119.029

9 36 Michael PEARSON

SSP Behind 5.642

Best Time **3:37.642** Best Speed **122.421** On 8 Gp a

Lap	Elapsed Time	Lap Time	Lap Speed
1	4:24.082	4:24.082	99.191
2	8:06.412	3:42.330	119.840
3	11:48.410	3:41.998	120.019
4	15:28.461	3:40.051	121.081
5	19:08.569	3:40.108	121.049
6	22:50.794	3:42.225	119.896
7	26:32.818	3:42.024	120.005
8	30:10.460	3:37.642	122.421
9	33:54.105	3:43.645	119.135

10 56 Daniel COOPER

SSP Behind 5.905

Best Time **3:37.905** Best Speed **122.273** On 5 Gp a

Lap	Elapsed Time	Lap Time	Lap Speed
1	4:04.746	4:04.746	107.028
2	7:50.018	3:45.272	118.275
3	11:32.067	3:42.049	119.991
4	15:11.193	3:39.126	121.592
5	18:49.098	3:37.905	122.273
6	22:27.947	3:38.849	121.746
7	26:10.866	3:42.919	119.523
8	30:01.497	3:50.631	115.526

11 13 Adrian ARCHIBALD

SSP Behind 7.247

Best Time **3:39.247** Best Speed **121.525** On 3 Gp a

Lap	Elapsed Time	Lap Time	Lap Speed
1	4:14.330	4:14.330	102.995
2	7:54.627	3:40.297	120.946
3	11:33.874	3:39.247	121.525
4	15:13.917	3:40.043	121.085
5	19:07.047	3:53.130	114.288

Qualifying Classification

Position

12 33 Olie LINSDELL

SSP Behind 7.279

Best Time **3:39.279** Best Speed **121.507** On 8 Gp a

Lap	Elapsed Time	Lap Time	Lap Speed
1	4:14.265	4:14.265	103.021
2	7:57.307	3:43.042	119.457
3	11:41.797	3:44.490	118.687
4	15:21.364	3:39.567	121.348
5	19:07.812	3:46.448	117.660
6	22:26.300	7:18.488	60.763
7	30:06.069	3:39.769	121.236
8	33:45.348	3:39.279	121.507

13 66 Brian McCORMACK

SSP Behind 7.373

Best Time **3:39.373** Best Speed **121.455** On 5 Gp a

Lap	Elapsed Time	Lap Time	Lap Speed
1	4:01.068	4:01.068	108.661
2	7:44.864	3:43.796	119.055
3	11:30.644	3:45.780	118.009
4	15:11.831	3:41.187	120.459
5	18:51.204	3:39.373	121.455
6	22:35.710	3:44.506	118.678
7	27:02.876	4:27.166	99.728
8	30:44.542	3:41.666	120.199
9	34:26.804	3:42.262	119.876

14 65 Michael SWEENEY

SSP Behind 7.901

Best Time **3:39.901** Best Speed **121.163** On 5 Gp a

Lap	Elapsed Time	Lap Time	Lap Speed
1	4:10.263	4:10.263	104.669
2	7:51.123	3:40.860	120.637
3	11:33.680	3:42.557	119.717
4	15:14.454	3:40.774	120.684
5	18:54.355	3:39.901	121.163
6	22:35.911	3:41.556	120.258
7	26:26.565	3:50.654	115.515

ULSTER GRAND PRIX BIKE WEEK

SUPERSPORT

UGP First Qualifying

Wednesday, 08 August 2012

DETAILED RESULT



Qualifying Classification

Position

15 48 David MULLIGAN

SSP Behind 8.465

Best Time 3:40.465 Best Speed 120.853 On 3 Gp a

Lap	Elapsed Time	Lap Time	Lap Speed
1	4:14.708	4:14.708	102.842
2	7:55.613	3:40.905	120.613
3	11:36.078	3:40.465	120.853
4	15:16.558	3:40.480	120.845
5	19:00.708	3:44.150	118.867
6	22:46.692	3:45.984	117.902
7	26:30.255	3:43.563	119.179
8	30:20.413	3:50.158	115.764

16 15 Dean HARRISON

SSP Behind 8.487

Best Time 3:40.487 Best Speed 120.841 On 8 Gp a

Lap	Elapsed Time	Lap Time	Lap Speed
1	5:02.507	5:02.507	86.592
2	8:50.739	3:48.232	116.741
3	12:35.824	3:45.085	118.373
4	16:19.294	3:43.470	119.228
5	20:00.197	3:40.903	120.614
6	23:42.677	3:42.480	119.759
7	27:24.424	3:41.747	120.155
8	31:04.911	3:40.487	120.841

17 18 Lee VERNON

SSP Behind 9.820

Best Time 3:41.820 Best Speed 120.115 On 4 Gp a

Lap	Elapsed Time	Lap Time	Lap Speed
1	7:56.689	7:56.689	54.951
2	11:44.136	3:47.447	117.144
3	15:30.006	3:45.870	117.961
4	19:11.826	3:41.820	120.115
5	22:56.159	3:44.333	118.770
6	26:48.034	3:51.875	114.907

18 30 Paul SHOESMITH

SSP Behind 9.982

Best Time 3:41.982 Best Speed 120.028 On 5 Gp a

Lap	Elapsed Time	Lap Time	Lap Speed
1	6:34.988	6:34.988	66.318
2	10:20.920	3:45.932	117.929
3	14:06.371	3:45.451	118.181
4	17:53.069	3:46.698	117.531
5	21:35.051	3:41.982	120.028
6	25:17.866	3:42.815	119.579
7	29:00.544	3:42.678	119.652

Qualifying Classification

Position

19 54 Ivan SHANLEY

SSP Behind 10.324

Best Time 3:42.324 Best Speed 119.843 On 5 Gp a

Lap	Elapsed Time	Lap Time	Lap Speed
1	4:26.206	4:26.206	98.400
2	8:09.198	3:42.992	119.484
3	11:51.635	3:42.437	119.782
4	15:34.500	3:42.865	119.552
5	19:16.824	3:42.324	119.843
6	23:26.564	4:09.740	106.687

20 57 Lee JOHNSTON

SSP Behind 10.957

Best Time 3:42.957 Best Speed 119.503 On 4 Gp a

Lap	Elapsed Time	Lap Time	Lap Speed
1	6:52.947	6:52.947	63.434
2	10:39.224	3:46.277	117.749
3	14:22.266	3:43.042	119.457
4	18:05.223	3:42.957	119.503

21 96 Ben WYLIE

SSP Behind 11.214

Best Time 3:43.214 Best Speed 119.365 On 4 Gp a

Lap	Elapsed Time	Lap Time	Lap Speed
1	7:44.761	7:44.761	56.362
2	11:33.472	3:48.711	116.496
3	15:17.149	3:43.677	119.118
4	19:00.363	3:43.214	119.365
5	22:45.059	3:44.696	118.578
6	26:30.008	3:44.949	118.444
7	30:14.459	3:44.451	118.707
8	33:59.630	3:45.171	118.328

22 97 Seamus ELLIOTT

SSP Behind 11.299

Best Time 3:43.299 Best Speed 119.320 On 8 Gp a

Lap	Elapsed Time	Lap Time	Lap Speed
1	5:26.716	5:26.716	80.176
2	9:19.468	3:52.752	114.474
3	13:07.747	3:48.279	116.717
4	17:00.597	3:52.850	114.425
5	22:57.085	5:56.488	74.740
6	26:42.293	3:45.208	118.308
7	30:29.559	3:47.266	117.237
8	34:12.858	3:43.299	119.320

ULSTER GRAND PRIX BIKE WEEK

SUPERSPORT

UGP First Qualifying

Wednesday, 08 August 2012

DETAILED RESULT



Qualifying Classification

Position

23 60 Robert WILSON

SSP Behind 11.457

Best Time 3:43.457 Best Speed 119.235 On 5 Gp a

Lap	Elapsed Time	Lap Time	Lap Speed
1	4:19.446	4:19.446	100.964
2	8:06.287	3:46.841	117.457
3	11:51.573	3:45.286	118.267
4	15:36.040	3:44.467	118.699
5	19:19.497	3:43.457	119.235
6	23:06.402	3:46.905	117.423

24 98 Paul OWEN

SSP Behind 11.742

Best Time 3:43.742 Best Speed 119.083 On 5 Gp a

Lap	Elapsed Time	Lap Time	Lap Speed
1	5:13.804	5:13.804	83.475
2	9:01.985	3:48.181	116.767
3	12:46.567	3:44.582	118.638
4	16:31.726	3:45.159	118.334
5	20:15.468	3:43.742	119.083
6	23:59.795	3:44.327	118.773
7	27:44.904	3:45.109	118.360
8	31:28.941	3:44.037	118.927

25 11 Rob BARBER

SSP Behind 12.437

Best Time 3:44.437 Best Speed 118.715 On 7 Gp a

Lap	Elapsed Time	Lap Time	Lap Speed
1	5:23.982	5:23.982	80.852
2	9:15.503	3:51.521	115.082
3	13:02.553	3:47.050	117.348
4	16:48.589	3:46.036	117.875
5	20:34.514	3:45.925	117.933
6	24:20.722	3:46.208	117.785
7	28:05.159	3:44.437	118.715
8	31:50.525	3:45.366	118.225

26 17 Dennis BOOTH

SSP Behind 13.262

Best Time 3:45.262 Best Speed 118.280 On 5 Gp a

Lap	Elapsed Time	Lap Time	Lap Speed
1	5:23.403	5:23.403	80.997
2	9:16.690	3:53.287	114.211
3	13:02.913	3:46.223	117.777
4	16:48.937	3:46.024	117.881
5	20:34.199	3:45.262	118.280
6	24:24.260	3:50.061	115.813

Qualifying Classification

Position

27 53 Mark PARRETT

SSP Behind 13.804

Best Time 3:45.804 Best Speed 117.996 On 5 Gp a

Lap	Elapsed Time	Lap Time	Lap Speed
1	6:18.463	6:18.463	69.213
2	10:07.425	3:48.962	116.368
3	13:59.375	3:51.950	114.869
4	17:52.208	3:52.833	114.434
5	21:38.012	3:45.804	117.996
6	25:25.237	3:47.225	117.258
7	29:12.945	3:47.708	117.009
8	33:02.018	3:49.073	116.312

28 24 Shaun ANDERSON

SSP Behind 14.815

Best Time 3:46.815 Best Speed 117.470 On 5 Gp a

Lap	Elapsed Time	Lap Time	Lap Speed
1	9:35.703	9:35.703	45.500
2	13:28.776	3:53.073	114.316
3	17:17.117	3:48.341	116.685
4	21:04.882	3:47.765	116.980
5	24:51.697	3:46.815	117.470
6	28:43.646	3:51.949	114.870

29 28 Ivan LINTIN

SSP Behind 15.008

Best Time 3:47.008 Best Speed 117.370 On 8 Gp a

Lap	Elapsed Time	Lap Time	Lap Speed
1	5:01.911	5:01.911	86.763
2	8:53.717	3:51.806	114.941
3	12:44.221	3:50.504	115.590
4	16:40.337	3:56.116	112.843
5	22:20.992	5:40.655	78.214
6	26:12.060	3:51.068	115.308
7	30:01.051	3:48.991	116.354
8	33:48.059	3:47.008	117.370

30 63 Glenn WALKER

SSP Behind 15.985

Best Time 3:47.985 Best Speed 116.867 On 5 Gp a

Lap	Elapsed Time	Lap Time	Lap Speed
1	5:23.848	5:23.848	80.886
2	9:19.806	3:55.958	112.918
3	13:13.863	3:54.057	113.835
4	17:07.360	3:53.497	114.108
5	20:55.345	3:47.985	116.867
6	24:46.904	3:51.559	115.063

ULSTER GRAND PRIX BIKE WEEK

SUPERSPORT

UGP First Qualifying

Wednesday, 08 August 2012

DETAILED RESULT



Qualifying Classification

Position

31 75 William DAVISON

SSP Behind 16.212

Best Time **3:48.212** Best Speed **116.751** On **5** Gp **a**

Lap	Elapsed Time	Lap Time	Lap Speed
1	5:30.954	5:30.954	79.149
2	9:20.599	3:49.645	116.022
3	13:12.635	3:52.036	114.827
4	17:02.249	3:49.614	116.038
5	20:50.461	3:48.212	116.751
6	24:41.782	3:51.321	115.182

32 58 Paul CRANSTON

SSP Behind 16.484

Best Time **3:48.484** Best Speed **116.612** On **7** Gp **a**

Lap	Elapsed Time	Lap Time	Lap Speed
1	8:49.917	8:49.917	49.432
2	12:43.512	3:53.595	114.060
3	16:35.949	3:52.437	114.629
4	20:26.255	3:50.306	115.689
5	24:15.965	3:49.710	115.990
6	28:04.949	3:48.984	116.357
7	31:53.433	3:48.484	116.612

33 51 Dave HEWSON

SSP Behind 16.626

Best Time **3:48.626** Best Speed **116.540** On **6** Gp **a**

Lap	Elapsed Time	Lap Time	Lap Speed
1	7:53.554	7:53.554	55.315
2	11:45.154	3:51.600	115.043
3	15:35.892	3:50.738	115.473
4	19:24.553	3:48.661	116.522
5	23:14.101	3:49.548	116.071
6	27:02.727	3:48.626	116.540
7	31:14.864	4:12.137	105.673

34 71 Davy MORGAN

SSP Behind 16.809

Best Time **3:48.809** Best Speed **116.446** On **2** Gp **a**

Lap	Elapsed Time	Lap Time	Lap Speed
1	6:18.846	6:18.846	69.143
2	10:07.655	3:48.809	116.446
3	13:59.606	3:51.951	114.869
4	18:00.670	4:01.064	110.526

Qualifying Classification

Position

35 69 Dave WOOLAMS

SSP Behind 21.474

Best Time **3:53.474** Best Speed **114.120** On **3** Gp **a**

Lap	Elapsed Time	Lap Time	Lap Speed
1	11:40.761	11:40.761	37.380
2	15:37.850	3:57.089	112.380
3	19:31.324	3:53.474	114.120
4	23:25.169	3:53.845	113.939
5	27:20.960	3:55.791	112.998
6	31:14.634	3:53.674	114.022

36 22 Stephen McILVENNA

SSP Behind 21.856

Best Time **3:53.856** Best Speed **113.933** On **4** Gp **a**

Lap	Elapsed Time	Lap Time	Lap Speed
1	4:52.174	4:52.174	89.654
2	8:50.119	3:57.945	111.975
3	12:44.706	3:54.587	113.578
4	16:38.562	3:53.856	113.933
5	20:38.598	4:00.036	111.000

37 82 Olin HANAK

SSP Behind 24.897

Best Time **3:56.897** Best Speed **112.471** On **3** Gp **a**

Lap	Elapsed Time	Lap Time	Lap Speed
1	5:11.786	5:11.786	84.015
2	9:18.751	4:06.965	107.886
3	13:15.648	3:56.897	112.471
4	17:14.887	3:59.239	111.370
5	21:22.561	4:07.674	107.577

38 40 Marc McCULLOUGH

SSP Behind 25.645

Best Time **3:57.645** Best Speed **112.117** On **4** Gp **a**

Lap	Elapsed Time	Lap Time	Lap Speed
1	5:13.673	5:13.673	83.510
2	9:19.407	4:05.734	108.426
3	13:20.050	4:00.643	110.720
4	17:17.695	3:57.645	112.117
5	21:16.362	3:58.667	111.637
6	25:17.913	4:01.551	110.304
7	29:24.122	4:06.209	108.217

ULSTER GRAND PRIX BIKE WEEK

SUPERSPORT

UGP First Qualifying

Wednesday, 08 August 2012

DETAILED RESULT



Qualifying Classification

Position

39 88 Gary MILLER

SSP Behind 27.080

Best Time 3:59.080 Best Speed 111.444 On 8 Gp a

Lap	Elapsed Time	Lap Time	Lap Speed
1	5:10.745	5:10.745	84.296
2	9:19.289	4:08.544	107.200
3	13:24.376	4:05.087	108.712
4	17:30.123	4:05.747	108.420
5	21:34.045	4:03.922	109.231
6	25:34.635	4:00.590	110.744
7	29:35.524	4:00.889	110.607
8	33:34.604	3:59.080	111.444

40 38 Callum LAIDLAW

SSP Behind 27.950

Best Time 3:59.950 Best Speed 111.040 On 8 Gp a

Lap	Elapsed Time	Lap Time	Lap Speed
1	5:34.760	5:34.760	78.249
2	9:41.213	4:06.453	108.110
3	13:47.510	4:06.297	108.178
4	17:52.960	4:05.450	108.551
5	21:57.523	4:04.563	108.945
6	26:00.375	4:02.852	109.713
7	30:01.106	4:00.731	110.679
8	34:01.056	3:59.950	111.040

41 61 Reuben McPHEE

SSP Behind 28.869

Best Time 4:00.869 Best Speed 110.616 On 5 Gp a

Lap	Elapsed Time	Lap Time	Lap Speed
1	4:57.781	4:57.781	87.966
2	9:02.793	4:05.012	108.746
3	13:05.933	4:03.140	109.583
4	17:07.180	4:01.247	110.443
5	21:08.049	4:00.869	110.616
6	25:11.159	4:03.110	109.596

42 84 Petr HOMOLA

SSP Behind 33.626

Best Time 4:05.626 Best Speed 108.474 On 4 Gp a

Lap	Elapsed Time	Lap Time	Lap Speed
1	5:34.324	5:34.324	78.351
2	9:41.520	4:07.196	107.785
3	13:48.010	4:06.490	108.093
4	17:53.636	4:05.626	108.474
5	22:00.185	4:06.549	108.068

Qualifying Classification

Position

43 35 James FORD

SSP Behind 34.701

Best Time 4:06.701 Best Speed 108.001 On 6 Gp a

Lap	Elapsed Time	Lap Time	Lap Speed
1	5:38.846	5:38.846	77.306
2	9:54.658	4:15.812	104.154
3	14:13.099	4:18.441	103.095
4	18:25.860	4:12.761	105.412
5	22:35.356	4:09.496	106.791
6	26:42.057	4:06.701	108.001
7	30:52.246	4:10.189	106.495

44 77 Dave WALSH

SSP Behind 35.058

Best Time 4:07.058 Best Speed 107.845 On 2 Gp a

Lap	Elapsed Time	Lap Time	Lap Speed
1	5:34.651	5:34.651	78.275
2	9:41.709	4:07.058	107.845
3	13:49.759	4:08.050	107.414
4	17:57.420	4:07.661	107.582
5	23:57.558	6:00.138	73.983

45 46 Andrew TAYLOR

SSP Behind 39.178

Best Time 4:11.178 Best Speed 106.076 On 5 Gp a

Lap	Elapsed Time	Lap Time	Lap Speed
1	5:34.913	5:34.913	78.213
2	9:49.691	4:14.778	104.577
3	14:01.406	4:11.715	105.850
4	18:12.691	4:11.285	106.031
5	22:23.869	4:11.178	106.076
6	26:39.059	4:15.190	104.408

Non Qualifiers

Position

85 Martin SUCHACEK

SSP Behind 38.893

Best Time 4:10.893 Best Speed 106.197 On 7 Gp a

Lap	Elapsed Time	Lap Time	Lap Speed
1	5:34.164	5:34.164	78.389
2	9:54.115	4:19.951	102.496
3	14:13.992	4:19.877	102.525
4	18:29.561	4:15.569	104.253
5	22:46.522	4:16.961	103.689
6	26:59.242	4:12.720	105.429
7	31:10.135	4:10.893	106.197

ULSTER GRAND PRIX BIKE WEEK

SUPERSPORT

UGP First Qualifying

Wednesday, 08 August 2012

DETAILED RESULT



Non Qualifiers

Position

59 Wayne KENNEDY

SSP Behind 39.605

Best Time 4:11.605 Best Speed 105.896 On 2 Gp a

Lap	Elapsed Time	Lap Time	Lap Speed
1	4:57.912	4:57.912	87.928
2	9:09.517	4:11.605	105.896

39 Paul LAWSON

SSP Behind 40.147

Best Time 4:12.147 Best Speed 105.668 On 3 Gp a

Lap	Elapsed Time	Lap Time	Lap Speed
1	5:25.704	5:25.704	80.425
2	9:41.041	4:15.337	104.348
3	13:53.188	4:12.147	105.668
4	18:07.383	4:14.195	104.817
5	22:23.354	4:15.971	104.090
6	26:39.200	4:15.846	104.141
7	30:54.944	4:15.744	104.182

49 Matt COLE

SSP Behind 40.674

Best Time 4:12.674 Best Speed 105.448 On 5 Gp a

Lap	Elapsed Time	Lap Time	Lap Speed
1	5:10.615	5:10.615	84.332
2	9:28.449	4:17.834	103.338
3	13:44.341	4:15.892	104.122
4	18:00.076	4:15.735	104.186
5	22:12.750	4:12.674	105.448
6	26:26.422	4:13.672	105.033
7	30:56.098	4:29.676	98.800

44 Emmett BURKE

SSP Behind 42.362

Best Time 4:14.362 Best Speed 104.748 On 7 Gp a

Lap	Elapsed Time	Lap Time	Lap Speed
1	5:02.734	5:02.734	86.527
2	9:22.536	4:19.802	102.555
3	13:41.535	4:18.999	102.873
4	17:57.304	4:15.769	104.172
5	22:12.334	4:15.030	104.474
6	26:27.912	4:15.578	104.250
7	30:42.274	4:14.362	104.748
8	34:58.158	4:15.884	104.125

Non Qualifiers

Position

43 Sandy BERWICK

SSP Behind 42.476

Best Time 4:14.476 Best Speed 104.701 On 5 Gp a

Lap	Elapsed Time	Lap Time	Lap Speed
1	5:58.330	5:58.330	73.102
2	10:23.235	4:24.905	100.579
3	14:43.599	4:20.364	102.334
4	18:59.823	4:16.224	103.987
5	23:14.299	4:14.476	104.701

Speed TrapSupersport 600cc 1st Practice

No.	Name	Lap 1	Lap 2	Lap 3	Lap 4	Lap 5	Lap 6	Lap 7	Lap 8	Lap 9	Lap 10
1	Ian LOUGHER	168				170	168	167		168	
2	Dan KNEEN	167									
5	Bruce ANSTEY	173				153	173	172		172	173
6	William DUNLOP		174				176		174		
7	Guy MARTIN	168	164			169	169				
9	Michael DUNLOP					158			168	169	
10	Conor CUMMINS	174				169					
11	Rob BARBER								164		
13	Adrian ARCHIBALD	168		175							
15	Dean HARRISON	167				167	168		168	168	
17	Dennis BOOTH					168					
18	Lee VERNON			164		164	165	169			
22	Stephen McILVENNA					154					
24	Shaun ANDERSON					163			158		
28	Ivan LINTIN	168							166	163	
33	Olie LINSDELL	165									
36	Michael PEARSON			167			147	166		167	
38	Callum LAIDLAW								160		
39	Paul LAWSON	168				169	156	156	159		
40	Marc McCULLOUGH					159	158				
43	Sandy BERWICK	156		156		172				172	
46	Andrew TAYLOR			157		157	156				
48	David MULLIGAN	171						162			
49	Matt COLE		161	169		159	160				
51	Dave HEWSON			166			162				
53	Mark PARRETT					165	161		165	164	
54	Ivan SHANLEY	170	171	162	170						
56	Daniel COOPER						168	177	173		
57	Lee JOHNSTON	167		172			147				
58	Paul CRANSTON				167		158				
60	Robert WILSON					160	167				
62	Reuben McPHEE	154									
65	Michael SWEENEY	161		160			169				
69	Dave WOOLAMS					165	166		161	162	
70	Gary JOHNSON							169	168		
71	Davy MORGAN			167							
77	Dave WALSH					158					
82	Olin HANAK		151			164					
85	Martin SUCHACEK									176	
88	Gary MILLER					153					
96	Ben WYLIE	169				168	170	171	163	165	170
97	Seamus ELLIOTT	147			169						
98	Paul OWEN	172	165		170	168	169		168	169	

ULSTER GRAND PRIX BIKE WEEK

SUPERSPORT

UGP Second Qualifying

Thursday, 09 August 2012



Qualifying Time

4:09.179

Qualifying Speed

106.927

Pos	Class	No	Name	Machine / Sponsor	Time	Best Lap Behind	Speed	On	Total Laps	Qualifying Laps
1	SSP	6	William DUNLOP	Honda - Wilson Craig Racing	3:30.090		126.822	7	8	7
2	SSP	70	Gary JOHNSON	Honda - Lincs Lifting/Callmac Scaffolding	3:31.179	1.089	126.168	3	4	3
3	SSP	9	Michael DUNLOP	Yamaha - Ard Na Mara/McAdoo Racing	3:31.541	1.451	125.952	8	8	6
4	SSP	5	Bruce ANSTEY	Honda - Padgett's MMCG Racing	3:32.288	2.198	125.509	5	6	5
5	SSP	7	Guy MARTIN	Suzuki - Tyco Suzuki by TAS Racing	3:32.809	2.719	125.201	2	8	7
6	SSP	10	Conor CUMMINS	Suzuki - Tyco Suzuki by TAS Racing	3:32.908	2.818	125.143	4	8	7
7	SSP	1	Ian LOUGHER	Kawasaki - ILR Kawasaki	3:32.952	2.862	125.117	4	8	7
8	SSP	36	Michael PEARSON	Yamaha - D&GW/Carryduff Forklifts	3:33.854	3.764	124.589	4	9	9
9	SSP	56	Daniel COOPER	Triumph 675 - Centurion Racing	3:34.724	4.634	124.085	4	5	5
10	SSP	57	Lee JOHNSTON	Honda - Millsport Racing	3:35.347	5.257	123.726	6	7	5
11	SSP	66	Brian McCORMACK	Yamaha - CD Racing	3:36.225	6.135	123.223	6	6	5
12	SSP	96	Ben WYLIE	Yamaha - Wylie Racing / Brenin Bikes	3:36.572	6.482	123.026	7	8	7
13	SSP	33	Olie LINSDELL	Yamaha - SMV / Flitwick Motorcycles	3:37.088	6.998	122.733	6	8	6
14	SSP	48	David MULLIGAN	Yamaha	3:37.382	7.292	122.567	2	7	6
15	SSP	54	Ivan SHANLEY	Yamaha - Ty-Rock	3:37.499	7.409	122.502	3	7	6
16	SSP	15	Dean HARRISON	Yamaha - Ian Bell Motorcycles	3:37.507	7.417	122.497	7	9	8
17	SSP	18	Lee VERNON	Yamaha	3:37.856	7.766	122.301	8	9	9
18	SSP	13	Adrian ARCHIBALD	Yamaha - AMA Racing	3:37.972	7.882	122.236	2	5	5
19	SSP	2	Dan KNEEN	Suzuki - Marks Bloom Racing	3:38.353	8.263	122.022	2	8	6
20	SSP	11	Rob BARBER	Honda	3:38.458	8.368	121.964	2	9	9
21	SSP	30	Paul SHOESMITH	Yamaha - Ice Valley Motorsave	3:38.628	8.538	121.869	9	9	9
22	SSP	65	Michael SWEENEY	Yamaha - MJR Racing	3:38.682	8.592	121.839	7	8	7
23	SSP	97	Seamus ELLIOTT	Yamaha - Logan Racing	3:39.231	9.141	121.534	8	8	6
24	SSP	60	Robert WILSON	Kawasaki - Stoddart Racing	3:39.383	9.293	121.450	6	9	8
25	SSP	75	William DAVISON	Honda - Hill Contracts	3:40.642	10.552	120.757	6	8	6
26	SSP	52	Russ MOUNTFORD	Yamaha - SHR/Northpoint	3:40.847	10.757	120.644	2	5	4
27	SSP	28	Ivan LINTIN	Kawasaki - Ivan Lintin Racing	3:41.525	11.435	120.275	3	5	4
28	SSP	98	Paul OWEN	Yamaha - #98 Club	3:41.690	11.600	120.186	3	5	4
29	SSP	53	Mark PARRETT	Yamaha - Vixen Racing	3:42.235	12.145	119.891	7	8	7
30	SSP	51	Dave HEWSON	Yamaha - David Hewson Ltd	3:42.558	12.468	119.717	4	9	8
31	SSP	24	Shaun ANDERSON	Suzuki - Team GAS Racing	3:42.751	12.661	119.613	6	7	6
32	SSP	17	Dennis BOOTH	Yamaha	3:43.076	12.986	119.439	5	6	5
33	SSP	71	Davy MORGAN	Yamaha - CSC Racing	3:44.576	14.486	118.641	3	5	4
34	SSP	58	Paul CRANSTON	Honda - P & J Fuel Haulage	3:46.099	16.009	117.842	6	8	7
35	SSP	63	Glenn WALKER	Kawasaki - Scotts Garage	3:47.222	17.132	117.260	4	6	5
36	SSP	72	Gareth KEYS	Suzuki 600 - Nick Bonar Cars	3:49.838	19.748	115.925	5	6	5
37	SSP	14	Nuno CAETANO	Kawasaki - KS Team of Portugal	3:50.231	20.141	115.727	6	7	6
38	SSP	22	Stephen McILVENNA	Yamaha	3:51.134	21.044	115.275	5	6	5
39	SSP	38	Callum LAIDLAW	Yamaha	3:51.635	21.545	115.026	8	8	7
40	SSP	69	Dave WOOLAMS	Honda - Wooly's Autos	3:52.237	22.147	114.727	2	7	6
41	SSP	35	James FORD	Triumph 675	3:52.752	22.662	114.474	7	8	6
42	SSP	59	Wayne KENNEDY	Suzuki - GB Racing	3:52.885	22.795	114.408	5	7	6
43	SSP	40	Marc McCULLOUGH	Yamaha - Kingswell Haulage	3:53.339	23.249	114.186	5	7	5
44	SSP	84	Petr HOMOLA	Yamaha	3:53.414	23.324	114.149	5	6	5
45	SSP	82	Olin HANAK	Honda	3:54.943	24.853	113.406	2	5	4
46	SSP	88	Gary MILLER	Suzuki	3:55.165	25.075	113.299	4	5	4
47	SSP	103	Reuben McPHEE	Yamaha - N.J.T. Racing	4:00.069	29.979	110.985	7	8	7
48	SSP	85	Martin SUCHACEK	Yamaha	4:00.402	30.312	110.831	3	6	5
49	SSP	49	Matt COLE	Suzuki	4:00.407	30.317	110.829	8	8	6
50	SSP	77	Dave WALSH	Kawasaki - DRW Racing	4:01.390	31.300	110.377	5	6	4
51	SSP	43	Sandy BERWICK	Suzuki - Berm Shotblasting	4:01.408	31.318	110.369	5	7	6
52	SSP	39	Paul LAWSON	Suzuki	4:01.540	31.450	110.309	7	8	7
53	SSP	44	Emmett BURKE	Honda - Sunflame	4:06.107	36.017	108.262	6	8	4
54	SSP	46	Andrew TAYLOR	Kawasaki	4:06.623	36.533	108.035	6	8	4

Non Qualifiers

SSP	29	Tuukka KORHONEN	Honda	4:21.033	50.943	102.071	1	1	0
-----	----	-----------------	-------	----------	--------	---------	---	---	---

Provisional result to be confirmed by the Stewards of the Meeting subject to completion of technical inspections & the time limit for protests

Page 1 / 1

Circuit	Dundrod	Signed	Organising Club	Dundrod & District MCC
Length(miles)	7.4011 Lap 1 (7.2763)		Qualifying Started	12:48
Weather	Cloudy, 24°C, 53%RH	Chief Timekeeper		
Track	Dry	Issued At: 13:26		

ULSTER GRAND PRIX BIKE WEEK

SUPERSPORT

UGP Second Qualifying

Thursday, 09 August 2012

DETAILED RESULT



Qualifying Classification

Position

1 6 William DUNLOP

SSP Behind

Best Time **3:30.090** Best Speed **126.822** On **7** Gp **a**

Lap	Elapsed Time	Lap Time	Lap Speed
1	3:43.596	3:43.596	117.152
2	7:15.077	3:31.481	125.987
3	10:46.343	3:31.266	126.116
4	14:27.193	3:40.850	120.643
5	21:07.237	6:40.044	66.603
6	24:41.438	3:34.201	124.388
7	28:11.528	3:30.090	126.822
8	31:42.323	3:30.795	126.397

2 70 Gary JOHNSON

SSP Behind **1.089**

Best Time **3:31.179** Best Speed **126.168** On **3** Gp **a**

Lap	Elapsed Time	Lap Time	Lap Speed
1	3:49.918	3:49.918	113.931
2	7:24.835	3:34.917	123.973
3	10:56.014	3:31.179	126.168
4	15:17.309	4:21.295	101.969

3 9 Michael DUNLOP

SSP Behind **1.451**

Best Time **3:31.541** Best Speed **125.952** On **8** Gp **a**

Lap	Elapsed Time	Lap Time	Lap Speed
1	6:31.324	6:31.324	66.939
2	10:08.716	3:37.392	122.562
3	13:45.926	3:37.210	122.665
4	19:37.427	5:51.501	75.801
5	23:09.936	3:32.509	125.378
6	26:43.788	3:33.852	124.591
7	30:18.129	3:34.341	124.306
8	33:49.670	3:31.541	125.952

4 5 Bruce ANSTEY

SSP Behind **2.198**

Best Time **3:32.288** Best Speed **125.509** On **5** Gp **a**

Lap	Elapsed Time	Lap Time	Lap Speed
1	4:26.033	4:26.033	98.464
2	8:04.153	3:38.120	122.153
3	11:40.011	3:35.858	123.433
4	15:13.373	3:33.362	124.877
5	18:45.661	3:32.288	125.509
6	22:30.326	3:44.665	118.594

Qualifying Classification

Position

5 7 Guy MARTIN

SSP Behind **2.719**

Best Time **3:32.809** Best Speed **125.201** On **2** Gp **a**

Lap	Elapsed Time	Lap Time	Lap Speed
1	3:44.416	3:44.416	116.724
2	7:17.225	3:32.809	125.201
3	10:52.318	3:35.093	123.872
4	14:25.860	3:33.542	124.772
5	18:09.646	3:43.786	119.060
6	27:02.827	8:53.181	49.972
7	30:37.111	3:34.284	124.339
8	34:10.314	3:33.203	124.970

6 10 Conor CUMMINS

SSP Behind **2.818**

Best Time **3:32.908** Best Speed **125.143** On **4** Gp **a**

Lap	Elapsed Time	Lap Time	Lap Speed
1	3:47.928	3:47.928	114.925
2	7:23.284	3:35.356	123.721
3	10:56.598	3:33.314	124.905
4	14:29.506	3:32.908	125.143
5	18:04.363	3:34.857	124.008
6	21:48.445	3:44.082	118.903
7	28:32.036	6:43.591	66.017
8	32:05.218	3:33.182	124.982

7 1 Ian LOUGHER

SSP Behind **2.862**

Best Time **3:32.952** Best Speed **125.117** On **4** Gp **a**

Lap	Elapsed Time	Lap Time	Lap Speed
1	3:46.806	3:46.806	115.494
2	7:23.531	3:36.725	122.939
3	10:56.984	3:33.453	124.824
4	14:29.936	3:32.952	125.117
5	18:17.834	3:47.898	116.912
6	24:42.629	6:24.795	69.242
7	28:20.028	3:37.399	122.558
8	31:56.658	3:36.630	122.993

ULSTER GRAND PRIX BIKE WEEK

SUPERSPORT

UGP Second Qualifying

Thursday, 09 August 2012

DETAILED RESULT



Qualifying Classification

Position

8 36 Michael PEARSON

SSP Behind 3.764

Best Time 3:33.854 Best Speed 124.589 On 4 Gp a

Lap	Elapsed Time	Lap Time	Lap Speed
1	3:44.949	3:44.949	116.447
2	7:20.583	3:35.634	123.561
3	10:55.796	3:35.213	123.803
4	14:29.650	3:33.854	124.589
5	18:07.716	3:38.066	122.183
6	21:46.520	3:38.804	121.771
7	25:24.534	3:38.014	122.212
8	29:00.546	3:36.012	123.345
9	32:41.064	3:40.518	120.824

9 56 Daniel COOPER

SSP Behind 4.634

Best Time 3:34.724 Best Speed 124.085 On 4 Gp a

Lap	Elapsed Time	Lap Time	Lap Speed
1	3:44.185	3:44.185	116.844
2	7:19.315	3:35.130	123.851
3	10:54.733	3:35.418	123.685
4	14:29.457	3:34.724	124.085
5	18:10.585	3:41.128	120.491

10 57 Lee JOHNSTON

SSP Behind 5.257

Best Time 3:35.347 Best Speed 123.726 On 6 Gp a

Lap	Elapsed Time	Lap Time	Lap Speed
1	9:44.081	9:44.081	44.848
2	13:24.384	3:40.303	120.942
3	17:02.064	3:37.680	122.400
4	21:23.747	4:21.683	101.818
5	24:59.630	3:35.883	123.419
6	28:34.977	3:35.347	123.726
7	32:10.595	3:35.618	123.570

11 66 Brian McCORMACK

SSP Behind 6.135

Best Time 3:36.225 Best Speed 123.223 On 6 Gp a

Lap	Elapsed Time	Lap Time	Lap Speed
1	3:46.268	3:46.268	115.768
2	7:25.047	3:38.779	121.785
3	11:01.773	3:36.726	122.938
4	14:53.565	3:51.792	114.948
5	28:20.917	13:27.352	33.002
6	31:57.142	3:36.225	123.223

Qualifying Classification

Position

12 96 Ben WYLIE

SSP Behind 6.482

Best Time 3:36.572 Best Speed 123.026 On 7 Gp a

Lap	Elapsed Time	Lap Time	Lap Speed
1	4:04.774	4:04.774	107.016
2	7:45.488	3:40.714	120.717
3	11:26.278	3:40.790	120.676
4	15:15.367	3:49.089	116.304
5	20:52.984	5:37.617	78.918
6	24:32.355	3:39.371	121.456
7	28:08.927	3:36.572	123.026
8	31:47.684	3:38.757	121.797

13 33 Olie LINSDELL

SSP Behind 6.998

Best Time 3:37.088 Best Speed 122.733 On 6 Gp a

Lap	Elapsed Time	Lap Time	Lap Speed
1	4:10.253	4:10.253	104.673
2	7:57.011	3:46.758	117.500
3	14:26.621	6:29.610	68.386
4	18:08.438	3:41.817	120.117
5	21:47.202	3:38.764	121.793
6	25:24.290	3:37.088	122.733
7	29:03.530	3:39.240	121.529
8	32:46.076	3:42.546	119.723

14 48 David MULLIGAN

SSP Behind 7.292

Best Time 3:37.382 Best Speed 122.567 On 2 Gp a

Lap	Elapsed Time	Lap Time	Lap Speed
1	3:49.294	3:49.294	114.241
2	7:26.676	3:37.382	122.567
3	11:06.435	3:39.759	121.242
4	14:45.133	3:38.698	121.830
5	18:43.750	3:58.617	111.660
6	29:46.563	11:02.813	40.198
7	33:28.305	3:41.742	120.157

15 54 Ivan SHANLEY

SSP Behind 7.409

Best Time 3:37.499 Best Speed 122.502 On 3 Gp a

Lap	Elapsed Time	Lap Time	Lap Speed
1	3:55.007	3:55.007	111.463
2	7:32.561	3:37.554	122.471
3	11:10.060	3:37.499	122.502
4	14:59.633	3:49.573	116.059
5	24:31.785	9:32.152	46.568
6	28:09.771	3:37.986	122.228
7	31:48.318	3:38.547	121.914

ULSTER GRAND PRIX BIKE WEEK

SUPERSPORT

UGP Second Qualifying

Thursday, 09 August 2012

DETAILED RESULT



Qualifying Classification

Position

16 15 Dean HARRISON

SSP Behind 7.417

Best Time **3:37.507** Best Speed **122.497** On 7 Gp a

Lap	Elapsed Time	Lap Time	Lap Speed
1	4:16.261	4:16.261	102.219
2	8:00.968	3:44.707	118.572
3	11:40.400	3:39.432	121.422
4	15:18.547	3:38.147	122.138
5	18:56.612	3:38.065	122.184
6	22:34.741	3:38.129	122.148
7	26:12.248	3:37.507	122.497
8	29:50.270	3:38.022	122.208
9	33:28.437	3:38.167	122.126

17 18 Lee VERNON

SSP Behind 7.766

Best Time **3:37.856** Best Speed **122.301** On 8 Gp a

Lap	Elapsed Time	Lap Time	Lap Speed
1	3:48.582	3:48.582	114.596
2	7:27.140	3:38.558	121.908
3	11:06.531	3:39.391	121.445
4	14:44.569	3:38.038	122.199
5	18:24.424	3:39.855	121.189
6	22:04.200	3:39.776	121.232
7	25:42.804	3:38.604	121.882
8	29:20.660	3:37.856	122.301
9	33:02.609	3:41.949	120.045

18 13 Adrian ARCHIBALD

SSP Behind 7.882

Best Time **3:37.972** Best Speed **122.236** On 2 Gp a

Lap	Elapsed Time	Lap Time	Lap Speed
1	3:47.577	3:47.577	115.102
2	7:25.549	3:37.972	122.236
3	11:05.214	3:39.665	121.294
4	14:44.272	3:39.058	121.630
5	18:43.982	3:59.710	111.151

Qualifying Classification

Position

19 2 Dan KNEEN

SSP Behind 8.263

Best Time **3:38.353** Best Speed **122.022** On 2 Gp a

Lap	Elapsed Time	Lap Time	Lap Speed
1	3:46.465	3:46.465	115.668
2	7:24.818	3:38.353	122.022
3	11:10.815	3:45.997	117.895
4	17:22.303	6:11.488	71.722
5	21:09.119	3:46.816	117.469
6	25:40.667	4:31.548	98.119
7	29:19.710	3:39.043	121.638
8	32:59.462	3:39.752	121.246

20 11 Rob BARBER

SSP Behind 8.368

Best Time **3:38.458** Best Speed **121.964** On 2 Gp a

Lap	Elapsed Time	Lap Time	Lap Speed
1	3:49.848	3:49.848	113.965
2	7:28.306	3:38.458	121.964
3	11:06.878	3:38.572	121.900
4	14:45.489	3:38.611	121.878
5	18:26.096	3:40.607	120.776
6	22:06.458	3:40.362	120.910
7	25:46.580	3:40.122	121.042
8	29:30.243	3:43.663	119.125
9	33:11.277	3:41.034	120.542

21 30 Paul SHOESMITH

SSP Behind 8.538

Best Time **3:38.628** Best Speed **121.869** On 9 Gp a

Lap	Elapsed Time	Lap Time	Lap Speed
1	4:08.353	4:08.353	105.474
2	7:50.247	3:41.894	120.075
3	11:32.385	3:42.138	119.943
4	15:14.004	3:41.619	120.224
5	18:54.229	3:40.225	120.985
6	22:34.495	3:40.266	120.963
7	26:13.766	3:39.271	121.512
8	29:53.643	3:39.877	121.177
9	33:32.271	3:38.628	121.869

ULSTER GRAND PRIX BIKE WEEK

SUPERSPORT

UGP Second Qualifying

Thursday, 09 August 2012

DETAILED RESULT



Qualifying Classification

Position

22 65 Michael SWEENEY

SSP Behind 8.592

Best Time 3:38.682 Best Speed 121.839 On 7 Gp a

Lap	Elapsed Time	Lap Time	Lap Speed
1	3:56.946	3:56.946	110.551
2	7:37.822	3:40.876	120.629
3	11:20.055	3:42.233	119.892
4	15:00.827	3:40.772	120.685
5	18:49.127	3:48.300	116.706
6	27:03.686	8:14.559	53.874
7	30:42.368	3:38.682	121.839
8	34:24.342	3:41.974	120.032

23 97 Seamus ELLIOTT

SSP Behind 9.141

Best Time 3:39.231 Best Speed 121.534 On 8 Gp a

Lap	Elapsed Time	Lap Time	Lap Speed
1	6:46.869	6:46.869	64.381
2	10:30.720	3:43.851	119.025
3	14:16.293	3:45.573	118.117
4	17:59.677	3:43.384	119.274
5	21:40.149	3:40.472	120.850
6	25:26.185	3:46.036	117.875
7	30:37.722	5:11.537	85.524
8	34:16.953	3:39.231	121.534

24 60 Robert WILSON

SSP Behind 9.293

Best Time 3:39.383 Best Speed 121.450 On 6 Gp a

Lap	Elapsed Time	Lap Time	Lap Speed
1	4:40.508	4:40.508	93.383
2	8:21.819	3:41.311	120.391
3	12:03.664	3:41.845	120.102
4	15:44.535	3:40.871	120.631
5	19:24.998	3:40.463	120.855
6	23:04.381	3:39.383	121.450
7	26:44.537	3:40.156	121.023
8	30:26.097	3:41.560	120.256
9	34:08.459	3:42.362	119.822

Qualifying Classification

Position

25 75 William DAVISON

SSP Behind 10.552

Best Time 3:40.642 Best Speed 120.757 On 6 Gp a

Lap	Elapsed Time	Lap Time	Lap Speed
1	4:24.150	4:24.150	99.166
2	8:14.577	3:50.427	115.629
3	13:37.054	5:22.477	82.623
4	17:20.028	3:42.974	119.494
5	21:03.303	3:43.275	119.332
6	24:43.945	3:40.642	120.757
7	28:24.692	3:40.747	120.699
8	32:10.520	3:45.828	117.983

26 52 Russ MOUNTFORD

SSP Behind 10.757

Best Time 3:40.847 Best Speed 120.644 On 2 Gp a

Lap	Elapsed Time	Lap Time	Lap Speed
1	6:15.422	6:15.422	69.774
2	9:56.269	3:40.847	120.644
3	13:37.459	3:41.190	120.457
4	17:19.407	3:41.948	120.046
5	21:03.458	3:44.051	118.919

27 28 Ivan LINTIN

SSP Behind 11.435

Best Time 3:41.525 Best Speed 120.275 On 3 Gp a

Lap	Elapsed Time	Lap Time	Lap Speed
1	4:15.456	4:15.456	102.541
2	8:01.726	3:46.270	117.753
3	11:43.251	3:41.525	120.275
4	15:24.903	3:41.652	120.206
5	19:13.041	3:48.138	116.789

28 98 Paul OWEN

SSP Behind 11.600

Best Time 3:41.690 Best Speed 120.186 On 3 Gp a

Lap	Elapsed Time	Lap Time	Lap Speed
1	16:39.148	16:39.148	26.217
2	20:22.945	3:43.797	119.054
3	24:04.635	3:41.690	120.186
4	27:46.707	3:42.072	119.979
5	31:29.106	3:42.399	119.803

ULSTER GRAND PRIX BIKE WEEK

SUPERSPORT

UGP Second Qualifying

Thursday, 09 August 2012

DETAILED RESULT



Qualifying Classification

Position

29 53 Mark PARRETT

SSP Behind 12.145

Best Time 3:42.235 Best Speed 119.891 On 7 Gp a

Lap	Elapsed Time	Lap Time	Lap Speed
1	5:16.513	5:16.513	82.760
2	9:03.757	3:47.244	117.248
3	12:49.278	3:45.521	118.144
4	16:36.800	3:47.522	117.105
5	20:22.659	3:45.859	117.967
6	24:05.056	3:42.397	119.804
7	27:47.291	3:42.235	119.891
8	31:34.385	3:47.094	117.326

30 51 Dave HEWSON

SSP Behind 12.468

Best Time 3:42.558 Best Speed 119.717 On 4 Gp a

Lap	Elapsed Time	Lap Time	Lap Speed
1	4:10.579	4:10.579	104.537
2	7:58.218	3:47.639	117.045
3	11:42.962	3:44.744	118.552
4	15:25.520	3:42.558	119.717
5	19:09.597	3:44.077	118.905
6	22:57.714	3:48.117	116.800
7	26:42.882	3:45.168	118.329
8	30:27.601	3:44.719	118.566
9	34:11.647	3:44.046	118.922

31 24 Shaun ANDERSON

SSP Behind 12.661

Best Time 3:42.751 Best Speed 119.613 On 6 Gp a

Lap	Elapsed Time	Lap Time	Lap Speed
1	4:46.659	4:46.659	91.379
2	8:40.903	3:54.244	113.744
3	12:28.773	3:47.870	116.926
4	16:14.885	3:46.112	117.835
5	19:58.403	3:43.518	119.203
6	23:41.154	3:42.751	119.613
7	27:39.815	3:58.661	111.639

32 17 Dennis BOOTH

SSP Behind 12.986

Best Time 3:43.076 Best Speed 119.439 On 5 Gp a

Lap	Elapsed Time	Lap Time	Lap Speed
1	4:49.803	4:49.803	90.388
2	8:43.597	3:53.794	113.963
3	12:29.430	3:45.833	117.981
4	16:14.673	3:45.243	118.290
5	19:57.749	3:43.076	119.439
6	23:44.910	3:47.161	117.291

Qualifying Classification

Position

33 71 Davy MORGAN

SSP Behind 14.486

Best Time 3:44.576 Best Speed 118.641 On 3 Gp a

Lap	Elapsed Time	Lap Time	Lap Speed
1	4:33.551	4:33.551	95.758
2	8:20.638	3:47.087	117.329
3	12:05.214	3:44.576	118.641
4	15:51.082	3:45.868	117.963
5	19:56.087	4:05.005	108.749

34 58 Paul CRANSTON

SSP Behind 16.009

Best Time 3:46.099 Best Speed 117.842 On 6 Gp a

Lap	Elapsed Time	Lap Time	Lap Speed
1	6:35.222	6:35.222	66.278
2	10:23.483	3:48.261	116.726
3	14:11.262	3:47.779	116.973
4	17:59.575	3:48.313	116.699
5	21:46.085	3:46.510	117.628
6	25:32.184	3:46.099	117.842
7	29:19.891	3:47.707	117.010
8	33:12.625	3:52.734	114.482

35 63 Glenn WALKER

SSP Behind 17.132

Best Time 3:47.222 Best Speed 117.260 On 4 Gp a

Lap	Elapsed Time	Lap Time	Lap Speed
1	4:21.924	4:21.924	100.009
2	8:15.920	3:53.996	113.865
3	12:03.477	3:47.557	117.087
4	15:50.699	3:47.222	117.260
5	19:39.049	3:48.350	116.680
6	23:29.425	3:50.376	115.654

36 72 Gareth KEYS

SSP Behind 19.748

Best Time 3:49.838 Best Speed 115.925 On 5 Gp a

Lap	Elapsed Time	Lap Time	Lap Speed
1	4:10.167	4:10.167	104.709
2	8:01.710	3:51.543	115.071
3	11:52.203	3:50.493	115.596
4	15:42.598	3:50.395	115.645
5	19:32.436	3:49.838	115.925
6	23:29.148	3:56.712	112.559

ULSTER GRAND PRIX BIKE WEEK

SUPERSPORT

UGP Second Qualifying

Thursday, 09 August 2012

DETAILED RESULT



Qualifying Classification

Position

37 14 Nuno CAETANO

SSP Behind 20.141

Best Time 3:50.231 Best Speed 115.727 On 6 Gp a

Lap	Elapsed Time	Lap Time	Lap Speed
1	7:15.102	7:15.102	60.204
2	11:06.451	3:51.349	115.168
3	14:57.650	3:51.199	115.243
4	18:49.354	3:51.704	114.991
5	22:39.669	3:50.315	115.685
6	26:29.900	3:50.231	115.727
7	30:22.114	3:52.214	114.739

38 22 Stephen McILVENNA

SSP Behind 21.044

Best Time 3:51.134 Best Speed 115.275 On 5 Gp a

Lap	Elapsed Time	Lap Time	Lap Speed
1	4:22.103	4:22.103	99.940
2	8:18.992	3:56.889	112.474
3	12:14.298	3:55.306	113.231
4	16:05.856	3:51.558	115.064
5	19:56.990	3:51.134	115.275
6	23:59.401	4:02.411	109.912

39 38 Callum LAIDLAW

SSP Behind 21.545

Best Time 3:51.635 Best Speed 115.026 On 8 Gp a

Lap	Elapsed Time	Lap Time	Lap Speed
1	4:47.117	4:47.117	91.233
2	8:44.669	3:57.552	112.161
3	12:40.554	3:55.885	112.953
4	16:36.167	3:55.613	113.084
5	20:30.090	3:53.923	113.901
6	24:23.659	3:53.569	114.073
7	28:16.202	3:52.543	114.576
8	32:07.837	3:51.635	115.026

40 69 Dave WOOLAMS

SSP Behind 22.147

Best Time 3:52.237 Best Speed 114.727 On 2 Gp a

Lap	Elapsed Time	Lap Time	Lap Speed
1	4:11.982	4:11.982	103.955
2	8:04.219	3:52.237	114.727
3	11:57.023	3:52.804	114.448
4	15:49.836	3:52.813	114.444
5	19:44.211	3:54.375	113.681
6	23:38.021	3:53.810	113.956
7	27:41.088	4:03.067	109.616

Qualifying Classification

Position

41 35 James FORD

SSP Behind 22.662

Best Time 3:52.752 Best Speed 114.474 On 7 Gp a

Lap	Elapsed Time	Lap Time	Lap Speed
1	5:09.836	5:09.836	84.544
2	9:48.947	4:39.111	95.460
3	13:45.020	3:56.073	112.863
4	17:38.892	3:53.872	113.925
5	21:32.349	3:53.457	114.128
6	25:25.783	3:53.434	114.139
7	29:18.535	3:52.752	114.474
8	33:12.477	3:53.942	113.891

42 59 Wayne KENNEDY

SSP Behind 22.795

Best Time 3:52.885 Best Speed 114.408 On 5 Gp a

Lap	Elapsed Time	Lap Time	Lap Speed
1	4:51.208	4:51.208	89.952
2	8:49.776	3:58.568	111.683
3	12:48.961	3:59.185	111.395
4	16:44.023	3:55.062	113.349
5	20:36.908	3:52.885	114.408
6	24:29.947	3:53.039	114.333
7	28:24.858	3:54.911	113.422

43 40 Marc McCULLOUGH

SSP Behind 23.249

Best Time 3:53.339 Best Speed 114.186 On 5 Gp a

Lap	Elapsed Time	Lap Time	Lap Speed
1	4:48.346	4:48.346	90.845
2	8:47.243	3:58.897	111.529
3	12:49.086	4:01.843	110.170
4	16:48.285	3:59.199	111.388
5	20:41.624	3:53.339	114.186
6	24:37.133	3:55.509	113.134
7	29:39.535	5:02.402	88.108

44 84 Petr HOMOLA

SSP Behind 23.324

Best Time 3:53.414 Best Speed 114.149 On 5 Gp a

Lap	Elapsed Time	Lap Time	Lap Speed
1	6:18.865	6:18.865	69.140
2	10:14.357	3:55.492	113.142
3	14:08.880	3:54.523	113.609
4	18:02.571	3:53.691	114.014
5	21:55.985	3:53.414	114.149
6	26:01.286	4:05.301	108.617

ULSTER GRAND PRIX BIKE WEEK

SUPERSPORT

UGP Second Qualifying

Thursday, 09 August 2012

DETAILED RESULT



Qualifying Classification

Position

45 82 Olin HANAK

SSP Behind 24.853

Best Time 3:54.943 Best Speed 113.406 On 2 Gp a

Lap	Elapsed Time	Lap Time	Lap Speed
1	6:20.458	6:20.458	68.850
2	10:15.401	3:54.943	113.406
3	14:11.354	3:55.953	112.921
4	18:07.749	3:56.395	112.710
5	22:07.626	3:59.877	111.073

46 88 Gary MILLER

SSP Behind 25.075

Best Time 3:55.165 Best Speed 113.299 On 4 Gp a

Lap	Elapsed Time	Lap Time	Lap Speed
1	4:41.342	4:41.342	93.106
2	8:43.526	4:02.184	110.015
3	12:41.443	3:57.917	111.988
4	16:36.608	3:55.165	113.299
5	20:36.837	4:00.229	110.911

47 103 Reuben McPHEE

SSP Behind 29.979

Best Time 4:00.069 Best Speed 110.985 On 7 Gp a

Lap	Elapsed Time	Lap Time	Lap Speed
1	4:43.018	4:43.018	92.555
2	8:47.157	4:04.139	109.134
3	12:48.858	4:01.701	110.235
4	16:50.509	4:01.651	110.258
5	20:51.735	4:01.226	110.452
6	24:53.597	4:01.862	110.162
7	28:53.666	4:00.069	110.985
8	32:53.883	4:00.217	110.916

48 85 Martin SUCHACEK

SSP Behind 30.312

Best Time 4:00.402 Best Speed 110.831 On 3 Gp a

Lap	Elapsed Time	Lap Time	Lap Speed
1	6:21.529	6:21.529	68.657
2	10:23.411	4:01.882	110.153
3	14:23.813	4:00.402	110.831
4	18:27.138	4:03.325	109.499
5	22:30.134	4:02.996	109.648
6	26:32.254	4:02.120	110.044

Qualifying Classification

Position

49 49 Matt COLE

SSP Behind 30.317

Best Time 4:00.407 Best Speed 110.829 On 8 Gp a

Lap	Elapsed Time	Lap Time	Lap Speed
1	4:39.869	4:39.869	93.596
2	8:46.285	4:06.416	108.126
3	12:50.204	4:03.919	109.233
4	16:50.868	4:00.664	110.710
5	20:51.909	4:01.041	110.537
6	24:53.819	4:01.910	110.140
7	29:09.388	4:15.569	104.253
8	33:09.795	4:00.407	110.829

50 77 Dave WALSH

SSP Behind 31.300

Best Time 4:01.390 Best Speed 110.377 On 5 Gp a

Lap	Elapsed Time	Lap Time	Lap Speed
1	4:15.052	4:15.052	102.703
2	8:19.073	4:04.021	109.187
3	12:24.843	4:05.770	108.410
4	16:30.454	4:05.611	108.480
5	20:31.844	4:01.390	110.377
6	25:22.175	4:50.331	91.771

51 43 Sandy BERWICK

SSP Behind 31.318

Best Time 4:01.408 Best Speed 110.369 On 5 Gp a

Lap	Elapsed Time	Lap Time	Lap Speed
1	5:48.335	5:48.335	75.200
2	9:55.555	4:07.220	107.774
3	14:00.088	4:04.533	108.959
4	18:04.737	4:04.649	108.907
5	22:06.145	4:01.408	110.369
6	26:08.198	4:02.053	110.075
7	30:09.977	4:01.779	110.200

52 39 Paul LAWSON

SSP Behind 31.450

Best Time 4:01.540 Best Speed 110.309 On 7 Gp a

Lap	Elapsed Time	Lap Time	Lap Speed
1	4:14.466	4:14.466	102.940
2	8:18.875	4:04.409	109.014
3	12:24.627	4:05.752	108.418
4	16:31.562	4:06.935	107.899
5	20:36.378	4:04.816	108.833
6	24:41.480	4:05.102	108.706
7	28:43.020	4:01.540	110.309
8	32:48.610	4:05.590	108.490

ULSTER GRAND PRIX BIKE WEEK

SUPERSPORT

UGP Second Qualifying

Thursday, 09 August 2012

DETAILED RESULT



Qualifying Classification

Position

53 44 Emmett BURKE

SSP Behind 36.017

Best Time 4:06.107 Best Speed 108.262 On 6 Gp a

Lap	Elapsed Time	Lap Time	Lap Speed
1	4:26.357	4:26.357	98.344
2	8:36.548	4:10.191	106.494
3	12:46.430	4:09.882	106.626
4	16:55.266	4:08.836	107.074
5	21:03.360	4:08.094	107.395
6	25:09.467	4:06.107	108.262
7	29:18.487	4:09.020	106.995
8	33:27.955	4:09.468	106.803

54 46 Andrew TAYLOR

SSP Behind 36.533

Best Time 4:06.623 Best Speed 108.035 On 6 Gp a

Lap	Elapsed Time	Lap Time	Lap Speed
1	4:45.484	4:45.484	91.755
2	8:55.975	4:10.491	106.367
3	13:05.629	4:09.654	106.724
4	17:14.453	4:08.824	107.080
5	21:23.709	4:09.256	106.894
6	25:30.332	4:06.623	108.035
7	29:39.046	4:08.714	107.127
8	33:47.729	4:08.683	107.140

Non Qualifiers

Position

29 Tuukka KORHONEN

SSP Behind 50.943

Best Time 4:21.033 Best Speed 102.071 On 1 Gp a

Lap	Elapsed Time	Lap Time	Lap Speed
1	4:21.033	4:21.033	100.350

Speed TrapU.G.P. Supersport 2nd Practice

No.	Name	Lap 1	Lap 2	Lap 3	Lap 4	Lap 5	Lap 6	Lap 7	Lap 8	Lap 9	Lap 10
1	Ian LOUGHER									165	
2	Dan KNEEN					156			166	172	
5	Bruce ANSTEY	172	166	169			167				
6	William DUNLOP	168	165					173		172	
7	Guy MARTIN	165	163								166
9	Michael DUNLOP							170	168		
10	Conor CUMMINS		170							170	
11	Rob BARBER	166	167					169	164		
13	Adrian ARCHIBALD		162								
14	Nuno CAETANO		170	157				160			
15	Dean HARRISON	171	162	167			168		166	167	167
17	Dennis BOOTH	163	162		162						
18	Lee VERNON			167				167			
24	Shaun ANDERSON		158	160					157		
28	Ivan LINTIN	165		164	161						
30	Paul SHOESMITH		167	168			166	167	167		169
33	Olie LINSDELL									169	
34	Michal DOKOUPIL		161								
35	James FORD	158	141	159				159			
36	Michael PEARSON		166					170		161	
38	Callum LAIDLAW		166								
39	Paul LAWSON				154					152	
40	Marc McCULLOUGH							156	155		
43	Sandy BERWICK			153		157					
44	Emmett BURKE		157	160							
46	Andrew TAYLOR			152							
48	David MULLIGAN									163	
49	Matt COLE		159							157	
51	Dave HEWSON		157				159				
52	Russ MOUNTFORD		167			169					
53	Mark PARRETT	161		161	163						
54	Ivan SHANLEY		163								
57	Lee JOHNSTON					170		157		170	
58	Paul CRANSTON	158	159								
59	Wayne KENNEDY	155	164		161	167					
60	Robert WILSON	168	171	169	167			168			
63	Glenn WALKER		167								
65	Michael SWEENEY		167								
69	Dave WOOLAMS			161				158	160		
71	Davy MORGAN	161		161							
84	Petr HOMOLA							145			
85	Martin SUCHACEK	160		166							
88	Gary MILLER			158							
96	Ben WYLIE	167	165	166					170	167	
97	Seamus ELLIOTT			167				167			
98	Paul OWEN								162		

ULSTER GRAND PRIX BIKE WEEK


SUPERSPORT Combined Qualifying



Pos	Class	No	Name	-----Best Time / Qual Laps-----			Overall Best Time / Speed /	
				Session A	Session B		Total Qual Laps	
Qualifying Classification								
1	SSP	6	William DUNLOP	3:32.000	6	3:30.090	7	3:30.090 126.822 13
2	SSP	70	Gary JOHNSON	3:35.468	7	3:31.179	3	3:31.179 126.168 10
3	SSP	9	Michael DUNLOP	3:34.606	7	3:31.541	6	3:31.541 125.952 13
4	SSP	5	Bruce ANSTEY	3:33.653	6	3:32.288	5	3:32.288 125.509 11
5	SSP	7	Guy MARTIN	3:35.244	7	3:32.809	7	3:32.809 125.201 14
6	SSP	10	Conor CUMMINS	3:36.706	5	3:32.908	7	3:32.908 125.143 12
7	SSP	1	Ian LOUGHER	3:36.717	8	3:32.952	7	3:32.952 125.117 15
8	SSP	36	Michael PEARSON	3:37.642	8	3:33.854	9	3:33.854 124.589 17
9	SSP	56	Daniel COOPER	3:37.905	8	3:34.724	5	3:34.724 124.085 13
10	SSP	57	Lee JOHNSTON	3:42.957	3	3:35.347	5	3:35.347 123.726 8
11	SSP	2	Dan KNEEN	3:36.210	8	3:38.353	6	3:36.210 123.232 14
12	SSP	66	Brian McCORMACK	3:39.373	8	3:36.225	5	3:36.225 123.223 13
13	SSP	96	Ben WYLIE	3:43.214	7	3:36.572	7	3:36.572 123.026 14
14	SSP	33	Olie LINSDELL	3:39.279	6	3:37.088	6	3:37.088 122.733 12
15	SSP	48	David MULLIGAN	3:40.465	7	3:37.382	6	3:37.382 122.567 13
16	SSP	54	Ivan SHANLEY	3:42.324	5	3:37.499	6	3:37.499 122.502 11
17	SSP	15	Dean HARRISON	3:40.487	7	3:37.507	8	3:37.507 122.497 15
18	SSP	18	Lee VERNON	3:41.820	5	3:37.856	9	3:37.856 122.301 14
19	SSP	13	Adrian ARCHIBALD	3:39.247	4	3:37.972	5	3:37.972 122.236 9
20	SSP	11	Rob BARBER	3:44.437	7	3:38.458	9	3:38.458 121.964 16
21	SSP	30	Paul SHOESMITH	3:41.982	6	3:38.628	9	3:38.628 121.869 15
22	SSP	65	Michael SWEENEY	3:39.901	7	3:38.682	7	3:38.682 121.839 14
23	SSP	97	Seamus ELLIOTT	3:43.299	6	3:39.231	6	3:39.231 121.534 12
24	SSP	60	Robert WILSON	3:43.457	5	3:39.383	8	3:39.383 121.450 13
25	SSP	75	William DAVISON	3:48.212	5	3:40.642	6	3:40.642 120.757 11
26	SSP	52	Russ MOUNTFORD	-----		3:40.847	4	3:40.847 120.644 4
27	SSP	28	Ivan LINTIN	3:47.008	6	3:41.525	4	3:41.525 120.275 10
28	SSP	98	Paul OWEN	3:43.742	7	3:41.690	4	3:41.690 120.186 11
29	SSP	53	Mark PARRETT	3:45.804	7	3:42.235	7	3:42.235 119.891 14
30	SSP	51	Dave HEWSON	3:48.626	6	3:42.558	8	3:42.558 119.717 14
31	SSP	24	Shaun ANDERSON	3:46.815	5	3:42.751	6	3:42.751 119.613 11
32	SSP	17	Dennis BOOTH	3:45.262	5	3:43.076	5	3:43.076 119.439 10
33	SSP	71	Davy MORGAN	3:48.809	3	3:44.576	4	3:44.576 118.641 7
34	SSP	58	Paul CRANSTON	3:48.484	6	3:46.099	7	3:46.099 117.842 13
35	SSP	63	Glenn WALKER	3:47.985	5	3:47.222	5	3:47.222 117.260 10
36	SSP	72	Gareth KEYS	-----		3:49.838	5	3:49.838 115.925 5
37	SSP	14	Nuno CAETANO	-----		3:50.231	6	3:50.231 115.727 6
38	SSP	22	Stephen McILVENNA	3:53.856	4	3:51.134	5	3:51.134 115.275 9
39	SSP	38	Callum LAIDLAW	3:59.950	7	3:51.635	7	3:51.635 115.026 14
40	SSP	69	Dave WOOLAMS	3:53.474	5	3:52.237	6	3:52.237 114.727 11
41	SSP	35	James FORD	4:06.701	3	3:52.752	6	3:52.752 114.474 9
42	SSP	59	Wayne KENNEDY	4:11.605	1	3:52.885	6	3:52.885 114.408 7
43	SSP	40	Marc McCULLOUGH	3:57.645	6	3:53.339	5	3:53.339 114.186 11
44	SSP	84	Petr HOMOLA	4:05.626	4	3:53.414	5	3:53.414 114.149 9
45	SSP	82	Olin HANAK	3:56.897	4	3:54.943	4	3:54.943 113.406 8
46	SSP	88	Gary MILLER	3:59.080	7	3:55.165	4	3:55.165 113.299 11
47	SSP	103	Reuben McPHEE	4:00.869	5	4:00.069	7	4:00.069 110.985 12
48	SSP	85	Martin SUCHACEK	4:10.893	1	4:00.402	5	4:00.402 110.831 6
49	SSP	49	Matt COLE	4:12.674	0	4:00.407	6	4:00.407 110.829 6
50	SSP	77	Dave WALSH	4:07.058	3	4:01.390	4	4:01.390 110.377 7
51	SSP	43	Sandy BERWICK	4:14.476	0	4:01.408	6	4:01.408 110.369 6

Provisional result to be confirmed by the Stewards of the Meeting subject to completion of technical inspections & the time limit for protests

Page 1 / 2

Circuit	Dundrod	Signed	Organising Club	Dundrod & District MCC
Length(miles)	7.4011 Lap 1 (7.2763)			
Weather		Chief Timekeeper		
Track		Issued At:		



ULSTER GRAND PRIX BIKE WEEK

SUPERSPORT Combined Qualifying



Qualifying Classification


52	SSP	39	Paul LAWSON	4:12.147	1	4:01.540	7	4:01.540	110.309	8
53	SSP	44	Emmett BURKE	4:14.362	0	4:06.107	4	4:06.107	108.262	4
54	SSP	46	Andrew TAYLOR	4:11.178	3	4:06.623	4	4:06.623	108.035	7

Non Qualifiers

SSP	29	Tuukka KORHONEN	-----	4:21.033	0					0
-----	----	-----------------	-------	----------	---	--	--	--	--	---

Provisional result to be confirmed by the Stewards of the Meeting subject to completion of technical inspections & the time limit for protests

Page 2 / 2

Circuit	Dundrod	Signed	 Chief Timekeeper	Organising Club	Dundrod & District MCC
Length(miles)	7.4011 Lap 1 (7.2763)	Issued At:			
Weather					
Track					



MCUI Ulster
Centre Timing
powered by
e-Laps timing software

www.elaps-timing.com



McKINSTRY SKIP HIRE ULSTER GRAND PRIX

SUPERSPORT

Dundrod 7.401 Miles

Race 2 - Aer Lingus Supersport

11/08/2012 12:00

Race (6 Laps)

RACE 2 & 5 - SUPERSPORT Page 2 of 2

			46		44				22
			B		A				
39		43		77		49	D		21
D		C		B		A			
<hr/>									
									20
	C		B		A				
				85		61			19
	D		C	B		A			
		88		82		84			18
		C		B		A			
40		59		35		69			17
D		C		B		A			
		38		22		14			16
		C		B		A			
72		63		58		71	C		15
D		C		B		A			