



ULSTER GRAND PRIX BIKE WEEK
Wednesday 8th – Saturday 11th August 2012

promoted by
Dundrod & District Motorcycle Club
www.ulstergrandprix.net

**UGP SUPPORTERS CLUB / THE PEOPLES
SUPERBIKE**



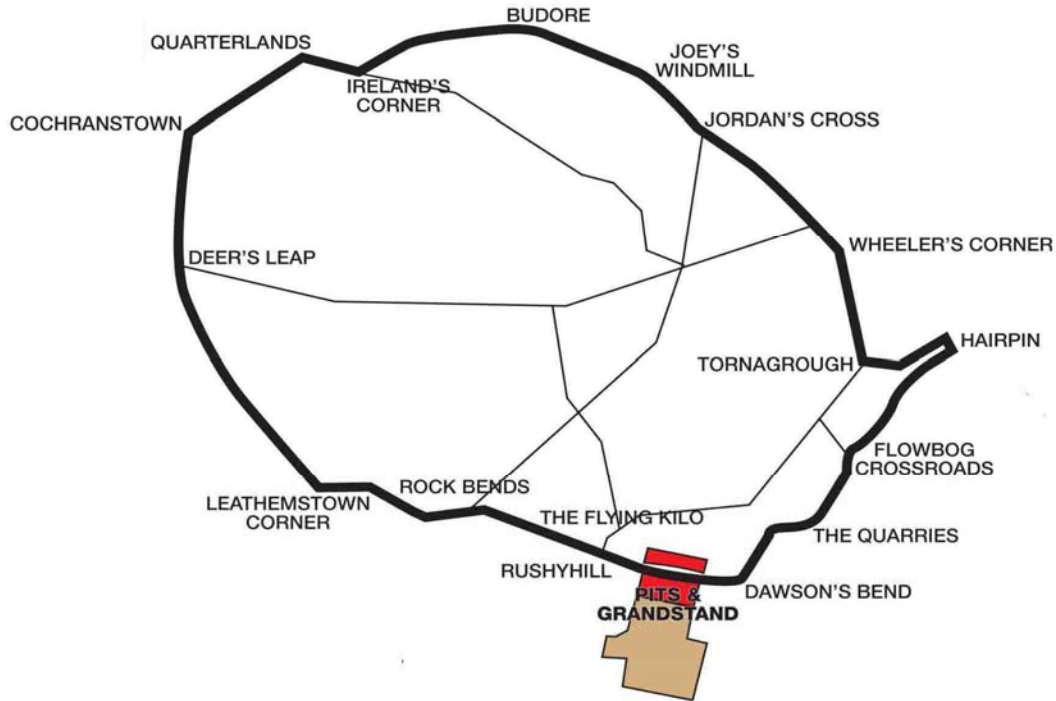
LISBURN
CITY COUNCIL



Supporters Club



Dundrod Circuit 7.401 miles



LAP RECORDS

Class	Name	Machine	m s	mph	Year
125cc	William Dunlop	Honda	3 55.017	113.370	2009
250cc	Darran Lindsay	Honda	3 38.634	121.866	2006
400cc	Jason Griffiths	Yamaha 400	3 58.43	111.748	2003
Moto 450	Paul Owen	Yamaha	4 36.889	96.226	2011
Supertwins	Ryan Farquhar	Kawasaki 650	3 48.345	116.683	2010
Supersport	Michael Dunlop	Yamaha	3 27.187	128.599	2010
Superstock	Ian Hutchinson	Honda	3 21.599	132.163	2010
Superbike	Bruce Anstey (NZ)	Suzuki	3 18.870	133.977	2010
Challenge 1000cc	Dave Johnson (AUS)	Yamaha	3 29.643	127.092	2010
National 750cc	Michal Dokoupil (CZE)	Kawasaki 600	3 39.625	121.316	2009

MOST WINS at the ULSTER GP

Joey Dunlop	24	1979 - 99
Ian Lougher	17	1998 - 11
Phillip McCallen	14	1991 - 96
Brian Reid	9	1983 - 92
Robert Dunlop	9	1990 - 03
Ryan Farquhar	8	2002 - 11

MOST WINS at the DUNDROD 150

Joey Dunlop	24	1976 - 94
Bob Jackson	11	1981 - 98
Ray McCullough	10	1965 - 82
Brian Reid	8	1984 - 93
Robert Dunlop	8	1984 - 07
Denis McCullough	7	1989 - 00

ALL TIME IRISH ROAD RACE WINNERS (after the Armoy Road Race 2012)

Most Wins at All Irish Road Race Meetings

1. Ryan Farquhar	197	1995-12
2. Joey Dunlop	156	1971-00
3. Robert Dunlop	135	1980-08
4. Ray McCullough	109	1960-82
Phillip McCallen	109	1987-99
6. Brian Reid	78	1980-94
7. William Dunlop	76	2005-12
8. Darran Lindsay	75	1999-06
9. James Courtney	66	1992-99
10. Adrian Archibald	64	1994-06

ULSTER GRAND PRIX BIKE WEEK

SUPERBIKE

UGP Second Qualifying

Thursday, 09 August 2012



Qualifying Time **3:59.222** Qualifying Speed **111.378**


Pos	Class	No	Name	Machine / Sponsor	Best Lap			Total Laps	Qualifying Laps
					Time	Behind	Speed		
1	SBK	7	Guy MARTIN	Suzuki - Tyco Suzuki by TAS Racing	3:22.299		131.706	10	9
2	SBK	9	Michael DUNLOP	Honda - Hunts/McAadoo Racing	3:22.495	0.196	131.578	9	11
3	SBK	6	William DUNLOP	Honda - Wilson Craig Racing	3:23.174	0.875	131.139	10	9
4	SBK	29	Gary JOHNSON	Honda - Padgett's MMCG Racing	3:23.451	1.152	130.960	5	6
5	SBK	10	Conor CUMMINS	Suzuki - Tyco Suzuki by TAS Racing	3:23.517	1.218	130.918	9	10
6	SBK	5	Bruce ANSTEY	Honda - Padgett's MMCG Racing	3:25.096	2.797	129.910	9	9
7	SBK	26	Stephen THOMPSON	BMW - Taylor Lindsey	3:27.515	5.216	128.395	2	8
8	SBK	13	Adrian ARCHIBALD	Kawasaki - AMA Racing	3:27.591	5.292	128.348	4	5
9	SBK	36	Michael PEARSON	Honda - MPRSC/Richard Rawson	3:27.854	5.555	128.186	2	5
10	SBK	77	Ryan FARQUHAR	Kawasaki - KMR Kawasaki	3:27.971	5.672	128.114	9	9
11	SBK	1	Ian LOUGHER	Kawasaki - ILR Kawasaki	3:28.034	5.735	128.075	8	10
12	SBK	57	Lee JOHNSTON	Ducati - Millsport Racing Ducati	3:29.730	7.431	127.039	8	8
13	SBK	11	Rob BARBER	BMW	3:29.961	7.662	126.900	3	5
14	SBK	15	Dean HARRISON	Kawasaki - Team RC express Racing	3:30.343	8.044	126.669	6	10
15	SBK	16	John BURROWS	Suzuki - Cookstown BE Racing	3:30.682	8.383	126.465	9	10
16	SBK	2	Dan KNEEN	Suzuki - Marks Bloom Racing	3:30.777	8.478	126.408	7	9
17	SBK	96	Ben WYLIE	BMW - Wylie Racing / Per Cup Coffee	3:30.900	8.601	126.335	3	10
18	SBK	66	Brian McCORMACK	Honda - CD Racing	3:31.056	8.757	126.241	6	9
19	SBK	20	Denver ROBB	Suzuki - D.R. Racing	3:32.464	10.165	125.405	8	9
20	SBK	18	Lee VERNON	BMW	3:32.971	10.672	125.106	8	9
21	SBK	30	Paul SHOESMITH	BMW - Ice Valley Motorsave BMW	3:33.101	10.802	125.030	5	10
22	SBK	54	Ivan SHANLEY	Suzuki - Raymond Electrical	3:33.645	11.346	124.711	8	9
23	SBK	61	John WALSH	Honda	3:34.288	11.989	124.337	7	9
24	SBK	52	Russ MOUNTFORD	Honda - SHR	3:34.322	12.023	124.317	2	4
25	SBK	60	Robert WILSON	Kawasaki - Taylor Lindsey	3:34.698	12.399	124.100	8	9
26	SBK	28	Jamie HAMILTON	Kawasaki - KMR Kawasaki	3:34.744	12.445	124.073	3	9
27	SBK	71	Davy MORGAN	Suzuki - Strangford Holiday Park	3:34.832	12.533	124.022	3	5
28	SBK	65	Michael SWEENEY	BMW - MJR Racing	3:34.894	12.595	123.987	4	8
29	SBK	56	Daniel COOPER	Honda - Centurion Racing	3:34.915	12.616	123.974	8	9
30	SBK	98	Paul OWEN	Honda - WeTrackBikes.co.uk	3:36.603	14.304	123.008	8	9
31	SBK	53	Mark PARRETT	BMW - C & C Ltd. Mark Parrett Racing	3:37.474	15.175	122.516	7	8
32	SBK	75	William DAVISON	Honda - Hill Contracts	3:37.484	15.185	122.510	3	4
33	SBK	21	Alan CONNOR	Suzuki - Connor Racing	3:37.841	15.542	122.309	8	8
34	SBK	24	Shaun ANDERSON	Suzuki - Team GAS Racing	3:37.967	15.668	122.239	4	7
35	SBK	31	John TATTERSALL	Suzuki - Ambience Tattoo Studio	3:38.082	15.783	122.174	5	7
36	SBK	87	Alan BONNER	Honda	3:38.117	15.818	122.154	8	9
37	SBK	32	Neil GREGORY	Honda - Trickbits/FBM/SNC Scaffolding	3:38.215	15.916	122.100	7	8
38	SBK	44	Fabrice MIGUET	Kawasaki	3:38.454	16.155	121.966	7	9
39	SBK	51	Dave HEWSON	Kawasaki - David Hewson Ltd	3:38.675	16.376	121.843	8	10
40	SBK	58	Paul CRANSTON	Honda - P & J Fuel Haulage	3:39.182	16.883	121.561	8	10
41	SBK	14	Nuno CAETANO	Kawasaki - KS Team of Portugal	3:42.741	20.442	119.619	3	5
42	SBK	27	Daniel JANSEN	BMW - New Zealand M/cycle Adventures	3:42.825	20.526	119.573	4	5
43	SBK	17	Dennis BOOTH	Suzuki	3:42.858	20.559	119.556	5	7
44	SBK	19	Kevin STROWGER	Suzuki	3:46.279	23.980	117.748	7	7
45	SBK	40	Marc McCULLOUGH	Yamaha - Kingswell Haulage	3:52.980	30.681	114.362	9	9
46	SBK	22	Paul DUCKETT	Honda	3:55.154	32.855	113.304	9	10

Non Qualifiers

SBK	46	Andrew TAYLOR	BMW	3:59.685	37.386	111.162	7	8	0
-----	----	---------------	-----	----------	--------	---------	---	---	----------

Provisional result to be confirmed by the Stewards of the Meeting subject to completion of technical inspections & the time limit for protests

Page 1 / 1

Circuit	Dundrod	Signed	Organising Club	Dundrod & District MCC
Length(miles)	7.4011 Lap 1 (7.2763)		Qualifying Started	11:29
Weather	Sunny, 24°C, 53%RH	Chief Timekeeper		
Track	Dry	Issued At: 12:31		

ULSTER GRAND PRIX BIKE WEEK

SUPERBIKE

UGP Second Qualifying

Thursday, 09 August 2012

DETAILED RESULT

Topaz/Airport Road Service Station Superk



Qualifying Classification

Position

1 7 Guy MARTIN

SBK Behind
Best Time **3:22.299** Best Speed **131.706** On **10** Gp **a**

Lap	Elapsed Time	Lap Time	Lap Speed
1	3:35.505	3:35.505	121.550
2	7:02.010	3:26.505	129.023
3	10:25.213	3:23.203	131.120
4	13:49.383	3:24.170	130.499
5	17:13.126	3:23.743	130.772
6	20:37.181	3:24.055	130.572
7	24:14.290	3:37.109	122.722
8	34:31.621	10:17.331	43.160
9	37:55.566	3:23.945	130.643
10	41:17.865	3:22.299	131.706

2 9 Michael DUNLOP

SBK Behind **0.196**
Best Time **3:22.495** Best Speed **131.578** On **9** Gp **a**

Lap	Elapsed Time	Lap Time	Lap Speed
1	5:49.513	5:49.513	74.946
2	9:16.990	3:27.477	128.419
3	12:55.341	3:38.351	122.024
4	18:55.355	6:00.014	74.008
5	22:19.021	3:23.666	130.822
6	26:11.281	3:52.260	114.716
7	29:35.095	3:23.814	130.727
8	32:59.975	3:24.880	130.047
9	36:22.470	3:22.495	131.578
10	39:50.050	3:27.580	128.355
11	43:14.091	3:24.041	130.581

3 6 William DUNLOP

SBK Behind **0.875**
Best Time **3:23.174** Best Speed **131.139** On **10** Gp **a**

Lap	Elapsed Time	Lap Time	Lap Speed
1	3:48.657	3:48.657	114.559
2	7:15.429	3:26.772	128.857
3	10:58.424	3:42.995	119.482
4	20:28.911	9:30.487	46.704
5	24:07.341	3:38.430	121.979
6	27:31.924	3:24.583	130.235
7	31:11.488	3:39.564	121.349
8	34:36.035	3:24.547	130.258
9	38:00.893	3:24.858	130.061
10	41:24.067	3:23.174	131.139

Topaz/Airport Road Service Station Superk

Qualifying Classification

Position

4 29 Gary JOHNSON

SBK Behind **1.152**
Best Time **3:23.451** Best Speed **130.960** On **5** Gp **a**

Lap	Elapsed Time	Lap Time	Lap Speed
1	4:59.878	4:59.878	87.351
2	9:56.292	4:56.414	89.888
3	13:48.099	3:51.807	114.940
4	17:13.883	3:25.784	129.475
5	20:37.334	3:23.451	130.960
6	24:06.576	3:29.242	127.336

5 10 Conor CUMMINS

SBK Behind **1.218**
Best Time **3:23.517** Best Speed **130.918** On **9** Gp **a**

Lap	Elapsed Time	Lap Time	Lap Speed
1	3:45.900	3:45.900	115.957
2	7:17.504	3:31.604	125.914
3	17:58.455	10:40.951	41.569
4	21:23.107	3:24.652	130.192
5	24:47.218	3:24.111	130.537
6	28:17.593	3:30.375	126.650
7	31:46.883	3:29.290	127.306
8	35:10.554	3:23.671	130.819
9	38:34.071	3:23.517	130.918
10	42:02.690	3:28.619	127.716

6 5 Bruce ANSTEY

SBK Behind **2.797**
Best Time **3:25.096** Best Speed **129.910** On **9** Gp **a**

Lap	Elapsed Time	Lap Time	Lap Speed
1	4:38.098	4:38.098	94.192
2	8:08.873	3:30.775	126.409
3	11:36.971	3:28.098	128.036
4	15:03.133	3:26.162	129.238
5	18:37.701	3:34.568	124.175
6	25:27.309	6:49.608	65.047
7	29:01.873	3:34.564	124.177
8	38:31.605	9:29.732	46.766
9	41:56.701	3:25.096	129.910

ULSTER GRAND PRIX BIKE WEEK

SUPERBIKE

UGP Second Qualifying

Thursday, 09 August 2012

DETAILED RESULT

Topaz/Airport Road Service Station Superk



Qualifying Classification

Position

7 26 Stephen THOMPSON

SBK Behind 5.216

Best Time 3:27.515 Best Speed 128.395 On 2 Gp a

Lap	Elapsed Time	Lap Time	Lap Speed
1	3:55.631	3:55.631	111.168
2	7:23.146	3:27.515	128.395
3	10:56.778	3:33.632	124.719
4	14:25.712	3:28.934	127.523
5	18:13.405	3:47.693	117.017
6	25:27.969	7:14.564	61.312
7	28:56.238	3:28.269	127.931
8	32:44.327	3:48.089	116.814

8 13 Adrian ARCHIBALD

SBK Behind 5.292

Best Time 3:27.591 Best Speed 128.348 On 4 Gp a

Lap	Elapsed Time	Lap Time	Lap Speed
1	3:53.587	3:53.587	112.141
2	7:22.292	3:28.705	127.663
3	10:51.680	3:29.388	127.247
4	14:19.271	3:27.591	128.348
5	18:09.627	3:50.356	115.664

9 36 Michael PEARSON

SBK Behind 5.555

Best Time 3:27.854 Best Speed 128.186 On 2 Gp a

Lap	Elapsed Time	Lap Time	Lap Speed
1	3:49.123	3:49.123	114.326
2	7:16.977	3:27.854	128.186
3	10:48.178	3:31.201	126.155
4	14:18.277	3:30.099	126.816
5	17:54.052	3:35.775	123.480

10 77 Ryan FARQUHAR

SBK Behind 5.672

Best Time 3:27.971 Best Speed 128.114 On 9 Gp a

Lap	Elapsed Time	Lap Time	Lap Speed
1	4:35.953	4:35.953	94.924
2	9:31.625	4:55.672	90.113
3	13:02.502	3:30.877	126.348
4	16:35.188	3:32.686	125.274
5	25:29.270	8:54.082	49.887
6	29:03.009	3:33.739	124.657
7	34:05.783	5:02.774	87.999
8	37:34.300	3:28.517	127.778
9	41:02.271	3:27.971	128.114

Topaz/Airport Road Service Station Superk

Qualifying Classification

Position

11 1 Ian LOUGHER

SBK Behind 5.735

Best Time 3:28.034 Best Speed 128.075 On 8 Gp a

Lap	Elapsed Time	Lap Time	Lap Speed
1	3:47.611	3:47.611	115.085
2	7:16.120	3:28.509	127.783
3	11:59.529	4:43.409	94.012
4	15:57.977	3:58.448	111.739
5	19:27.341	3:29.364	127.261
6	23:08.882	3:41.541	120.266
7	31:25.251	8:16.369	53.678
8	34:53.285	3:28.034	128.075
9	38:53.189	3:59.904	111.061
10	42:21.567	3:28.378	127.864

12 57 Lee JOHNSTON

SBK Behind 7.431

Best Time 3:29.730 Best Speed 127.039 On 8 Gp a

Lap	Elapsed Time	Lap Time	Lap Speed
1	6:59.338	6:59.338	62.467
2	10:31.747	3:32.409	125.437
3	14:03.634	3:31.887	125.746
4	17:34.156	3:30.522	126.561
5	21:04.279	3:30.123	126.802
6	24:42.097	3:37.818	122.322
7	37:34.197	12:52.100	34.508
8	41:03.927	3:29.730	127.039

13 11 Rob BARBER

SBK Behind 7.662

Best Time 3:29.961 Best Speed 126.900 On 3 Gp a

Lap	Elapsed Time	Lap Time	Lap Speed
1	7:49.389	7:49.389	55.806
2	11:19.668	3:30.279	126.708
3	14:49.629	3:29.961	126.900
4	18:23.271	3:33.642	124.713
5	22:04.986	3:41.715	120.172

ULSTER GRAND PRIX BIKE WEEK

SUPERBIKE

UGP Second Qualifying

Thursday, 09 August 2012

DETAILED RESULT

Topaz/Airport Road Service Station Superk



Qualifying Classification

Position

14 15 Dean HARRISON

SBK Behind 8.044

Best Time 3:30.343 Best Speed 126.669 On 6 Gp a

Lap	Elapsed Time	Lap Time	Lap Speed
1	4:39.694	4:39.694	93.655
2	8:13.468	3:33.774	124.636
3	11:46.576	3:33.108	125.026
4	15:17.300	3:30.724	126.440
5	18:48.157	3:30.857	126.360
6	22:18.500	3:30.343	126.669
7	25:53.072	3:34.572	124.173
8	33:47.775	7:54.703	56.128
9	37:19.729	3:31.954	125.706
10	40:50.074	3:30.345	126.668

15 16 John BURROWS

SBK Behind 8.383

Best Time 3:30.682 Best Speed 126.465 On 9 Gp a

Lap	Elapsed Time	Lap Time	Lap Speed
1	3:51.631	3:51.631	113.088
2	7:24.642	3:33.011	125.083
3	11:02.877	3:38.235	122.088
4	18:46.734	7:43.857	57.440
5	22:20.050	3:33.316	124.904
6	25:51.483	3:31.433	126.016
7	29:26.341	3:34.858	124.007
8	32:59.906	3:33.565	124.758
9	36:30.588	3:30.682	126.465
10	40:27.458	3:56.870	112.483

16 2 Dan KNEEN

SBK Behind 8.478

Best Time 3:30.777 Best Speed 126.408 On 7 Gp a

Lap	Elapsed Time	Lap Time	Lap Speed
1	5:15.069	5:15.069	83.140
2	8:47.565	3:32.496	125.386
3	12:22.278	3:34.713	124.091
4	16:00.528	3:38.250	122.080
5	28:57.608	12:57.080	34.287
6	33:11.202	4:13.594	105.065
7	36:41.979	3:30.777	126.408
8	40:13.682	3:31.703	125.855
9	43:49.275	3:35.593	123.585

Topaz/Airport Road Service Station Superk

Qualifying Classification

Position

17 96 Ben WYLIE

SBK Behind 8.601

Best Time 3:30.900 Best Speed 126.335 On 3 Gp a

Lap	Elapsed Time	Lap Time	Lap Speed
1	4:55.985	4:55.985	88.500
2	8:33.719	3:37.734	122.369
3	12:04.619	3:30.900	126.335
4	15:40.951	3:36.332	123.162
5	23:02.820	7:21.869	60.298
6	26:34.535	3:31.715	125.848
7	30:05.470	3:30.935	126.314
8	33:40.705	3:35.235	123.790
9	37:12.761	3:32.056	125.646
10	40:45.167	3:32.406	125.439

18 66 Brian McCORMACK

SBK Behind 8.757

Best Time 3:31.056 Best Speed 126.241 On 6 Gp a

Lap	Elapsed Time	Lap Time	Lap Speed
1	3:58.534	3:58.534	109.815
2	7:31.034	3:32.500	125.383
3	11:10.039	3:39.005	121.659
4	18:47.626	7:37.587	58.227
5	24:49.783	6:02.157	73.570
6	28:20.839	3:31.056	126.241
7	31:52.576	3:31.737	125.835
8	35:23.712	3:31.136	126.193
9	39:23.086	3:59.374	111.307

19 20 Denver ROBB

SBK Behind 10.165

Best Time 3:32.464 Best Speed 125.405 On 8 Gp a

Lap	Elapsed Time	Lap Time	Lap Speed
1	3:58.145	3:58.145	109.995
2	8:04.601	4:06.456	108.108
3	14:57.983	6:53.382	64.454
4	18:30.991	3:33.008	125.084
5	22:04.028	3:33.037	125.067
6	25:45.863	3:41.835	120.107
7	35:56.101	10:10.238	43.662
8	39:28.565	3:32.464	125.405
9	43:01.156	3:32.591	125.330

ULSTER GRAND PRIX BIKE WEEK

SUPERBIKE

UGP Second Qualifying

Thursday, 09 August 2012

DETAILED RESULT

Topaz/Airport Road Service Station Superk



Qualifying Classification

Position

20 18 Lee VERNON

SBK Behind 10.672

Best Time 3:32.971 Best Speed 125.106 On 8 Gp a

Lap	Elapsed Time	Lap Time	Lap Speed
1	5:08.057	5:08.057	85.032
2	8:48.636	3:40.579	120.791
3	12:24.228	3:35.592	123.585
4	16:09.837	3:45.609	118.098
5	23:19.591	7:09.754	61.998
6	26:55.397	3:35.806	123.463
7	30:29.123	3:33.726	124.664
8	34:02.094	3:32.971	125.106
9	37:46.768	3:44.674	118.589

21 30 Paul SHOESMITH

SBK Behind 10.802

Best Time 3:33.101 Best Speed 125.030 On 5 Gp a

Lap	Elapsed Time	Lap Time	Lap Speed
1	4:35.580	4:35.580	95.053
2	8:15.775	3:40.195	121.002
3	11:51.375	3:35.600	123.581
4	15:26.317	3:34.942	123.959
5	18:59.418	3:33.101	125.030
6	22:42.556	3:43.138	119.406
7	30:15.351	7:32.795	58.843
8	33:51.484	3:36.133	123.276
9	37:25.775	3:34.291	124.335
10	41:01.189	3:35.414	123.687

22 54 Ivan SHANLEY

SBK Behind 11.346

Best Time 3:33.645 Best Speed 124.711 On 8 Gp a

Lap	Elapsed Time	Lap Time	Lap Speed
1	4:33.295	4:33.295	95.848
2	8:12.783	3:39.488	121.391
3	11:52.652	3:39.869	121.181
4	15:35.545	3:42.893	119.537
5	28:19.663	12:44.118	34.869
6	31:53.513	3:33.850	124.592
7	35:27.438	3:33.925	124.548
8	39:01.083	3:33.645	124.711
9	43:05.511	4:04.428	109.005

Topaz/Airport Road Service Station Superk

Qualifying Classification

Position

23 61 John WALSH

SBK Behind 11.989

Best Time 3:34.288 Best Speed 124.337 On 7 Gp a

Lap	Elapsed Time	Lap Time	Lap Speed
1	4:36.186	4:36.186	94.844
2	8:13.344	3:37.158	122.694
3	11:51.079	3:37.735	122.369
4	15:32.030	3:40.951	120.588
5	21:55.286	6:23.256	69.520
6	25:31.483	3:36.197	123.239
7	29:05.771	3:34.288	124.337
8	32:44.942	3:39.171	121.567
9	39:58.164	7:13.222	61.502

24 52 Russ MOUNTFORD

SBK Behind 12.023

Best Time 3:34.322 Best Speed 124.317 On 2 Gp a

Lap	Elapsed Time	Lap Time	Lap Speed
1	6:01.729	6:01.729	72.415
2	9:36.051	3:34.322	124.317
3	13:11.873	3:35.822	123.453
4	16:48.093	3:36.220	123.226

25 60 Robert WILSON

SBK Behind 12.399

Best Time 3:34.698 Best Speed 124.100 On 8 Gp a

Lap	Elapsed Time	Lap Time	Lap Speed
1	5:25.190	5:25.190	80.552
2	9:07.252	3:42.062	119.984
3	12:45.451	3:38.199	122.109
4	16:22.118	3:36.667	122.972
5	19:58.726	3:36.608	123.005
6	23:35.261	3:36.535	123.047
7	27:10.948	3:35.687	123.531
8	30:45.646	3:34.698	124.100
9	34:27.551	3:41.905	120.069

ULSTER GRAND PRIX BIKE WEEK

SUPERBIKE

UGP Second Qualifying

Thursday, 09 August 2012

DETAILED RESULT

Topaz/Airport Road Service Station Superk



Qualifying Classification

Position

26 28 Jamie HAMILTON

SBK Behind 12.445

Best Time 3:34.744 Best Speed 124.073 On 3 Gp a

Lap	Elapsed Time	Lap Time	Lap Speed
1	5:00.915	5:00.915	87.050
2	8:39.744	3:38.829	121.757
3	12:14.488	3:34.744	124.073
4	15:49.491	3:35.003	123.924
5	19:26.964	3:37.473	122.516
6	26:36.324	7:09.360	62.055
7	30:11.157	3:34.833	124.022
8	37:13.876	7:02.719	63.030
9	40:49.589	3:35.713	123.516

27 71 Davy MORGAN

SBK Behind 12.533

Best Time 3:34.832 Best Speed 124.022 On 3 Gp a

Lap	Elapsed Time	Lap Time	Lap Speed
1	5:54.149	5:54.149	73.965
2	9:32.734	3:38.585	121.893
3	13:07.566	3:34.832	124.022
4	16:42.896	3:35.330	123.735
5	20:35.854	3:52.958	114.372

28 65 Michael SWEENEY

SBK Behind 12.595

Best Time 3:34.894 Best Speed 123.987 On 4 Gp a

Lap	Elapsed Time	Lap Time	Lap Speed
1	4:02.243	4:02.243	108.134
2	7:39.664	3:37.421	122.545
3	11:15.309	3:35.645	123.555
4	14:50.203	3:34.894	123.987
5	18:34.954	3:44.751	118.549
6	28:52.365	10:17.411	43.154
7	37:13.803	8:21.438	53.135
8	41:04.938	3:51.135	115.274

Topaz/Airport Road Service Station Superk

Qualifying Classification

Position

29 56 Daniel COOPER

SBK Behind 12.616

Best Time 3:34.915 Best Speed 123.974 On 8 Gp a

Lap	Elapsed Time	Lap Time	Lap Speed
1	3:57.300	3:57.300	110.386
2	7:34.367	3:37.067	122.745
3	11:10.412	3:36.045	123.326
4	14:46.398	3:35.986	123.360
5	18:22.226	3:35.828	123.450
6	22:00.153	3:37.927	122.261
7	30:15.696	8:15.543	53.767
8	33:50.611	3:34.915	123.974
9	37:27.200	3:36.589	123.016

30 98 Paul OWEN

SBK Behind 14.304

Best Time 3:36.603 Best Speed 123.008 On 8 Gp a

Lap	Elapsed Time	Lap Time	Lap Speed
1	5:28.895	5:28.895	79.645
2	9:09.070	3:40.175	121.013
3	12:49.972	3:40.902	120.614
4	18:03.596	5:13.624	84.955
5	21:43.380	3:39.784	121.228
6	25:21.262	3:37.882	122.286
7	28:58.305	3:37.043	122.759
8	32:34.908	3:36.603	123.008
9	36:16.293	3:41.385	120.351

31 53 Mark PARRETT

SBK Behind 15.175

Best Time 3:37.474 Best Speed 122.516 On 7 Gp a

Lap	Elapsed Time	Lap Time	Lap Speed
1	5:53.887	5:53.887	74.020
2	9:35.788	3:41.901	120.071
3	13:14.317	3:38.529	121.924
4	16:52.404	3:38.087	122.171
5	20:34.011	3:41.607	120.231
6	24:15.263	3:41.252	120.424
7	27:52.737	3:37.474	122.516
8	31:37.059	3:44.322	118.776

32 75 William DAVISON

SBK Behind 15.185

Best Time 3:37.484 Best Speed 122.510 On 3 Gp a

Lap	Elapsed Time	Lap Time	Lap Speed
1	4:44.900	4:44.900	91.943
2	8:25.079	3:40.179	121.010
3	12:02.563	3:37.484	122.510
4	15:51.293	3:48.730	116.487

ULSTER GRAND PRIX BIKE WEEK

SUPERBIKE

UGP Second Qualifying

Thursday, 09 August 2012

DETAILED RESULT

Topaz/Airport Road Service Station Superk



Qualifying Classification

Position

33 21 Alan CONNOR

SBK Behind 15.542

Best Time 3:37.841 Best Speed 122.309 On 8 Gp a

Lap	Elapsed Time	Lap Time	Lap Speed
1	8:43.477	8:43.477	50.040
2	12:23.365	3:39.888	121.171
3	16:02.599	3:39.234	121.532
4	19:41.450	3:38.851	121.745
5	23:21.253	3:39.803	121.217
6	27:05.993	3:44.740	118.555
7	37:42.079	10:36.086	41.887
8	41:19.920	3:37.841	122.309

34 24 Shaun ANDERSON

SBK Behind 15.668

Best Time 3:37.967 Best Speed 122.239 On 4 Gp a

Lap	Elapsed Time	Lap Time	Lap Speed
1	11:37.463	11:37.463	37.557
2	15:51.361	4:13.898	104.940
3	19:31.841	3:40.480	120.845
4	23:09.808	3:37.967	122.239
5	33:45.558	10:35.750	41.909
6	37:23.654	3:38.096	122.166
7	41:15.746	3:52.092	114.799

35 31 John TATTERSALL

SBK Behind 15.783

Best Time 3:38.082 Best Speed 122.174 On 5 Gp a

Lap	Elapsed Time	Lap Time	Lap Speed
1	4:52.804	4:52.804	89.461
2	8:37.852	3:45.048	118.392
3	12:22.841	3:44.989	118.423
4	21:26.021	9:03.180	49.052
5	25:04.103	3:38.082	122.174
6	28:53.546	3:49.443	116.125
7	40:17.120	11:23.574	38.977

Topaz/Airport Road Service Station Superk

Qualifying Classification

Position

36 87 Alan BONNER

SBK Behind 15.818

Best Time 3:38.117 Best Speed 122.154 On 8 Gp a

Lap	Elapsed Time	Lap Time	Lap Speed
1	4:52.566	4:52.566	89.534
2	8:38.967	3:46.401	117.685
3	12:23.117	3:44.150	118.867
4	16:03.938	3:40.821	120.659
5	19:42.295	3:38.357	122.020
6	23:37.885	3:55.590	113.095
7	33:46.369	10:08.484	43.787
8	37:24.486	3:38.117	122.154
9	41:04.604	3:40.118	121.044

37 32 Neil GREGORY

SBK Behind 15.916

Best Time 3:38.215 Best Speed 122.100 On 7 Gp a

Lap	Elapsed Time	Lap Time	Lap Speed
1	5:22.904	5:22.904	81.122
2	9:08.774	3:45.870	117.961
3	12:47.189	3:38.415	121.988
4	16:25.793	3:38.604	121.882
5	20:06.985	3:41.192	120.456
6	23:47.916	3:40.931	120.599
7	27:26.131	3:38.215	122.100
8	31:16.392	3:50.261	115.712

38 44 Fabrice MIGUET

SBK Behind 16.155

Best Time 3:38.454 Best Speed 121.966 On 7 Gp a

Lap	Elapsed Time	Lap Time	Lap Speed
1	5:58.821	5:58.821	73.002
2	9:40.944	3:42.123	119.951
3	13:27.078	3:46.134	117.824
4	22:07.719	8:40.641	51.175
5	25:48.485	3:40.766	120.689
6	29:29.685	3:41.200	120.452
7	33:08.139	3:38.454	121.966
8	36:48.325	3:40.186	121.007
9	40:35.764	3:47.439	117.148

ULSTER GRAND PRIX BIKE WEEK

SUPERBIKE

UGP Second Qualifying

Thursday, 09 August 2012

DETAILED RESULT

Topaz/Airport Road Service Station Superk



Qualifying Classification

Position

39 51 Dave HEWSON

SBK Behind 16.376

Best Time 3:38.675 Best Speed 121.843 On 8 Gp a

Lap	Elapsed Time	Lap Time	Lap Speed
1	4:42.585	4:42.585	92.697
2	8:26.682	3:44.097	118.895
3	12:07.566	3:40.884	120.624
4	15:47.513	3:39.947	121.138
5	19:33.709	3:46.196	117.791
6	28:59.698	9:25.989	47.075
7	32:40.236	3:40.538	120.813
8	36:18.911	3:38.675	121.843
9	39:58.418	3:39.507	121.381
10	43:37.282	3:38.864	121.738

40 58 Paul CRANSTON

SBK Behind 16.883

Best Time 3:39.182 Best Speed 121.561 On 8 Gp a

Lap	Elapsed Time	Lap Time	Lap Speed
1	7:12.789	7:12.789	60.525
2	10:58.044	3:45.255	118.284
3	14:40.219	3:42.175	119.923
4	18:23.305	3:43.086	119.434
5	22:06.504	3:43.199	119.373
6	25:48.267	3:41.763	120.146
7	29:28.278	3:40.011	121.103
8	33:07.460	3:39.182	121.561
9	36:52.437	3:44.977	118.430
10	44:23.671	7:31.234	59.047

41 14 Nuno CAETANO

SBK Behind 20.442

Best Time 3:42.741 Best Speed 119.619 On 3 Gp a

Lap	Elapsed Time	Lap Time	Lap Speed
1	7:14.139	7:14.139	60.337
2	10:59.301	3:45.162	118.332
3	14:42.042	3:42.741	119.619
4	18:26.108	3:44.066	118.911
5	22:10.028	3:43.920	118.989

42 27 Daniel JANSEN

SBK Behind 20.526

Best Time 3:42.825 Best Speed 119.573 On 4 Gp a

Lap	Elapsed Time	Lap Time	Lap Speed
1	5:29.581	5:29.581	79.479
2	9:15.706	3:46.125	117.828
3	12:59.879	3:44.173	118.854
4	16:42.704	3:42.825	119.573
5	20:35.110	3:52.406	114.644

Topaz/Airport Road Service Station Superk

Qualifying Classification

Position

43 17 Dennis BOOTH

SBK Behind 20.559

Best Time 3:42.858 Best Speed 119.556 On 5 Gp a

Lap	Elapsed Time	Lap Time	Lap Speed
1	7:12.480	7:12.480	60.569
2	10:57.622	3:45.142	118.343
3	14:42.743	3:45.121	118.354
4	23:18.213	8:35.470	51.689
5	27:01.071	3:42.858	119.556
6	30:48.312	3:47.241	117.250
7	39:45.979	8:57.667	49.555

44 19 Kevin STROWGER

SBK Behind 23.980

Best Time 3:46.279 Best Speed 117.748 On 7 Gp a

Lap	Elapsed Time	Lap Time	Lap Speed
1	15:12.523	15:12.523	28.706
2	19:01.083	3:48.560	116.573
3	23:47.375	4:46.292	93.066
4	27:43.724	3:56.349	112.731
5	35:56.847	8:13.123	54.031
6	39:44.411	3:47.564	117.083
7	43:30.690	3:46.279	117.748

45 40 Marc McCULLOUGH

SBK Behind 30.681

Best Time 3:52.980 Best Speed 114.362 On 9 Gp a

Lap	Elapsed Time	Lap Time	Lap Speed
1	5:28.718	5:28.718	79.687
2	10:01.083	4:32.365	97.824
3	13:55.431	3:54.348	113.694
4	17:49.492	3:54.061	113.833
5	21:42.948	3:53.456	114.128
6	25:36.875	3:53.927	113.899
7	34:26.431	8:49.556	50.314
8	38:20.316	3:53.885	113.919
9	42:13.296	3:52.980	114.362

ULSTER GRAND PRIX BIKE WEEK

SUPERBIKE

UGP Second Qualifying

Thursday, 09 August 2012

DETAILED RESULT

Topaz/Airport Road Service Station Superk



Qualifying Classification

Position

46 22 Paul DUCKETT

SBK Behind 32.855

Best Time 3:55.154 Best Speed 113.304 On 9 Gp a

Lap	Elapsed Time	Lap Time	Lap Speed
1	8:25.431	8:25.431	51.826
2	12:22.750	3:57.319	112.271
3	16:20.235	3:57.485	112.192
4	20:19.863	3:59.628	111.189
5	24:17.544	3:57.681	112.100
6	28:12.890	3:55.346	113.212
7	32:09.024	3:56.134	112.834
8	36:04.924	3:55.900	112.946
9	40:00.078	3:55.154	113.304
10	43:56.082	3:56.004	112.896

Non Qualifiers

Position

46 Andrew TAYLOR

SBK Behind 37.386

Best Time 3:59.685 Best Speed 111.162 On 7 Gp a

Lap	Elapsed Time	Lap Time	Lap Speed
1	5:18.808	5:18.808	82.164
2	9:22.645	4:03.837	109.270
3	13:29.467	4:06.822	107.948
4	21:43.525	8:14.058	53.929
5	25:48.142	4:04.617	108.921
6	29:49.737	4:01.595	110.284
7	33:49.422	3:59.685	111.162
8	37:50.801	4:01.379	110.382

Speed TrapU.G.P. Superbike 2nd Practice

No.	Name	Lap 1	Lap 2	Lap 3	Lap 4	Lap 5	Lap 6	Lap 7	Lap 8	Lap 9	Lap 10
1	Ian LOUGHER	194		184	185	184				184	184
2	Dan KNEEN	182	184	184	183				184	183	
5	Bruce ANSTEY	188	187		188		189				189
6	William DUNLOP		184			193	192	190	192	194	194
7	Guy MARTIN	186	187		185					187	
9	Michael DUNLOP	185	189				186	190	186	190	190
10	Conor CUMMINS	186						189	188	188	189
11	Rob BARBER	173	188		187						
12	Robert McCURUM		181								
13	Adrian ARCHIBALD		186								
14	Nuno CAETANO		188		180						
15	Dean HARRISON				187	183				186	
16	John BURROWS	180	183				181				
17	Dennis BOOTH					172	183	176			
18	Lee VERNON						188				
19	Kevin STROWGER				179						170
20	Denver ROBB				180	181					180
21	Alan CONNOR		181		178		178			176	
22	Paul DUCKETT			183		165	174				174
24	Shaun ANDERSON			175	177						
26	Stephen THOMPSON	182									
28	Jamie HAMILTON	183	183		181					188	
29	Gary JOHNSON		183	182							
30	Paul SHOESMITH		187		187					185	
31	John TATTERSALL					176					
32	Neil GREGORY	176		177	178		178	189			
36	Michael PEARSON		178	179							
40	Marc McCULLOUGH		166								165
44	Fabrice MIGUET						179			178	
51	Dave HEWSON	176	177	177	161	184	180				
52	Russ MOUNTFORD	181		182							
53	Mark PARRETT	179		183		180	188				
54	Ivan SHANLEY			179					177	182	
56	Daniel COOPER	179	182	180	181						
57	Lee JOHNSTON	182	189	187		186			188		
58	Paul CRANSTON			175							
60	Robert WILSON				182	182	182	181	181		
61	John WALSH	181			165		173				
65	Michael SWEENEY	187		184							
66	Brian McCORMACK		186			167	186	178			
71	Davy MORGAN				180						
75	William DAVISON			188							
77	Ryan FARQUHAR	174	187	190			188			191	
87	Alan BONNER	169						160	190		
98	Paul OWEN		179		180				179		

McKINSTRY SKIP HIRE ULSTER GRAND PRIX

SUPERBIKE

Dundrod 7.401 Miles

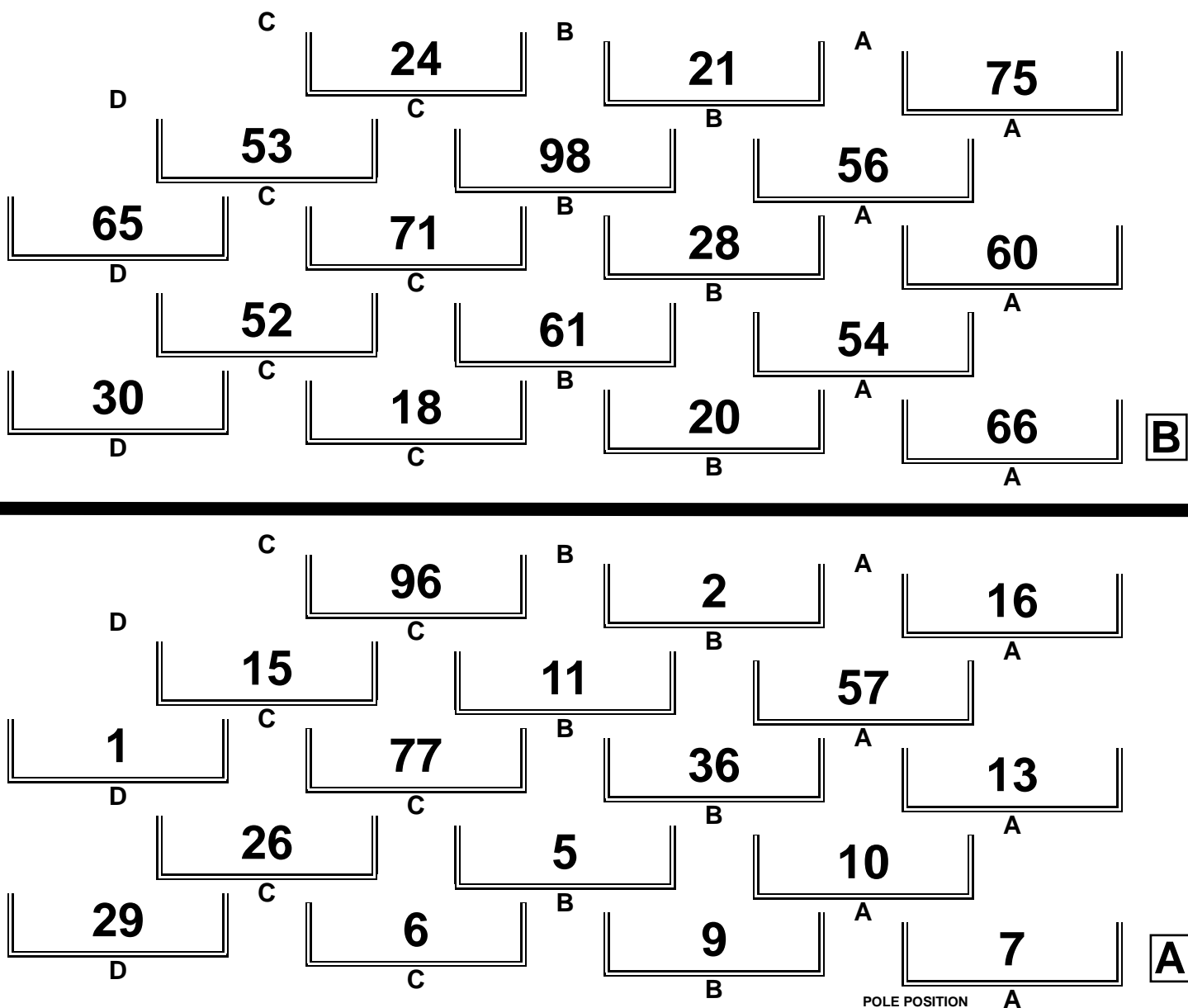
Race 4 - McKinstry Skip Hire UGP Superbike

11/08/2012 14:00

Race (7 Laps)

RACES 4 & 6 - SUPERBIKE Page 1 of 2

14
13
12
11
10
9
8
7
6
5
4
3
2
1



Promoted by Dundrod and District Motorcycle Club

Orbits

Provisional result to be confirmed by the Stewards of the Meeting subject to the completion of technical inspections and the time limit for protests.

MCUI (Ulster Centre) Timing @ www.elaps-timing.com

www.amb-it.com
www.mylaps.com
Licensed to: MCUI

McKINSTRY SKIP HIRE ULSTER GRAND PRIX

SUPERBIKE

Dundrod 7.401 Miles

Race 4 - McKinstry Skip Hire UGP Superbike

11/08/2012 14:00

Race (7 Laps)

RACES 4 & 6 - SUPERBIKE Page 2 of 2

40	19	17	22	18
D	C	B	A	
	14	58	27	17
	C	B	A	
44	32	87	51	16
D	C	B	A	
			31	15
			A	C

