



ULSTER GRAND PRIX BIKE WEEK
Wednesday 8th – Saturday 11th August 2012

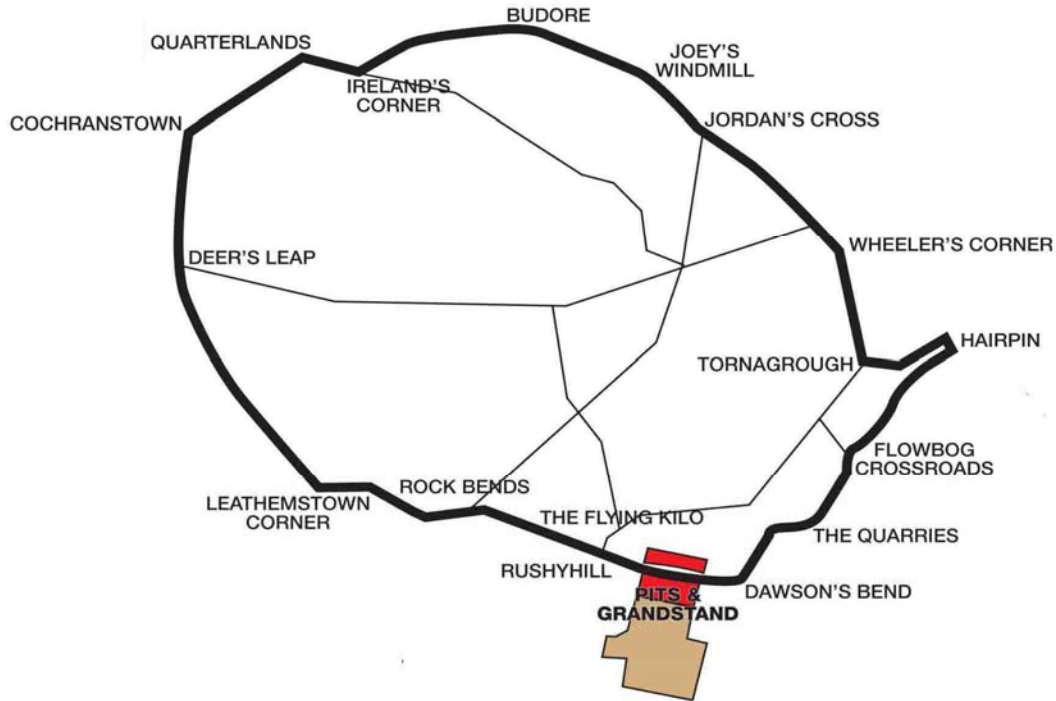
promoted by
Dundrod & District Motorcycle Club
www.ulstergrandprix.net

Around A Pound

**AROUND-A-POUND
SUPERSPORT**



Dundrod Circuit 7.401 miles



LAP RECORDS

Class	Name	Machine	m s	mph	Year
125cc	William Dunlop	Honda	3 55.017	113.370	2009
250cc	Darran Lindsay	Honda	3 38.634	121.866	2006
400cc	Jason Griffiths	Yamaha 400	3 58.43	111.748	2003
Moto 450	Paul Owen	Yamaha	4 36.889	96.226	2011
Supertwins	Ryan Farquhar	Kawasaki 650	3 48.345	116.683	2010
Supersport	Michael Dunlop	Yamaha	3 27.187	128.599	2010
Superstock	Ian Hutchinson	Honda	3 21.599	132.163	2010
Superbike	Bruce Anstey (NZ)	Suzuki	3 18.870	133.977	2010
Challenge 1000cc	Dave Johnson (AUS)	Yamaha	3 29.643	127.092	2010
National 750cc	Michal Dokoupil (CZE)	Kawasaki 600	3 39.625	121.316	2009

MOST WINS at the ULSTER GP

Joey Dunlop	24	1979 - 99
Ian Lougher	17	1998 - 11
Phillip McCallen	14	1991 - 96
Brian Reid	9	1983 - 92
Robert Dunlop	9	1990 - 03
Ryan Farquhar	8	2002 - 11

MOST WINS at the DUNDROD 150

Joey Dunlop	24	1976 - 94
Bob Jackson	11	1981 - 98
Ray McCullough	10	1965 - 82
Brian Reid	8	1984 - 93
Robert Dunlop	8	1984 - 07
Denis McCullough	7	1989 - 00

ALL TIME IRISH ROAD RACE WINNERS (after the Armoy Road Race 2012)

Most Wins at All Irish Road Race Meetings

1. Ryan Farquhar	197	1995-12
2. Joey Dunlop	156	1971-00
3. Robert Dunlop	135	1980-08
4. Ray McCullough	109	1960-82
Phillip McCallen	109	1987-99
6. Brian Reid	78	1980-94
7. William Dunlop	76	2005-12
8. Darran Lindsay	75	1999-06
9. James Courtney	66	1992-99
10. Adrian Archibald	64	1994-06

ULSTER GRAND PRIX BIKE WEEK

SUPERSPORT

UGP First Qualifying

Wednesday, 08 August 2012



Qualifying Time

4:12.388

Qualifying Speed

105.567


Pos	Class	No	Name	Machine / Sponsor	----- Best Lap -----			Total Laps	Qualifying Laps	
					Time	Behind	Speed On			
1	SSP	6	William DUNLOP	Honda - Wilson Craig Racing	3:32.000		125.679	7	8	6
2	SSP	5	Bruce ANSTEY	Honda - Padgett's MMCG Racing	3:33.653	1.653	124.707	6	8	6
3	SSP	9	Michael DUNLOP	Yamaha - Ard Na Mara/McAadoo Racing	3:34.606	2.606	124.153	7	8	7
4	SSP	7	Guy MARTIN	Suzuki - Tyco Suzuki by TAS Racing	3:35.244	3.244	123.785	4	7	7
5	SSP	70	Gary JOHNSON	Honda - Padgett's MMCG Racing	3:35.468	3.468	123.656	5	8	7
6	SSP	2	Dan KNEEN	Suzuki - Marks Bloom Racing	3:36.210	4.210	123.232	5	8	8
7	SSP	10	Conor CUMMINS	Suzuki - Tyco Suzuki by TAS Racing	3:36.706	4.706	122.950	5	7	5
8	SSP	1	Ian LOUGHER	Kawasaki - Blackhorse Kawasaki Motors UK	3:36.717	4.717	122.944	5	8	8
9	SSP	36	Michael PEARSON	Yamaha - D&GW/Carryduff Forklifts	3:37.642	5.642	122.421	8	9	8
10	SSP	56	Daniel COOPER	Triumph 675 - Centurion Racing	3:37.905	5.905	122.273	5	8	8
11	SSP	13	Adrian ARCHIBALD	Yamaha - AMA Racing	3:39.247	7.247	121.525	3	5	4
12	SSP	33	Olie LINSDELL	Yamaha - SMV / Flitwick Motorcycles	3:39.279	7.279	121.507	8	8	6
13	SSP	66	Brian McCORMACK	Yamaha - CD Racing	3:39.373	7.373	121.455	5	9	8
14	SSP	65	Michael SWEENEY	Yamaha - MJR Racing	3:39.901	7.901	121.163	5	7	7
15	SSP	48	David MULLIGAN	Yamaha	3:40.465	8.465	120.853	3	8	7
16	SSP	15	Dean HARRISON	Yamaha - Ian Bell Motorcycles	3:40.487	8.487	120.841	8	8	7
17	SSP	18	Lee VERNON	Yamaha	3:41.820	9.820	120.115	4	6	5
18	SSP	30	Paul SHOESMITH	Yamaha - Ice Valley Motorsave BMW	3:41.982	9.982	120.028	5	7	6
19	SSP	54	Ivan SHANLEY	Yamaha - Ty-Rock	3:42.324	10.324	119.843	5	6	5
20	SSP	57	Lee JOHNSTON	Honda - Millsport Racing	3:42.957	10.957	119.503	4	4	3
21	SSP	96	Ben WYLIE	Yamaha - Wylie Racing / Brenin Bikes	3:43.214	11.214	119.365	4	8	7
22	SSP	97	Seamus ELLIOTT	Yamaha - Logan Racing	3:43.299	11.299	119.320	8	8	6
23	SSP	60	Robert WILSON	Kawasaki - Stoddart Racing	3:43.457	11.457	119.235	5	6	5
24	SSP	98	Paul OWEN	Yamaha - #98 Club	3:43.742	11.742	119.083	5	8	7
25	SSP	11	Rob BARBER	Honda	3:44.437	12.437	118.715	7	8	7
26	SSP	17	Dennis BOOTH	Yamaha	3:45.262	13.262	118.280	5	6	5
27	SSP	53	Mark PARRETT	Yamaha - Vixen Racing	3:45.804	13.804	117.996	5	8	7
28	SSP	24	Shaun ANDERSON	Suzuki - Team GAS Racing	3:46.815	14.815	117.470	5	6	5
29	SSP	28	Ivan LINTIN	Kawasaki - Ivan Lintin Racing	3:47.008	15.008	117.370	8	8	6
30	SSP	63	Glenn WALKER	Kawasaki - Scotts Garage	3:47.985	15.985	116.867	5	6	5
31	SSP	75	William DAVISON	Honda - Hill Contracts	3:48.212	16.212	116.751	5	6	5
32	SSP	58	Paul CRANSTON	Honda - P & J Fuel Haulage	3:48.484	16.484	116.612	7	7	6
33	SSP	51	Dave HEWSON	Yamaha - David Hewson Ltd	3:48.626	16.626	116.540	6	7	6
34	SSP	71	Davy MORGAN	Yamaha - CSC Racing	3:48.809	16.809	116.446	2	4	3
35	SSP	69	Dave WOOLAMS	Honda - Wooly's Autos	3:53.474	21.474	114.120	3	6	5
36	SSP	22	Stephen McILVENNA	Yamaha	3:53.856	21.856	113.933	4	5	4
37	SSP	82	Olin HANAK	Honda	3:56.897	24.897	112.471	3	5	4
38	SSP	40	Marc McCULLOUGH	Yamaha - Kingswell Haulage	3:57.645	25.645	112.117	4	7	6
39	SSP	88	Gary MILLER	Suzuki	3:59.080	27.080	111.444	8	8	7
40	SSP	38	Callum LAIDLAW	Yamaha	3:59.950	27.950	111.040	8	8	7
41	SSP	61	Reuben McPHEE	Yamaha - N.J.T. Racing	4:00.869	28.869	110.616	5	6	5
42	SSP	84	Petr HOMOLA	Yamaha	4:05.626	33.626	108.474	4	5	4
43	SSP	35	James FORD	Triumph 675	4:06.701	34.701	108.001	6	7	3
44	SSP	77	Dave WALSH	Kawasaki - DRW Racing	4:07.058	35.058	107.845	2	5	3
45	SSP	46	Andrew TAYLOR	Kawasaki	4:11.178	39.178	106.076	5	6	3

Non Qualifiers

SSP	85	Martin SUCHACEK	Yamaha	4:10.893	38.893	106.197	7	7	1
SSP	59	Wayne KENNEDY	Suzuki - GB Racing	4:11.605	39.605	105.896	2	2	1
SSP	39	Paul LAWSON	Suzuki	4:12.147	40.147	105.668	3	7	1
SSP	49	Matt COLE	Suzuki	4:12.674	40.674	105.448	5	7	0
SSP	44	Emmett BURKE	Honda - Sunflame	4:14.362	42.362	104.748	7	8	0
SSP	43	Sandy BERWICK	Suzuki - Berm Shotblasting	4:14.476	42.476	104.701	5	5	0

Provisional result to be confirmed by the Stewards of the Meeting subject to completion of technical inspections & the time limit for protests

Page 1 / 1

Circuit	Dundrod	Signed	Organising Club	Dundrod & District MCC
Length(miles)	7.4011 Lap 1 (7.2763)		Qualifying Started	18:56
Weather	Sunny, 15°C, 74%RH	Chief Timekeeper		
Track	Dry	Issued At: 19:32		



MCUI Ulster
Centre Timing
powered by
e-Laps timing software

www.elaps-timing.com



ULSTER GRAND PRIX BIKE WEEK

SUPERSPORT

UGP First Qualifying

Wednesday, 08 August 2012

DETAILED RESULT



Qualifying Classification

Position

1 6 William DUNLOP

SSP Behind

Best Time **3:32.000** Best Speed **125.679** On **7** Gp **a**

Lap	Elapsed Time	Lap Time	Lap Speed
1	4:43.334	4:43.334	92.452
2	8:19.633	3:36.299	123.181
3	11:53.426	3:33.793	124.625
4	18:02.227	6:08.801	72.245
5	21:38.577	3:36.350	123.152
6	25:11.069	3:32.492	125.388
7	28:43.069	3:32.000	125.679
8	32:39.853	3:56.784	112.524

2 5 Bruce ANSTEY

SSP Behind **1.653**

Best Time **3:33.653** Best Speed **124.707** On **6** Gp **a**

Lap	Elapsed Time	Lap Time	Lap Speed
1	4:19.607	4:19.607	100.901
2	7:55.678	3:36.071	123.311
3	11:36.127	3:40.449	120.862
4	19:46.218	8:10.091	54.365
5	23:20.360	3:34.142	124.422
6	26:54.013	3:33.653	124.707
7	30:31.850	3:37.837	122.311
8	34:13.398	3:41.548	120.263

3 9 Michael DUNLOP

SSP Behind **2.606**

Best Time **3:34.606** Best Speed **124.153** On **7** Gp **a**

Lap	Elapsed Time	Lap Time	Lap Speed
1	6:13.257	6:13.257	70.179
2	10:01.789	3:48.532	116.587
3	13:43.125	3:41.336	120.378
4	17:19.186	3:36.061	123.317
5	20:55.767	3:36.581	123.021
6	24:33.351	3:37.584	122.454
7	28:07.957	3:34.606	124.153
8	31:42.842	3:34.885	123.992

Qualifying Classification

Position

4 7 Guy MARTIN

SSP Behind **3.244**

Best Time **3:35.244** Best Speed **123.785** On **4** Gp **a**

Lap	Elapsed Time	Lap Time	Lap Speed
1	3:59.194	3:59.194	109.512
2	7:38.777	3:39.583	121.339
3	11:15.347	3:36.570	123.027
4	14:50.591	3:35.244	123.785
5	18:26.122	3:35.531	123.620
6	22:03.643	3:37.521	122.489
7	25:53.983	3:50.340	115.672

5 70 Gary JOHNSON

SSP Behind **3.468**

Best Time **3:35.468** Best Speed **123.656** On **5** Gp **a**

Lap	Elapsed Time	Lap Time	Lap Speed
1	4:14.446	4:14.446	102.948
2	7:52.749	3:38.303	122.050
3	11:32.214	3:39.465	121.404
4	15:10.492	3:38.278	122.064
5	18:45.960	3:35.468	123.656
6	22:23.404	3:37.444	122.533
7	26:03.999	3:40.595	120.782
8	29:41.777	3:37.778	122.345

6 2 Dan KNEEN

SSP Behind **4.210**

Best Time **3:36.210** Best Speed **123.232** On **5** Gp **a**

Lap	Elapsed Time	Lap Time	Lap Speed
1	4:07.591	4:07.591	105.798
2	7:52.334	3:44.743	118.553
3	11:32.533	3:40.199	120.999
4	15:12.154	3:39.621	121.318
5	18:48.364	3:36.210	123.232
6	22:35.772	3:47.408	117.164
7	26:24.522	3:48.750	116.476
8	30:08.687	3:44.165	118.859

7 10 Conor CUMMINS

SSP Behind **4.706**

Best Time **3:36.706** Best Speed **122.950** On **5** Gp **a**

Lap	Elapsed Time	Lap Time	Lap Speed
1	4:13.069	4:13.069	103.508
2	7:51.629	3:38.560	121.907
3	11:31.397	3:39.768	121.237
4	15:09.017	3:37.620	122.433
5	18:45.723	3:36.706	122.950
6	22:34.140	3:48.417	116.646
7	31:53.563	9:19.423	47.628

ULSTER GRAND PRIX BIKE WEEK

SUPERSPORT

UGP First Qualifying

Wednesday, 08 August 2012

DETAILED RESULT



Qualifying Classification

Position

8 1 Ian LOUGHER

SSP Behind 4.717

Best Time **3:36.717** Best Speed **122.944** On 5 Gp a

Lap	Elapsed Time	Lap Time	Lap Speed
1	4:09.661	4:09.661	104.921
2	7:50.108	3:40.447	120.863
3	11:30.739	3:40.631	120.763
4	15:10.393	3:39.654	121.300
5	18:47.110	3:36.717	122.944
6	22:27.394	3:40.284	120.953
7	26:36.087	4:08.693	107.136
8	30:19.932	3:43.845	119.029

9 36 Michael PEARSON

SSP Behind 5.642

Best Time **3:37.642** Best Speed **122.421** On 8 Gp a

Lap	Elapsed Time	Lap Time	Lap Speed
1	4:24.082	4:24.082	99.191
2	8:06.412	3:42.330	119.840
3	11:48.410	3:41.998	120.019
4	15:28.461	3:40.051	121.081
5	19:08.569	3:40.108	121.049
6	22:50.794	3:42.225	119.896
7	26:32.818	3:42.024	120.005
8	30:10.460	3:37.642	122.421
9	33:54.105	3:43.645	119.135

10 56 Daniel COOPER

SSP Behind 5.905

Best Time **3:37.905** Best Speed **122.273** On 5 Gp a

Lap	Elapsed Time	Lap Time	Lap Speed
1	4:04.746	4:04.746	107.028
2	7:50.018	3:45.272	118.275
3	11:32.067	3:42.049	119.991
4	15:11.193	3:39.126	121.592
5	18:49.098	3:37.905	122.273
6	22:27.947	3:38.849	121.746
7	26:10.866	3:42.919	119.523
8	30:01.497	3:50.631	115.526

11 13 Adrian ARCHIBALD

SSP Behind 7.247

Best Time **3:39.247** Best Speed **121.525** On 3 Gp a

Lap	Elapsed Time	Lap Time	Lap Speed
1	4:14.330	4:14.330	102.995
2	7:54.627	3:40.297	120.946
3	11:33.874	3:39.247	121.525
4	15:13.917	3:40.043	121.085
5	19:07.047	3:53.130	114.288

Qualifying Classification

Position

12 33 Olie LINSDELL

SSP Behind 7.279

Best Time **3:39.279** Best Speed **121.507** On 8 Gp a

Lap	Elapsed Time	Lap Time	Lap Speed
1	4:14.265	4:14.265	103.021
2	7:57.307	3:43.042	119.457
3	11:41.797	3:44.490	118.687
4	15:21.364	3:39.567	121.348
5	19:07.812	3:46.448	117.660
6	22:26.300	7:18.488	60.763
7	30:06.069	3:39.769	121.236
8	33:45.348	3:39.279	121.507

13 66 Brian McCORMACK

SSP Behind 7.373

Best Time **3:39.373** Best Speed **121.455** On 5 Gp a

Lap	Elapsed Time	Lap Time	Lap Speed
1	4:01.068	4:01.068	108.661
2	7:44.864	3:43.796	119.055
3	11:30.644	3:45.780	118.009
4	15:11.831	3:41.187	120.459
5	18:51.204	3:39.373	121.455
6	22:35.710	3:44.506	118.678
7	27:02.876	4:27.166	99.728
8	30:44.542	3:41.666	120.199
9	34:26.804	3:42.262	119.876

14 65 Michael SWEENEY

SSP Behind 7.901

Best Time **3:39.901** Best Speed **121.163** On 5 Gp a

Lap	Elapsed Time	Lap Time	Lap Speed
1	4:10.263	4:10.263	104.669
2	7:51.123	3:40.860	120.637
3	11:33.680	3:42.557	119.717
4	15:14.454	3:40.774	120.684
5	18:54.355	3:39.901	121.163
6	22:35.911	3:41.556	120.258
7	26:26.565	3:50.654	115.515

ULSTER GRAND PRIX BIKE WEEK

SUPERSPORT

UGP First Qualifying

Wednesday, 08 August 2012

DETAILED RESULT



Qualifying Classification

Position

15 48 David MULLIGAN

SSP Behind 8.465

Best Time 3:40.465 Best Speed 120.853 On 3 Gp a

Lap	Elapsed Time	Lap Time	Lap Speed
1	4:14.708	4:14.708	102.842
2	7:55.613	3:40.905	120.613
3	11:36.078	3:40.465	120.853
4	15:16.558	3:40.480	120.845
5	19:00.708	3:44.150	118.867
6	22:46.692	3:45.984	117.902
7	26:30.255	3:43.563	119.179
8	30:20.413	3:50.158	115.764

16 15 Dean HARRISON

SSP Behind 8.487

Best Time 3:40.487 Best Speed 120.841 On 8 Gp a

Lap	Elapsed Time	Lap Time	Lap Speed
1	5:02.507	5:02.507	86.592
2	8:50.739	3:48.232	116.741
3	12:35.824	3:45.085	118.373
4	16:19.294	3:43.470	119.228
5	20:00.197	3:40.903	120.614
6	23:42.677	3:42.480	119.759
7	27:24.424	3:41.747	120.155
8	31:04.911	3:40.487	120.841

17 18 Lee VERNON

SSP Behind 9.820

Best Time 3:41.820 Best Speed 120.115 On 4 Gp a

Lap	Elapsed Time	Lap Time	Lap Speed
1	7:56.689	7:56.689	54.951
2	11:44.136	3:47.447	117.144
3	15:30.006	3:45.870	117.961
4	19:11.826	3:41.820	120.115
5	22:56.159	3:44.333	118.770
6	26:48.034	3:51.875	114.907

18 30 Paul SHOESMITH

SSP Behind 9.982

Best Time 3:41.982 Best Speed 120.028 On 5 Gp a

Lap	Elapsed Time	Lap Time	Lap Speed
1	6:34.988	6:34.988	66.318
2	10:20.920	3:45.932	117.929
3	14:06.371	3:45.451	118.181
4	17:53.069	3:46.698	117.531
5	21:35.051	3:41.982	120.028
6	25:17.866	3:42.815	119.579
7	29:00.544	3:42.678	119.652

Qualifying Classification

Position

19 54 Ivan SHANLEY

SSP Behind 10.324

Best Time 3:42.324 Best Speed 119.843 On 5 Gp a

Lap	Elapsed Time	Lap Time	Lap Speed
1	4:26.206	4:26.206	98.400
2	8:09.198	3:42.992	119.484
3	11:51.635	3:42.437	119.782
4	15:34.500	3:42.865	119.552
5	19:16.824	3:42.324	119.843
6	23:26.564	4:09.740	106.687

20 57 Lee JOHNSTON

SSP Behind 10.957

Best Time 3:42.957 Best Speed 119.503 On 4 Gp a

Lap	Elapsed Time	Lap Time	Lap Speed
1	6:52.947	6:52.947	63.434
2	10:39.224	3:46.277	117.749
3	14:22.266	3:43.042	119.457
4	18:05.223	3:42.957	119.503

21 96 Ben WYLIE

SSP Behind 11.214

Best Time 3:43.214 Best Speed 119.365 On 4 Gp a

Lap	Elapsed Time	Lap Time	Lap Speed
1	7:44.761	7:44.761	56.362
2	11:33.472	3:48.711	116.496
3	15:17.149	3:43.677	119.118
4	19:00.363	3:43.214	119.365
5	22:45.059	3:44.696	118.578
6	26:30.008	3:44.949	118.444
7	30:14.459	3:44.451	118.707
8	33:59.630	3:45.171	118.328

22 97 Seamus ELLIOTT

SSP Behind 11.299

Best Time 3:43.299 Best Speed 119.320 On 8 Gp a

Lap	Elapsed Time	Lap Time	Lap Speed
1	5:26.716	5:26.716	80.176
2	9:19.468	3:52.752	114.474
3	13:07.747	3:48.279	116.717
4	17:00.597	3:52.850	114.425
5	22:57.085	5:56.488	74.740
6	26:42.293	3:45.208	118.308
7	30:29.559	3:47.266	117.237
8	34:12.858	3:43.299	119.320

ULSTER GRAND PRIX BIKE WEEK

SUPERSPORT

UGP First Qualifying

Wednesday, 08 August 2012

DETAILED RESULT



Qualifying Classification

Position

23 60 Robert WILSON

SSP Behind 11.457

Best Time 3:43.457 Best Speed 119.235 On 5 Gp a

Lap	Elapsed Time	Lap Time	Lap Speed
1	4:19.446	4:19.446	100.964
2	8:06.287	3:46.841	117.457
3	11:51.573	3:45.286	118.267
4	15:36.040	3:44.467	118.699
5	19:19.497	3:43.457	119.235
6	23:06.402	3:46.905	117.423

24 98 Paul OWEN

SSP Behind 11.742

Best Time 3:43.742 Best Speed 119.083 On 5 Gp a

Lap	Elapsed Time	Lap Time	Lap Speed
1	5:13.804	5:13.804	83.475
2	9:01.985	3:48.181	116.767
3	12:46.567	3:44.582	118.638
4	16:31.726	3:45.159	118.334
5	20:15.468	3:43.742	119.083
6	23:59.795	3:44.327	118.773
7	27:44.904	3:45.109	118.360
8	31:28.941	3:44.037	118.927

25 11 Rob BARBER

SSP Behind 12.437

Best Time 3:44.437 Best Speed 118.715 On 7 Gp a

Lap	Elapsed Time	Lap Time	Lap Speed
1	5:23.982	5:23.982	80.852
2	9:15.503	3:51.521	115.082
3	13:02.553	3:47.050	117.348
4	16:48.589	3:46.036	117.875
5	20:34.514	3:45.925	117.933
6	24:20.722	3:46.208	117.785
7	28:05.159	3:44.437	118.715
8	31:50.525	3:45.366	118.225

26 17 Dennis BOOTH

SSP Behind 13.262

Best Time 3:45.262 Best Speed 118.280 On 5 Gp a

Lap	Elapsed Time	Lap Time	Lap Speed
1	5:23.403	5:23.403	80.997
2	9:16.690	3:53.287	114.211
3	13:02.913	3:46.223	117.777
4	16:48.937	3:46.024	117.881
5	20:34.199	3:45.262	118.280
6	24:24.260	3:50.061	115.813

Qualifying Classification

Position

27 53 Mark PARRETT

SSP Behind 13.804

Best Time 3:45.804 Best Speed 117.996 On 5 Gp a

Lap	Elapsed Time	Lap Time	Lap Speed
1	6:18.463	6:18.463	69.213
2	10:07.425	3:48.962	116.368
3	13:59.375	3:51.950	114.869
4	17:52.208	3:52.833	114.434
5	21:38.012	3:45.804	117.996
6	25:25.237	3:47.225	117.258
7	29:12.945	3:47.708	117.009
8	33:02.018	3:49.073	116.312

28 24 Shaun ANDERSON

SSP Behind 14.815

Best Time 3:46.815 Best Speed 117.470 On 5 Gp a

Lap	Elapsed Time	Lap Time	Lap Speed
1	9:35.703	9:35.703	45.500
2	13:28.776	3:53.073	114.316
3	17:17.117	3:48.341	116.685
4	21:04.882	3:47.765	116.980
5	24:51.697	3:46.815	117.470
6	28:43.646	3:51.949	114.870

29 28 Ivan LINTIN

SSP Behind 15.008

Best Time 3:47.008 Best Speed 117.370 On 8 Gp a

Lap	Elapsed Time	Lap Time	Lap Speed
1	5:01.911	5:01.911	86.763
2	8:53.717	3:51.806	114.941
3	12:44.221	3:50.504	115.590
4	16:40.337	3:56.116	112.843
5	22:20.992	5:40.655	78.214
6	26:12.060	3:51.068	115.308
7	30:01.051	3:48.991	116.354
8	33:48.059	3:47.008	117.370

30 63 Glenn WALKER

SSP Behind 15.985

Best Time 3:47.985 Best Speed 116.867 On 5 Gp a

Lap	Elapsed Time	Lap Time	Lap Speed
1	5:23.848	5:23.848	80.886
2	9:19.806	3:55.958	112.918
3	13:13.863	3:54.057	113.835
4	17:07.360	3:53.497	114.108
5	20:55.345	3:47.985	116.867
6	24:46.904	3:51.559	115.063

ULSTER GRAND PRIX BIKE WEEK

SUPERSPORT

UGP First Qualifying

Wednesday, 08 August 2012

DETAILED RESULT



Qualifying Classification

Position

31 75 William DAVISON

SSP Behind 16.212

Best Time **3:48.212** Best Speed **116.751** On **5** Gp **a**

Lap	Elapsed Time	Lap Time	Lap Speed
1	5:30.954	5:30.954	79.149
2	9:20.599	3:49.645	116.022
3	13:12.635	3:52.036	114.827
4	17:02.249	3:49.614	116.038
5	20:50.461	3:48.212	116.751
6	24:41.782	3:51.321	115.182

32 58 Paul CRANSTON

SSP Behind 16.484

Best Time **3:48.484** Best Speed **116.612** On **7** Gp **a**

Lap	Elapsed Time	Lap Time	Lap Speed
1	8:49.917	8:49.917	49.432
2	12:43.512	3:53.595	114.060
3	16:35.949	3:52.437	114.629
4	20:26.255	3:50.306	115.689
5	24:15.965	3:49.710	115.990
6	28:04.949	3:48.984	116.357
7	31:53.433	3:48.484	116.612

33 51 Dave HEWSON

SSP Behind 16.626

Best Time **3:48.626** Best Speed **116.540** On **6** Gp **a**

Lap	Elapsed Time	Lap Time	Lap Speed
1	7:53.554	7:53.554	55.315
2	11:45.154	3:51.600	115.043
3	15:35.892	3:50.738	115.473
4	19:24.553	3:48.661	116.522
5	23:14.101	3:49.548	116.071
6	27:02.727	3:48.626	116.540
7	31:14.864	4:12.137	105.673

34 71 Davy MORGAN

SSP Behind 16.809

Best Time **3:48.809** Best Speed **116.446** On **2** Gp **a**

Lap	Elapsed Time	Lap Time	Lap Speed
1	6:18.846	6:18.846	69.143
2	10:07.655	3:48.809	116.446
3	13:59.606	3:51.951	114.869
4	18:00.670	4:01.064	110.526

Qualifying Classification

Position

35 69 Dave WOOLAMS

SSP Behind 21.474

Best Time **3:53.474** Best Speed **114.120** On **3** Gp **a**

Lap	Elapsed Time	Lap Time	Lap Speed
1	11:40.761	11:40.761	37.380
2	15:37.850	3:57.089	112.380
3	19:31.324	3:53.474	114.120
4	23:25.169	3:53.845	113.939
5	27:20.960	3:55.791	112.998
6	31:14.634	3:53.674	114.022

36 22 Stephen McILVENNA

SSP Behind 21.856

Best Time **3:53.856** Best Speed **113.933** On **4** Gp **a**

Lap	Elapsed Time	Lap Time	Lap Speed
1	4:52.174	4:52.174	89.654
2	8:50.119	3:57.945	111.975
3	12:44.706	3:54.587	113.578
4	16:38.562	3:53.856	113.933
5	20:38.598	4:00.036	111.000

37 82 Olin HANAK

SSP Behind 24.897

Best Time **3:56.897** Best Speed **112.471** On **3** Gp **a**

Lap	Elapsed Time	Lap Time	Lap Speed
1	5:11.786	5:11.786	84.015
2	9:18.751	4:06.965	107.886
3	13:15.648	3:56.897	112.471
4	17:14.887	3:59.239	111.370
5	21:22.561	4:07.674	107.577

38 40 Marc McCULLOUGH

SSP Behind 25.645

Best Time **3:57.645** Best Speed **112.117** On **4** Gp **a**

Lap	Elapsed Time	Lap Time	Lap Speed
1	5:13.673	5:13.673	83.510
2	9:19.407	4:05.734	108.426
3	13:20.050	4:00.643	110.720
4	17:17.695	3:57.645	112.117
5	21:16.362	3:58.667	111.637
6	25:17.913	4:01.551	110.304
7	29:24.122	4:06.209	108.217

ULSTER GRAND PRIX BIKE WEEK

SUPERSPORT

UGP First Qualifying

Wednesday, 08 August 2012

DETAILED RESULT



Qualifying Classification

Position

39 88 Gary MILLER

SSP Behind 27.080

Best Time 3:59.080 Best Speed 111.444 On 8 Gp a

Lap	Elapsed Time	Lap Time	Lap Speed
1	5:10.745	5:10.745	84.296
2	9:19.289	4:08.544	107.200
3	13:24.376	4:05.087	108.712
4	17:30.123	4:05.747	108.420
5	21:34.045	4:03.922	109.231
6	25:34.635	4:00.590	110.744
7	29:35.524	4:00.889	110.607
8	33:34.604	3:59.080	111.444

40 38 Callum LAIDLAW

SSP Behind 27.950

Best Time 3:59.950 Best Speed 111.040 On 8 Gp a

Lap	Elapsed Time	Lap Time	Lap Speed
1	5:34.760	5:34.760	78.249
2	9:41.213	4:06.453	108.110
3	13:47.510	4:06.297	108.178
4	17:52.960	4:05.450	108.551
5	21:57.523	4:04.563	108.945
6	26:00.375	4:02.852	109.713
7	30:01.106	4:00.731	110.679
8	34:01.056	3:59.950	111.040

41 61 Reuben McPHEE

SSP Behind 28.869

Best Time 4:00.869 Best Speed 110.616 On 5 Gp a

Lap	Elapsed Time	Lap Time	Lap Speed
1	4:57.781	4:57.781	87.966
2	9:02.793	4:05.012	108.746
3	13:05.933	4:03.140	109.583
4	17:07.180	4:01.247	110.443
5	21:08.049	4:00.869	110.616
6	25:11.159	4:03.110	109.596

42 84 Petr HOMOLA

SSP Behind 33.626

Best Time 4:05.626 Best Speed 108.474 On 4 Gp a

Lap	Elapsed Time	Lap Time	Lap Speed
1	5:34.324	5:34.324	78.351
2	9:41.520	4:07.196	107.785
3	13:48.010	4:06.490	108.093
4	17:53.636	4:05.626	108.474
5	22:00.185	4:06.549	108.068

Qualifying Classification

Position

43 35 James FORD

SSP Behind 34.701

Best Time 4:06.701 Best Speed 108.001 On 6 Gp a

Lap	Elapsed Time	Lap Time	Lap Speed
1	5:38.846	5:38.846	77.306
2	9:54.658	4:15.812	104.154
3	14:13.099	4:18.441	103.095
4	18:25.860	4:12.761	105.412
5	22:35.356	4:09.496	106.791
6	26:42.057	4:06.701	108.001
7	30:52.246	4:10.189	106.495

44 77 Dave WALSH

SSP Behind 35.058

Best Time 4:07.058 Best Speed 107.845 On 2 Gp a

Lap	Elapsed Time	Lap Time	Lap Speed
1	5:34.651	5:34.651	78.275
2	9:41.709	4:07.058	107.845
3	13:49.759	4:08.050	107.414
4	17:57.420	4:07.661	107.582
5	23:57.558	6:00.138	73.983

45 46 Andrew TAYLOR

SSP Behind 39.178

Best Time 4:11.178 Best Speed 106.076 On 5 Gp a

Lap	Elapsed Time	Lap Time	Lap Speed
1	5:34.913	5:34.913	78.213
2	9:49.691	4:14.778	104.577
3	14:01.406	4:11.715	105.850
4	18:12.691	4:11.285	106.031
5	22:23.869	4:11.178	106.076
6	26:39.059	4:15.190	104.408

Non Qualifiers

Position

85 Martin SUCHACEK

SSP Behind 38.893

Best Time 4:10.893 Best Speed 106.197 On 7 Gp a

Lap	Elapsed Time	Lap Time	Lap Speed
1	5:34.164	5:34.164	78.389
2	9:54.115	4:19.951	102.496
3	14:13.992	4:19.877	102.525
4	18:29.561	4:15.569	104.253
5	22:46.522	4:16.961	103.689
6	26:59.242	4:12.720	105.429
7	31:10.135	4:10.893	106.197

ULSTER GRAND PRIX BIKE WEEK

SUPERSPORT

UGP First Qualifying

Wednesday, 08 August 2012

DETAILED RESULT



Non Qualifiers

Position

59 Wayne KENNEDY

SSP Behind 39.605

Best Time 4:11.605 Best Speed 105.896 On 2 Gp a

Lap	Elapsed Time	Lap Time	Lap Speed
1	4:57.912	4:57.912	87.928
2	9:09.517	4:11.605	105.896

39 Paul LAWSON

SSP Behind 40.147

Best Time 4:12.147 Best Speed 105.668 On 3 Gp a

Lap	Elapsed Time	Lap Time	Lap Speed
1	5:25.704	5:25.704	80.425
2	9:41.041	4:15.337	104.348
3	13:53.188	4:12.147	105.668
4	18:07.383	4:14.195	104.817
5	22:23.354	4:15.971	104.090
6	26:39.200	4:15.846	104.141
7	30:54.944	4:15.744	104.182

49 Matt COLE

SSP Behind 40.674

Best Time 4:12.674 Best Speed 105.448 On 5 Gp a

Lap	Elapsed Time	Lap Time	Lap Speed
1	5:10.615	5:10.615	84.332
2	9:28.449	4:17.834	103.338
3	13:44.341	4:15.892	104.122
4	18:00.076	4:15.735	104.186
5	22:12.750	4:12.674	105.448
6	26:26.422	4:13.672	105.033
7	30:56.098	4:29.676	98.800

44 Emmett BURKE

SSP Behind 42.362

Best Time 4:14.362 Best Speed 104.748 On 7 Gp a

Lap	Elapsed Time	Lap Time	Lap Speed
1	5:02.734	5:02.734	86.527
2	9:22.536	4:19.802	102.555
3	13:41.535	4:18.999	102.873
4	17:57.304	4:15.769	104.172
5	22:12.334	4:15.030	104.474
6	26:27.912	4:15.578	104.250
7	30:42.274	4:14.362	104.748
8	34:58.158	4:15.884	104.125

Non Qualifiers

Position

43 Sandy BERWICK

SSP Behind 42.476

Best Time 4:14.476 Best Speed 104.701 On 5 Gp a

Lap	Elapsed Time	Lap Time	Lap Speed
1	5:58.330	5:58.330	73.102
2	10:23.235	4:24.905	100.579
3	14:43.599	4:20.364	102.334
4	18:59.823	4:16.224	103.987
5	23:14.299	4:14.476	104.701

Speed TrapSupersport 600cc 1st Practice

No.	Name	Lap 1	Lap 2	Lap 3	Lap 4	Lap 5	Lap 6	Lap 7	Lap 8	Lap 9	Lap 10
1	Ian LOUGHER	168				170	168	167		168	
2	Dan KNEEN	167									
5	Bruce ANSTEY	173				153	173	172		172	173
6	William DUNLOP		174				176		174		
7	Guy MARTIN	168	164			169	169				
9	Michael DUNLOP					158			168	169	
10	Conor CUMMINS	174				169					
11	Rob BARBER								164		
13	Adrian ARCHIBALD	168		175							
15	Dean HARRISON	167				167	168		168	168	
17	Dennis BOOTH					168					
18	Lee VERNON			164		164	165	169			
22	Stephen McILVENNA					154					
24	Shaun ANDERSON					163			158		
28	Ivan LINTIN	168							166	163	
33	Olie LINSDELL	165									
36	Michael PEARSON			167			147	166		167	
38	Callum LAIDLAW								160		
39	Paul LAWSON	168				169	156	156	159		
40	Marc McCULLOUGH					159	158				
43	Sandy BERWICK	156		156		172				172	
46	Andrew TAYLOR			157		157	156				
48	David MULLIGAN	171						162			
49	Matt COLE		161	169		159	160				
51	Dave HEWSON			166			162				
53	Mark PARRETT					165	161		165	164	
54	Ivan SHANLEY	170	171	162	170						
56	Daniel COOPER						168	177	173		
57	Lee JOHNSTON	167		172			147				
58	Paul CRANSTON				167		158				
60	Robert WILSON					160	167				
62	Reuben McPHEE	154									
65	Michael SWEENEY	161		160			169				
69	Dave WOOLAMS					165	166		161	162	
70	Gary JOHNSON							169	168		
71	Davy MORGAN			167							
77	Dave WALSH					158					
82	Olin HANAK		151			164					
85	Martin SUCHACEK									176	
88	Gary MILLER					153					
96	Ben WYLIE	169				168	170	171	163	165	170
97	Seamus ELLIOTT	147			169						
98	Paul OWEN	172	165		170	168	169		168	169	

Speed Trap

No.	Name	Lap 1	Lap 2	Lap 3	Lap 4	Lap 5	Lap 6	Lap 7	Lap 8	Lap 9	Lap 10
1	Ian LOUGHER									165	
2	Dan KNEEN					156			166	172	
5	Bruce ANSTEY	172	166	169			167				
6	William DUNLOP	168	165					173		172	
7	Guy MARTIN	165	163								166
9	Michael DUNLOP							170	168		
10	Conor CUMMINS		170							170	
11	Rob BARBER	166	167					169	164		
13	Adrian ARCHIBALD		162								
14	Nuno CAETANO		170	157				160			
15	Dean HARRISON	171	162	167			168		166	167	167
17	Dennis BOOTH	163	162		162						
18	Lee VERNON			167				167			
24	Shaun ANDERSON		158	160					157		
28	Ivan LINTIN	165		164	161						
30	Paul SHOESMITH		167	168			166	167	167		169
33	Olie LINSDELL									169	
34	Michal DOKOUPIL		161								
35	James FORD	158	141	159				159			
36	Michael PEARSON		166					170		161	
38	Callum LAIDLAW		166								
39	Paul LAWSON				154					152	
40	Marc McCULLOUGH							156	155		
43	Sandy BERWICK			153		157					
44	Emmett BURKE		157	160							
46	Andrew TAYLOR			152							
48	David MULLIGAN									163	
49	Matt COLE		159							157	
51	Dave HEWSON		157					159			
52	Russ MOUNTFORD		167			169					
53	Mark PARRETT	161		161	163						
54	Ivan SHANLEY		163								
57	Lee JOHNSTON					170		157		170	
58	Paul CRANSTON	158	159								
59	Wayne KENNEDY	155	164		161	167					
60	Robert WILSON	168	171	169	167			168			
63	Glenn WALKER		167								
65	Michael SWEENEY		167								
69	Dave WOOLAMS			161				158	160		
71	Davy MORGAN	161		161							
84	Petr HOMOLA							145			
85	Martin SUCHACEK	160		166							
88	Gary MILLER			158							
96	Ben WYLIE	167	165	166					170	167	
97	Seamus ELLIOTT			167				167			
98	Paul OWEN								162		

ULSTER GRAND PRIX BIKE WEEK

SUPERSPORT Combined Qualifying




-----Best Time / Qual Laps-----

Pos	Class	No	Name	Best Time / Qual Laps		Overall Best Time / Speed / Total Qual Laps		
				Session A	Session B			
Qualifying Classification								
1	SSP	6	William DUNLOP	3:32.000	6	3:30.090	7	3:30.090 126.822 13
2	SSP	70	Gary JOHNSON	3:35.468	7	3:31.179	3	3:31.179 126.168 10
3	SSP	9	Michael DUNLOP	3:34.606	7	3:31.541	6	3:31.541 125.952 13
4	SSP	5	Bruce ANSTEY	3:33.653	6	3:32.288	5	3:32.288 125.509 11
5	SSP	7	Guy MARTIN	3:35.244	7	3:32.809	7	3:32.809 125.201 14
6	SSP	10	Conor CUMMINS	3:36.706	5	3:32.908	7	3:32.908 125.143 12
7	SSP	1	Ian LOUGHER	3:36.717	8	3:32.952	7	3:32.952 125.117 15
8	SSP	36	Michael PEARSON	3:37.642	8	3:33.854	9	3:33.854 124.589 17
9	SSP	56	Daniel COOPER	3:37.905	8	3:34.724	5	3:34.724 124.085 13
10	SSP	57	Lee JOHNSTON	3:42.957	3	3:35.347	5	3:35.347 123.726 8
11	SSP	2	Dan KNEEN	3:36.210	8	3:38.353	6	3:36.210 123.232 14
12	SSP	66	Brian McCORMACK	3:39.373	8	3:36.225	5	3:36.225 123.223 13
13	SSP	96	Ben WYLIE	3:43.214	7	3:36.572	7	3:36.572 123.026 14
14	SSP	33	Olie LINSDELL	3:39.279	6	3:37.088	6	3:37.088 122.733 12
15	SSP	48	David MULLIGAN	3:40.465	7	3:37.382	6	3:37.382 122.567 13
16	SSP	54	Ivan SHANLEY	3:42.324	5	3:37.499	6	3:37.499 122.502 11
17	SSP	15	Dean HARRISON	3:40.487	7	3:37.507	8	3:37.507 122.497 15
18	SSP	18	Lee VERNON	3:41.820	5	3:37.856	9	3:37.856 122.301 14
19	SSP	13	Adrian ARCHIBALD	3:39.247	4	3:37.972	5	3:37.972 122.236 9
20	SSP	11	Rob BARBER	3:44.437	7	3:38.458	9	3:38.458 121.964 16
21	SSP	30	Paul SHOESMITH	3:41.982	6	3:38.628	9	3:38.628 121.869 15
22	SSP	65	Michael SWEENEY	3:39.901	7	3:38.682	7	3:38.682 121.839 14
23	SSP	97	Seamus ELLIOTT	3:43.299	6	3:39.231	6	3:39.231 121.534 12
24	SSP	60	Robert WILSON	3:43.457	5	3:39.383	8	3:39.383 121.450 13
25	SSP	75	William DAVISON	3:48.212	5	3:40.642	6	3:40.642 120.757 11
26	SSP	52	Russ MOUNTFORD	-----		3:40.847	4	3:40.847 120.644 4
27	SSP	28	Ivan LINTIN	3:47.008	6	3:41.525	4	3:41.525 120.275 10
28	SSP	98	Paul OWEN	3:43.742	7	3:41.690	4	3:41.690 120.186 11
29	SSP	53	Mark PARRETT	3:45.804	7	3:42.235	7	3:42.235 119.891 14
30	SSP	51	Dave HEWSON	3:48.626	6	3:42.558	8	3:42.558 119.717 14
31	SSP	24	Shaun ANDERSON	3:46.815	5	3:42.751	6	3:42.751 119.613 11
32	SSP	17	Dennis BOOTH	3:45.262	5	3:43.076	5	3:43.076 119.439 10
33	SSP	71	Davy MORGAN	3:48.809	3	3:44.576	4	3:44.576 118.641 7
34	SSP	58	Paul CRANSTON	3:48.484	6	3:46.099	7	3:46.099 117.842 13
35	SSP	63	Glenn WALKER	3:47.985	5	3:47.222	5	3:47.222 117.260 10
36	SSP	72	Gareth KEYS	-----		3:49.838	5	3:49.838 115.925 5
37	SSP	14	Nuno CAETANO	-----		3:50.231	6	3:50.231 115.727 6
38	SSP	22	Stephen McILVENNA	3:53.856	4	3:51.134	5	3:51.134 115.275 9
39	SSP	38	Callum LAIDLAW	3:59.950	7	3:51.635	7	3:51.635 115.026 14
40	SSP	69	Dave WOOLAMS	3:53.474	5	3:52.237	6	3:52.237 114.727 11
41	SSP	35	James FORD	4:06.701	3	3:52.752	6	3:52.752 114.474 9
42	SSP	59	Wayne KENNEDY	4:11.605	1	3:52.885	6	3:52.885 114.408 7
43	SSP	40	Marc McCULLOUGH	3:57.645	6	3:53.339	5	3:53.339 114.186 11
44	SSP	84	Petr HOMOLA	4:05.626	4	3:53.414	5	3:53.414 114.149 9
45	SSP	82	Olin HANAK	3:56.897	4	3:54.943	4	3:54.943 113.406 8
46	SSP	88	Gary MILLER	3:59.080	7	3:55.165	4	3:55.165 113.299 11
47	SSP	103	Reuben McPHEE	4:00.869	5	4:00.069	7	4:00.069 110.985 12
48	SSP	85	Martin SUCHACEK	4:10.893	1	4:00.402	5	4:00.402 110.831 6
49	SSP	49	Matt COLE	4:12.674	0	4:00.407	6	4:00.407 110.829 6
50	SSP	77	Dave WALSH	4:07.058	3	4:01.390	4	4:01.390 110.377 7
51	SSP	43	Sandy BERWICK	4:14.476	0	4:01.408	6	4:01.408 110.369 6

Provisional result to be confirmed by the Stewards of the Meeting subject to completion of technical inspections & the time limit for protests

Page 1 / 2

Circuit	Dundrod	Signed	Organising Club	Dundrod & District MCC
Length(miles)	7.4011 Lap 1 (7.2763)	 Chief Timekeeper		
Weather		Issued At:		
Track				



MCUI Ulster
Centre Timing
powered by
e-Laps timing software

www.elaps-timing.com



ULSTER GRAND PRIX BIKE WEEK

SUPERSPORT Combined Qualifying



Qualifying Classification


52	SSP	39	Paul LAWSON	4:12.147	1	4:01.540	7	4:01.540	110.309	8
53	SSP	44	Emmett BURKE	4:14.362	0	4:06.107	4	4:06.107	108.262	4
54	SSP	46	Andrew TAYLOR	4:11.178	3	4:06.623	4	4:06.623	108.035	7

Non Qualifiers

	SSP	29	Tuukka KORHONEN	-----		4:21.033	0			0
--	-----	----	-----------------	-------	--	----------	---	--	--	---

Provisional result to be confirmed by the Stewards of the Meeting subject to completion of technical inspections & the time limit for protests

Page 2 / 2

Circuit	Dundrod	Signed	 Chief Timekeeper	Organising Club	Dundrod & District MCC
Length(miles)	7.4011 Lap 1 (7.2763)	Issued At:			
Weather					
Track					



MCUI Ulster
Centre Timing
powered by
e-Laps timing software

www.elaps-timing.com

