



ULSTER GRAND PRIX BIKE WEEK
Wednesday 8th – Saturday 11th August 2012

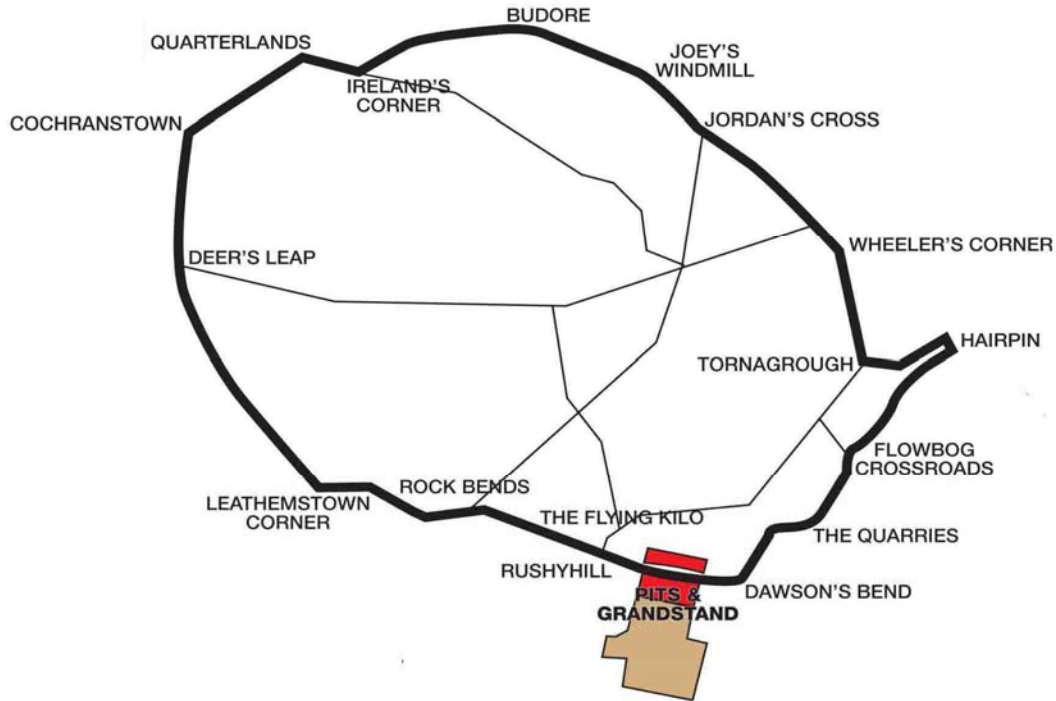
promoted by
Dundrod & District Motorcycle Club
www.ulstergrandprix.net



MAXWELL FREIGHT SERVICES
SUPERTWINS



Dundrod Circuit 7.401 miles



LAP RECORDS

Class	Name	Machine	m s	mph	Year
125cc	William Dunlop	Honda	3 55.017	113.370	2009
250cc	Darran Lindsay	Honda	3 38.634	121.866	2006
400cc	Jason Griffiths	Yamaha 400	3 58.43	111.748	2003
Moto 450	Paul Owen	Yamaha	4 36.889	96.226	2011
Supertwins	Ryan Farquhar	Kawasaki 650	3 48.345	116.683	2010
Supersport	Michael Dunlop	Yamaha	3 27.187	128.599	2010
Superstock	Ian Hutchinson	Honda	3 21.599	132.163	2010
Superbike	Bruce Anstey (NZ)	Suzuki	3 18.870	133.977	2010
Challenge 1000cc	Dave Johnson (AUS)	Yamaha	3 29.643	127.092	2010
National 750cc	Michal Dokoupil (CZE)	Kawasaki 600	3 39.625	121.316	2009

MOST WINS at the ULSTER GP

Joey Dunlop	24	1979 - 99
Ian Lougher	17	1998 - 11
Phillip McCallen	14	1991 - 96
Brian Reid	9	1983 - 92
Robert Dunlop	9	1990 - 03
Ryan Farquhar	8	2002 - 11

MOST WINS at the DUNDROD 150

Joey Dunlop	24	1976 - 94
Bob Jackson	11	1981 - 98
Ray McCullough	10	1965 - 82
Brian Reid	8	1984 - 93
Robert Dunlop	8	1984 - 07
Denis McCullough	7	1989 - 00

ALL TIME IRISH ROAD RACE WINNERS (after the Armoy Road Race 2012)

Most Wins at All Irish Road Race Meetings

1. Ryan Farquhar	197	1995-12
2. Joey Dunlop	156	1971-00
3. Robert Dunlop	135	1980-08
4. Ray McCullough	109	1960-82
Phillip McCallen	109	1987-99
6. Brian Reid	78	1980-94
7. William Dunlop	76	2005-12
8. Darran Lindsay	75	1999-06
9. James Courtney	66	1992-99
10. Adrian Archibald	64	1994-06

ULSTER GRAND PRIX BIKE WEEK

250cc & SUPERTWINS

UGP First Qualifying

Wednesday, 08 August 2012

Supertwins




Qualifying Time **5:01.077** Qualifying Speed **88.495**

Pos	Class	No	Name	Machine / Sponsor	----- Time	Best Lap Behind	----- Speed	On	Total Laps	Qualifying Laps
Qualifying Classification										
1	TWN	53	Olie LINSDELL	Suzuki 650 - Flitwick Motorcycles	4:05.293	6.224	108.621	2	2	2
2	TWN	95	Maria COSTELLO	Kawasaki 650	4:12.949	13.880	105.333	2	2	2
Non Qualifiers										
	TWN	57	Ian MORRELL	Suzuki 650 - Gordy Hogg	4:14.272	15.203	104.785	2	2	1
	TWN	87	Geoff McMULLAN	Kawasaki 650 - KMR Kawasaki	4:19.945	20.876	102.498	2	2	1
	TWN	104	Anthony McCOLGAN	Kawasaki 650	4:20.769	21.700	102.175	2	2	1
	TWN	93	Sam DUNLOP	Kawasaki 650 - Emerald Road Racing	4:22.265	23.196	101.592	2	2	1

Provisional result to be confirmed by the Stewards of the Meeting subject to completion of technical inspections & the time limit for protests

Page 2 / 2

Circuit	Dundrod	Signed		Organising Club	Dundrod & District MCC
Length(miles)	7.4011 Lap 1 (7.2763)		Chief Timekeeper	Qualifying Started	20:24
Weather	Sunny, 13°C, 79%RH	Issued At:	20:43		
Track	Dry				



MCUI Ulster
Centre Timing
powered by
e-Laps timing software

www.elaps-timing.com



ULSTER GRAND PRIX BIKE WEEK

250cc & SUPERTWINS

UGP First Qualifying

Wednesday, 08 August 2012

DETAILED RESULT



Supertwins

Qualifying Classification

Position

1 53 Olie LINSDELL

Behind 6.224

Best Time 4:05.293 Best Speed 108.621 On 2 Gp a

Lap	Elapsed Time	Lap Time	Lap Speed
1	4:43.887	4:43.887	92.272
2	8:49.180	4:05.293	108.621

2 95 Maria COSTELLO

Behind 13.880

Best Time 4:12.949 Best Speed 105.333 On 2 Gp a

Lap	Elapsed Time	Lap Time	Lap Speed
1	4:44.367	4:44.367	92.116
2	8:57.316	4:12.949	105.333

Non Qualifiers

Position

57 Ian MORRELL

Behind 15.203

Best Time 4:14.272 Best Speed 104.785 On 2 Gp a

Lap	Elapsed Time	Lap Time	Lap Speed
1	5:07.997	5:07.997	85.048
2	9:22.269	4:14.272	104.785

87 Geoff McMULLAN

Behind 20.876

Best Time 4:19.945 Best Speed 102.498 On 2 Gp a

Lap	Elapsed Time	Lap Time	Lap Speed
1	5:16.345	5:16.345	82.804
2	9:36.290	4:19.945	102.498

104 Anthony McCOLGAN

Behind 21.700

Best Time 4:20.769 Best Speed 102.175 On 2 Gp a

Lap	Elapsed Time	Lap Time	Lap Speed
1	5:06.210	5:06.210	85.545
2	9:26.979	4:20.769	102.175

Supertwins

Non Qualifiers

Position

93 Sam DUNLOP

Behind 23.196

Best Time 4:22.265 Best Speed 101.592 On 2 Gp a

Lap	Elapsed Time	Lap Time	Lap Speed
1	5:07.946	5:07.946	85.063
2	9:30.211	4:22.265	101.592

Speed TrapU.G.P. 250cc /Supertwins 1st Practice*250cc GP*

<u>No.</u>	<u>Name</u>	<u>Lap 1</u>	<u>Lap 2</u>
1	Bryan HARDING	147	
4	Trevor REID	145	142
5	Peter WAKEFIELD		143
7	Davy MORGAN		143
9	Tuukka KORHONEN		138
17	Seamus ELLIOTT		145
18	Paul ROBINSON	139	135
21	Rob BARBER	142	140
22	Gareth KEYS	149	149
24	Tommy HENRY		128
26	Mark SHIELDS		130
29	Kevin STROWGER		140

Supertwins

<u>No.</u>	<u>Name</u>	<u>Lap 1</u>	<u>Lap 2</u>
47	Dave WALSH	133	146
53	Olie LINSDELL	145	147
54	Johnny McCAY	118	

ULSTER GRAND PRIX BIKE WEEK

250cc & SUPERTWINS

UGP Second Qualifying

Thursday, 09 August 2012

Supertwins



Qualifying Time **4:35.041** Qualifying Speed **96.873**


Pos	Class	No	Name	Machine / Sponsor	Time	Best Lap Behind	Speed	On	Total Laps	Qualifying Laps
1	TWN	77	Ryan FARQUHAR	Kawasaki 650 - KMR Kawasaki	3:49.668		116.011	3	5	3
2	TWN	53	Olie LINSDELL	Suzuki 650 - Flitwick Motorcycles	3:53.033	3.365	114.336	4	7	5
3	TWN	48	Jamie HAMILTON	Kawasaki 650 - KMR Kawasaki	3:54.270	4.602	113.732	3	4	3
4	TWN	43	Adrian ARCHIBALD	Kawasaki 650 - McKinstry Racing	3:55.020	5.352	113.369	3	4	3
5	TWN	75	William DAVISON	Kawasaki 650 - Hill Contracts	3:55.315	5.647	113.227	3	6	4
6	TWN	44	Ryan KNEEN	Kawasaki 650 - McKinstry Racing	3:55.402	5.734	113.185	3	4	3
7	TWN	68	Lee VERNON	Kawasaki 650	3:56.128	6.460	112.837	2	6	3
8	TWN	88	Ivan LINTIN	Kawasaki 650 - Ivan Lintin Racing	3:57.204	7.536	112.325	3	6	5
9	TWN	52	Russ MOUNTFORD	Kawasaki 650 - SHR	3:57.267	7.599	112.295	3	6	4
10	TWN	96	Ben WYLIE	Suzuki 650 - AFC Motorsport	3:58.102	8.434	111.901	2	6	4
11	TWN	99	Joe PHILLIPS	Yamasaki 650 - Paul Morrissey Racing	4:01.897	12.229	110.146	3	4	3
12	TWN	82	Stephen THOMPSON	Kawasaki 650 - Taylor Lindsey	4:02.372	12.704	109.930	5	6	4
13	TWN	79	Paul SHOESMITH	Kawasaki 650 - Ice Valley Motorsave	4:03.502	13.834	109.420	5	6	4
14	TWN	57	Ian MORRELL	Suzuki 650 - Gordy Hogg	4:03.982	14.314	109.205	6	7	5
15	TWN	95	Maria COSTELLO	Kawasaki 650	4:05.730	16.062	108.428	4	6	4
16	TWN	87	Geoff McMULLAN	Kawasaki 650 - KMR Kawasaki	4:06.408	16.740	108.129	5	6	5
17	TWN	97	Mark PARRETT	Kawasaki 650 - Mark Parrett Racing	4:06.770	17.102	107.971	4	5	2
18	TWN	93	Sam DUNLOP	Kawasaki 650 - Emerald Road Racing	4:08.388	18.720	107.268	6	7	5
19	TWN	47	Dave WALSH	Kawasaki 650 - DRW Racing	4:09.289	19.621	106.880	2	6	5
20	TWN	104	Anthony McCOLGAN	Kawasaki 650	4:09.304	19.636	106.873	5	7	5
21	TWN	61	Alan CONNOR	Suzuki 650 - Connor Racing	4:09.333	19.665	106.861	4	5	3
22	TWN	91	Dave COUGHLAN	Suzuki 650	4:12.239	22.571	105.630	3	6	4
23	TWN	62	Robert McCRUM	Suzuki 650 - ATH	4:13.488	23.820	105.109	4	6	4
24	TWN	102	Reuben McPHEE	Suzuki 650 - Northwest Gas	4:14.868	25.200	104.540	3	6	5
25	TWN	51	Liam CROTTY	Suzuki 650	4:16.317	26.649	103.949	5	6	4
26	TWN	105	Andrew McMULLAN	Kawasaki 650	4:19.838	30.170	102.541	5	6	4
27	TWN	50	Anthony AMBLER	Suzuki 650	4:21.113	31.445	102.040	4	6	4
28	TWN	54	Johnny McCAY	Suzuki 650	4:23.334	33.666	101.179	5	6	4
29	TWN	80	Peter SIMPSON	Kawasaki 650	4:25.518	35.850	100.347	5	6	4
30	TWN	94	Craig GIBSON	Suzuki 650 - Team Polaris Racing	4:25.757	36.089	100.257	3	6	4

Non Qualifiers

TWN	71	Davy MORGAN	Kawasaki 650 - CMS	4:33.290	43.622	97.493	2	2	<u>1</u>
TWN	98	Roy McLARNON	Suzuki 650	4:39.427	49.759	95.352	5	6	<u>0</u>
TWN	92	Michael LARKIN	Suzuki 650	5:19.628	1:29.960	83.359	1	1	<u>0</u>
TWN	103	James CHRISTIE	Suzuki 650 - Team JCR	5:32.129	1:42.461	80.222	1	1	<u>0</u>

Provisional result to be confirmed by the Stewards of the Meeting subject to completion of technical inspections & the time limit for protests

Page 2 / 2

Circuit	Dundrod	Signed		Organising Club	Dundrod & District MCC
Length(miles)	7.4011 Lap 1 (7.2763)		Chief Timekeeper	Qualifying Started	13:34
Weather	Cloudy, 25°C, 53%RH	Issued At:	14:07		
Track	Dry				

ULSTER GRAND PRIX BIKE WEEK

250cc & SUPERTWINS

UGP Second Qualifying

Thursday, 09 August 2012

DETAILED RESULT



Supertwins

Qualifying Classification

Position

1 77 Ryan FARQUHAR

Behind

Best Time **3:49.668** Best Speed **116.011** On **3** Gp **a**

Lap	Elapsed Time	Lap Time	Lap Speed
1	4:35.082	4:35.082	95.225
2	8:25.707	3:50.625	115.529
3	12:15.375	3:49.668	116.011
4	16:07.899	3:52.524	114.586
5	27:20.839	11:12.940	39.593

2 53 Olie LINSDELL

Behind **3.365**

Best Time **3:53.033** Best Speed **114.336** On **4** Gp **a**

Lap	Elapsed Time	Lap Time	Lap Speed
1	4:57.047	4:57.047	88.184
2	8:54.153	3:57.106	112.372
3	12:48.715	3:54.562	113.590
4	16:41.748	3:53.033	114.336
5	20:38.211	3:56.463	112.677
6	24:31.561	3:53.350	114.180
7	29:09.907	4:38.346	95.722

3 48 Jamie HAMILTON

Behind **4.602**

Best Time **3:54.270** Best Speed **113.732** On **3** Gp **a**

Lap	Elapsed Time	Lap Time	Lap Speed
1	4:52.964	4:52.964	89.413
2	8:48.796	3:55.832	112.979
3	12:43.066	3:54.270	113.732
4	16:49.242	4:06.176	108.231

4 43 Adrian ARCHIBALD

Behind **5.352**

Best Time **3:55.020** Best Speed **113.369** On **3** Gp **a**

Lap	Elapsed Time	Lap Time	Lap Speed
1	4:55.330	4:55.330	88.696
2	8:51.638	3:56.308	112.751
3	12:46.658	3:55.020	113.369
4	16:47.634	4:00.976	110.567

Supertwins

Qualifying Classification

Position

5 75 William DAVISON

Behind **5.647**

Best Time **3:55.315** Best Speed **113.227** On **3** Gp **a**

Lap	Elapsed Time	Lap Time	Lap Speed
1	5:40.364	5:40.364	76.961
2	9:39.879	3:59.515	111.241
3	13:35.194	3:55.315	113.227
4	17:36.932	4:01.738	110.218
5	24:21.222	6:44.290	65.903
6	28:31.876	4:10.654	106.298

6 44 Ryan KNEEN

Behind **5.734**

Best Time **3:55.402** Best Speed **113.185** On **3** Gp **a**

Lap	Elapsed Time	Lap Time	Lap Speed
1	4:57.223	4:57.223	88.131
2	8:53.930	3:56.707	112.561
3	12:49.332	3:55.402	113.185
4	16:52.569	4:03.237	109.539

7 68 Lee VERNON

Behind **6.460**

Best Time **3:56.128** Best Speed **112.837** On **2** Gp **a**

Lap	Elapsed Time	Lap Time	Lap Speed
1	4:53.389	4:53.389	89.283
2	8:49.517	3:56.128	112.837
3	12:46.513	3:56.996	112.424
4	16:49.987	4:03.474	109.432
5	24:56.003	8:06.016	54.821
6	29:43.497	4:47.494	92.677

8 88 Ivan LINTIN

Behind **7.536**

Best Time **3:57.204** Best Speed **112.325** On **3** Gp **a**

Lap	Elapsed Time	Lap Time	Lap Speed
1	5:04.016	5:04.016	86.162
2	9:04.401	4:00.385	110.839
3	13:01.605	3:57.204	112.325
4	16:59.471	3:57.866	112.012
5	20:57.301	3:57.830	112.029
6	25:00.510	4:03.209	109.552

ULSTER GRAND PRIX BIKE WEEK

250cc & SUPERTWINS

UGP Second Qualifying

Thursday, 09 August 2012

DETAILED RESULT



Supertwins

Qualifying Classification

Position

9 52 Russ MOUNTFORD

Behind 7.599

Best Time 3:57.267 Best Speed 112.295 On 3 Gp a

Lap	Elapsed Time	Lap Time	Lap Speed
1	7:26.480	7:26.480	58.669
2	11:24.382	3:57.902	111.996
3	15:21.649	3:57.267	112.295
4	19:19.509	3:57.860	112.015
5	23:16.925	3:57.416	112.225
6	28:02.159	4:45.234	93.411

10 96 Ben WYLIE

Behind 8.434

Best Time 3:58.102 Best Speed 111.901 On 2 Gp a

Lap	Elapsed Time	Lap Time	Lap Speed
1	9:28.729	9:28.729	46.058
2	13:26.831	3:58.102	111.901
3	17:27.180	4:00.349	110.855
4	21:26.614	3:59.434	111.279
5	25:28.347	4:01.733	110.221
6	30:11.390	4:43.043	94.134

11 99 Joe PHILLIPS

Behind 12.229

Best Time 4:01.897 Best Speed 110.146 On 3 Gp a

Lap	Elapsed Time	Lap Time	Lap Speed
1	5:31.567	5:31.567	79.003
2	9:38.432	4:06.865	107.929
3	13:40.329	4:01.897	110.146
4	17:44.802	4:04.473	108.985

12 82 Stephen THOMPSON

Behind 12.704

Best Time 4:02.372 Best Speed 109.930 On 5 Gp a

Lap	Elapsed Time	Lap Time	Lap Speed
1	7:54.912	7:54.912	55.157
2	12:02.361	4:07.449	107.675
3	16:11.979	4:09.618	106.739
4	21:37.901	5:25.922	81.749
5	25:40.273	4:02.372	109.930
6	30:12.949	4:32.676	97.713

Supertwins

Qualifying Classification

Position

13 79 Paul SHOESMITH

Behind 13.834

Best Time 4:03.502 Best Speed 109.420 On 5 Gp a

Lap	Elapsed Time	Lap Time	Lap Speed
1	8:12.723	8:12.723	53.163
2	12:17.192	4:04.469	108.987
3	16:22.974	4:05.782	108.405
4	20:27.986	4:05.012	108.746
5	24:31.488	4:03.502	109.420
6	29:11.736	4:40.248	95.073

14 57 Ian MORRELL

Behind 14.314

Best Time 4:03.982 Best Speed 109.205 On 6 Gp a

Lap	Elapsed Time	Lap Time	Lap Speed
1	5:10.170	5:10.170	84.453
2	9:16.168	4:05.998	108.310
3	13:23.693	4:07.525	107.641
4	17:30.202	4:06.509	108.085
5	21:34.862	4:04.660	108.902
6	25:38.844	4:03.982	109.205
7	30:37.197	4:58.353	89.303

15 95 Maria COSTELLO

Behind 16.062

Best Time 4:05.730 Best Speed 108.428 On 4 Gp a

Lap	Elapsed Time	Lap Time	Lap Speed
1	5:26.781	5:26.781	80.160
2	9:38.309	4:11.528	105.928
3	14:45.388	5:07.079	86.766
4	18:51.118	4:05.730	108.428
5	22:58.359	4:07.241	107.765
6	27:24.015	4:25.656	100.295

16 87 Geoff McMULLAN

Behind 16.740

Best Time 4:06.408 Best Speed 108.129 On 5 Gp a

Lap	Elapsed Time	Lap Time	Lap Speed
1	5:00.277	5:00.277	87.235
2	9:09.331	4:09.054	106.981
3	13:15.779	4:06.448	108.112
4	17:22.614	4:06.835	107.942
5	21:29.022	4:06.408	108.129
6	25:39.313	4:10.291	106.452

ULSTER GRAND PRIX BIKE WEEK

250cc & SUPERTWINS

UGP Second Qualifying

Thursday, 09 August 2012

DETAILED RESULT



Supertwins

Qualifying Classification

Position

17 97 Mark PARRETT

Behind 17.102

Best Time 4:06.770 Best Speed 107.971 On 4 Gp a

Lap	Elapsed Time	Lap Time	Lap Speed
1	7:39.567	7:39.567	56.999
2	11:51.970	4:12.403	105.561
3	19:17.039	7:25.069	59.865
4	23:23.809	4:06.770	107.971
5	28:31.934	5:08.125	86.471

18 93 Sam DUNLOP

Behind 18.720

Best Time 4:08.388 Best Speed 107.268 On 6 Gp a

Lap	Elapsed Time	Lap Time	Lap Speed
1	4:56.912	4:56.912	88.224
2	9:08.091	4:11.179	106.076
3	13:19.245	4:11.154	106.086
4	17:27.833	4:08.588	107.181
5	21:36.963	4:09.130	106.948
6	25:45.351	4:08.388	107.268
7	30:38.114	4:52.763	91.009

19 47 Dave WALSH

Behind 19.621

Best Time 4:09.289 Best Speed 106.880 On 2 Gp a

Lap	Elapsed Time	Lap Time	Lap Speed
1	5:13.477	5:13.477	83.562
2	9:22.766	4:09.289	106.880
3	13:33.615	4:10.849	106.215
4	17:43.571	4:09.956	106.595
5	21:54.209	4:10.638	106.305
6	26:04.713	4:10.504	106.361

20 104 Anthony McCOLGAN

Behind 19.636

Best Time 4:09.304 Best Speed 106.873 On 5 Gp a

Lap	Elapsed Time	Lap Time	Lap Speed
1	5:05.156	5:05.156	85.840
2	9:16.167	4:11.011	106.147
3	13:26.589	4:10.422	106.396
4	17:36.108	4:09.519	106.781
5	21:45.412	4:09.304	106.873
6	25:56.690	4:11.278	106.034
7	30:38.813	4:42.123	94.441

Supertwins

Qualifying Classification

Position

21 61 Alan CONNOR

Behind 19.665

Best Time 4:09.333 Best Speed 106.861 On 4 Gp a

Lap	Elapsed Time	Lap Time	Lap Speed
1	13:02.275	13:02.275	33.485
2	17:12.950	4:10.675	106.289
3	21:23.897	4:10.947	106.174
4	25:33.230	4:09.333	106.861
5	30:34.420	5:01.190	88.462

22 91 Dave COUGHLAN

Behind 22.571

Best Time 4:12.239 Best Speed 105.630 On 3 Gp a

Lap	Elapsed Time	Lap Time	Lap Speed
1	5:19.043	5:19.043	82.104
2	9:34.260	4:15.217	104.397
3	13:46.499	4:12.239	105.630
4	18:03.987	4:17.488	103.477
5	24:11.494	6:07.507	72.499
6	28:38.387	4:26.893	99.830

23 62 Robert McCRUM

Behind 23.820

Best Time 4:13.488 Best Speed 105.109 On 4 Gp a

Lap	Elapsed Time	Lap Time	Lap Speed
1	6:21.010	6:21.010	68.751
2	10:38.832	4:17.822	103.342
3	14:55.055	4:16.223	103.987
4	19:08.543	4:13.488	105.109
5	23:23.465	4:14.922	104.518
6	28:33.807	5:10.342	85.854

24 102 Reuben McPHEE

Behind 25.200

Best Time 4:14.868 Best Speed 104.540 On 3 Gp a

Lap	Elapsed Time	Lap Time	Lap Speed
1	5:19.246	5:19.246	82.052
2	9:34.197	4:14.951	104.506
3	13:49.065	4:14.868	104.540
4	18:05.469	4:16.404	103.914
5	22:20.437	4:14.968	104.499
6	26:51.564	4:31.127	98.271

ULSTER GRAND PRIX BIKE WEEK

250cc & SUPERTWINS

UGP Second Qualifying

Thursday, 09 August 2012

DETAILED RESULT



Supertwins

Qualifying Classification

Position

25 51 Liam CROTTY

Behind 26.649

Best Time 4:16.317 Best Speed 103.949 On 5 Gp a

Lap	Elapsed Time	Lap Time	Lap Speed
1	5:36.699	5:36.699	77.799
2	9:57.623	4:20.924	102.114
3	14:16.724	4:19.101	102.832
4	18:33.059	4:16.335	103.942
5	22:49.376	4:16.317	103.949
6	27:27.880	4:38.504	95.668

26 105 Andrew McMULLAN

Behind 30.170

Best Time 4:19.838 Best Speed 102.541 On 5 Gp a

Lap	Elapsed Time	Lap Time	Lap Speed
1	5:21.922	5:21.922	81.370
2	9:45.181	4:23.259	101.208
3	14:12.215	4:27.034	99.777
4	18:32.232	4:20.017	102.470
5	22:52.070	4:19.838	102.541
6	28:28.121	5:36.051	79.285

27 50 Anthony AMBLER

Behind 31.445

Best Time 4:21.113 Best Speed 102.040 On 4 Gp a

Lap	Elapsed Time	Lap Time	Lap Speed
1	5:32.660	5:32.660	78.743
2	9:55.030	4:22.370	101.551
3	14:19.019	4:23.989	100.928
4	18:40.132	4:21.113	102.040
5	23:02.280	4:22.148	101.637
6	28:24.361	5:22.081	82.724

28 54 Johnny McCAY

Behind 33.666

Best Time 4:23.334 Best Speed 101.179 On 5 Gp a

Lap	Elapsed Time	Lap Time	Lap Speed
1	5:18.909	5:18.909	82.138
2	9:44.829	4:25.920	100.195
3	14:12.123	4:27.294	99.680
4	18:39.345	4:27.222	99.707
5	23:02.679	4:23.334	101.179
6	28:25.248	5:22.569	82.599

Supertwins

Qualifying Classification

Position

29 80 Peter SIMPSON

Behind 35.850

Best Time 4:25.518 Best Speed 100.347 On 5 Gp a

Lap	Elapsed Time	Lap Time	Lap Speed
1	5:36.193	5:36.193	77.916
2	10:07.821	4:31.628	98.090
3	14:37.594	4:29.773	98.764
4	19:03.832	4:26.238	100.076
5	23:29.350	4:25.518	100.347
6	29:20.561	5:51.211	75.863

30 94 Craig GIBSON

Behind 36.089

Best Time 4:25.757 Best Speed 100.257 On 3 Gp a

Lap	Elapsed Time	Lap Time	Lap Speed
1	5:45.382	5:45.382	75.843
2	10:12.009	4:26.627	99.930
3	14:37.766	4:25.757	100.257
4	19:04.296	4:26.530	99.966
5	23:34.793	4:30.497	98.500
6	28:34.948	5:00.155	88.767

Non Qualifiers

Position

71 Davy MORGAN

Behind 43.622

Best Time 4:33.290 Best Speed 97.493 On 2 Gp a

Lap	Elapsed Time	Lap Time	Lap Speed
1	24:11.722	24:11.722	18.044
2	28:45.012	4:33.290	97.493

98 Roy McLARNON

Behind 49.759

Best Time 4:39.427 Best Speed 95.352 On 5 Gp a

Lap	Elapsed Time	Lap Time	Lap Speed
1	5:45.254	5:45.254	75.871
2	10:26.634	4:41.380	94.690
3	15:06.916	4:40.282	95.061
4	19:48.049	4:41.133	94.774
5	24:27.476	4:39.427	95.352
6	29:31.430	5:03.954	87.658

ULSTER GRAND PRIX BIKE WEEK

250cc & SUPERTWINS

UGP Second Qualifying

Thursday, 09 August 2012

DETAILED RESULT

Supertwins



Non Qualifiers

Position

92 Michael LARKIN

Behind **1:29.960**

Best Time **5:19.628** Best Speed **83.359** On 1 Gp a

Lap	Elapsed Time	Lap Time	Lap Speed
1	5:19.628	5:19.628	81.954

103 James CHRISTIE

Behind **1:42.461**

Best Time **5:32.129** Best Speed **80.222** On 1 Gp a

Lap	Elapsed Time	Lap Time	Lap Speed
1	5:32.129	5:32.129	78.869

ULSTER GRAND PRIX BIKE WEEK

250cc & SUPERTWINS

Supertwins Combined Qualifying




Pos	Class	No	Name	-----Best Time / Qual Laps-----		Session A	Session B	Overall Best Time / Speed / Total Qual Laps	
Qualifying Classification									
1	TWN	77	Ryan FARQUHAR	-----			3:49.668	3	3:49.668 116.011 3
2	TWN	53	Olie LINSDELL	4:05.293	2		3:53.033	5	3:53.033 114.336 7
3	TWN	48	Jamie HAMILTON	-----			3:54.270	3	3:54.270 113.732 3
4	TWN	43	Adrian ARCHIBALD	-----			3:55.020	3	3:55.020 113.369 3
5	TWN	75	William DAVISON	-----			3:55.315	4	3:55.315 113.227 4
6	TWN	44	Ryan KNEEN	-----			3:55.402	3	3:55.402 113.185 3
7	TWN	68	Lee VERNON	-----			3:56.128	3	3:56.128 112.837 3
8	TWN	88	Ivan LINTIN	-----			3:57.204	5	3:57.204 112.325 5
9	TWN	52	Russ MOUNTFORD	-----			3:57.267	4	3:57.267 112.295 4
10	TWN	96	Ben WYLIE	-----			3:58.102	4	3:58.102 111.901 4
11	TWN	99	Joe PHILLIPS	-----			4:01.897	3	4:01.897 110.146 3
12	TWN	82	Stephen THOMPSON	-----			4:02.372	4	4:02.372 109.930 4
13	TWN	79	Paul SHOESMITH	-----			4:03.502	4	4:03.502 109.420 4
14	TWN	57	Ian MORRELL	4:14.272	1		4:03.982	5	4:03.982 109.205 6
15	TWN	95	Maria COSTELLO	4:12.949	2		4:05.730	4	4:05.730 108.428 6
16	TWN	87	Geoff McMULLAN	4:19.945	1		4:06.408	5	4:06.408 108.129 6
17	TWN	97	Mark PARRETT	-----			4:06.770	2	4:06.770 107.971 2
18	TWN	93	Sam DUNLOP	4:22.265	1		4:08.388	5	4:08.388 107.268 6
19	TWN	47	Dave WALSH	-----			4:09.289	5	4:09.289 106.880 5
20	TWN	104	Anthony McCOLGAN	4:20.769	1		4:09.304	5	4:09.304 106.873 6
21	TWN	61	Alan CONNOR	-----			4:09.333	3	4:09.333 106.861 3
22	TWN	91	Dave COUGHLAN	-----			4:12.239	4	4:12.239 105.630 4
23	TWN	62	Robert McCRUM	-----			4:13.488	4	4:13.488 105.109 4
24	TWN	102	Reuben McPHEE	-----			4:14.868	5	4:14.868 104.540 5
25	TWN	51	Liam CROTTY	-----			4:16.317	4	4:16.317 103.949 4
26	TWN	105	Andrew McMULLAN	-----			4:19.838	4	4:19.838 102.541 4
27	TWN	50	Anthony AMBLER	-----			4:21.113	4	4:21.113 102.040 4
28	TWN	54	Johnny McCAY	-----			4:23.334	4	4:23.334 101.179 4
29	TWN	80	Peter SIMPSON	-----			4:25.518	4	4:25.518 100.347 4
30	TWN	94	Craig GIBSON	-----			4:25.757	4	4:25.757 100.257 4

Non Qualifiers

TWN	92	Michael LARKIN	-----			5:19.628	0	0
TWN	98	Roy McLARNON	-----			4:39.427	0	0
TWN	71	Davy MORGAN	-----			4:33.290	1	1
TWN	103	James CHRISTIE	-----			5:32.129	0	0

Provisional result to be confirmed by the Stewards of the Meeting subject to completion of technical inspections & the time limit for protests

Page 1 / 1

Circuit	Dundrod	Signed	Organising Club	Dundrod & District MCC
Length(miles)	7.4011 Lap 1 (7.2763)	 Chief Timekeeper		
Weather		Issued At:		
Track				

McKINSTRY SKIP HIRE ULSTER GRAND PRIX

250cc & SUPERTWINS

Dundrod 7.401 Miles

Race 3 - Wash n Dash 250cc/Maxwell Freight Services Supertwins

11/08/2012 13:00

Race (6 Laps)

RACE 3 - 250cc GP & SUPERTWINS

	94	80	54		14
	C	B	A		
74	50	105	51		13
D	C	B	A		
102	62	91			12
C	B	A			
61	104	47	93	C	11
D	C	B	A		
					10
	C	B	A		
	4	9	5		9
D	C	B	A		
	1	23	29		8
C	B	A			
18	17	21	7	B	7
D	C	B	A		
					6
	C	B	A		
	97	87	95		5
D	C	B	A		
	57	79	82		4
C	B	A			
99	96	52	88		3
D	C	B	A		
	68	44	75		2
C	B	A			
43	48	53	77	A	1
D	C	B	A		
				POLE POSITION	