



ULSTER GRAND PRIX BIKE WEEK
Wednesday 8th – Saturday 11th August 2012

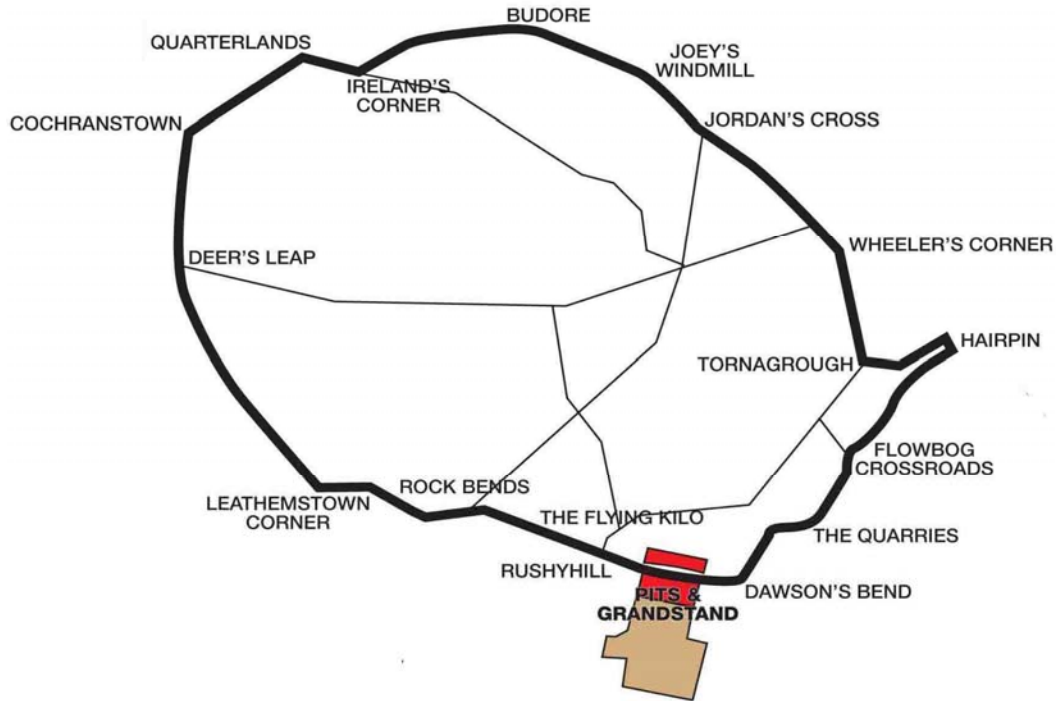
promoted by
Dundrod & District Motorcycle Club
www.ulstergrandprix.net



MAXWELL FREIGHT SERVICES
SUPERTWINS



Dundrod Circuit 7.401 miles



LAP RECORDS

Class	Name	Machine	m s	mph	Year
125cc	William Dunlop	Honda	3 55.017	113.370	2009
250cc	Darran Lindsay	Honda	3 38.634	121.866	2006
400cc	Jason Griffiths	Yamaha 400	3 58.43	111.748	2003
Moto 450	Paul Owen	Yamaha	4 36.889	96.226	2011
Supertwins	Ryan Farquhar	Kawasaki 650	3 48.345	116.683	2010
Supersport	Michael Dunlop	Yamaha	3 27.187	128.599	2010
Superstock	Ian Hutchinson	Honda	3 21.599	132.163	2010
Superbike	Bruce Anstey (NZ)	Suzuki	3 18.870	133.977	2010
Challenge 1000cc	Rob Barber	BMW	3 26.303	129.150	2012
National 750cc	Lee Johnston	Honda 600	3 36.269	123.198	2012

MOST WINS at the ULSTER GP

Joey Dunlop	24	1979 - 99
Ian Lougher	17	1998 - 11
Phillip McCallen	14	1991 - 96
Brian Reid	9	1983 - 92
Robert Dunlop	9	1990 - 03
Ryan Farquhar	8	2002 - 11

MOST WINS at the DUNDROD 150

Joey Dunlop	24	1976 - 94
Bob Jackson	11	1981 - 98
Ray McCullough	10	1965 - 82
Brian Reid	8	1984 - 93
Robert Dunlop	8	1984 - 07
Denis McCullough	7	1989 - 00

ALL TIME IRISH ROAD RACE WINNERS (after the Dundrod 150 2012)

Most Wins at All Irish Road Race Meetings

1. Ryan Farquhar	198	1995-12
2. Joey Dunlop	156	1971-00
3. Robert Dunlop	135	1980-08
4. Ray McCullough	109	1960-82
Phillip McCallen	109	1987-99
6. Brian Reid	78	1980-94
7. William Dunlop	77	2005-12
8. Darran Lindsay	75	1999-06
9. James Courtney	66	1992-99
10. Adrian Archibald	64	1994-06

ULSTER GRAND PRIX BIKE WEEK

250cc & SUPERTWINS

UGP First Qualifying

Wednesday, 08 August 2012

Supertwins



Qualifying Time

5:01.077

Qualifying Speed

88.495

Pos	Class	No	Name	Machine / Sponsor	----- Time	Best Lap Behind	----- Speed	On	Total Laps	Qualifying Laps
Qualifying Classification										
1	TWN	53	Olie LINSDELL	Suzuki 650 - Flitwick Motorcycles	4:05.293	6.224	108.621	2	2	2
2	TWN	95	Maria COSTELLO	Kawasaki 650	4:12.949	13.880	105.333	2	2	2
Non Qualifiers										
	TWN	57	Ian MORRELL	Suzuki 650 - Gordy Hogg	4:14.272	15.203	104.785	2	2	1
	TWN	87	Geoff McMULLAN	Kawasaki 650 - KMR Kawasaki	4:19.945	20.876	102.498	2	2	1
	TWN	104	Anthony McCOLGAN	Kawasaki 650	4:20.769	21.700	102.175	2	2	1
	TWN	93	Sam DUNLOP	Kawasaki 650 - Emerald Road Racing	4:22.265	23.196	101.592	2	2	1

Provisional result to be confirmed by the Stewards of the Meeting subject to completion of technical inspections & the time limit for protests

Page 2 / 2

Circuit	Dundrod	Signed		Organising Club	Dundrod & District MCC
Length(miles)	7.4011 Lap 1 (7.2763)		Chief Timekeeper	Qualifying Started	20:24
Weather	Sunny, 13°C, 79%RH	Issued At:	20:43		
Track	Dry				



MCUI Ulster
Centre Timing
powered by
e-Laps timing software

www.elaps-timing.com



ULSTER GRAND PRIX BIKE WEEK

250cc & SUPERTWINS

UGP First Qualifying

Wednesday, 08 August 2012

DETAILED RESULT



Supertwins

Qualifying Classification

Position

1 53 Olie LINSDELL

Behind 6.224

Best Time 4:05.293 Best Speed 108.621 On 2 Gp a

Lap	Elapsed Time	Lap Time	Lap Speed
1	4:43.887	4:43.887	92.272
2	8:49.180	4:05.293	108.621

2 95 Maria COSTELLO

Behind 13.880

Best Time 4:12.949 Best Speed 105.333 On 2 Gp a

Lap	Elapsed Time	Lap Time	Lap Speed
1	4:44.367	4:44.367	92.116
2	8:57.316	4:12.949	105.333

Non Qualifiers

Position

57 Ian MORRELL

Behind 15.203

Best Time 4:14.272 Best Speed 104.785 On 2 Gp a

Lap	Elapsed Time	Lap Time	Lap Speed
1	5:07.997	5:07.997	85.048
2	9:22.269	4:14.272	104.785

87 Geoff McMULLAN

Behind 20.876

Best Time 4:19.945 Best Speed 102.498 On 2 Gp a

Lap	Elapsed Time	Lap Time	Lap Speed
1	5:16.345	5:16.345	82.804
2	9:36.290	4:19.945	102.498

104 Anthony McCOLGAN

Behind 21.700

Best Time 4:20.769 Best Speed 102.175 On 2 Gp a

Lap	Elapsed Time	Lap Time	Lap Speed
1	5:06.210	5:06.210	85.545
2	9:26.979	4:20.769	102.175

Supertwins

Non Qualifiers

Position

93 Sam DUNLOP

Behind 23.196

Best Time 4:22.265 Best Speed 101.592 On 2 Gp a

Lap	Elapsed Time	Lap Time	Lap Speed
1	5:07.946	5:07.946	85.063
2	9:30.211	4:22.265	101.592

Speed TrapU.G.P. 250cc /Supertwins 1st Practice*250cc GP*

<u>No.</u>	<u>Name</u>	<u>Lap 1</u>	<u>Lap 2</u>
1	Bryan HARDING	147	
4	Trevor REID	145	142
5	Peter WAKEFIELD		143
7	Davy MORGAN		143
9	Tuukka KORHONEN		138
17	Seamus ELLIOTT		145
18	Paul ROBINSON	139	135
21	Rob BARBER	142	140
22	Gareth KEYS	149	149
24	Tommy HENRY		128
26	Mark SHIELDS		130
29	Kevin STROWGER		140

Supertwins

<u>No.</u>	<u>Name</u>	<u>Lap 1</u>	<u>Lap 2</u>
47	Dave WALSH	133	146
53	Olie LINSDELL	145	147
54	Johnny McCAY	118	

ULSTER GRAND PRIX BIKE WEEK

250cc & SUPERTWINS

UGP Second Qualifying

Thursday, 09 August 2012

Supertwins



Qualifying Time **4:35.041** Qualifying Speed **96.873**


Pos	Class	No	Name	Machine / Sponsor	Time	Best Lap Behind	Speed	On	Total Laps	Qualifying Laps
1	TWN	77	Ryan FARQUHAR	Kawasaki 650 - KMR Kawasaki	3:49.668		116.011	3	5	3
2	TWN	53	Olie LINSDELL	Suzuki 650 - Flitwick Motorcycles	3:53.033	3.365	114.336	4	7	5
3	TWN	48	Jamie HAMILTON	Kawasaki 650 - KMR Kawasaki	3:54.270	4.602	113.732	3	4	3
4	TWN	43	Adrian ARCHIBALD	Kawasaki 650 - McKinstry Racing	3:55.020	5.352	113.369	3	4	3
5	TWN	75	William DAVISON	Kawasaki 650 - Hill Contracts	3:55.315	5.647	113.227	3	6	4
6	TWN	44	Ryan KNEEN	Kawasaki 650 - McKinstry Racing	3:55.402	5.734	113.185	3	4	3
7	TWN	68	Lee VERNON	Kawasaki 650	3:56.128	6.460	112.837	2	6	3
8	TWN	88	Ivan LINTIN	Kawasaki 650 - Ivan Lintin Racing	3:57.204	7.536	112.325	3	6	5
9	TWN	52	Russ MOUNTFORD	Kawasaki 650 - SHR	3:57.267	7.599	112.295	3	6	4
10	TWN	96	Ben WYLIE	Suzuki 650 - AFC Motorsport	3:58.102	8.434	111.901	2	6	4
11	TWN	99	Joe PHILLIPS	Yamasaki 650 - Paul Morrissey Racing	4:01.897	12.229	110.146	3	4	3
12	TWN	82	Stephen THOMPSON	Kawasaki 650 - Taylor Lindsey	4:02.372	12.704	109.930	5	6	4
13	TWN	79	Paul SHOESMITH	Kawasaki 650 - Ice Valley Motorsave	4:03.502	13.834	109.420	5	6	4
14	TWN	57	Ian MORRELL	Suzuki 650 - Gordy Hogg	4:03.982	14.314	109.205	6	7	5
15	TWN	95	Maria COSTELLO	Kawasaki 650	4:05.730	16.062	108.428	4	6	4
16	TWN	87	Geoff McMULLAN	Kawasaki 650 - KMR Kawasaki	4:06.408	16.740	108.129	5	6	5
17	TWN	97	Mark PARRETT	Kawasaki 650 - Mark Parrett Racing	4:06.770	17.102	107.971	4	5	2
18	TWN	93	Sam DUNLOP	Kawasaki 650 - Emerald Road Racing	4:08.388	18.720	107.268	6	7	5
19	TWN	47	Dave WALSH	Kawasaki 650 - DRW Racing	4:09.289	19.621	106.880	2	6	5
20	TWN	104	Anthony McCOLGAN	Kawasaki 650	4:09.304	19.636	106.873	5	7	5
21	TWN	61	Alan CONNOR	Suzuki 650 - Connor Racing	4:09.333	19.665	106.861	4	5	3
22	TWN	91	Dave COUGHLAN	Suzuki 650	4:12.239	22.571	105.630	3	6	4
23	TWN	62	Robert McCRUM	Suzuki 650 - ATH	4:13.488	23.820	105.109	4	6	4
24	TWN	102	Reuben McPHEE	Suzuki 650 - Northwest Gas	4:14.868	25.200	104.540	3	6	5
25	TWN	51	Liam CROTTY	Suzuki 650	4:16.317	26.649	103.949	5	6	4
26	TWN	105	Andrew McMULLAN	Kawasaki 650	4:19.838	30.170	102.541	5	6	4
27	TWN	50	Anthony AMBLER	Suzuki 650	4:21.113	31.445	102.040	4	6	4
28	TWN	54	Johnny McCAY	Suzuki 650	4:23.334	33.666	101.179	5	6	4
29	TWN	80	Peter SIMPSON	Kawasaki 650	4:25.518	35.850	100.347	5	6	4
30	TWN	94	Craig GIBSON	Suzuki 650 - Team Polaris Racing	4:25.757	36.089	100.257	3	6	4

Non Qualifiers

TWN	71	Davy MORGAN	Kawasaki 650 - CMS	4:33.290	43.622	97.493	2	2	<u>1</u>
TWN	98	Roy McLARNON	Suzuki 650	4:39.427	49.759	95.352	5	6	<u>0</u>
TWN	92	Michael LARKIN	Suzuki 650	5:19.628	1:29.960	83.359	1	1	<u>0</u>
TWN	103	James CHRISTIE	Suzuki 650 - Team JCR	5:32.129	1:42.461	80.222	1	1	<u>0</u>

Provisional result to be confirmed by the Stewards of the Meeting subject to completion of technical inspections & the time limit for protests

Page 2 / 2

Circuit	Dundrod	Signed		Organising Club	Dundrod & District MCC
Length(miles)	7.4011 Lap 1 (7.2763)		Chief Timekeeper	Qualifying Started	13:34
Weather	Cloudy, 25°C, 53%RH	Issued At:	14:07		
Track	Dry				

ULSTER GRAND PRIX BIKE WEEK

250cc & SUPERTWINS

UGP Second Qualifying

Thursday, 09 August 2012

DETAILED RESULT



Supertwins

Qualifying Classification

Position

1 77 Ryan FARQUHAR

Behind

Best Time **3:49.668** Best Speed **116.011** On **3** Gp **a**

Lap	Elapsed Time	Lap Time	Lap Speed
1	4:35.082	4:35.082	95.225
2	8:25.707	3:50.625	115.529
3	12:15.375	3:49.668	116.011
4	16:07.899	3:52.524	114.586
5	27:20.839	11:12.940	39.593

2 53 Olie LINSDELL

Behind **3.365**

Best Time **3:53.033** Best Speed **114.336** On **4** Gp **a**

Lap	Elapsed Time	Lap Time	Lap Speed
1	4:57.047	4:57.047	88.184
2	8:54.153	3:57.106	112.372
3	12:48.715	3:54.562	113.590
4	16:41.748	3:53.033	114.336
5	20:38.211	3:56.463	112.677
6	24:31.561	3:53.350	114.180
7	29:09.907	4:38.346	95.722

3 48 Jamie HAMILTON

Behind **4.602**

Best Time **3:54.270** Best Speed **113.732** On **3** Gp **a**

Lap	Elapsed Time	Lap Time	Lap Speed
1	4:52.964	4:52.964	89.413
2	8:48.796	3:55.832	112.979
3	12:43.066	3:54.270	113.732
4	16:49.242	4:06.176	108.231

4 43 Adrian ARCHIBALD

Behind **5.352**

Best Time **3:55.020** Best Speed **113.369** On **3** Gp **a**

Lap	Elapsed Time	Lap Time	Lap Speed
1	4:55.330	4:55.330	88.696
2	8:51.638	3:56.308	112.751
3	12:46.658	3:55.020	113.369
4	16:47.634	4:00.976	110.567

Supertwins

Qualifying Classification

Position

5 75 William DAVISON

Behind **5.647**

Best Time **3:55.315** Best Speed **113.227** On **3** Gp **a**

Lap	Elapsed Time	Lap Time	Lap Speed
1	5:40.364	5:40.364	76.961
2	9:39.879	3:59.515	111.241
3	13:35.194	3:55.315	113.227
4	17:36.932	4:01.738	110.218
5	24:21.222	6:44.290	65.903
6	28:31.876	4:10.654	106.298

6 44 Ryan KNEEN

Behind **5.734**

Best Time **3:55.402** Best Speed **113.185** On **3** Gp **a**

Lap	Elapsed Time	Lap Time	Lap Speed
1	4:57.223	4:57.223	88.131
2	8:53.930	3:56.707	112.561
3	12:49.332	3:55.402	113.185
4	16:52.569	4:03.237	109.539

7 68 Lee VERNON

Behind **6.460**

Best Time **3:56.128** Best Speed **112.837** On **2** Gp **a**

Lap	Elapsed Time	Lap Time	Lap Speed
1	4:53.389	4:53.389	89.283
2	8:49.517	3:56.128	112.837
3	12:46.513	3:56.996	112.424
4	16:49.987	4:03.474	109.432
5	24:56.003	8:06.016	54.821
6	29:43.497	4:47.494	92.677

8 88 Ivan LINTIN

Behind **7.536**

Best Time **3:57.204** Best Speed **112.325** On **3** Gp **a**

Lap	Elapsed Time	Lap Time	Lap Speed
1	5:04.016	5:04.016	86.162
2	9:04.401	4:00.385	110.839
3	13:01.605	3:57.204	112.325
4	16:59.471	3:57.866	112.012
5	20:57.301	3:57.830	112.029
6	25:00.510	4:03.209	109.552

ULSTER GRAND PRIX BIKE WEEK

250cc & SUPERTWINS

UGP Second Qualifying

Thursday, 09 August 2012

DETAILED RESULT



Supertwins

Qualifying Classification

Position

9 52 Russ MOUNTFORD

Behind 7.599

Best Time 3:57.267 Best Speed 112.295 On 3 Gp a

Lap	Elapsed Time	Lap Time	Lap Speed
1	7:26.480	7:26.480	58.669
2	11:24.382	3:57.902	111.996
3	15:21.649	3:57.267	112.295
4	19:19.509	3:57.860	112.015
5	23:16.925	3:57.416	112.225
6	28:02.159	4:45.234	93.411

10 96 Ben WYLIE

Behind 8.434

Best Time 3:58.102 Best Speed 111.901 On 2 Gp a

Lap	Elapsed Time	Lap Time	Lap Speed
1	9:28.729	9:28.729	46.058
2	13:26.831	3:58.102	111.901
3	17:27.180	4:00.349	110.855
4	21:26.614	3:59.434	111.279
5	25:28.347	4:01.733	110.221
6	30:11.390	4:43.043	94.134

11 99 Joe PHILLIPS

Behind 12.229

Best Time 4:01.897 Best Speed 110.146 On 3 Gp a

Lap	Elapsed Time	Lap Time	Lap Speed
1	5:31.567	5:31.567	79.003
2	9:38.432	4:06.865	107.929
3	13:40.329	4:01.897	110.146
4	17:44.802	4:04.473	108.985

12 82 Stephen THOMPSON

Behind 12.704

Best Time 4:02.372 Best Speed 109.930 On 5 Gp a

Lap	Elapsed Time	Lap Time	Lap Speed
1	7:54.912	7:54.912	55.157
2	12:02.361	4:07.449	107.675
3	16:11.979	4:09.618	106.739
4	21:37.901	5:25.922	81.749
5	25:40.273	4:02.372	109.930
6	30:12.949	4:32.676	97.713

Supertwins

Qualifying Classification

Position

13 79 Paul SHOESMITH

Behind 13.834

Best Time 4:03.502 Best Speed 109.420 On 5 Gp a

Lap	Elapsed Time	Lap Time	Lap Speed
1	8:12.723	8:12.723	53.163
2	12:17.192	4:04.469	108.987
3	16:22.974	4:05.782	108.405
4	20:27.986	4:05.012	108.746
5	24:31.488	4:03.502	109.420
6	29:11.736	4:40.248	95.073

14 57 Ian MORRELL

Behind 14.314

Best Time 4:03.982 Best Speed 109.205 On 6 Gp a

Lap	Elapsed Time	Lap Time	Lap Speed
1	5:10.170	5:10.170	84.453
2	9:16.168	4:05.998	108.310
3	13:23.693	4:07.525	107.641
4	17:30.202	4:06.509	108.085
5	21:34.862	4:04.660	108.902
6	25:38.844	4:03.982	109.205
7	30:37.197	4:58.353	89.303

15 95 Maria COSTELLO

Behind 16.062

Best Time 4:05.730 Best Speed 108.428 On 4 Gp a

Lap	Elapsed Time	Lap Time	Lap Speed
1	5:26.781	5:26.781	80.160
2	9:38.309	4:11.528	105.928
3	14:45.388	5:07.079	86.766
4	18:51.118	4:05.730	108.428
5	22:58.359	4:07.241	107.765
6	27:24.015	4:25.656	100.295

16 87 Geoff McMULLAN

Behind 16.740

Best Time 4:06.408 Best Speed 108.129 On 5 Gp a

Lap	Elapsed Time	Lap Time	Lap Speed
1	5:00.277	5:00.277	87.235
2	9:09.331	4:09.054	106.981
3	13:15.779	4:06.448	108.112
4	17:22.614	4:06.835	107.942
5	21:29.022	4:06.408	108.129
6	25:39.313	4:10.291	106.452

ULSTER GRAND PRIX BIKE WEEK

250cc & SUPERTWINS

UGP Second Qualifying

Thursday, 09 August 2012

DETAILED RESULT



Supertwins

Qualifying Classification

Position

17 97 Mark PARRETT

Behind 17.102

Best Time 4:06.770 Best Speed 107.971 On 4 Gp a

Lap	Elapsed Time	Lap Time	Lap Speed
1	7:39.567	7:39.567	56.999
2	11:51.970	4:12.403	105.561
3	19:17.039	7:25.069	59.865
4	23:23.809	4:06.770	107.971
5	28:31.934	5:08.125	86.471

18 93 Sam DUNLOP

Behind 18.720

Best Time 4:08.388 Best Speed 107.268 On 6 Gp a

Lap	Elapsed Time	Lap Time	Lap Speed
1	4:56.912	4:56.912	88.224
2	9:08.091	4:11.179	106.076
3	13:19.245	4:11.154	106.086
4	17:27.833	4:08.588	107.181
5	21:36.963	4:09.130	106.948
6	25:45.351	4:08.388	107.268
7	30:38.114	4:52.763	91.009

19 47 Dave WALSH

Behind 19.621

Best Time 4:09.289 Best Speed 106.880 On 2 Gp a

Lap	Elapsed Time	Lap Time	Lap Speed
1	5:13.477	5:13.477	83.562
2	9:22.766	4:09.289	106.880
3	13:33.615	4:10.849	106.215
4	17:43.571	4:09.956	106.595
5	21:54.209	4:10.638	106.305
6	26:04.713	4:10.504	106.361

20 104 Anthony McCOLGAN

Behind 19.636

Best Time 4:09.304 Best Speed 106.873 On 5 Gp a

Lap	Elapsed Time	Lap Time	Lap Speed
1	5:05.156	5:05.156	85.840
2	9:16.167	4:11.011	106.147
3	13:26.589	4:10.422	106.396
4	17:36.108	4:09.519	106.781
5	21:45.412	4:09.304	106.873
6	25:56.690	4:11.278	106.034
7	30:38.813	4:42.123	94.441

Supertwins

Qualifying Classification

Position

21 61 Alan CONNOR

Behind 19.665

Best Time 4:09.333 Best Speed 106.861 On 4 Gp a

Lap	Elapsed Time	Lap Time	Lap Speed
1	13:02.275	13:02.275	33.485
2	17:12.950	4:10.675	106.289
3	21:23.897	4:10.947	106.174
4	25:33.230	4:09.333	106.861
5	30:34.420	5:01.190	88.462

22 91 Dave COUGHLAN

Behind 22.571

Best Time 4:12.239 Best Speed 105.630 On 3 Gp a

Lap	Elapsed Time	Lap Time	Lap Speed
1	5:19.043	5:19.043	82.104
2	9:34.260	4:15.217	104.397
3	13:46.499	4:12.239	105.630
4	18:03.987	4:17.488	103.477
5	24:11.494	6:07.507	72.499
6	28:38.387	4:26.893	99.830

23 62 Robert McCRUM

Behind 23.820

Best Time 4:13.488 Best Speed 105.109 On 4 Gp a

Lap	Elapsed Time	Lap Time	Lap Speed
1	6:21.010	6:21.010	68.751
2	10:38.832	4:17.822	103.342
3	14:55.055	4:16.223	103.987
4	19:08.543	4:13.488	105.109
5	23:23.465	4:14.922	104.518
6	28:33.807	5:10.342	85.854

24 102 Reuben McPHEE

Behind 25.200

Best Time 4:14.868 Best Speed 104.540 On 3 Gp a

Lap	Elapsed Time	Lap Time	Lap Speed
1	5:19.246	5:19.246	82.052
2	9:34.197	4:14.951	104.506
3	13:49.065	4:14.868	104.540
4	18:05.469	4:16.404	103.914
5	22:20.437	4:14.968	104.499
6	26:51.564	4:31.127	98.271

ULSTER GRAND PRIX BIKE WEEK

250cc & SUPERTWINS

UGP Second Qualifying

Thursday, 09 August 2012

DETAILED RESULT



Supertwins

Qualifying Classification

Position

25 51 Liam CROTTY

Behind 26.649

Best Time 4:16.317 Best Speed 103.949 On 5 Gp a

Lap	Elapsed Time	Lap Time	Lap Speed
1	5:36.699	5:36.699	77.799
2	9:57.623	4:20.924	102.114
3	14:16.724	4:19.101	102.832
4	18:33.059	4:16.335	103.942
5	22:49.376	4:16.317	103.949
6	27:27.880	4:38.504	95.668

26 105 Andrew McMULLAN

Behind 30.170

Best Time 4:19.838 Best Speed 102.541 On 5 Gp a

Lap	Elapsed Time	Lap Time	Lap Speed
1	5:21.922	5:21.922	81.370
2	9:45.181	4:23.259	101.208
3	14:12.215	4:27.034	99.777
4	18:32.232	4:20.017	102.470
5	22:52.070	4:19.838	102.541
6	28:28.121	5:36.051	79.285

27 50 Anthony AMBLER

Behind 31.445

Best Time 4:21.113 Best Speed 102.040 On 4 Gp a

Lap	Elapsed Time	Lap Time	Lap Speed
1	5:32.660	5:32.660	78.743
2	9:55.030	4:22.370	101.551
3	14:19.019	4:23.989	100.928
4	18:40.132	4:21.113	102.040
5	23:02.280	4:22.148	101.637
6	28:24.361	5:22.081	82.724

28 54 Johnny McCAY

Behind 33.666

Best Time 4:23.334 Best Speed 101.179 On 5 Gp a

Lap	Elapsed Time	Lap Time	Lap Speed
1	5:18.909	5:18.909	82.138
2	9:44.829	4:25.920	100.195
3	14:12.123	4:27.294	99.680
4	18:39.345	4:27.222	99.707
5	23:02.679	4:23.334	101.179
6	28:25.248	5:22.569	82.599

Supertwins

Qualifying Classification

Position

29 80 Peter SIMPSON

Behind 35.850

Best Time 4:25.518 Best Speed 100.347 On 5 Gp a

Lap	Elapsed Time	Lap Time	Lap Speed
1	5:36.193	5:36.193	77.916
2	10:07.821	4:31.628	98.090
3	14:37.594	4:29.773	98.764
4	19:03.832	4:26.238	100.076
5	23:29.350	4:25.518	100.347
6	29:20.561	5:51.211	75.863

30 94 Craig GIBSON

Behind 36.089

Best Time 4:25.757 Best Speed 100.257 On 3 Gp a

Lap	Elapsed Time	Lap Time	Lap Speed
1	5:45.382	5:45.382	75.843
2	10:12.009	4:26.627	99.930
3	14:37.766	4:25.757	100.257
4	19:04.296	4:26.530	99.966
5	23:34.793	4:30.497	98.500
6	28:34.948	5:00.155	88.767

Non Qualifiers

Position

71 Davy MORGAN

Behind 43.622

Best Time 4:33.290 Best Speed 97.493 On 2 Gp a

Lap	Elapsed Time	Lap Time	Lap Speed
1	24:11.722	24:11.722	18.044
2	28:45.012	4:33.290	97.493

98 Roy McLARNON

Behind 49.759

Best Time 4:39.427 Best Speed 95.352 On 5 Gp a

Lap	Elapsed Time	Lap Time	Lap Speed
1	5:45.254	5:45.254	75.871
2	10:26.634	4:41.380	94.690
3	15:06.916	4:40.282	95.061
4	19:48.049	4:41.133	94.774
5	24:27.476	4:39.427	95.352
6	29:31.430	5:03.954	87.658

ULSTER GRAND PRIX BIKE WEEK

250cc & SUPERTWINS

UGP Second Qualifying

Thursday, 09 August 2012

DETAILED RESULT

Supertwins



Non Qualifiers

Position

92 Michael LARKIN

Behind 1:29.960

Best Time 5:19.628 Best Speed 83.359 On 1 Gp a

Lap	Elapsed Time	Lap Time	Lap Speed
1	5:19.628	5:19.628	81.954

103 James CHRISTIE

Behind 1:42.461

Best Time 5:32.129 Best Speed 80.222 On 1 Gp a

Lap	Elapsed Time	Lap Time	Lap Speed
1	5:32.129	5:32.129	78.869

Speed TrapU.G.P. 250cc GP / Supertwins 2nd Practice*250cc GP*

No.	Name	<u>Lap 1</u>	<u>Lap 2</u>	<u>Lap 3</u>	<u>Lap 4</u>	<u>Lap 5</u>	<u>Lap 6</u>	<u>Lap 7</u>
1	Bryan HARDING		146		142	136	143	
4	Trevor REID			127				
5	Peter WAKEFIELD					145		
7	Davy MORGAN		148	142	142			
9	Tuukka KORHONEN						132	135
17	Seamus ELLIOTT		139	144				
18	Paul ROBINSON				127	148		149
23	Wolfgang SCHUSTER					145	146	
29	Kevin STROWGER			129	140	138		

Supertwins

No.	Name	<u>Lap 1</u>	<u>Lap 2</u>	<u>Lap 3</u>	<u>Lap 4</u>	<u>Lap 5</u>	<u>Lap 6</u>	<u>Lap 7</u>
43	Adrian ARCHIBALD			144				
47	Dave WALSH	147	139	138	137		136	135
48	Jamie HAMILTON	146		145				
50	Anthony AMBLER			137			134	
51	Liam CROTTY					139		
52	Russ MOUNTFORD		136	146	144	144	145	144
53	Olie LINSDELL				145	143	147	
57	Ian MORRELL	146			147		146	
61	Alan CONNOR			136	143	137		
62	Robert McCRUM				138	139		
68	Lee VERNON							139
69	Ronnie SCOTT		157	162				
71	Davy MORGAN							142
75	William DAVISON		149	149	149			147
77	Ryan FARQUHAR	148		147	146	144		
79	Paul SHOESMITH			142	142	139		144
80	Peter SIMPSON			147				131
82	Stephen THOMPSON							143
87	Geoff McMULLAN				144	135		
91	Dave COUGHLAN		138	140	134			
93	Sam DUNLOP				143			
94	Craig GIBSON			122				129
95	Maria COSTELLO		146			146	145	
96	Ben WYLIE			145		142		141
97	Mark PARRETT			140		144		139
98	Roy McLARNON			120	131			
99	Joe PHILLIPS				144			
103	James CHRISTIE		142					
104	Anthony McCOLGAN	139					133	133
105	Andrew McMULLAN		135					

ULSTER GRAND PRIX BIKE WEEK

250cc & SUPERTWINS

Supertwins Combined Qualifying




Pos	Class	No	Name	-----Best Time / Qual Laps-----		Session A	Session B	Overall Best Time / Speed / Total Qual Laps	
Qualifying Classification									
1	TWN	77	Ryan FARQUHAR	-----			3:49.668	3	3:49.668 116.011 3
2	TWN	53	Olie LINSDELL	4:05.293	2		3:53.033	5	3:53.033 114.336 7
3	TWN	48	Jamie HAMILTON	-----			3:54.270	3	3:54.270 113.732 3
4	TWN	43	Adrian ARCHIBALD	-----			3:55.020	3	3:55.020 113.369 3
5	TWN	75	William DAVISON	-----			3:55.315	4	3:55.315 113.227 4
6	TWN	44	Ryan KNEEN	-----			3:55.402	3	3:55.402 113.185 3
7	TWN	68	Lee VERNON	-----			3:56.128	3	3:56.128 112.837 3
8	TWN	88	Ivan LINTIN	-----			3:57.204	5	3:57.204 112.325 5
9	TWN	52	Russ MOUNTFORD	-----			3:57.267	4	3:57.267 112.295 4
10	TWN	96	Ben WYLIE	-----			3:58.102	4	3:58.102 111.901 4
11	TWN	99	Joe PHILLIPS	-----			4:01.897	3	4:01.897 110.146 3
12	TWN	82	Stephen THOMPSON	-----			4:02.372	4	4:02.372 109.930 4
13	TWN	79	Paul SHOESMITH	-----			4:03.502	4	4:03.502 109.420 4
14	TWN	57	Ian MORRELL	4:14.272	1		4:03.982	5	4:03.982 109.205 6
15	TWN	95	Maria COSTELLO	4:12.949	2		4:05.730	4	4:05.730 108.428 6
16	TWN	87	Geoff McMULLAN	4:19.945	1		4:06.408	5	4:06.408 108.129 6
17	TWN	97	Mark PARRETT	-----			4:06.770	2	4:06.770 107.971 2
18	TWN	93	Sam DUNLOP	4:22.265	1		4:08.388	5	4:08.388 107.268 6
19	TWN	47	Dave WALSH	-----			4:09.289	5	4:09.289 106.880 5
20	TWN	104	Anthony McCOLGAN	4:20.769	1		4:09.304	5	4:09.304 106.873 6
21	TWN	61	Alan CONNOR	-----			4:09.333	3	4:09.333 106.861 3
22	TWN	91	Dave COUGHLAN	-----			4:12.239	4	4:12.239 105.630 4
23	TWN	62	Robert McCRUM	-----			4:13.488	4	4:13.488 105.109 4
24	TWN	102	Reuben McPHEE	-----			4:14.868	5	4:14.868 104.540 5
25	TWN	51	Liam CROTTY	-----			4:16.317	4	4:16.317 103.949 4
26	TWN	105	Andrew McMULLAN	-----			4:19.838	4	4:19.838 102.541 4
27	TWN	50	Anthony AMBLER	-----			4:21.113	4	4:21.113 102.040 4
28	TWN	54	Johnny McCAY	-----			4:23.334	4	4:23.334 101.179 4
29	TWN	80	Peter SIMPSON	-----			4:25.518	4	4:25.518 100.347 4
30	TWN	94	Craig GIBSON	-----			4:25.757	4	4:25.757 100.257 4

Non Qualifiers

TWN	92	Michael LARKIN	-----			5:19.628	0	0
TWN	98	Roy McLARNON	-----			4:39.427	0	0
TWN	71	Davy MORGAN	-----			4:33.290	1	1
TWN	103	James CHRISTIE	-----			5:32.129	0	0

Provisional result to be confirmed by the Stewards of the Meeting subject to completion of technical inspections & the time limit for protests

Page 1 / 1

Circuit	Dundrod	Signed	Organising Club	Dundrod & District MCC
Length(miles)	7.4011 Lap 1 (7.2763)	 Chief Timekeeper		
Weather		Issued At:		
Track				

McKINSTRY SKIP HIRE ULSTER GRAND PRIX

250cc & SUPERTWINS

Dundrod 7.401 Miles

Race 3 - Wash n Dash 250cc/Maxwell Freight Services Supertwins

11/08/2012 13:00

Race (6 Laps)

RACE 3 - 250cc GP & SUPERTWINS

	94	80	54		14
	C	B	A		
74	50	105	51		13
D	C	B	A		
102	62	91			12
C	B	A			
61	104	47	93	C	11
D	C	B	A		
<hr/>					
	4	9	5		10
	C	B	A		
D	1	23	29		9
	C	B	A		
18	17	21	7	B	8
D	C	B	A		
<hr/>					
	97	87	95		6
	C	B	A		
D	57	79	82		5
	C	B	A		
99	96	52	88		4
D	C	B	A		
68	44	75			3
C	B	A			
43	48	53	77	A	2
D	C	B	A		
			77	A	1
			A		

POLE POSITION A



Promoted by Dundrod and District Motorcycle Club

Orbits

Provisional result to be confirmed by the Stewards of the Meeting subject to the completion of technical inspections and the time limit for protests.

MCUI (Ulster Centre) Timing @ www.elaps-timing.com

www.amb-it.com
 www.mylaps.com
 Licensed to: MCUI

ULSTER GRAND PRIX BIKE WEEK

250cc & SUPERTWINS

Race 3 - 250cc / Supertwins

Saturday, 11 August 2012



Wash 'n' Dash 250cc

Pos	Class	No	Name	Machine / Sponsor	Gp	Laps	Total Time	Behind	Speed	-----Best Lap-----		
										Time	Speed	On
1	250	7	Davy MORGAN	Honda - DM71 Supporters Club	b	3	11:42.286		113.177	3:52.095	114.798	2
2	250	17	Seamus ELLIOTT	Honda - Logan Racing	b	3	11:56.021	13.735	111.006	3:58.082	111.911	2
3	250	29	Kevin STROWGER	Honda	b	3	12:01.952	19.666	110.094	3:59.514	111.242	2
4	250	21	Rob BARBER	Honda	b	3	12:08.271	25.985	109.139	4:02.110	110.049	2
5	250	1	Bryan HARDING	Honda	b	3	12:31.352	49.066	105.786	4:06.771	107.970	3
6	250	5	Peter WAKEFIELD	Honda - PW Racing	b	3	12:31.635	49.349	105.746	4:07.740	107.548	2
7	250	9	Tuukka KORHONEN	Honda	b	3	12:34.096	51.810	105.401	4:08.569	107.189	2
8	250	23	Wolfgang SCHUSTER	Yamaha	b	3	13:41.041	1:58.755	96.807	4:35.944	96.556	2

Fastest Lap

250	7	Davy MORGAN	Honda - DM71 Supporters Club	b						3:52.095	114.798	2
-----	---	-------------	------------------------------	---	--	--	--	--	--	----------	---------	---

Not Classified

DNF	250	18	Paul ROBINSON	Honda - Roy Hanna Motors	b	3	11:47.441	12.980	112.352	3:52.101	114.795	2
-----	-----	----	---------------	--------------------------	---	---	-----------	--------	---------	----------	---------	---

Race red flagged after leader had taken chequered flag. Result taken at 4 laps for leader and at 3 laps for all others still active in race at red flag

Maxwell Freight Services Supertwins

Pos	Class	No	Name	Machine / Sponsor	Gp	Laps	Total Time	Behind	Speed	-----Best Lap-----		
										Time	Speed	On

Race Classification

1	TWN	77	Ryan FARQUHAR	Kawasaki 650 - KMR Kawasaki	a	4	15:07.279		116.972	3:44.917	118.461	2
2	TWN	48	Jamie HAMILTON	Kawasaki 650 - KMR Kawasaki	a	3	11:34.461	1 Lap	114.452	3:49.546	116.072	2
3	TWN	52	Russ MOUNTFORD	Kawasaki 650 - SHR	a	3	11:38.296	3.835	113.824	3:51.677	115.005	2
4	TWN	44	Ryan KNEEN	Kawasaki 650 - McKinstry Racing	a	3	11:38.584	4.123	113.777	3:50.817	115.433	2
5	TWN	43	Adrian ARCHIBALD	Kawasaki 650 - McKinstry Racing	a	3	11:38.814	4.353	113.739	3:52.023	114.833	2
6	TWN	53	Olie LINSDELL	Suzuki 650 - Flitwick Motorcycles	a	3	11:46.138	11.677	112.560	3:53.805	113.958	2
7	TWN	96	Ben WYLIE	Suzuki 650 - AFC Motorsport	a	3	12:00.448	25.987	110.324	3:58.687	111.627	2
8	TWN	99	Joe PHILLIPS	Yamasaki 650 - Paul Morrissey Racing	a	3	12:02.533	28.072	110.005	3:58.093	111.906	2
9	TWN	79	Paul SHOESMITH	Kawasaki 650 - Ice Valley Motorsave	a	3	12:03.411	28.950	109.872	4:00.140	110.952	2
10	TWN	95	Maria COSTELLO	Kawasaki 650	a	3	12:03.541	29.080	109.852	3:59.251	111.364	3
11	TWN	57	Ian MORRELL	Suzuki 650 - Gordy Hogg	a	3	12:03.828	29.367	109.809	3:59.232	111.373	3
12	TWN	97	Mark PARRETT	Kawasaki 650 - Mark Parrett Racing	a	3	12:16.385	41.924	107.936	4:02.620	109.818	2
13	TWN	87	Geoff McMULLAN	Kawasaki 650 - KMR Kawasaki	a	3	12:22.456	47.995	107.054	4:05.145	108.687	2
14	TWN	91	Dave COUGHLAN	Suzuki 650	c	3	12:27.808	53.347	106.287	4:06.565	108.061	3
15	TWN	62	Robert McCURUM	Suzuki 650 - ATH	c	3	12:28.215	53.754	106.230	4:04.389	109.023	3
16	TWN	104	Anthony McCOLGAN	Kawasaki 650	c	3	12:31.130	56.669	105.817	4:07.312	107.734	3
17	TWN	51	Liam CROTTY	Suzuki 650	c	3	12:32.056	57.595	105.687	4:08.276	107.316	2
18	TWN	61	Alan CONNOR	Suzuki 650 - Connor Racing	c	3	12:38.258	1:03.797	104.823	4:10.022	106.566	3
19	TWN	94	Craig GIBSON	Suzuki 650 - Team Polaris Racing	c	3	12:47.784	1:13.323	103.522	4:12.208	105.643	2
20	TWN	80	Peter SIMPSON	Kawasaki 650	c	3	12:48.433	1:13.972	103.435	4:13.214	105.223	2
21	TWN	50	Anthony AMBLER	Suzuki 650	c	3	13:08.600	1:34.139	100.790	4:19.003	102.871	2
22	TWN	105	Andrew McMULLAN	Kawasaki 650	c	3	13:08.763	1:34.302	100.769	4:19.905	102.514	3
23	TWN	54	Johnny McCAY	Suzuki 650	c	3	13:09.106	1:34.645	100.725	4:20.359	102.335	3
24	TWN	74	Rodney PATTON	Suzuki 650 - Patton Racing	c	3	13:22.768	1:48.307	99.011	4:24.928	100.571	2
25	TWN	103	James CHRISTIE	Suzuki 650 - Team JCR	c	3	13:23.376	1:48.915	98.936	4:26.333	100.040	3

Fastest Lap / New Lap Record 118.461 mph (Previously 116.683 mph)

TWN	77	Ryan FARQUHAR	Kawasaki 650 - KMR Kawasaki	a						3:44.917	118.461	2
-----	----	---------------	-----------------------------	---	--	--	--	--	--	----------	---------	---

Not Classified

DNF	TWN	88	Ivan LINTIN	Kawasaki 650 - Ivan Lintin Racing	a	3	11:38.511	4.050	113.789	3:51.065	115.309	2
DNF	TWN	46	John BURROWS	Kawasaki 650 - McAdoo Racing	a	3	12:25.572	51.111	106.606	4:01.546	110.306	2
DNF	TWN	102	Reuben McPHEE	Suzuki 650 - Northwest Gas	c	1	4:16.839	3 Laps	101.989	4:16.839	101.989	1

Race red flagged after leader had taken chequered flag. Result taken at 4 laps for leader and at 3 laps for all others still active in race at red flag

Provisional result to be confirmed by the Stewards of the Meeting subject to completion of technical inspections & the time limit for protests

Circuit	Dundrod	Signed		Organising Club	Dundrod & District MCC
Length(miles)	7.4011 Lap 1 (7.2763)		Chief Timekeeper	Race Started	14:07
Weather	Cloudy, 18°C, 73%RH	Issued At:	14:32	Gp Time Diff -	b 33.26 / c 65.27
Track	Dry				

ULSTER GRAND PRIX BIKE WEEK

250cc & SUPERTWINS

Race 3 - 250cc / Supertwins

Saturday, 11 August 2012

DETAILED RESULT

Maxwell Freight Services Supertwins



Race Classification

1 77 Ryan FARQUHAR

Total Time **15:07.279** Avg Speed **116.972** Behind
Best Time **3:44.917** Best Speed **118.461** On **2** Gp **a**

Lap	Elapsed Time	Lap Time	Lap Speed
1	3:50.972	3:50.972	113.411
2	7:35.889	3:44.917	118.461
3	11:21.232	3:45.343	118.237
4	15:07.279	3:46.047	117.869

2 48 Jamie HAMILTON

Total Time **11:34.461** Avg Speed **114.452** Behind **1** Lap
Best Time **3:49.546** Best Speed **116.072** On **2** Gp **a**

Lap	Elapsed Time	Lap Time	Lap Speed
1	3:53.342	3:53.342	112.259
2	7:42.888	3:49.546	116.072
3	11:34.461	3:51.573	115.056

3 52 Russ MOUNTFORD

Total Time **11:38.296** Avg Speed **113.824** Behind **3.835**
Best Time **3:51.677** Best Speed **115.005** On **2** Gp **a**

Lap	Elapsed Time	Lap Time	Lap Speed
1	3:54.500	3:54.500	111.704
2	7:46.177	3:51.677	115.005
3	11:38.296	3:52.119	114.786

4 44 Ryan KNEEN

Total Time **11:38.584** Avg Speed **113.777** Behind **4.123**
Best Time **3:50.817** Best Speed **115.433** On **2** Gp **a**

Lap	Elapsed Time	Lap Time	Lap Speed
1	3:54.910	3:54.910	111.509
2	7:45.727	3:50.817	115.433
3	11:38.584	3:52.857	114.422

5 43 Adrian ARCHIBALD

Total Time **11:38.814** Avg Speed **113.739** Behind **4.353**
Best Time **3:52.023** Best Speed **114.833** On **2** Gp **a**

Lap	Elapsed Time	Lap Time	Lap Speed
1	3:54.598	3:54.598	111.658
2	7:46.621	3:52.023	114.833
3	11:38.814	3:52.193	114.749

Maxwell Freight Services Supertwins

Race Classification

6 53 Olie LINSDELL

Total Time **11:46.138** Avg Speed **112.560** Behind **11.677**
Best Time **3:53.805** Best Speed **113.958** On **2** Gp **a**

Lap	Elapsed Time	Lap Time	Lap Speed
1	3:57.879	3:57.879	110.118
2	7:51.684	3:53.805	113.958
3	11:46.138	3:54.454	113.643

7 96 Ben WYLIE

Total Time **12:00.448** Avg Speed **110.324** Behind **25.987**
Best Time **3:58.687** Best Speed **111.627** On **2** Gp **a**

Lap	Elapsed Time	Lap Time	Lap Speed
1	4:02.564	4:02.564	107.991
2	8:01.251	3:58.687	111.627
3	12:00.448	3:59.197	111.389

8 99 Joe PHILLIPS

Total Time **12:02.533** Avg Speed **110.005** Behind **28.072**
Best Time **3:58.093** Best Speed **111.906** On **2** Gp **a**

Lap	Elapsed Time	Lap Time	Lap Speed
1	4:04.661	4:04.661	107.065
2	8:02.754	3:58.093	111.906
3	12:02.533	3:59.779	111.119

9 79 Paul SHOESMITH

Total Time **12:03.411** Avg Speed **109.872** Behind **28.950**
Best Time **4:00.140** Best Speed **110.952** On **2** Gp **a**

Lap	Elapsed Time	Lap Time	Lap Speed
1	4:02.456	4:02.456	108.039
2	8:02.596	4:00.140	110.952
3	12:03.411	4:00.815	110.641

10 95 Maria COSTELLO

Total Time **12:03.541** Avg Speed **109.852** Behind **29.080**
Best Time **3:59.251** Best Speed **111.364** On **3** Gp **a**

Lap	Elapsed Time	Lap Time	Lap Speed
1	4:05.000	4:05.000	106.917
2	8:04.290	3:59.290	111.346
3	12:03.541	3:59.251	111.364



MCUI Ulster
Centre Timing
powered by
e-Laps timing software

www.elaps-timing.com



ULSTER GRAND PRIX BIKE WEEK

250cc & SUPERTWINS

Race 3 - 250cc / Supertwins

Saturday, 11 August 2012

DETAILED RESULT



Maxwell Freight Services Supertwins

Race Classification

11 57 Ian MORRELL

Total Time **12:03.828** Avg Speed **109.809** Behind **29.367**
Best Time **3:59.232** Best Speed **111.373** On **3** Gp **a**

Lap	Elapsed Time	Lap Time	Lap Speed
1	4:05.078	4:05.078	106.883
2	8:04.596	3:59.518	111.240
3	12:03.828	3:59.232	111.373

12 97 Mark PARRETT

Total Time **12:16.385** Avg Speed **107.936** Behind **41.924**
Best Time **4:02.620** Best Speed **109.818** On **2** Gp **a**

Lap	Elapsed Time	Lap Time	Lap Speed
1	4:08.798	4:08.798	105.285
2	8:11.418	4:02.620	109.818
3	12:16.385	4:04.967	108.766

13 87 Geoff McMULLAN

Total Time **12:22.456** Avg Speed **107.054** Behind **47.995**
Best Time **4:05.145** Best Speed **108.687** On **2** Gp **a**

Lap	Elapsed Time	Lap Time	Lap Speed
1	4:11.202	4:11.202	104.277
2	8:16.347	4:05.145	108.687
3	12:22.456	4:06.109	108.261

14 91 Dave COUGHLAN

Total Time **12:27.808** Avg Speed **106.287** Behind **53.347**
Best Time **4:06.565** Best Speed **108.061** On **3** Gp **c**

Lap	Elapsed Time	Lap Time	Lap Speed
1	4:12.908	4:12.908	103.574
2	8:21.243	4:08.335	107.290
3	12:27.808	4:06.565	108.061

15 62 Robert McCRUM

Total Time **12:28.215** Avg Speed **106.230** Behind **53.754**
Best Time **4:04.389** Best Speed **109.023** On **3** Gp **c**

Lap	Elapsed Time	Lap Time	Lap Speed
1	4:15.465	4:15.465	102.537
2	8:23.826	4:08.361	107.279
3	12:28.215	4:04.389	109.023

Maxwell Freight Services Supertwins

Race Classification

16 104 Anthony McCOLGAN

Total Time **12:31.130** Avg Speed **105.817** Behind **56.669**
Best Time **4:07.312** Best Speed **107.734** On **3** Gp **c**

Lap	Elapsed Time	Lap Time	Lap Speed
1	4:15.309	4:15.309	102.600
2	8:23.818	4:08.509	107.215
3	12:31.130	4:07.312	107.734

17 51 Liam CROTTY

Total Time **12:32.056** Avg Speed **105.687** Behind **57.595**
Best Time **4:08.276** Best Speed **107.316** On **2** Gp **c**

Lap	Elapsed Time	Lap Time	Lap Speed
1	4:14.912	4:14.912	102.760
2	8:23.188	4:08.276	107.316
3	12:32.056	4:08.868	107.061

18 61 Alan CONNOR

Total Time **12:38.258** Avg Speed **104.823** Behind **1:03.797**
Best Time **4:10.022** Best Speed **106.566** On **3** Gp **c**

Lap	Elapsed Time	Lap Time	Lap Speed
1	4:16.849	4:16.849	101.985
2	8:28.236	4:11.387	105.988
3	12:38.258	4:10.022	106.566

19 94 Craig GIBSON

Total Time **12:47.784** Avg Speed **103.522** Behind **1:13.323**
Best Time **4:12.208** Best Speed **105.643** On **2** Gp **c**

Lap	Elapsed Time	Lap Time	Lap Speed
1	4:21.284	4:21.284	100.254
2	8:33.492	4:12.208	105.643
3	12:47.784	4:14.292	104.777

20 80 Peter SIMPSON

Total Time **12:48.433** Avg Speed **103.435** Behind **1:13.972**
Best Time **4:13.214** Best Speed **105.223** On **2** Gp **c**

Lap	Elapsed Time	Lap Time	Lap Speed
1	4:17.011	4:17.011	101.920
2	8:30.225	4:13.214	105.223
3	12:48.433	4:18.208	103.188



MCUI Ulster
Centre Timing
powered by
e-Laps timing software

www.elaps-timing.com



ULSTER GRAND PRIX BIKE WEEK

250cc & SUPERTWINS

Race 3 - 250cc / Supertwins

Saturday, 11 August 2012

DETAILED RESULT



Maxwell Freight Services Supertwins

Race Classification

21 50 Anthony AMBLER

Total Time **13:08.600** Avg Speed **100.790** Behind **1:34.139**
Best Time **4:19.003** Best Speed **102.871** On **2** Gp **c**

Lap	Elapsed Time	Lap Time	Lap Speed
1	4:29.508	4:29.508	97.194
2	8:48.511	4:19.003	102.871
3	13:08.600	4:20.089	102.442

22 105 Andrew McMULLAN

Total Time **13:08.763** Avg Speed **100.769** Behind **1:34.302**
Best Time **4:19.905** Best Speed **102.514** On **3** Gp **c**

Lap	Elapsed Time	Lap Time	Lap Speed
1	4:28.351	4:28.351	97.613
2	8:48.858	4:20.507	102.277
3	13:08.763	4:19.905	102.514

23 54 Johnny McCAY

Total Time **13:09.106** Avg Speed **100.725** Behind **1:34.645**
Best Time **4:20.359** Best Speed **102.335** On **3** Gp **c**

Lap	Elapsed Time	Lap Time	Lap Speed
1	4:26.928	4:26.928	98.134
2	8:48.747	4:21.819	101.765
3	13:09.106	4:20.359	102.335

24 74 Rodney PATTON

Total Time **13:22.768** Avg Speed **99.011** Behind **1:48.307**
Best Time **4:24.928** Best Speed **100.571** On **2** Gp **c**

Lap	Elapsed Time	Lap Time	Lap Speed
1	4:29.257	4:29.257	97.285
2	8:54.185	4:24.928	100.571
3	13:22.768	4:28.583	99.202

25 103 James CHRISTIE

Total Time **13:23.376** Avg Speed **98.936** Behind **1:48.915**
Best Time **4:26.333** Best Speed **100.040** On **3** Gp **c**

Lap	Elapsed Time	Lap Time	Lap Speed
1	4:30.595	4:30.595	96.804
2	8:57.043	4:26.448	99.997
3	13:23.376	4:26.333	100.040

Not Classified

Maxwell Freight Services Supertwins

Not Classified

DNF 88 Ivan LINTIN

Total Time **11:38.511** Avg Speed **113.789** Behind **4.050**
Best Time **3:51.065** Best Speed **115.309** On **2** Gp **a**

Lap	Elapsed Time	Lap Time	Lap Speed
1	3:55.244	3:55.244	111.351
2	7:46.309	3:51.065	115.309
3	11:38.511	3:52.202	114.745

DNF 46 John BURROWS

Total Time **12:25.572** Avg Speed **106.606** Behind **51.111**
Best Time **4:01.546** Best Speed **110.306** On **2** Gp **a**

Lap	Elapsed Time	Lap Time	Lap Speed
1	4:05.752	4:05.752	106.590
2	8:07.298	4:01.546	110.306
3	12:25.572	4:18.274	103.162

DNF 102 Reuben McPHEE

Total Time **4:16.839** Avg Speed **101.989** Behind **3 Laps**
Best Time **4:16.839** Best Speed **101.989** On **1** Gp **c**

Lap	Elapsed Time	Lap Time	Lap Speed
1	4:16.839	4:16.839	101.989



MCUI Ulster
Centre Timing
powered by
e-Laps timing software

www.elaps-timing.com



ULSTER GRAND PRIX BIKE WEEK

250cc & SUPERTWINS Race 3 - 250cc / Supertwins LAP CHART



1					2					3				
No	Name	G	Elapsed Time	Lap Time	No	Name	G	Elapsed Time	Lap Time	No	Name	G	Elapsed Time	Lap Time
77	Ryan FARQUHAR	a	3:50.972	3:50.972	77	Ryan FARQUHAR	a	7:35.889	3:44.917	77	Ryan FARQUHAR	a	11:21.232	3:45.343
48	Jamie HAMILTON	a	3:53.342	3:53.342	48	Jamie HAMILTON	a	7:42.888	3:49.546	48	Jamie HAMILTON	a	11:34.461	3:51.573
52	Russ MOUNTFORD	a	3:54.500	3:54.500	44	Ryan KNEEN	a	7:45.727	3:50.817	52	Russ MOUNTFORD	a	11:38.296	3:52.119
43	Adrian ARCHIBALD	a	3:54.598	3:54.598	52	Russ MOUNTFORD	a	7:46.177	3:51.677	88	Ivan LINTIN	a	11:38.511	3:52.202
44	Ryan KNEEN	a	3:54.910	3:54.910	88	Ivan LINTIN	a	7:46.309	3:51.065	44	Ryan KNEEN	a	11:38.584	3:52.857
88	Ivan LINTIN	a	3:55.244	3:55.244	43	Adrian ARCHIBALD	a	7:46.621	3:52.023	43	Adrian ARCHIBALD	a	11:38.814	3:52.193
18	Paul ROBINSON	b	3:57.095	3:57.095	18	Paul ROBINSON	b	7:49.196	3:52.101	7	Davy MORGAN	b	11:42.286	3:52.975
7	Davy MORGAN	b	3:57.216	3:57.216	7	Davy MORGAN	b	7:49.311	3:52.095	53	Olie LINSDELL	a	11:46.138	3:54.454
53	Olie LINSDELL	a	3:57.879	3:57.879	53	Olie LINSDELL	a	7:51.684	3:53.805	18	Paul ROBINSON	b	11:47.441	3:58.245
17	Seamus ELLIOTT	b	3:59.284	3:59.284	17	Seamus ELLIOTT	b	7:57.366	3:58.082	17	Seamus ELLIOTT	b	11:56.021	3:58.655
79	Paul SHOESMITH	a	4:02.456	4:02.456	96	Ben WYLIE	a	8:01.251	3:58.687	96	Ben WYLIE	a	12:00.448	3:59.197
96	Ben WYLIE	a	4:02.564	4:02.564	29	Kevin STROWGER	b	8:02.386	3:59.514	29	Kevin STROWGER	b	12:01.952	3:59.566
29	Kevin STROWGER	b	4:02.872	4:02.872	79	Paul SHOESMITH	a	8:02.596	4:00.140	99	Joe PHILLIPS	a	12:02.533	3:59.779
21	Rob BARBER	b	4:03.168	4:03.168	99	Joe PHILLIPS	a	8:02.754	3:58.093	79	Paul SHOESMITH	a	12:03.411	4:00.815
99	Joe PHILLIPS	a	4:04.661	4:04.661	95	Maria COSTELLO	a	8:04.290	3:59.290	95	Maria COSTELLO	a	12:03.541	3:59.251
95	Maria COSTELLO	a	4:05.000	4:05.000	57	Ian MORRELL	a	8:04.596	3:59.518	57	Ian MORRELL	a	12:03.828	3:59.232
57	Ian MORRELL	a	4:05.078	4:05.078	21	Rob BARBER	b	8:05.278	4:02.110	21	Rob BARBER	b	12:08.271	4:02.993
46	John BURROWS	a	4:05.752	4:05.752	46	John BURROWS	a	8:07.298	4:01.546	97	Mark PARRETT	a	12:16.385	4:04.967
97	Mark PARRETT	a	4:08.798	4:08.798	97	Mark PARRETT	a	8:11.418	4:02.620	87	Geoff McMULLAN	a	12:22.456	4:06.109
87	Geoff McMULLAN	a	4:11.202	4:11.202	87	Geoff McMULLAN	a	8:16.347	4:05.145	46	John BURROWS	a	12:25.572	4:18.274
91	Dave COUGHLAN	c	4:12.908	4:12.908	91	Dave COUGHLAN	c	8:21.243	4:08.335	91	Dave COUGHLAN	c	12:27.808	4:06.565
23	Wolfgang SCHUSTER	b	4:14.109	4:14.109	51	Liam CROTTY	c	8:23.188	4:08.276	62	Robert McCURUM	c	12:28.215	4:04.389
51	Liam CROTTY	c	4:14.912	4:14.912	5	Peter WAKEFIELD	b	8:23.525	4:07.740	104	Anthony McCOLGAN	c	12:31.130	4:07.312
104	Anthony McCOLGAN	c	4:15.309	4:15.309	104	Anthony McCOLGAN	c	8:23.818	4:08.509	1	Bryan HARDING	b	12:31.352	4:06.771
62	Robert McCURUM	c	4:15.465	4:15.465	62	Robert McCURUM	c	8:23.826	4:08.361	5	Peter WAKEFIELD	b	12:31.635	4:08.110
1	Bryan HARDING	b	4:15.485	4:15.485	1	Bryan HARDING	b	8:24.581	4:09.096	51	Liam CROTTY	c	12:32.056	4:08.868
5	Peter WAKEFIELD	b	4:15.785	4:15.785	9	Tuukka KORHONEN	b	8:25.066	4:08.569	9	Tuukka KORHONEN	b	12:34.096	4:09.030
9	Tuukka KORHONEN	b	4:16.497	4:16.497	61	Alan CONNOR	c	8:28.236	4:11.387	61	Alan CONNOR	c	12:38.258	4:10.022
102	Reuben McPHEE	c	4:16.839	4:16.839	80	Peter SIMPSON	c	8:30.225	4:13.214	94	Craig GIBSON	c	12:47.784	4:14.292
61	Alan CONNOR	c	4:16.849	4:16.849	94	Craig GIBSON	c	8:33.492	4:12.208	80	Peter SIMPSON	c	12:48.433	4:18.208
80	Peter SIMPSON	c	4:17.011	4:17.011	50	Anthony AMBLER	c	8:48.511	4:19.003	50	Anthony AMBLER	c	13:08.600	4:20.089
94	Craig GIBSON	c	4:21.284	4:21.284	54	Johnny McCAY	c	8:48.747	4:21.819	105	Andrew McMULLAN	c	13:08.763	4:19.905
54	Johnny McCAY	c	4:26.928	4:26.928	105	Andrew McMULLAN	c	8:48.858	4:20.507	54	Johnny McCAY	c	13:09.106	4:20.359
105	Andrew McMULLAN	c	4:28.351	4:28.351	23	Wolfgang SCHUSTER	b	8:50.053	4:35.944	74	Rodney PATTON	c	13:22.768	4:28.583
74	Rodney PATTON	c	4:29.257	4:29.257	74	Rodney PATTON	c	8:54.185	4:24.928	103	James CHRISTIE	c	13:23.376	4:26.333
50	Anthony AMBLER	c	4:29.508	4:29.508	103	James CHRISTIE	c	8:57.043	4:26.448	23	Wolfgang SCHUSTER	b	13:41.041	4:50.988
103	James CHRISTIE	c	4:30.595	4:30.595										

4				
No	Name	G	Elapsed Time	Lap Time
77	Ryan FARQUHAR	a	15:07.279	3:46.047

Speed TrapU.G.P. 250cc / Supertwins Restart*250cc*

<u>No.</u>	<u>Name</u>	<u>Lap 1</u>	<u>Lap 2</u>	<u>Lap 3</u>	<u>Lap 4</u>
1	Bryan HARDING	135		146	
5	Peter WAKEFIELD				147
9	Tuukka KORHONEN		135		137
17	Seamus ELLIOTT			147	147
18	Paul ROBINSON		142	149	
21	Rob BARBER			136	145
23	Wolfgang SCHUSTER			140	109
29	Kevin STROWGER		139	141	142

Supertwins

<u>No.</u>	<u>Name</u>	<u>Lap 1</u>	<u>Lap 2</u>	<u>Lap 3</u>	<u>Lap 4</u>
44	Ryan KNEEN			151	
48	Jamie HAMILTON		151	154	150
50	Anthony AMBLER			139	140
52	Russ MOUNTFORD			150	
53	Olie LINSDELL		150	150	147
54	Johnny McCAY		138		
57	Ian MORRELL		146		
61	Alan CONNOR				139
64	Yvonne MONTGOMERY			140	
74	Rodney PATTON			136	135
77	Ryan FARQUHAR	145	153	155	152
79	Paul SHOESMITH		149		
87	Geoff McMULLAN			147	147
94	Andy FARRELL		141		140
95	Maria COSTELLO				142
96	Ben WYLIE			149	148
97	Mark PARRETT				146
102	Reuben McPHEE	125			
104	Anthony McCOLGAN			141	144