



**ULSTER GRAND PRIX BIKE WEEK**  
**Wednesday 14<sup>th</sup> – Saturday 17<sup>th</sup> August 2013**

promoted by  
**Dundrod & District Motorcycle Club**  
[www.ulstergrandprix.net](http://www.ulstergrandprix.net)



**Barron Transport Services**  
**UGP SUPERSPORT**



LISBURN  
CITY COUNCIL



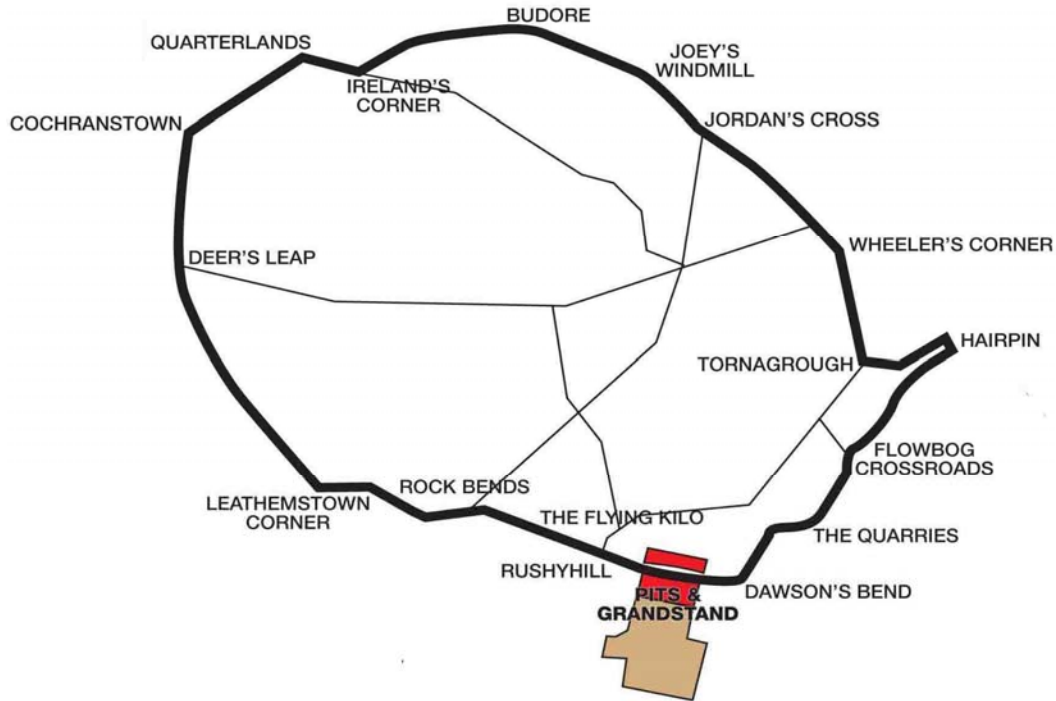
Supporters Club



Lidl Northern Ireland  
Proud to serve you



# Dundrod Circuit 7.4011 miles



## LAP RECORDS

Class	Name	Machine	m s	mph	Year
125cc	William Dunlop	Honda	3 55.017	113.370	2009
Moto 3	Maria Costello	Honda 250	4 17.963	103.286	2012
250cc	Darran Lindsay	Honda	3 38.634	121.866	2006
400cc	Jason Griffiths	Yamaha 400	3 58.43	111.748	2003
Moto 450	Paul Owen	Yamaha	4 36.889	96.226	2011
Supertwin	Ryan Farquhar	Kawasaki 650	3 44.917	118.461	2012
Supersport	Michael Dunlop	Yamaha	3 27.187	128.599	2010
Superstock	Ian Hutchinson	Honda	3 21.599	132.163	2010
Superbike	Bruce Anstey	Suzuki	3 18.870	133.977	2010
Challenge 1000cc	Rob Barber	BMW	3 26.303	129.150	2012
National 750cc	Lee Johnston	Honda 600	3 36.269	123.198	2012

## MOST WINS at the ULSTER GP

Joey Dunlop	24	1979 - 99
Ian Lougher	17	1998 - 11
Phillip McCallen	14	1991 - 96
Brian Reid	9	1983 - 92
Robert Dunlop	9	1990 - 03
Ryan Farquhar	9	2002 - 12
Bruce Anstey	8	2003 - 12
Guy Martin	8	2006 - 12

## MOST WINS at the DUNDROD 150

Joey Dunlop	24	1976 - 94
Bob Jackson	11	1981 - 98
Ray McCullough	10	1965 - 82
Brian Reid	8	1984 - 93
Robert Dunlop	8	1984 - 07
Denis McCullough	7	1989 - 00
Ian McGregor	5	1966 - 75
Denis Gallagher	5	1971 - 00
Johnny Rea	5	1989 - 94

## ALL TIME IRISH ROAD RACE WINNERS (after Mid-Antrim 150 2013)

### Most Wins at All Irish Road Race Meetings

1. Ryan Farquhar	199	1995-12
2. Joey Dunlop	156	1971-00
3. Robert Dunlop	135	1980-08
4. Ray McCullough	109	1960-82
Phillip McCallen	109	1987-99
6. William Dunlop	90	2005-13
7. Brian Reid	78	1980-94
8. Michael Dunlop	77	2006-13
9. Darran Lindsay	75	1999-06
10. James Courtney	66	1992-99

# METZELER ULSTER GRAND PRIX BIKE WEEK

## SUPERSPORT

### UGP First Qualifying

#### Wednesday, 14 August 2013



Qualifying Time **4:35.840** Qualifying Speed **96.592**


Pos	Class	No	Name	Machine / Sponsor	Time	Best Lap Behind	Speed	On	Total Laps	Qualifying Laps
1	SSP	6	William DUNLOP	Yamaha - Milwaukee Yamaha	3:51.362		115.161	7	7	6
2	SSP	9	Michael DUNLOP	Honda - MD Racing	3:51.415	0.053	115.135	6	6	5
3	SSP	4	Guy MARTIN	Suzuki - Tyco Suzuki by TAS Racing	3:53.163	1.801	114.272	7	7	6
4	SSP	1	Dean HARRISON	Yamaha - Ian Bell Motorcycles	3:56.636	5.274	112.595	4	6	6
5	SSP	86	Cameron DONALD	Honda - Wilson Craig Racing	3:57.059	5.697	112.394	4	5	5
6	SSP	5	Bruce ANSTEY	Honda - HM Plant Honda by Padgetts	3:57.148	5.786	112.352	3	4	4
7	SSP	10	Conor CUMMINS	Yamaha - Milwaukee Yamaha	3:59.380	8.018	111.304	7	7	5
8	SSP	2	Ian LOUGHER	Honda - W A Corless / Jackson Racing	4:00.412	9.050	110.826	5	7	6
9	SSP	15	Jamie COWARD	Yamaha - Barnes Racing	4:00.481	9.119	110.794	8	8	7
10	SSP	7	Gary JOHNSON	MV Agusta 675 - Valmoto MV Agusta	4:01.053	9.691	110.532	7	7	6
11	SSP	22	Stephen McILVENNA	Yamaha	4:01.411	10.049	110.368	8	8	8
12	SSP	18	Lee JOHNSTON	Honda - East Coast Racing	4:02.519	11.157	109.863	5	6	5
13	SSP	30	Seamus ELLIOTT	Yamaha - SBE Racing	4:02.800	11.438	109.736	3	6	5
14	SSP	14	Daniel COOPER	Triumph 675 - Centurion Racing	4:03.767	12.405	109.301	8	8	7
15	SSP	44	Jamie HAMILTON	Kawasaki - KMR Vauxhall Dealers NI	4:03.861	12.499	109.259	4	6	4
16	SSP	82	Derek McGEE	Yamaha	4:04.673	13.311	108.896	7	8	7
17	SSP	25	Ivan SHANLEY	Yamaha - Ty-Rock	4:04.779	13.417	108.849	4	7	6
18	SSP	35	Derek SHEILS	Honda - Murray Racing	4:04.872	13.510	108.808	6	8	8
19	SSP	52	Russ MOUNTFORD	Yamaha - SHR	4:04.982	13.620	108.759	8	8	7
20	SSP	59	Ivan LINTIN	Honda - Taylor Lindsey	4:06.332	14.970	108.163	3	4	3
21	SSP	17	Christian ELKIN	Yamaha - Ice Valley by Motorsave	4:07.453	16.091	107.673	7	7	6
22	SSP	36	Michael PEARSON	Kawasaki - Hotties Thermal Packs	4:08.235	16.873	107.334	6	7	6
23	SSP	69	Paul SHOESMITH	Honda - Ice Valley by Motorsave	4:08.419	17.057	107.254	7	7	6
24	SSP	40	Dan STEWART	Honda - Wilcock Consulting	4:09.502	18.140	106.789	7	7	5
25	SSP	12	Rob BARBER	Honda - Swinton	4:10.160	18.798	106.508	3	4	3
26	SSP	61	Gary MILLER	Suzuki	4:14.799	23.437	104.569	5	5	3
27	SSP	16	David HAIRE	Honda - B & W Racing	4:14.959	23.597	104.503	5	6	5
28	SSP	58	Ben WYLIE	Yamaha - Wylie Racing / Brenin Bikes	4:15.490	24.128	104.286	6	8	7
29	SSP	27	Dave HEWSON	Yamaha - David Hewson Ltd	4:15.952	24.590	104.097	7	7	5
30	SSP	98	Paul OWEN	Yamaha - #98 Club	4:17.968	26.606	103.284	4	6	5
31	SSP	71	Davy MORGAN	Yamaha - CSC Racing	4:18.215	26.853	103.185	4	6	5
32	SSP	29	Paul CRANSTON	Honda - P & J Fuel Haulage	4:19.414	28.052	102.708	2	5	5
33	SSP	42	William DAVISON	Honda - Hill Contracts	4:22.380	31.018	101.547	5	5	3
34	SSP	33	Mark PARRETT	Yamaha - Vixen Racing	4:25.428	34.066	100.381	4	5	2
35	SSP	63	David MULLIGAN	Yamaha	4:25.503	34.141	100.353	4	4	2
36	SSP	37	Andrew TAYLOR	Kawasaki	4:28.771	37.409	99.133	4	7	6
37	SSP	77	Dave WALSH	Kawasaki - DRW Racing	4:30.461	39.099	98.513	6	6	2

#### Non Qualifiers

SSP	20	Paul DUCKETT	Triumph 675	4:45.847	54.485	93.211	3	3	0
SSP	53	Sandy BERWICK	Suzuki - Berm Shotblasters	4:51.326	59.964	91.458	2	4	0
SSP	57	Peter WAKEFIELD	Yamaha - PW Racing	4:55.118	1:03.756	90.282	3	3	0
SSP	23	Dennis BOOTH	Yamaha	6:02.257	2:10.895	73.550	1	1	0
SSP	51	Timothee MONOT	MV Agusta 675	7:45.435	3:54.073	57.245	1	1	0
SSP	46	Davide ANSALDI	Yamaha - Best Bikes Armagh	9:32.160	5:40.798	46.567	1	1	0
SSP	68	Robert WILSON	Kawasaki - Stoddart Racing	13:11.062	9:19.700	33.681	1	1	0

Provisional result to be confirmed by the Stewards of the Meeting subject to completion of technical inspections & the time limit for protests

Page 1 / 1

Circuit	<b>Dundrod</b>	Signed		Organising Club	<b>Dundrod &amp; District MCC</b>
Length(miles)	<b>7.4011 Lap 1 (7.2763)</b>		Chief Timekeeper	Qualifying Started	<b>17:34</b>
Weather	<b>Cloudy then Light Rain</b>	Issued At:	<b>18:12</b>		
Track	<b>Dry then wet</b>				

# METZELER ULSTER GRAND PRIX BIKE WEEK

## SUPERSPORT

### UGP First Qualifying

Wednesday, 14 August 2013

## DETAILED RESULT



### Qualifying Classification

Position

#### **1** 6 William DUNLOP

SSP Behind

Best Time **3:51.362** Best Speed **115.161** On 7 Gp a

Lap	Elapsed Time	Lap Time	Lap Speed
1	4:22.911	4:22.911	99.633
2	13:02.209	8:39.298	51.308
3	17:03.151	4:00.942	110.582
4	21:02.625	3:59.474	111.260
5	25:00.051	3:57.426	112.220
6	28:53.996	3:53.945	113.890
7	32:45.358	3:51.362	115.161

#### **2** 9 Michael DUNLOP

SSP Behind **0.053**

Best Time **3:51.415** Best Speed **115.135** On 6 Gp a

Lap	Elapsed Time	Lap Time	Lap Speed
1	4:23.958	4:23.958	99.238
2	8:26.302	4:02.344	109.943
3	20:13.686	11:47.384	37.665
4	24:10.272	3:56.586	112.618
5	28:32.048	4:21.776	101.782
6	32:23.463	3:51.415	115.135

#### **3** 4 Guy MARTIN

SSP Behind **1.801**

Best Time **3:53.163** Best Speed **114.272** On 7 Gp a

Lap	Elapsed Time	Lap Time	Lap Speed
1	4:34.376	4:34.376	95.470
2	13:04.117	8:29.741	52.270
3	17:03.377	3:59.260	111.360
4	21:02.831	3:59.454	111.270
5	24:58.569	3:55.738	113.024
6	28:52.429	3:53.860	113.931
7	32:45.592	3:53.163	114.272

#### **4** 1 Dean HARRISON

SSP Behind **5.274**

Best Time **3:56.636** Best Speed **112.595** On 4 Gp a

Lap	Elapsed Time	Lap Time	Lap Speed
1	4:08.474	4:08.474	105.422
2	8:11.024	4:02.550	109.849
3	12:08.908	3:57.884	112.004
4	16:05.544	3:56.636	112.595
5	20:02.598	3:57.054	112.396
6	24:09.851	4:07.253	107.760

### Qualifying Classification

Position

#### **5** 86 Cameron DONALD

SSP Behind **5.697**

Best Time **3:57.059** Best Speed **112.394** On 4 Gp a

Lap	Elapsed Time	Lap Time	Lap Speed
1	4:07.499	4:07.499	105.838
2	8:07.432	3:59.933	111.048
3	12:08.199	4:00.767	110.663
4	16:05.258	3:57.059	112.394
5	20:11.567	4:06.309	108.173

#### **6** 5 Bruce ANSTEY

SSP Behind **5.786**

Best Time **3:57.148** Best Speed **112.352** On 3 Gp a

Lap	Elapsed Time	Lap Time	Lap Speed
1	4:12.277	4:12.277	103.833
2	8:10.346	3:58.069	111.917
3	12:07.494	3:57.148	112.352
4	16:09.669	4:02.175	110.019

#### **7** 10 Conor CUMMINS

SSP Behind **8.018**

Best Time **3:59.380** Best Speed **111.304** On 7 Gp a

Lap	Elapsed Time	Lap Time	Lap Speed
1	5:09.125	5:09.125	84.738
2	9:21.174	4:12.049	105.709
3	13:25.980	4:04.806	108.837
4	17:38.909	4:12.929	105.342
5	24:48.718	7:09.809	61.990
6	28:50.329	4:01.611	110.276
7	32:49.709	3:59.380	111.304

#### **8** 2 Ian LOUGHER

SSP Behind **9.050**

Best Time **4:00.412** Best Speed **110.826** On 5 Gp a

Lap	Elapsed Time	Lap Time	Lap Speed
1	5:09.927	5:09.927	84.519
2	9:20.240	4:10.313	106.443
3	13:24.113	4:03.873	109.253
4	17:25.693	4:01.580	110.290
5	21:26.105	4:00.412	110.826
6	25:26.946	4:00.841	110.629
7	29:46.671	4:19.725	102.585

# METZELER ULSTER GRAND PRIX BIKE WEEK

## SUPERSPORT

### UGP First Qualifying

Wednesday, 14 August 2013

## DETAILED RESULT



### Qualifying Classification

Position

#### **9** 15 Jamie COWARD

SSP Behind 9.119

Best Time 4:00.481 Best Speed 110.794 On 8 Gp a

Lap	Elapsed Time	Lap Time	Lap Speed
1	5:25.001	5:25.001	80.599
2	9:36.736	4:11.735	105.841
3	13:44.296	4:07.560	107.626
4	17:50.909	4:06.613	108.040
5	21:54.479	4:03.570	109.389
6	26:02.406	4:07.927	107.467
7	30:06.022	4:03.616	109.369
8	34:06.503	4:00.481	110.794

#### **10** 7 Gary JOHNSON

SSP Behind 9.691

Best Time 4:01.053 Best Speed 110.532 On 7 Gp a

Lap	Elapsed Time	Lap Time	Lap Speed
1	4:20.112	4:20.112	100.705
2	14:52.912	10:32.800	42.105
3	18:58.949	4:06.037	108.292
4	23:02.715	4:03.766	109.301
5	27:06.107	4:03.392	109.469
6	31:07.585	4:01.478	110.337
7	35:08.638	4:01.053	110.532

#### **11** 22 Stephen McILVENNA

SSP Behind 10.049

Best Time 4:01.411 Best Speed 110.368 On 8 Gp a

Lap	Elapsed Time	Lap Time	Lap Speed
1	4:23.977	4:23.977	99.231
2	8:37.698	4:13.721	105.013
3	12:44.271	4:06.573	108.057
4	16:50.956	4:06.685	108.008
5	20:54.826	4:03.870	109.255
6	24:58.370	4:03.544	109.401
7	29:00.083	4:01.713	110.230
8	33:01.494	4:01.411	110.368

#### **12** 18 Lee JOHNSTON

SSP Behind 11.157

Best Time 4:02.519 Best Speed 109.863 On 5 Gp a

Lap	Elapsed Time	Lap Time	Lap Speed
1	4:12.152	4:12.152	103.884
2	8:16.286	4:04.134	109.137
3	12:26.331	4:10.045	106.557
4	19:56.792	7:30.461	59.148
5	23:59.311	4:02.519	109.863
6	28:26.064	4:26.753	99.883

### Qualifying Classification

Position

#### **13** 30 Seamus ELLIOTT

SSP Behind 11.438

Best Time 4:02.800 Best Speed 109.736 On 3 Gp a

Lap	Elapsed Time	Lap Time	Lap Speed
1	6:24.010	6:24.010	68.214
2	10:33.158	4:09.148	106.940
3	14:35.958	4:02.800	109.736
4	18:44.428	4:08.470	107.232
5	22:50.807	4:06.379	108.142
6	27:16.221	4:25.414	100.386

#### **14** 14 Daniel COOPER

SSP Behind 12.405

Best Time 4:03.767 Best Speed 109.301 On 8 Gp a

Lap	Elapsed Time	Lap Time	Lap Speed
1	4:53.980	4:53.980	89.104
2	9:22.361	4:28.381	99.277
3	13:32.732	4:10.371	106.418
4	17:40.024	4:07.292	107.743
5	21:45.325	4:05.301	108.617
6	25:55.140	4:09.815	106.655
7	30:02.662	4:07.522	107.643
8	34:06.429	4:03.767	109.301

#### **15** 44 Jamie HAMILTON

SSP Behind 12.499

Best Time 4:03.861 Best Speed 109.259 On 4 Gp a

Lap	Elapsed Time	Lap Time	Lap Speed
1	4:38.285	4:38.285	94.129
2	11:53.409	7:15.124	61.233
3	15:59.798	4:06.389	108.138
4	20:03.659	4:03.861	109.259
5	24:08.184	4:04.525	108.962
6	28:25.403	4:17.219	103.585

#### **16** 82 Derek McGEE

SSP Behind 13.311

Best Time 4:04.673 Best Speed 108.896 On 7 Gp a

Lap	Elapsed Time	Lap Time	Lap Speed
1	5:37.367	5:37.367	77.644
2	9:58.171	4:20.804	102.161
3	14:10.360	4:12.189	105.651
4	18:21.668	4:11.308	106.021
5	22:30.647	4:08.979	107.013
6	26:38.845	4:08.198	107.350
7	30:43.518	4:04.673	108.896
8	34:52.374	4:08.856	107.066



# METZELER ULSTER GRAND PRIX BIKE WEEK

## SUPERSPORT

### UGP First Qualifying

Wednesday, 14 August 2013

## DETAILED RESULT



### Qualifying Classification

Position

#### 17 25 Ivan SHANLEY

SSP Behind 13.417

Best Time 4:04.779 Best Speed 108.849 On 4 Gp a

Lap	Elapsed Time	Lap Time	Lap Speed
1	9:24.093	9:24.093	46.437
2	13:32.371	4:08.278	107.315
3	17:38.594	4:06.223	108.211
4	21:43.373	4:04.779	108.849
5	25:52.858	4:09.485	106.796
6	29:58.850	4:05.992	108.312
7	34:05.814	4:06.964	107.886

#### 18 35 Derek SHEILS

SSP Behind 13.510

Best Time 4:04.872 Best Speed 108.808 On 6 Gp a

Lap	Elapsed Time	Lap Time	Lap Speed
1	4:26.171	4:26.171	98.413
2	8:41.349	4:15.178	104.413
3	12:53.654	4:12.305	105.602
4	17:00.669	4:07.015	107.864
5	21:06.831	4:06.162	108.238
6	25:11.703	4:04.872	108.808
7	29:16.989	4:05.286	108.624
8	33:26.841	4:09.852	106.639

#### 19 52 Russ MOUNTFORD

SSP Behind 13.620

Best Time 4:04.982 Best Speed 108.759 On 8 Gp a

Lap	Elapsed Time	Lap Time	Lap Speed
1	6:21.017	6:21.017	68.749
2	10:34.185	4:13.168	105.242
3	14:42.967	4:08.782	107.098
4	18:50.782	4:07.815	107.516
5	23:00.322	4:09.540	106.772
6	27:09.171	4:08.849	107.069
7	31:14.955	4:05.784	108.404
8	35:19.937	4:04.982	108.759

#### 20 59 Ivan LINTIN

SSP Behind 14.970

Best Time 4:06.332 Best Speed 108.163 On 3 Gp a

Lap	Elapsed Time	Lap Time	Lap Speed
1	10:19.863	10:19.863	42.259
2	14:30.180	4:10.317	106.441
3	18:36.512	4:06.332	108.163
4	22:50.568	4:14.056	104.874

### Qualifying Classification

Position

#### 21 17 Christian ELKIN

SSP Behind 16.091

Best Time 4:07.453 Best Speed 107.673 On 7 Gp a

Lap	Elapsed Time	Lap Time	Lap Speed
1	6:38.744	6:38.744	65.693
2	10:58.474	4:19.730	102.583
3	15:12.939	4:14.465	104.706
4	19:24.575	4:11.636	105.883
5	23:36.013	4:11.438	105.966
6	27:44.747	4:08.734	107.118
7	31:52.200	4:07.453	107.673

#### 22 36 Michael PEARSON

SSP Behind 16.873

Best Time 4:08.235 Best Speed 107.334 On 6 Gp a

Lap	Elapsed Time	Lap Time	Lap Speed
1	4:48.586	4:48.586	90.769
2	9:08.764	4:20.178	102.407
3	13:23.567	4:14.803	104.567
4	17:37.026	4:13.459	105.121
5	21:47.316	4:10.290	106.452
6	25:55.551	4:08.235	107.334
7	30:05.488	4:09.937	106.603

#### 23 69 Paul SHOESMITH

SSP Behind 17.057

Best Time 4:08.419 Best Speed 107.254 On 7 Gp a

Lap	Elapsed Time	Lap Time	Lap Speed
1	6:32.844	6:32.844	66.680
2	10:50.783	4:17.939	103.296
3	15:04.625	4:13.842	104.963
4	19:16.111	4:11.486	105.946
5	23:31.549	4:15.438	104.307
6	27:43.954	4:12.405	105.560
7	31:52.373	4:08.419	107.254

#### 24 40 Dan STEWART

SSP Behind 18.140

Best Time 4:09.502 Best Speed 106.789 On 7 Gp a

Lap	Elapsed Time	Lap Time	Lap Speed
1	5:49.908	5:49.908	74.862
2	10:11.501	4:21.593	101.853
3	14:29.555	4:18.054	103.250
4	18:44.042	4:14.487	104.697
5	23:01.109	4:17.067	103.646
6	28:34.925	5:33.816	79.816
7	32:44.427	4:09.502	106.789

# METZELER ULSTER GRAND PRIX BIKE WEEK

## SUPERSPORT

### UGP First Qualifying

Wednesday, 14 August 2013

## DETAILED RESULT



### Qualifying Classification

Position

#### **25** 12 Rob BARBER

SSP Behind 18.798

Best Time 4:10.160 Best Speed 106.508 On 3 Gp a

Lap	Elapsed Time	Lap Time	Lap Speed
1	5:27.110	5:27.110	80.079
2	9:39.400	4:12.290	105.608
3	13:49.560	4:10.160	106.508
4	18:05.598	4:16.038	104.063

#### **26** 61 Gary MILLER

SSP Behind 23.437

Best Time 4:14.799 Best Speed 104.569 On 5 Gp a

Lap	Elapsed Time	Lap Time	Lap Speed
1	12:37.348	12:37.348	34.587
2	21:06.919	8:29.571	52.287
3	25:28.035	4:21.116	102.039
4	29:48.967	4:20.932	102.111
5	34:03.766	4:14.799	104.569

#### **27** 16 David HAIRE

SSP Behind 23.597

Best Time 4:14.959 Best Speed 104.503 On 5 Gp a

Lap	Elapsed Time	Lap Time	Lap Speed
1	9:03.690	9:03.690	48.179
2	13:25.467	4:21.777	101.781
3	17:42.379	4:16.912	103.709
4	21:58.323	4:15.944	104.101
5	26:13.282	4:14.959	104.503
6	30:41.805	4:28.523	99.224

#### **28** 58 Ben WYLIE

SSP Behind 24.128

Best Time 4:15.490 Best Speed 104.286 On 6 Gp a

Lap	Elapsed Time	Lap Time	Lap Speed
1	4:46.496	4:46.496	91.431
2	9:11.637	4:25.141	100.490
3	13:32.336	4:20.699	102.202
4	17:50.998	4:18.662	103.007
5	22:07.330	4:16.332	103.943
6	26:22.820	4:15.490	104.286
7	30:39.845	4:17.025	103.663
8	35:02.638	4:22.793	101.388

### Qualifying Classification

Position

#### **29** 27 Dave HEWSON

SSP Behind 24.590

Best Time 4:15.952 Best Speed 104.097 On 7 Gp a

Lap	Elapsed Time	Lap Time	Lap Speed
1	5:09.813	5:09.813	84.550
2	9:37.370	4:27.557	99.582
3	14:00.261	4:22.891	101.350
4	18:21.605	4:21.344	101.950
5	22:48.794	4:27.189	99.720
6	29:49.664	7:00.870	63.307
7	34:05.616	4:15.952	104.097

#### **30** 98 Paul OWEN

SSP Behind 26.606

Best Time 4:17.968 Best Speed 103.284 On 4 Gp a

Lap	Elapsed Time	Lap Time	Lap Speed
1	5:07.543	5:07.543	85.174
2	9:33.073	4:25.530	100.343
3	13:52.060	4:18.987	102.878
4	18:10.028	4:17.968	103.284
5	22:30.440	4:20.412	102.315
6	26:57.096	4:26.656	99.919

#### **31** 71 Davy MORGAN

SSP Behind 26.853

Best Time 4:18.215 Best Speed 103.185 On 4 Gp a

Lap	Elapsed Time	Lap Time	Lap Speed
1	9:57.664	9:57.664	43.828
2	14:19.959	4:22.295	101.580
3	18:44.333	4:24.374	100.781
4	23:02.548	4:18.215	103.185
5	27:23.700	4:21.152	102.025
6	31:49.778	4:26.078	100.136

#### **32** 29 Paul CRANSTON

SSP Behind 28.052

Best Time 4:19.414 Best Speed 102.708 On 2 Gp a

Lap	Elapsed Time	Lap Time	Lap Speed
1	4:21.864	4:21.864	100.032
2	8:41.278	4:19.414	102.708
3	13:03.134	4:21.856	101.750
4	17:23.887	4:20.753	102.181
5	21:50.199	4:26.312	100.048

# METZELER ULSTER GRAND PRIX BIKE WEEK

## SUPERSPORT

### UGP First Qualifying

Wednesday, 14 August 2013

## DETAILED RESULT



### Qualifying Classification

Position

#### **33** 42 William DAVISON

SSP Behind 31.018

Best Time **4:22.380** Best Speed **101.547** On **5** Gp **a**

Lap	Elapsed Time	Lap Time	Lap Speed
1	5:51.794	5:51.794	74.460
2	10:19.590	4:27.796	99.493
3	14:48.535	4:28.945	99.068
4	21:14.505	6:25.970	69.031
5	25:36.885	4:22.380	101.547

#### **34** 33 Mark PARRETT

SSP Behind 34.066

Best Time **4:25.428** Best Speed **100.381** On **4** Gp **a**

Lap	Elapsed Time	Lap Time	Lap Speed
1	7:36.132	7:36.132	57.428
2	12:26.399	4:50.267	91.791
3	26:20.767	13:54.368	31.933
4	30:46.195	4:25.428	100.381
5	35:11.729	4:25.534	100.341

#### **35** 63 David MULLIGAN

SSP Behind 34.141

Best Time **4:25.503** Best Speed **100.353** On **4** Gp **a**

Lap	Elapsed Time	Lap Time	Lap Speed
1	8:14.701	8:14.701	52.951
2	23:00.735	14:46.034	30.071
3	27:30.109	4:29.374	98.911
4	31:55.612	4:25.503	100.353

#### **36** 37 Andrew TAYLOR

SSP Behind 37.409

Best Time **4:28.771** Best Speed **99.133** On **4** Gp **a**

Lap	Elapsed Time	Lap Time	Lap Speed
1	5:24.434	5:24.434	80.740
2	9:58.100	4:33.666	97.359
3	14:30.112	4:32.012	97.951
4	18:58.883	4:28.771	99.133
5	23:31.612	4:32.729	97.694
6	28:03.029	4:31.417	98.166
7	32:36.167	4:33.138	97.548

### Qualifying Classification

Position

#### **37** 77 Dave WALSH

SSP Behind 39.099

Best Time **4:30.461** Best Speed **98.513** On **6** Gp **a**

Lap	Elapsed Time	Lap Time	Lap Speed
1	6:03.013	6:03.013	72.159
2	16:44.631	10:41.618	41.526
3	21:29.144	4:44.513	93.648
4	26:06.772	4:37.628	95.970
5	30:40.670	4:33.898	97.277
6	35:11.131	4:30.461	98.513

### Non Qualifiers

Position

#### 20 Paul DUCKETT

SSP Behind 54.485

Best Time **4:45.847** Best Speed **93.211** On **3** Gp **a**

Lap	Elapsed Time	Lap Time	Lap Speed
1	24:07.045	24:07.045	18.102
2	28:58.859	4:51.814	91.305
3	33:44.706	4:45.847	93.211

#### 53 Sandy BERWICK

SSP Behind 59.964

Best Time **4:51.326** Best Speed **91.458** On **2** Gp **a**

Lap	Elapsed Time	Lap Time	Lap Speed
1	8:39.060	8:39.060	50.466
2	13:30.386	4:51.326	91.458
3	23:02.942	9:32.556	46.535
4	27:54.595	4:51.653	91.355

#### 57 Peter WAKEFIELD

SSP Behind 1:03.756

Best Time **4:55.118** Best Speed **90.282** On **3** Gp **a**

Lap	Elapsed Time	Lap Time	Lap Speed
1	6:01.237	6:01.237	72.514
2	28:48.197	22:46.960	19.491
3	33:43.315	4:55.118	90.282

#### 23 Dennis BOOTH

SSP Behind 2:10.895

Best Time **6:02.257** Best Speed **73.550** On **1** Gp **a**

Lap	Elapsed Time	Lap Time	Lap Speed
1	6:02.257	6:02.257	72.310



# METZELER ULSTER GRAND PRIX BIKE WEEK

## SUPERSPORT

### UGP First Qualifying

Wednesday, 14 August 2013

## DETAILED RESULT



### Non Qualifiers

Position

#### 51 Timothee MONOT

SSP Behind **3:54.073**  
Best Time **7:45.435** Best Speed **57.245** On **1** Gp **a**

Lap	Elapsed Time	Lap Time	Lap Speed
1	7:45.435	7:45.435	56.280

#### 46 Davide ANSALDI

SSP Behind **5:40.798**  
Best Time **9:32.160** Best Speed **46.567** On **1** Gp **a**

Lap	Elapsed Time	Lap Time	Lap Speed
1	9:32.160	9:32.160	45.782

#### 68 Robert WILSON

SSP Behind **9:19.700**  
Best Time **13:11.062** Best Speed **33.681** On **1** Gp **a**

Lap	Elapsed Time	Lap Time	Lap Speed
1	13:11.062	13:11.062	33.113

Speed TrapUlster Grand Prix Supersport 1st Practice

No.	Name	<u>Lap 1</u>	<u>Lap 2</u>	<u>Lap 3</u>	<u>Lap 4</u>	<u>Lap 5</u>	<u>Lap 6</u>	<u>Lap 7</u>
1	Dean HARRISON			167	161		162	
2	Ian LOUGHER	157	159	161		159	159	
4	Guy MARTIN				162		167	
5	Bruce ANSTEY	166	164	164				
6	William DUNLOP			166	163	169	169	172
7	Gary JOHNSON			162	166		160	161
9	Michael DUNLOP	164			167	166	163	
10	Conor CUMMINS					167		
12	Rob BARBER			157				
14	Daniel COOPER	137			161	161	160	
15	Jamie COWARD	162		159		159	162	165
16	David HAIRE		154		163	163	162	
17	Christian ELKIN	162		162	163	164	156	
18	Lee JOHNSTON		159					
22	Stephen McILVENNA		151	147	148			
25	Ivan SHANLEY		165					
27	Dave HEWSON			143				
29	Paul CRANSTON	158	144					
33	Mark PARRETT						154	155
35	Derek SHEILS	159		153			154	149
37	Andrew TAYLOR						142	
40	Dan STEWART	149	155			142	156	
42	William DAVISON					158		
44	Jamie HAMILTON		160	158	162	143		
52	Russ MOUNTFORD	164	162	165	166	163	165	165
58	Ben WYLIE					162	157	146
59	Ivan LINTIN	140		145				
61	Gary MILLER						149	154
63	David MULLIGAN						155	
68	Robert WILSON	162						
69	Paul SHOESMITH			153		154		
71	Davy MORGAN			153			153	
77	Dave WALSH			142				
82	Derek McGEE	166		166	165	165	166	163
86	Cameron DONALD	167	167					
98	Paul OWEN		157	151				

# METZELER ULSTER GRAND PRIX BIKE WEEK

## SUPERSPORT

### UGP Second Qualifying

Thursday, 15 August 2013



Qualifying Time **4:22.089** Qualifying Speed **101.66**


Pos	Class	No	Name	Machine / Sponsor	Time	Best Lap Behind	Speed	On	Total Laps	Qualifying Laps
1	SSP	4	Guy MARTIN	Suzuki - Tyco Suzuki by TAS Racing	3:41.286		120.405	7	8	7
2	SSP	5	Bruce ANSTEY	Honda - HM Plant Honda by Padgetts	3:41.611	0.325	120.229	6	7	6
3	SSP	10	Conor CUMMINS	Yamaha - Milwaukee Yamaha	3:42.213	0.927	119.903	8	8	7
4	SSP	6	William DUNLOP	Yamaha - Milwaukee Yamaha	3:43.245	1.959	119.349	7	7	5
5	SSP	18	Lee JOHNSTON	Honda - East Coast Racing	3:44.024	2.738	118.934	6	7	5
6	SSP	9	Michael DUNLOP	Honda - MD Racing	3:44.277	2.991	118.799	7	7	5
7	SSP	86	Cameron DONALD	Honda - Wilson Craig Racing	3:45.190	3.904	118.318	7	7	5
8	SSP	82	Derek McGEE	Yamaha	3:45.906	4.620	117.943	7	7	6
9	SSP	1	Dean HARRISON	Yamaha - Ian Bell Motorcycles	3:48.407	7.121	116.651	7	8	7
10	SSP	14	Daniel COOPER	Triumph 675 - Centurion Racing	3:49.482	8.196	116.105	7	8	7
11	SSP	44	Jamie HAMILTON	Kawasaki - KMR Vauxhall Dealers NI	3:49.565	8.279	116.063	7	7	5
12	SSP	30	Seamus ELLIOTT	Yamaha - SBE Racing	3:50.338	9.052	115.673	7	8	6
13	SSP	52	Russ MOUNTFORD	Yamaha - SHR	3:50.358	9.072	115.663	8	8	7
14	SSP	2	Ian LOUGHER	Honda - W A Corless / Jackson Racing	3:50.388	9.102	115.648	5	6	4
15	SSP	59	Ivan LINTIN	Honda - Taylor Lindsey	3:50.440	9.154	115.622	6	6	4
16	SSP	7	Gary JOHNSON	MV Agusta 675 - Valmoto MV Agusta	3:50.608	9.322	115.538	4	4	3
17	SSP	25	Ivan SHANLEY	Yamaha - Ty-Rock	3:50.863	9.577	115.410	7	7	6
18	SSP	40	Dan STEWART	Honda - Wilcock Consulting	3:51.513	10.227	115.086	7	7	5
19	SSP	33	Mark PARRETT	Yamaha - Vixen Racing	3:55.760	14.474	113.013	6	7	6
20	SSP	17	Christian ELKIN	Yamaha - Ice Valley by Motorsave	3:56.024	14.738	112.887	5	5	4
21	SSP	69	Paul SHOESMITH	Honda - Ice Valley by Motorsave	3:56.508	15.222	112.656	5	6	5
22	SSP	58	Ben WYLIE	Yamaha - Wylie Racing / Brenin Bikes	3:56.872	15.586	112.483	6	7	5
23	SSP	15	Jamie COWARD	Yamaha - Barnes Racing	3:57.754	16.468	112.065	4	5	4
24	SSP	63	David MULLIGAN	Yamaha	3:58.374	17.088	111.774	7	7	6
25	SSP	42	William DAVISON	Honda - Hill Contracts	3:58.603	17.317	111.666	6	6	5
26	SSP	12	Rob BARBER	Honda - Swinton	4:00.103	18.817	110.969	5	6	5
27	SSP	22	Stephen McILVENNA	Yamaha	4:00.167	18.881	110.939	4	5	2
28	SSP	68	Robert WILSON	Kawasaki - Stoddart Racing	4:00.562	19.276	110.757	7	8	7
29	SSP	98	Paul OWEN	Yamaha - #98 Club	4:01.461	20.175	110.345	5	6	5
30	SSP	61	Gary MILLER	Suzuki	4:04.813	23.527	108.834	7	7	6
31	SSP	16	David HAIRE	Honda - B & W Racing	4:04.897	23.611	108.797	4	6	4
32	SSP	27	Dave HEWSON	Yamaha - David Hewson Ltd	4:05.030	23.744	108.738	6	6	4
33	SSP	35	Derek SHEILS	Honda - Murray Racing	4:05.638	24.352	108.468	3	4	2
34	SSP	37	Andrew TAYLOR	Kawasaki	4:15.144	33.858	104.427	5	6	2
35	SSP	23	Dennis BOOTH	Yamaha	4:15.260	33.974	104.380	2	3	2
36	SSP	51	Timothee MONOT	MV Agusta 675	4:17.015	35.729	103.667	4	5	2

### Non Qualifiers

SSP	20	Paul DUCKETT	Triumph 675	4:15.069	33.783	104.458	4	4	<u>1</u>
SSP	46	Davide ANSALDI	Yamaha - Best Bikes Armagh	4:17.088	35.802	103.638	2	3	<u>1</u>
SSP	73	Derek COSTELLO	Yamaha	4:22.124	40.838	101.646	7	7	<u>0</u>
SSP	57	Peter WAKEFIELD	Yamaha - PW Racing	4:26.099	44.813	100.128	7	7	<u>0</u>
SSP	53	Sandy BERWICK	Suzuki - Berm Shotblasters	4:26.147	44.861	100.110	4	4	<u>0</u>
SSP	36	Michael PEARSON	Kawasaki - Hotties Thermal Packs	8:10.832	4:29.546	54.283	1	1	<u>0</u>

Provisional result to be confirmed by the Stewards of the Meeting subject to completion of technical inspections & the time limit for protests

Page 1 / 1

Circuit	<b>Dundrod</b>	Signed		Organising Club	<b>Dundrod &amp; District MCC</b>
Length(miles)	<b>7.4011</b> Lap 1 (7.2763)	 Chief Timekeeper		Qualifying Started	<b>12:27</b>
Weather	<b>Rain - Cloudy</b>		Issued At:	<b>13:04</b>	
Track	<b>Wet - Dry</b>				

# METZELER ULSTER GRAND PRIX BIKE WEEK

## SUPERSPORT

### UGP Second Qualifying

Thursday, 15 August 2013

## DETAILED RESULT



### Qualifying Classification

Position

#### **1** 4 Guy MARTIN

SSP Behind

Best Time **3:41.286** Best Speed **120.405** On **7** Gp **a**

Lap	Elapsed Time	Lap Time	Lap Speed
1	8:42.196	8:42.196	50.163
2	12:40.535	3:58.339	111.790
3	16:32.048	3:51.513	115.086
4	20:19.756	3:47.708	117.009
5	24:04.116	3:44.360	118.755
6	27:45.733	3:41.617	120.225
7	31:27.019	3:41.286	120.405
8	35:18.674	3:51.655	115.016

#### **2** 5 Bruce ANSTEY

SSP Behind **0.325**

Best Time **3:41.611** Best Speed **120.229** On **6** Gp **a**

Lap	Elapsed Time	Lap Time	Lap Speed
1	12:51.902	12:51.902	33.935
2	16:42.252	3:50.350	115.667
3	20:29.960	3:47.708	117.009
4	24:14.601	3:44.641	118.607
5	27:57.694	3:43.093	119.430
6	31:39.305	3:41.611	120.229
7	35:30.025	3:50.720	115.482

#### **3** 10 Conor CUMMINS

SSP Behind **0.927**

Best Time **3:42.213** Best Speed **119.903** On **8** Gp **a**

Lap	Elapsed Time	Lap Time	Lap Speed
1	5:11.172	5:11.172	84.181
2	9:12.537	4:01.365	110.389
3	13:10.379	3:57.842	112.024
4	17:05.159	3:54.780	113.485
5	20:55.651	3:50.492	115.596
6	24:41.890	3:46.239	117.769
7	28:29.350	3:47.460	117.137
8	32:11.563	3:42.213	119.903

#### **4** 6 William DUNLOP

SSP Behind **1.959**

Best Time **3:43.245** Best Speed **119.349** On **7** Gp **a**

Lap	Elapsed Time	Lap Time	Lap Speed
1	7:08.737	7:08.737	61.097
2	10:58.961	3:50.224	115.731
3	14:46.874	3:47.913	116.904
4	18:34.292	3:47.418	117.159
5	22:43.591	4:09.299	106.876
6	28:54.855	6:11.264	71.766
7	32:38.100	3:43.245	119.349

### Qualifying Classification

Position

#### **5** 18 Lee JOHNSTON

SSP Behind **2.738**

Best Time **3:44.024** Best Speed **118.934** On **6** Gp **a**

Lap	Elapsed Time	Lap Time	Lap Speed
1	7:17.554	7:17.554	59.866
2	11:12.701	3:55.147	113.308
3	15:05.943	3:53.242	114.233
4	19:16.401	4:10.458	106.381
5	27:47.011	8:30.610	52.181
6	31:31.035	3:44.024	118.934
7	35:19.144	3:48.109	116.804

#### **6** 9 Michael DUNLOP

SSP Behind **2.991**

Best Time **3:44.277** Best Speed **118.799** On **7** Gp **a**

Lap	Elapsed Time	Lap Time	Lap Speed
1	7:17.286	7:17.286	59.903
2	11:10.166	3:52.880	114.411
3	15:01.059	3:50.893	115.395
4	21:54.598	6:53.539	64.429
5	25:42.237	3:47.639	117.045
6	29:27.843	3:45.606	118.100
7	33:12.120	3:44.277	118.799

#### **7** 86 Cameron DONALD

SSP Behind **3.904**

Best Time **3:45.190** Best Speed **118.318** On **7** Gp **a**

Lap	Elapsed Time	Lap Time	Lap Speed
1	5:29.984	5:29.984	79.382
2	9:29.508	3:59.524	111.237
3	13:27.985	3:58.477	111.725
4	17:30.276	4:02.291	109.967
5	26:59.065	9:28.789	46.843
6	30:48.615	3:49.550	116.070
7	34:33.805	3:45.190	118.318

#### **8** 82 Derek McGEE

SSP Behind **4.620**

Best Time **3:45.906** Best Speed **117.943** On **7** Gp **a**

Lap	Elapsed Time	Lap Time	Lap Speed
1	10:33.937	10:33.937	41.321
2	14:38.419	4:04.482	108.981
3	18:34.727	3:56.308	112.751
4	22:27.279	3:52.552	114.572
5	26:17.289	3:50.010	115.838
6	30:04.300	3:47.011	117.369
7	33:50.206	3:45.906	117.943



# METZELER ULSTER GRAND PRIX BIKE WEEK

## SUPERSPORT

### UGP Second Qualifying

Thursday, 15 August 2013

## DETAILED RESULT



### Qualifying Classification

Position

#### **9** 1 Dean HARRISON

SSP Behind 7.121

Best Time **3:48.407** Best Speed **116.651** On 7 Gp a

Lap	Elapsed Time	Lap Time	Lap Speed
1	4:48.772	4:48.772	90.711
2	8:48.859	4:00.087	110.976
3	12:46.600	3:57.741	112.071
4	16:41.597	3:54.997	113.380
5	20:33.568	3:51.971	114.859
6	24:25.085	3:51.517	115.084
7	28:13.492	3:48.407	116.651
8	32:07.837	3:54.345	113.695

### Qualifying Classification

Position

#### **12** 30 Seamus ELLIOTT

SSP Behind 9.052

Best Time **3:50.338** Best Speed **115.673** On 7 Gp a

Lap	Elapsed Time	Lap Time	Lap Speed
1	7:10.953	7:10.953	60.783
2	11:10.789	3:59.836	111.092
3	15:06.934	3:56.145	112.829
4	19:01.568	3:54.634	113.555
5	22:57.260	3:55.692	113.046
6	28:11.614	5:14.354	84.758
7	32:01.952	3:50.338	115.673
8	35:55.958	3:54.006	113.860

#### **10** 14 Daniel COOPER

SSP Behind 8.196

Best Time **3:49.482** Best Speed **116.105** On 7 Gp a

Lap	Elapsed Time	Lap Time	Lap Speed
1	7:50.514	7:50.514	55.672
2	11:53.939	4:03.425	109.454
3	15:52.964	3:59.025	111.469
4	19:47.403	3:54.439	113.650
5	23:39.692	3:52.289	114.702
6	27:30.418	3:50.726	115.479
7	31:19.900	3:49.482	116.105
8	35:17.632	3:57.732	112.076

#### **13** 52 Russ MOUNTFORD

SSP Behind 9.072

Best Time **3:50.358** Best Speed **115.663** On 8 Gp a

Lap	Elapsed Time	Lap Time	Lap Speed
1	7:31.366	7:31.366	58.034
2	11:34.471	4:03.105	109.599
3	15:37.891	4:03.420	109.457
4	19:35.043	3:57.152	112.350
5	23:30.176	3:55.133	113.314
6	27:25.398	3:55.222	113.272
7	31:18.992	3:53.594	114.061
8	35:09.350	3:50.358	115.663

#### **11** 44 Jamie HAMILTON

SSP Behind 8.279

Best Time **3:49.565** Best Speed **116.063** On 7 Gp a

Lap	Elapsed Time	Lap Time	Lap Speed
1	6:17.181	6:17.181	69.449
2	10:17.920	4:00.739	110.676
3	14:32.691	4:14.771	104.580
4	18:27.320	3:54.629	113.558
5	22:37.067	4:09.747	106.684
6	29:44.205	7:07.138	62.378
7	33:33.770	3:49.565	116.063

#### **14** 2 Ian LOUGHER

SSP Behind 9.102

Best Time **3:50.388** Best Speed **115.648** On 5 Gp a

Lap	Elapsed Time	Lap Time	Lap Speed
1	7:48.014	7:48.014	55.970
2	16:58.699	9:10.685	48.383
3	20:50.914	3:52.215	114.738
4	24:41.393	3:50.479	115.603
5	28:31.781	3:50.388	115.648
6	32:35.207	4:03.426	109.454

#### **15** 59 Ivan LINTIN

SSP Behind 9.154

Best Time **3:50.440** Best Speed **115.622** On 6 Gp a

Lap	Elapsed Time	Lap Time	Lap Speed
1	8:08.259	8:08.259	53.649
2	19:37.689	11:29.430	38.646
3	23:31.140	3:53.451	114.131
4	27:27.586	3:56.446	112.685
5	31:19.077	3:51.491	115.097
6	35:09.517	3:50.440	115.622



# METZELER ULSTER GRAND PRIX BIKE WEEK

## SUPERSPORT

### UGP Second Qualifying

Thursday, 15 August 2013

## DETAILED RESULT



### Qualifying Classification

Position

#### **16** 7 Gary JOHNSON

SSP Behind 9.322

Best Time **3:50.608** Best Speed **115.538** On 4 Gp a

Lap	Elapsed Time	Lap Time	Lap Speed
1	12:14.366	12:14.366	35.670
2	16:11.087	3:56.721	112.554
3	20:04.280	3:53.193	114.257
4	23:54.888	3:50.608	115.538

#### **17** 25 Ivan SHANLEY

SSP Behind 9.577

Best Time **3:50.863** Best Speed **115.410** On 7 Gp a

Lap	Elapsed Time	Lap Time	Lap Speed
1	7:18.154	7:18.154	59.784
2	11:13.816	3:55.662	113.060
3	15:07.406	3:53.590	114.063
4	18:59.881	3:52.475	114.610
5	22:50.993	3:51.112	115.286
6	26:43.319	3:52.326	114.684
7	30:34.182	3:50.863	115.410

#### **18** 40 Dan STEWART

SSP Behind 10.227

Best Time **3:51.513** Best Speed **115.086** On 7 Gp a

Lap	Elapsed Time	Lap Time	Lap Speed
1	7:51.213	7:51.213	55.590
2	11:58.176	4:06.963	107.886
3	16:00.058	4:01.882	110.153
4	20:05.669	4:05.611	108.480
5	27:37.610	7:31.941	58.955
6	31:32.536	3:54.926	113.414
7	35:24.049	3:51.513	115.086

#### **19** 33 Mark PARRETT

SSP Behind 14.474

Best Time **3:55.760** Best Speed **113.013** On 6 Gp a

Lap	Elapsed Time	Lap Time	Lap Speed
1	7:52.302	7:52.302	55.462
2	12:01.818	4:09.516	106.783
3	16:07.937	4:06.119	108.256
4	20:08.903	4:00.966	110.571
5	24:05.893	3:56.990	112.427
6	28:01.653	3:55.760	113.013
7	32:00.265	3:58.612	111.662

### Qualifying Classification

Position

#### **20** 17 Christian ELKIN

SSP Behind 14.738

Best Time **3:56.024** Best Speed **112.887** On 5 Gp a

Lap	Elapsed Time	Lap Time	Lap Speed
1	19:25.511	19:25.511	22.475
2	23:27.548	4:02.037	110.082
3	27:27.301	3:59.753	111.131
4	31:24.430	3:57.129	112.361
5	35:20.454	3:56.024	112.887

#### **21** 69 Paul SHOESMITH

SSP Behind 15.222

Best Time **3:56.508** Best Speed **112.656** On 5 Gp a

Lap	Elapsed Time	Lap Time	Lap Speed
1	15:10.525	15:10.525	28.769
2	19:23.414	4:12.889	105.358
3	23:27.433	4:04.019	109.188
4	27:28.809	4:01.376	110.384
5	31:25.317	3:56.508	112.656
6	35:23.792	3:58.475	111.726

#### **22** 58 Ben WYLIE

SSP Behind 15.586

Best Time **3:56.872** Best Speed **112.483** On 6 Gp a

Lap	Elapsed Time	Lap Time	Lap Speed
1	8:29.532	8:29.532	51.409
2	12:40.256	4:10.724	106.268
3	16:45.564	4:05.308	108.614
4	20:54.359	4:08.795	107.092
5	27:28.380	6:34.021	67.621
6	31:25.252	3:56.872	112.483
7	35:23.903	3:58.651	111.644

#### **23** 15 Jamie COWARD

SSP Behind 16.468

Best Time **3:57.754** Best Speed **112.065** On 4 Gp a

Lap	Elapsed Time	Lap Time	Lap Speed
1	10:21.453	10:21.453	42.151
2	14:25.043	4:03.590	109.380
3	18:26.168	4:01.125	110.499
4	22:23.922	3:57.754	112.065
5	26:22.674	3:58.752	111.597

# METZELER ULSTER GRAND PRIX BIKE WEEK

## SUPERSPORT

### UGP Second Qualifying

Thursday, 15 August 2013

## DETAILED RESULT



### Qualifying Classification

Position

#### **24** 63 David MULLIGAN

SSP Behind 17.088

Best Time **3:58.374** Best Speed **111.774** On 7 Gp a

Lap	Elapsed Time	Lap Time	Lap Speed
1	10:15.109	10:15.109	42.585
2	14:32.941	4:17.832	103.338
3	18:44.003	4:11.062	106.125
4	22:50.061	4:06.058	108.283
5	26:52.829	4:02.768	109.751
6	30:52.798	3:59.969	111.031
7	34:51.172	3:58.374	111.774

#### **25** 42 William DAVISON

SSP Behind 17.317

Best Time **3:58.603** Best Speed **111.666** On 6 Gp a

Lap	Elapsed Time	Lap Time	Lap Speed
1	12:24.512	12:24.512	35.184
2	16:36.051	4:11.539	105.924
3	20:40.254	4:04.203	109.106
4	24:40.836	4:00.582	110.748
5	28:39.673	3:58.837	111.557
6	32:38.276	3:58.603	111.666

#### **26** 12 Rob BARBER

SSP Behind 18.817

Best Time **4:00.103** Best Speed **110.969** On 5 Gp a

Lap	Elapsed Time	Lap Time	Lap Speed
1	12:57.292	12:57.292	33.700
2	17:04.293	4:07.001	107.870
3	21:09.225	4:04.932	108.781
4	25:11.818	4:02.593	109.830
5	29:11.921	4:00.103	110.969
6	33:33.495	4:21.574	101.860

#### **27** 22 Stephen McILVENNA

SSP Behind 18.881

Best Time **4:00.167** Best Speed **110.939** On 4 Gp a

Lap	Elapsed Time	Lap Time	Lap Speed
1	5:20.096	5:20.096	81.834
2	16:25.820	11:05.724	40.023
3	20:29.938	4:04.118	109.144
4	24:30.105	4:00.167	110.939
5	29:21.985	4:51.880	91.284

### Qualifying Classification

Position

#### **28** 68 Robert WILSON

SSP Behind 19.276

Best Time **4:00.562** Best Speed **110.757** On 7 Gp a

Lap	Elapsed Time	Lap Time	Lap Speed
1	6:10.232	6:10.232	70.752
2	10:24.557	4:14.325	104.763
3	14:34.129	4:09.572	106.759
4	18:41.764	4:07.635	107.594
5	22:49.745	4:07.981	107.444
6	26:53.946	4:04.201	109.107
7	30:54.508	4:00.562	110.757
8	34:56.476	4:01.968	110.114

#### **29** 98 Paul OWEN

SSP Behind 20.175

Best Time **4:01.461** Best Speed **110.345** On 5 Gp a

Lap	Elapsed Time	Lap Time	Lap Speed
1	7:43.125	7:43.125	56.561
2	11:58.317	4:15.192	104.408
3	16:07.232	4:08.915	107.040
4	20:13.267	4:06.035	108.293
5	24:14.728	4:01.461	110.345
6	28:21.012	4:06.284	108.184

#### **30** 61 Gary MILLER

SSP Behind 23.527

Best Time **4:04.813** Best Speed **108.834** On 7 Gp a

Lap	Elapsed Time	Lap Time	Lap Speed
1	8:32.867	8:32.867	51.075
2	12:51.454	4:18.587	103.037
3	17:03.268	4:11.814	105.808
4	21:13.310	4:10.042	106.558
5	25:23.792	4:10.482	106.371
6	29:30.255	4:06.463	108.105
7	33:35.068	4:04.813	108.834

#### **31** 16 David HAIRE

SSP Behind 23.611

Best Time **4:04.897** Best Speed **108.797** On 4 Gp a

Lap	Elapsed Time	Lap Time	Lap Speed
1	12:26.096	12:26.096	35.109
2	16:40.468	4:14.372	104.744
3	20:50.609	4:10.141	106.516
4	24:55.506	4:04.897	108.797
5	29:06.823	4:11.317	106.017
6	35:59.054	6:52.231	64.634

# METZELER ULSTER GRAND PRIX BIKE WEEK

## SUPERSPORT

### UGP Second Qualifying

Thursday, 15 August 2013

## DETAILED RESULT



### Qualifying Classification

Position

#### **32** 27 Dave HEWSON

SSP Behind 23.744

Best Time **4:05.030** Best Speed **108.738** On **6** Gp **a**

Lap	Elapsed Time	Lap Time	Lap Speed
1	8:44.423	8:44.423	49.950
2	16:21.977	7:37.554	58.231
3	20:32.963	4:10.986	106.157
4	24:40.546	4:07.583	107.616
5	28:48.522	4:07.976	107.446
6	32:53.552	4:05.030	108.738

#### **33** 35 Derek SHEILS

SSP Behind 24.352

Best Time **4:05.638** Best Speed **108.468** On **3** Gp **a**

Lap	Elapsed Time	Lap Time	Lap Speed
1	8:29.745	8:29.745	51.388
2	12:40.495	4:10.750	106.257
3	16:46.133	4:05.638	108.468
4	21:14.646	4:28.513	99.228

#### **34** 37 Andrew TAYLOR

SSP Behind 33.858

Best Time **4:15.144** Best Speed **104.427** On **5** Gp **a**

Lap	Elapsed Time	Lap Time	Lap Speed
1	7:38.820	7:38.820	57.091
2	12:15.549	4:36.729	96.282
3	16:50.127	4:34.578	97.036
4	27:23.709	10:33.582	42.053
5	31:38.853	4:15.144	104.427
6	35:54.670	4:15.817	104.152

#### **35** 23 Dennis BOOTH

SSP Behind 33.974

Best Time **4:15.260** Best Speed **104.380** On **2** Gp **a**

Lap	Elapsed Time	Lap Time	Lap Speed
1	13:17.762	13:17.762	32.835
2	17:33.022	4:15.260	104.380
3	21:48.964	4:15.942	104.102

### Qualifying Classification

Position

#### **36** 51 Timothee MONOT

SSP Behind 35.729

Best Time **4:17.015** Best Speed **103.667** On **4** Gp **a**

Lap	Elapsed Time	Lap Time	Lap Speed
1	8:31.774	8:31.774	51.184
2	12:59.799	4:28.025	99.408
3	17:20.986	4:21.187	102.011
4	21:38.001	4:17.015	103.667
5	26:02.915	4:24.914	100.576

### Non Qualifiers

Position

#### 20 Paul DUCKETT

SSP Behind 33.783

Best Time **4:15.069** Best Speed **104.458** On **4** Gp **a**

Lap	Elapsed Time	Lap Time	Lap Speed
1	14:49.242	14:49.242	29.457
2	19:28.644	4:39.402	95.361
3	30:54.429	11:25.785	38.852
4	35:09.498	4:15.069	104.458

#### 46 Davide ANSALDI

SSP Behind 35.802

Best Time **4:17.088** Best Speed **103.638** On **2** Gp **a**

Lap	Elapsed Time	Lap Time	Lap Speed
1	23:27.362	23:27.362	18.613
2	27:44.450	4:17.088	103.638
3	32:07.173	4:22.723	101.415

#### 73 Derek COSTELLO

SSP Behind 40.838

Best Time **4:22.124** Best Speed **101.646** On **7** Gp **a**

Lap	Elapsed Time	Lap Time	Lap Speed
1	8:49.136	8:49.136	49.505
2	13:41.968	4:52.832	90.987
3	18:27.496	4:45.528	93.315
4	23:00.078	4:32.582	97.747
5	27:29.104	4:29.026	99.039
6	31:52.035	4:22.931	101.334
7	36:14.159	4:22.124	101.646

# METZELER ULSTER GRAND PRIX BIKE WEEK

## SUPERSPORT

### UGP Second Qualifying

Thursday, 15 August 2013

## DETAILED RESULT



### Non Qualifiers

Position

#### 57 Peter WAKEFIELD

SSP Behind **44.813**

Best Time **4:26.099** Best Speed **100.128** On **7** Gp **a**

Lap	Elapsed Time	Lap Time	Lap Speed
1	8:43.837	8:43.837	50.005
2	13:26.890	4:43.053	94.131
3	18:00.065	4:33.175	97.534
4	22:35.398	4:35.333	96.770
5	27:06.232	4:30.834	98.377
6	31:34.276	4:28.044	99.401
7	36:00.375	4:26.099	100.128

#### 53 Sandy BERWICK

SSP Behind **44.861**

Best Time **4:26.147** Best Speed **100.110** On **4** Gp **a**

Lap	Elapsed Time	Lap Time	Lap Speed
1	16:21.885	16:21.885	26.678
2	21:00.630	4:38.745	95.585
3	25:28.933	4:28.303	99.305
4	29:55.080	4:26.147	100.110

#### 36 Michael PEARSON

SSP Behind **4:29.546**

Best Time **8:10.832** Best Speed **54.283** On **1** Gp **a**

Lap	Elapsed Time	Lap Time	Lap Speed
1	8:10.832	8:10.832	53.368

# METZELER ULSTER GRAND PRIX BIKE WEEK

## SUPERSPORT Combined Qualifying



-----Best Time / Qual Laps-----  
 Pos Class No Name Session A Session B Overall Best Time / Speed / Total Qual Laps

### Qualifying Classification


1	SSP	4	Guy MARTIN	3:53.163	6	3:41.286	7	3:41.286	120.405	13
2	SSP	5	Bruce ANSTEY	3:57.148	4	3:41.611	6	3:41.611	120.229	10
3	SSP	10	Conor CUMMINS	3:59.380	5	3:42.213	7	3:42.213	119.903	12
4	SSP	6	William DUNLOP	3:51.362	6	3:43.245	5	3:43.245	119.349	11
5	SSP	18	Lee JOHNSTON	4:02.519	5	3:44.024	5	3:44.024	118.934	10
6	SSP	9	Michael DUNLOP	3:51.415	5	3:44.277	5	3:44.277	118.799	10
7	SSP	86	Cameron DONALD	3:57.059	5	3:45.190	5	3:45.190	118.318	10
8	SSP	82	Derek McGEE	4:04.673	7	3:45.906	6	3:45.906	117.943	13
9	SSP	1	Dean HARRISON	3:56.636	6	3:48.407	7	3:48.407	116.651	13
10	SSP	14	Daniel COOPER	4:03.767	7	3:49.482	7	3:49.482	116.105	14
11	SSP	44	Jamie HAMILTON	4:03.861	4	3:49.565	5	3:49.565	116.063	9
12	SSP	30	Seamus ELLIOTT	4:02.800	5	3:50.338	6	3:50.338	115.673	11
13	SSP	52	Russ MOUNTFORD	4:04.982	7	3:50.358	7	3:50.358	115.663	14
14	SSP	2	Ian LOUGHER	4:00.412	6	3:50.388	4	3:50.388	115.648	10
15	SSP	59	Ivan LINTIN	4:06.332	3	3:50.440	4	3:50.440	115.622	7
16	SSP	7	Gary JOHNSON	4:01.053	6	3:50.608	3	3:50.608	115.538	9
17	SSP	25	Ivan SHANLEY	4:04.779	6	3:50.863	6	3:50.863	115.410	12
18	SSP	40	Dan STEWART	4:09.502	5	3:51.513	5	3:51.513	115.086	10
19	SSP	33	Mark PARRETT	4:25.428	2	3:55.760	6	3:55.760	113.013	8
20	SSP	17	Christian ELKIN	4:07.453	6	3:56.024	4	3:56.024	112.887	10
21	SSP	69	Paul SHOESMITH	4:08.419	6	3:56.508	5	3:56.508	112.656	11
22	SSP	58	Ben WYLIE	4:15.490	7	3:56.872	5	3:56.872	112.483	12
23	SSP	15	Jamie COWARD	4:00.481	7	3:57.754	4	3:57.754	112.065	11
24	SSP	63	David MULLIGAN	4:25.503	2	3:58.374	6	3:58.374	111.774	8
25	SSP	42	William DAVISON	4:22.380	3	3:58.603	5	3:58.603	111.666	8
26	SSP	12	Rob BARBER	4:10.160	3	4:00.103	5	4:00.103	110.969	8
27	SSP	22	Stephen McILVENNA	4:01.411	8	4:00.167	2	4:00.167	110.939	10
28	SSP	68	Robert WILSON	13:11.062	0	4:00.562	7	4:00.562	110.757	7
29	SSP	98	Paul OWEN	4:17.968	5	4:01.461	5	4:01.461	110.345	10
30	SSP	61	Gary MILLER	4:14.799	3	4:04.813	6	4:04.813	108.834	9
31	SSP	35	Derek SHEILS	4:04.872	8	4:05.638	2	4:04.872	108.808	10
32	SSP	16	David HAIRE	4:14.959	5	4:04.897	4	4:04.897	108.797	9
33	SSP	27	Dave HEWSON	4:15.952	5	4:05.030	4	4:05.030	108.738	9
34	SSP	36	Michael PEARSON	4:08.235	6	8:10.832	0	4:08.235	107.334	6
35	SSP	37	Andrew TAYLOR	4:28.771	6	4:15.144	2	4:15.144	104.427	8
36	SSP	23	Dennis BOOTH	6:02.257	0	4:15.260	2	4:15.260	104.380	2
37	SSP	51	Timothee MONOT	7:45.435	0	4:17.015	2	4:17.015	103.667	2
38	SSP	71	Davy MORGAN	4:18.215	5	-----	-----	4:18.215	103.185	5
39	SSP	29	Paul CRANSTON	4:19.414	5	-----	-----	4:19.414	102.708	5
40	SSP	77	Dave WALSH	4:30.461	2	-----	-----	4:30.461	98.513	2

### Non Qualifiers

SSP	57	Peter WAKEFIELD	4:55.118	0	4:26.099	0	0
SSP	53	Sandy BERWICK	4:51.326	0	4:26.147	0	0
SSP	46	Davide ANSALDI	9:32.160	0	4:17.088	1	1
SSP	73	Derek COSTELLO	-----	-----	4:22.124	0	0
SSP	20	Paul DUCKETT	4:45.847	0	4:15.069	1	1

Provisional result to be confirmed by the Stewards of the Meeting subject to completion of technical inspections & the time limit for protests

Page 1 / 1

Circuit	Dundrod	Signed	Organising Club	Dundrod & District MCC
Length(miles)	7.4011 Lap 1 (7.2763)	 Chief Timekeeper		
Weather		Issued At:		
Track				