



Wednesday 13th – Saturday 16th August 2014

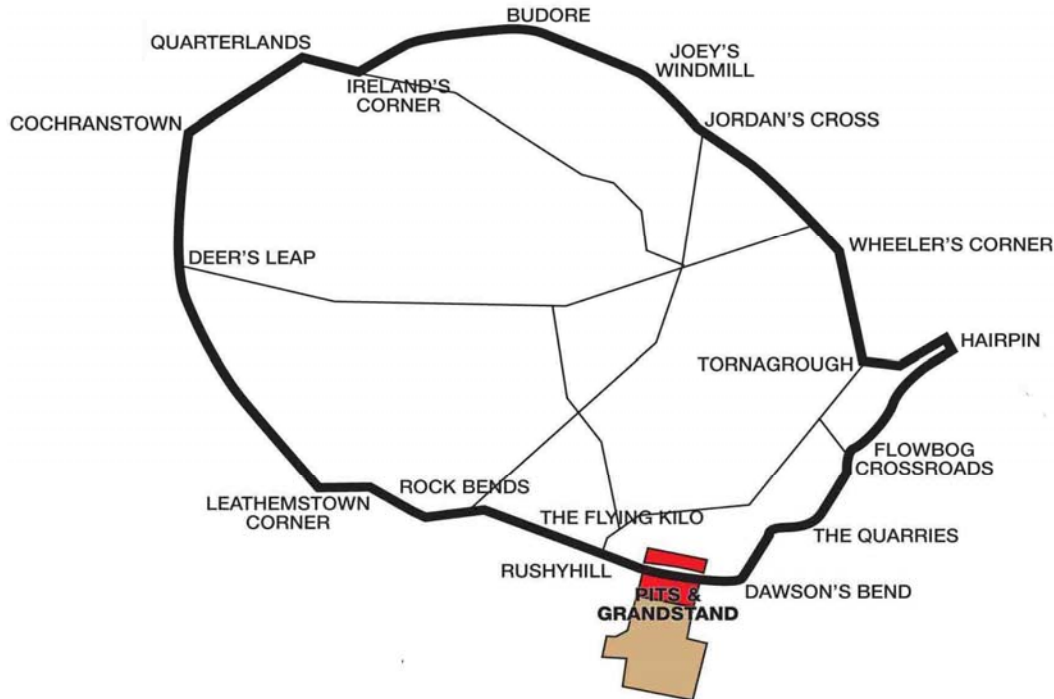
promoted by
Dundrod & District Motorcycle Club
www.ulstergrandprix.net



SUPERBIKE RACE



Dundrod Circuit 7.4011 miles



LAP RECORDS

| Class | Name | Machine | m s | mph | Year |
|---------------------|-------------------|--------------|----------|---------|------|
| 125cc | William Dunlop | Honda | 3 55.017 | 113.370 | 2009 |
| Moto 3 | Christian Elkin | Honda 250 | 4 06.683 | 108.009 | 2013 |
| 250cc | Darran Lindsay | Honda | 3 38.634 | 121.866 | 2006 |
| 400cc | Jason Griffiths | Yamaha 400 | 3 58.43 | 111.748 | 2003 |
| Moto 450 | Paul Owen | Yamaha | 4 36.889 | 96.226 | 2011 |
| Supertwin | Ivan Lintin | Kawasaki 650 | 3 44.398 | 118.735 | 2014 |
| Supersport | Michael Dunlop | Yamaha | 3 27.187 | 128.599 | 2010 |
| Superstock | Ian Hutchinson | Honda | 3 21.599 | 132.163 | 2010 |
| Superbike | Bruce Anstey (NZ) | Suzuki | 3 18.870 | 133.977 | 2010 |
| Challenge Superbike | Peter Hickman | BMW | 3 24.303 | 130.414 | 2014 |
| National 750cc | Lee Johnston | Honda 600 | 3 36.269 | 123.198 | 2012 |

MOST WINS at the ULSTER GP

| | | | |
|----------------------|----|-----------|---|
| Joey Dunlop | 24 | 1979 - 99 | (125 - 2, 250 - 7, 500 - 3, Superbike - 8, F1 - 4) |
| Ian Lougher | 18 | 1998 - 13 | (125 - 4, 250 - 3, Supersport - 3, Superstock - 2, Superbike - 6) |
| Phillip McCallen | 14 | 1991 - 96 | (250 - 6, 400 - 1, Supersport - 3, Superbike - 4) |
| Guy Martin | 11 | 2006 - 13 | (Supersport - 4, Superbike - 7) |
| Brian Reid | 9 | 1983 - 92 | (250 - 4, 350 - 2, 400 - 1, F2 - 1, Supersport - 1) |
| Robert Dunlop | 9 | 1990 - 03 | (125 - 7, Superbike - 2) |
| Ryan Farquhar | 9 | 2002 - 12 | (400 - 1, Supertwin - 4, Supersport - 2, Superstock - 2) |
| Bruce Anstey (NZ) | 8 | 2003 - 12 | (Supersport - 2, Prod'n 600 - 1, Superstock - 2, Superbike - 3) |
| Stanley Woods | 7 | 1924 - 39 | (350 - 1, 500 - 4, Over 600 - 2) |
| Mike Hailwood | 7 | 1959 - 67 | (125 - 1, 250 - 1, 350 - 1, 500 - 4) |
| Giacomo Agostini (I) | 7 | 1967 - 70 | (350 - 4, 500 - 3) |
| Ray McCullough | 7 | 1971 - 82 | (250 - 3, 350 - 4) |
| Bob Jackson | 7 | 1993 - 97 | (SSP - 1, Classic 250 - 3, Classic 500 - 3) |
| William Dunlop | 7 | 2007 - 13 | (125 - 2, 250 - 2, Supersport - 3) |
| John Surtees | 6 | 1955 - 60 | (250 - 1, 350 - 3, 500 - 2) |
| John Williams | 6 | 1973 - 78 | (250 - 1, 350 - 1, 500 - 3, Superbike - 1) |
| Bill Swallow | 6 | 1994 - 00 | (Classic 350 - 3, Classic 500 - 3) |
| Michael Dunlop | 6 | 2011 - 13 | (Supersport - 2, Superstock - 3, Superbike - 1) |

MOST WINS at the DUNDROD 150

| | | | |
|----------------|----|-----------|---|
| Joey Dunlop | 24 | 1976 - 94 | (125 - 1, 250 - 5, 350 - 2, 500 - 3, Superbike - 13) |
| Bob Jackson | 11 | 1981 - 98 | (250 - 1, Supersport - 2, Superbike - 4, Classic - 4) |
| Ray McCullough | 10 | 1965 - 82 | (250 - 7, 350 - 3) |

METZELER ULSTER GRAND PRIX SUPERBIKE / SUPERSTOCK

UGP First Qualifying
Wednesday, 13 August 2014



UGP Superbike First Qualifying

Qualifying Time

3:59.650

Qualifying Speed

111.179


| Pos | Class | No | Name | Machine / Sponsor | Time | Best Lap | | | Total Laps | Qualifying Laps |
|-----|-------|-----|------------------|--|----------|----------|---------|----|------------|-----------------|
| | | | | | | Behind | Speed | On | | |
| 1 | SBK | 4 | Guy MARTIN | Suzuki - Tyco Suzuki by TAS Racing | 3:22.227 | | 131.753 | 6 | 7 | 7 |
| 2 | SBK | 1 | Michael DUNLOP | BMW - BMW Motorrad | 3:22.996 | 0.769 | 131.254 | 6 | 7 | 5 |
| 3 | SBK | 5 | Bruce ANSTEY | Honda - Valvoline Racing by Padgetts | 3:23.215 | 0.988 | 131.112 | 4 | 6 | 5 |
| 4 | SBK | 6 | William DUNLOP | Suzuki - Tyco Suzuki by TAS Racing | 3:24.083 | 1.856 | 130.555 | 4 | 9 | 8 |
| 5 | SBK | 13 | Lee JOHNSTON | Honda - ECC / Pirtek | 3:24.471 | 2.244 | 130.307 | 3 | 4 | 3 |
| 6 | SBK | 2 | Ian HUTCHINSON | Yamaha - Milwaukee Yamaha | 3:25.223 | 2.996 | 129.829 | 10 | 10 | 7 |
| 7 | SBK | 60 | Peter HICKMAN | BMW - Ice Valley by Motorsave | 3:26.146 | 3.919 | 129.248 | 8 | 10 | 9 |
| 8 | SBK | 14 | Dan KNEEN | Suzuki - Cookstown BE Racing | 3:26.579 | 4.352 | 128.977 | 2 | 4 | 3 |
| 9 | SBK | 12 | Dean HARRISON | Kawasaki - RC Express Racing by MSS | 3:27.282 | 5.055 | 128.540 | 3 | 4 | 3 |
| 10 | SBK | 24 | Steve MERCER | Suzuki - Team Traction Control | 3:27.359 | 5.132 | 128.492 | 5 | 6 | 5 |
| 11 | SBK | 11 | Stephen THOMPSON | BMW - Bathams prize winning ales | 3:27.945 | 5.718 | 128.130 | 3 | 5 | 4 |
| 12 | SBK | 15 | Derek SHEILS | Kawasaki - CD Racing | 3:29.337 | 7.110 | 127.278 | 2 | 9 | 6 |
| 13 | SBK | 48 | Derek McGEE | Kawasaki - McGee Racing | 3:29.522 | 7.295 | 127.165 | 4 | 8 | 7 |
| 14 | SBK | 29 | Ivan LINTIN | Honda - Taylor Lindsey Racing | 3:30.744 | 8.517 | 126.428 | 2 | 4 | 3 |
| 15 | SBK | 19 | Rob BARBER | BMW - Block Solutions | 3:30.994 | 8.767 | 126.278 | 4 | 10 | 9 |
| 16 | SBK | 97 | Seamus ELLIOTT | Kawasaki - D & G W Racing | 3:31.030 | 8.803 | 126.257 | 5 | 7 | 5 |
| 17 | SBK | 52 | Russ MOUNTFORD | Kawasaki - Silicone Engineering Racing | 3:32.009 | 9.782 | 125.674 | 11 | 11 | 9 |
| 18 | SBK | 61 | John WALSH | BMW - Nolan | 3:32.565 | 10.338 | 125.345 | 7 | 8 | 6 |
| 19 | SBK | 31 | Shaun ANDERSON | Suzuki - CN Racing | 3:32.794 | 10.567 | 125.210 | 8 | 9 | 8 |
| 20 | SBK | 111 | Paul SHOESMITH | BMW - Ice Valley by Motorsave | 3:33.669 | 11.442 | 124.697 | 7 | 11 | 10 |
| 21 | SBK | 98 | Paul OWEN | Honda - Team #98 | 3:34.320 | 12.093 | 124.319 | 6 | 8 | 6 |
| 22 | SBK | 40 | Daley MATHISON | Suzuki - Hol-Taj/Team Classic Suzuki | 3:34.661 | 12.434 | 124.121 | 4 | 9 | 7 |
| 23 | SBK | 94 | Ben WYLIE | Bimota - bimota.uk.com | 3:35.287 | 13.060 | 123.760 | 7 | 9 | 8 |
| 24 | SBK | 65 | Michael SWEENEY | Kawasaki - MJR Racing | 3:36.091 | 13.864 | 123.300 | 2 | 2 | 2 |
| 25 | SBK | 43 | Mark PARRETT | BMW - C & C Ltd. | 3:36.675 | 14.448 | 122.967 | 6 | 9 | 7 |
| 26 | SBK | 25 | Ivan SHANLEY | Suzuki - Raymond Lilley Electrical | 3:37.078 | 14.851 | 122.739 | 4 | 4 | 3 |
| 27 | SBK | 36 | Fabrice MIGUET | Honda | 3:37.755 | 15.528 | 122.358 | 5 | 8 | 6 |
| 28 | SBK | 71 | Davy MORGAN | Honda - Strangford Holiday Park | 3:38.853 | 16.626 | 121.744 | 3 | 4 | 3 |
| 29 | SBK | 27 | Nuno CAETANO | Kawasaki - KS Team of Portugal | 3:38.962 | 16.735 | 121.683 | 2 | 6 | 5 |
| 30 | SBK | 16 | Dave HEWSON | Aprilia - Obsession Engineering | 3:38.976 | 16.749 | 121.675 | 7 | 9 | 7 |
| 31 | SBK | 70 | Phillip CROWE | BMW - Handtrans-Objektum-Fleetwood | 3:39.747 | 17.520 | 121.248 | 10 | 10 | 7 |
| 32 | SBK | 66 | Tom McHALE | Honda | 3:40.678 | 18.451 | 120.737 | 4 | 5 | 4 |
| 33 | SBK | 17 | Mark GOODINGS | Kawasaki - IPG Racing | 3:40.896 | 18.669 | 120.618 | 7 | 10 | 8 |
| 34 | SBK | 21 | Alan CONNOR | Suzuki - Connor Racing | 3:41.320 | 19.093 | 120.387 | 3 | 8 | 6 |
| 35 | SBK | 41 | Neil GREGORY | Honda - Quelch Afterdark Racing | 3:41.627 | 19.400 | 120.220 | 5 | 7 | 6 |
| 36 | SBK | 23 | Dennis BOOTH | Suzuki | 3:42.222 | 19.995 | 119.898 | 6 | 7 | 5 |
| 37 | SBK | 47 | Alistair KIRK | Kawasaki - AKR / McCurry Motorsport | 3:42.352 | 20.125 | 119.828 | 7 | 9 | 7 |
| 38 | SBK | 95 | Xavier DENIS | Kawasaki | 3:42.682 | 20.455 | 119.650 | 6 | 9 | 6 |
| 39 | SBK | 89 | Colin STEPHENSON | Honda - CS Racing | 3:43.348 | 21.121 | 119.293 | 6 | 7 | 6 |
| 40 | SBK | 91 | Anthony McCOLGAN | Ducati | 3:44.630 | 22.403 | 118.613 | 4 | 5 | 4 |
| 41 | SBK | 33 | Paul CRANSTON | Suzuki - P & J Fuel Haulage | 3:46.840 | 24.613 | 117.457 | 5 | 10 | 9 |
| 42 | SBK | 80 | Darren COOPER | Kawasaki | 3:49.952 | 27.725 | 115.867 | 4 | 5 | 4 |
| 43 | SBK | 38 | Andrew SELLARS | Honda | 3:58.177 | 35.950 | 111.866 | 5 | 6 | 5 |

Non Qualifiers

| | | | | | | | | | |
|-----|----|---------------|---------------------------|-----------|-----------|--------|---|---|---|
| SBK | 69 | George SPENCE | Honda - Dod Spence Racing | 42:59.260 | 39:33.261 | 10.330 | 1 | 1 | 0 |
|-----|----|---------------|---------------------------|-----------|-----------|--------|---|---|---|

Provisional result to be confirmed by the Stewards of the Meeting subject to completion of technical inspections & the time limit for protests

Page 1 / 2

| | | | | | |
|---------------|------------------------------|------------------|---|--------------------|-----------------------------------|
| Circuit | Dundrod | Signed |  | Organising Club | Dundrod & District MCC |
| Length(miles) | 7.4011 Lap 1 (7.2763) | Chief Timekeeper | | Qualifying Started | 19:34 |
| Weather | Bright | Issued At: 20:28 | | | |
| Track | Dry | | | | |

METZELER ULSTER GRAND PRIX

SUPERBIKE / SUPERSTOCK

UGP First Qualifying

Wednesday, 13 August 2014

DETAILED RESULT

UGP Superbike First Qualifying

Qualifying Classification

Position

1 **4 Guy MARTIN**

Behind

Best Time **3:22.227** Best Speed **131.753** On **6** Gp **a**

| Lap | Elapsed Time | Lap Time | Lap Speed |
|-----|--------------|----------|-----------|
| 1 | 3:33.844 | 3:33.844 | 122.494 |
| 2 | 6:56.571 | 3:22.727 | 131.428 |
| 3 | 10:20.598 | 3:24.027 | 130.590 |
| 4 | 13:45.227 | 3:24.629 | 130.206 |
| 5 | 17:09.350 | 3:24.123 | 130.529 |
| 6 | 20:31.577 | 3:22.227 | 131.753 |
| 7 | 24:04.320 | 3:32.743 | 125.240 |

2 **1 Michael DUNLOP**

Behind **0.769**

Best Time **3:22.996** Best Speed **131.254** On **6** Gp **a**

| Lap | Elapsed Time | Lap Time | Lap Speed |
|-----|--------------|-----------|-----------|
| 1 | 3:56.197 | 3:56.197 | 110.902 |
| 2 | 23:55.083 | 19:58.886 | 22.224 |
| 3 | 27:18.411 | 3:23.328 | 131.039 |
| 4 | 30:45.427 | 3:27.016 | 128.705 |
| 5 | 37:15.502 | 6:30.075 | 68.305 |
| 6 | 40:38.498 | 3:22.996 | 131.254 |
| 7 | 44:02.051 | 3:23.553 | 130.894 |

3 **5 Bruce ANSTEY**

Behind **0.988**

Best Time **3:23.215** Best Speed **131.112** On **4** Gp **a**

| Lap | Elapsed Time | Lap Time | Lap Speed |
|-----|--------------|----------|-----------|
| 1 | 4:44.043 | 4:44.043 | 92.221 |
| 2 | 8:11.017 | 3:26.974 | 128.731 |
| 3 | 11:41.691 | 3:30.674 | 126.470 |
| 4 | 15:04.906 | 3:23.215 | 131.112 |
| 5 | 18:29.492 | 3:24.586 | 130.234 |
| 6 | 22:03.395 | 3:33.903 | 124.561 |

4 **6 William DUNLOP**

Behind **1.856**

Best Time **3:24.083** Best Speed **130.555** On **4** Gp **a**

| Lap | Elapsed Time | Lap Time | Lap Speed |
|-----|--------------|-----------|-----------|
| 1 | 3:40.621 | 3:40.621 | 118.732 |
| 2 | 7:05.818 | 3:25.197 | 129.846 |
| 3 | 10:30.505 | 3:24.687 | 130.169 |
| 4 | 13:54.588 | 3:24.083 | 130.555 |
| 5 | 17:47.029 | 3:52.441 | 114.627 |
| 6 | 32:05.203 | 14:18.174 | 31.047 |
| 7 | 35:31.093 | 3:25.890 | 129.409 |
| 8 | 38:58.330 | 3:27.237 | 128.568 |
| 9 | 42:23.256 | 3:24.926 | 130.017 |

UGP Superbike First Qualifying

Qualifying Classification

Position

5 **13 Lee JOHNSTON**

Behind **2.244**

Best Time **3:24.471** Best Speed **130.307** On **3** Gp **a**

| Lap | Elapsed Time | Lap Time | Lap Speed |
|-----|--------------|-----------|-----------|
| 1 | 22:45.340 | 22:45.340 | 19.185 |
| 2 | 26:10.323 | 3:24.983 | 129.981 |
| 3 | 29:34.794 | 3:24.471 | 130.307 |
| 4 | 33:20.346 | 3:45.552 | 118.128 |

6 **2 Ian HUTCHINSON**

Behind **2.996**

Best Time **3:25.223** Best Speed **129.829** On **10** Gp **a**

| Lap | Elapsed Time | Lap Time | Lap Speed |
|-----|--------------|----------|-----------|
| 1 | 4:01.992 | 4:01.992 | 108.246 |
| 2 | 7:39.034 | 3:37.042 | 122.759 |
| 3 | 14:36.747 | 6:57.713 | 63.785 |
| 4 | 18:03.706 | 3:26.959 | 128.740 |
| 5 | 21:32.642 | 3:28.936 | 127.522 |
| 6 | 25:08.658 | 3:36.016 | 123.343 |
| 7 | 33:04.746 | 7:56.088 | 55.964 |
| 8 | 36:32.182 | 3:27.436 | 128.444 |
| 9 | 39:58.506 | 3:26.324 | 129.137 |
| 10 | 43:23.729 | 3:25.223 | 129.829 |

7 **60 Peter HICKMAN**

Behind **3.919**

Best Time **3:26.146** Best Speed **129.248** On **8** Gp **a**

| Lap | Elapsed Time | Lap Time | Lap Speed |
|-----|--------------|-----------|-----------|
| 1 | 3:50.735 | 3:50.735 | 113.527 |
| 2 | 7:18.863 | 3:28.128 | 128.017 |
| 3 | 10:46.396 | 3:27.533 | 128.384 |
| 4 | 14:14.377 | 3:27.981 | 128.108 |
| 5 | 17:50.264 | 3:35.887 | 123.416 |
| 6 | 29:07.240 | 11:16.976 | 39.357 |
| 7 | 32:35.671 | 3:28.431 | 127.831 |
| 8 | 36:01.817 | 3:26.146 | 129.248 |
| 9 | 39:57.056 | 3:55.239 | 113.263 |
| 10 | 43:23.512 | 3:26.456 | 129.054 |

8 **14 Dan KNEEN**

Behind **4.352**

Best Time **3:26.579** Best Speed **128.977** On **2** Gp **a**

| Lap | Elapsed Time | Lap Time | Lap Speed |
|-----|--------------|-----------|-----------|
| 1 | 3:52.484 | 3:52.484 | 112.673 |
| 2 | 7:19.063 | 3:26.579 | 128.977 |
| 3 | 10:49.574 | 3:30.511 | 126.568 |
| 4 | 43:32.361 | 32:42.787 | 13.575 |



METZELER ULSTER GRAND PRIX

SUPERBIKE / SUPERSTOCK

UGP First Qualifying

Wednesday, 13 August 2014

DETAILED RESULT

UGP Superbike First Qualifying

Qualifying Classification

Position

9 12 Dean HARRISON

Behind 5.055

Best Time 3:27.282 Best Speed 128.540 On 3 Gp a

| Lap | Elapsed Time | Lap Time | Lap Speed |
|-----|--------------|-----------|-----------|
| 1 | 20:31.396 | 20:31.396 | 21.272 |
| 2 | 24:00.075 | 3:28.679 | 127.679 |
| 3 | 27:27.357 | 3:27.282 | 128.540 |
| 4 | 31:15.758 | 3:48.401 | 116.654 |

10 24 Steve MERCER

Behind 5.132

Best Time 3:27.359 Best Speed 128.492 On 5 Gp a

| Lap | Elapsed Time | Lap Time | Lap Speed |
|-----|--------------|----------|-----------|
| 1 | 4:08.539 | 4:08.539 | 105.395 |
| 2 | 7:40.560 | 3:32.021 | 125.667 |
| 3 | 11:13.716 | 3:33.156 | 124.997 |
| 4 | 14:42.482 | 3:28.766 | 127.626 |
| 5 | 18:09.841 | 3:27.359 | 128.492 |
| 6 | 21:47.299 | 3:37.458 | 122.525 |

11 11 Stephen THOMPSON

Behind 5.718

Best Time 3:27.945 Best Speed 128.130 On 3 Gp a

| Lap | Elapsed Time | Lap Time | Lap Speed |
|-----|--------------|----------|-----------|
| 1 | 3:52.258 | 3:52.258 | 112.783 |
| 2 | 7:20.692 | 3:28.434 | 127.829 |
| 3 | 10:48.637 | 3:27.945 | 128.130 |
| 4 | 14:29.620 | 3:40.983 | 120.570 |
| 5 | 22:42.612 | 8:12.992 | 54.045 |

12 15 Derek SHEILS

Behind 7.110

Best Time 3:29.337 Best Speed 127.278 On 2 Gp a

| Lap | Elapsed Time | Lap Time | Lap Speed |
|-----|--------------|-----------|-----------|
| 1 | 3:54.922 | 3:54.922 | 111.504 |
| 2 | 7:24.259 | 3:29.337 | 127.278 |
| 3 | 12:03.287 | 4:39.028 | 95.488 |
| 4 | 15:45.555 | 3:42.268 | 119.873 |
| 5 | 25:49.868 | 10:04.313 | 44.090 |
| 6 | 29:19.317 | 3:29.449 | 127.210 |
| 7 | 33:00.140 | 3:40.823 | 120.658 |
| 8 | 39:25.396 | 6:25.256 | 69.159 |
| 9 | 43:05.383 | 3:39.987 | 121.116 |



UGP Superbike First Qualifying

Qualifying Classification

Position

13 48 Derek McGEE

Behind 7.295

Best Time 3:29.522 Best Speed 127.165 On 4 Gp a

| Lap | Elapsed Time | Lap Time | Lap Speed |
|-----|--------------|----------|-----------|
| 1 | 4:00.278 | 4:00.278 | 109.018 |
| 2 | 7:31.799 | 3:31.521 | 125.964 |
| 3 | 11:01.423 | 3:29.624 | 127.104 |
| 4 | 14:30.945 | 3:29.522 | 127.165 |
| 5 | 18:01.791 | 3:30.846 | 126.367 |
| 6 | 21:32.557 | 3:30.766 | 126.415 |
| 7 | 25:03.253 | 3:30.696 | 126.457 |
| 8 | 28:41.523 | 3:38.270 | 122.069 |

14 29 Ivan LINTIN

Behind 8.517

Best Time 3:30.744 Best Speed 126.428 On 2 Gp a

| Lap | Elapsed Time | Lap Time | Lap Speed |
|-----|--------------|----------|-----------|
| 1 | 3:53.912 | 3:53.912 | 111.985 |
| 2 | 7:24.656 | 3:30.744 | 126.428 |
| 3 | 11:01.426 | 3:36.770 | 122.914 |
| 4 | 16:29.419 | 5:27.993 | 81.233 |

15 19 Rob BARBER

Behind 8.767

Best Time 3:30.994 Best Speed 126.278 On 4 Gp a

| Lap | Elapsed Time | Lap Time | Lap Speed |
|-----|--------------|-----------|-----------|
| 1 | 4:00.676 | 4:00.676 | 108.838 |
| 2 | 7:39.213 | 3:38.537 | 121.920 |
| 3 | 11:14.398 | 3:35.185 | 123.819 |
| 4 | 14:45.392 | 3:30.994 | 126.278 |
| 5 | 18:17.894 | 3:32.502 | 125.382 |
| 6 | 22:09.387 | 3:51.493 | 115.096 |
| 7 | 33:52.443 | 11:43.056 | 37.897 |
| 8 | 37:24.045 | 3:31.602 | 125.915 |
| 9 | 40:56.375 | 3:32.330 | 125.484 |
| 10 | 44:29.681 | 3:33.306 | 124.910 |

16 97 Seamus ELLIOTT

Behind 8.803

Best Time 3:31.030 Best Speed 126.257 On 5 Gp a

| Lap | Elapsed Time | Lap Time | Lap Speed |
|-----|--------------|----------|-----------|
| 1 | 4:10.377 | 4:10.377 | 104.621 |
| 2 | 7:45.495 | 3:35.118 | 123.857 |
| 3 | 11:19.834 | 3:34.339 | 124.308 |
| 4 | 14:52.785 | 3:32.951 | 125.118 |
| 5 | 18:23.815 | 3:31.030 | 126.257 |
| 6 | 22:02.506 | 3:38.691 | 121.834 |
| 7 | 30:10.191 | 8:07.685 | 54.634 |

METZELER ULSTER GRAND PRIX

SUPERBIKE / SUPERSTOCK

UGP First Qualifying

Wednesday, 13 August 2014

DETAILED RESULT



UGP Superbike First Qualifying

Qualifying Classification

Position

17 52 Russ MOUNTFORD

Behind 9.782

Best Time 3:32.009 Best Speed 125.674 On 11 Gp a

| Lap | Elapsed Time | Lap Time | Lap Speed |
|-----|--------------|----------|-----------|
| 1 | 4:34.982 | 4:34.982 | 95.260 |
| 2 | 8:12.221 | 3:37.239 | 122.648 |
| 3 | 11:49.245 | 3:37.024 | 122.770 |
| 4 | 15:22.690 | 3:33.445 | 124.828 |
| 5 | 18:57.009 | 3:34.319 | 124.319 |
| 6 | 22:29.920 | 3:32.911 | 125.141 |
| 7 | 26:07.388 | 3:37.468 | 122.519 |
| 8 | 33:29.043 | 7:21.655 | 60.328 |
| 9 | 37:01.571 | 3:32.528 | 125.367 |
| 10 | 40:34.219 | 3:32.648 | 125.296 |
| 11 | 44:06.228 | 3:32.009 | 125.674 |

18 61 John WALSH

Behind 10.338

Best Time 3:32.565 Best Speed 125.345 On 7 Gp a

| Lap | Elapsed Time | Lap Time | Lap Speed |
|-----|--------------|----------|-----------|
| 1 | 4:05.425 | 4:05.425 | 106.732 |
| 2 | 7:44.103 | 3:38.678 | 121.841 |
| 3 | 11:25.027 | 3:40.924 | 120.602 |
| 4 | 17:45.225 | 6:20.198 | 70.079 |
| 5 | 21:20.069 | 3:34.844 | 124.015 |
| 6 | 24:58.025 | 3:37.956 | 122.245 |
| 7 | 28:30.590 | 3:32.565 | 125.345 |
| 8 | 32:12.657 | 3:42.067 | 119.982 |

19 31 Shaun ANDERSON

Behind 10.567

Best Time 3:32.794 Best Speed 125.210 On 8 Gp a

| Lap | Elapsed Time | Lap Time | Lap Speed |
|-----|--------------|----------|-----------|
| 1 | 5:16.388 | 5:16.388 | 82.793 |
| 2 | 8:54.125 | 3:37.737 | 122.368 |
| 3 | 12:30.475 | 3:36.350 | 123.152 |
| 4 | 16:05.637 | 3:35.162 | 123.832 |
| 5 | 19:42.238 | 3:36.601 | 123.009 |
| 6 | 23:21.001 | 3:38.763 | 121.794 |
| 7 | 26:55.557 | 3:34.556 | 124.182 |
| 8 | 30:28.351 | 3:32.794 | 125.210 |
| 9 | 34:13.021 | 3:44.670 | 118.592 |

UGP Superbike First Qualifying

Qualifying Classification

Position

20 111 Paul SHOESMITH

Behind 11.442

Best Time 3:33.669 Best Speed 124.697 On 7 Gp a

| Lap | Elapsed Time | Lap Time | Lap Speed |
|-----|--------------|----------|-----------|
| 1 | 3:59.955 | 3:59.955 | 109.165 |
| 2 | 7:40.337 | 3:40.382 | 120.899 |
| 3 | 11:17.789 | 3:37.452 | 122.528 |
| 4 | 14:55.642 | 3:37.853 | 122.302 |
| 5 | 18:30.318 | 3:34.676 | 124.112 |
| 6 | 22:05.905 | 3:35.587 | 123.588 |
| 7 | 25:39.574 | 3:33.669 | 124.697 |
| 8 | 29:14.599 | 3:35.025 | 123.911 |
| 9 | 32:50.289 | 3:35.690 | 123.529 |
| 10 | 36:26.888 | 3:36.599 | 123.011 |
| 11 | 41:27.088 | 5:00.200 | 88.754 |

21 98 Paul OWEN

Behind 12.093

Best Time 3:34.320 Best Speed 124.319 On 6 Gp a

| Lap | Elapsed Time | Lap Time | Lap Speed |
|-----|--------------|----------|-----------|
| 1 | 4:46.987 | 4:46.987 | 91.275 |
| 2 | 8:29.112 | 3:42.125 | 119.950 |
| 3 | 14:24.606 | 5:55.494 | 74.949 |
| 4 | 18:01.530 | 3:36.924 | 122.826 |
| 5 | 21:35.945 | 3:34.415 | 124.264 |
| 6 | 25:10.265 | 3:34.320 | 124.319 |
| 7 | 28:45.978 | 3:35.713 | 123.516 |
| 8 | 32:24.652 | 3:38.674 | 121.843 |

22 40 Daley MATHISON

Behind 12.434

Best Time 3:34.661 Best Speed 124.121 On 4 Gp a

| Lap | Elapsed Time | Lap Time | Lap Speed |
|-----|--------------|-----------|-----------|
| 1 | 4:00.437 | 4:00.437 | 108.946 |
| 2 | 7:38.848 | 3:38.411 | 121.990 |
| 3 | 11:17.482 | 3:38.634 | 121.866 |
| 4 | 14:52.143 | 3:34.661 | 124.121 |
| 5 | 18:30.825 | 3:38.682 | 121.839 |
| 6 | 32:29.434 | 13:58.609 | 31.772 |
| 7 | 36:04.523 | 3:35.089 | 123.874 |
| 8 | 39:39.447 | 3:34.924 | 123.969 |
| 9 | 43:14.332 | 3:34.885 | 123.992 |

METZELER ULSTER GRAND PRIX

SUPERBIKE / SUPERSTOCK

UGP First Qualifying

Wednesday, 13 August 2014

DETAILED RESULT

UGP Superbike First Qualifying



Qualifying Classification

Position

23 94 Ben WYLIE

Behind 13.060

Best Time 3:35.287 Best Speed 123.760 On 7 Gp a

| Lap | Elapsed Time | Lap Time | Lap Speed |
|-----|--------------|----------|-----------|
| 1 | 3:57.121 | 3:57.121 | 110.470 |
| 2 | 7:36.487 | 3:39.366 | 121.459 |
| 3 | 11:17.330 | 3:40.843 | 120.647 |
| 4 | 15:00.557 | 3:43.227 | 119.358 |
| 5 | 24:33.214 | 9:32.657 | 46.527 |
| 6 | 28:10.431 | 3:37.217 | 122.661 |
| 7 | 31:45.718 | 3:35.287 | 123.760 |
| 8 | 35:22.398 | 3:36.680 | 122.965 |
| 9 | 39:07.632 | 3:45.234 | 118.295 |

24 65 Michael SWEENEY

Behind 13.864

Best Time 3:36.091 Best Speed 123.300 On 2 Gp a

| Lap | Elapsed Time | Lap Time | Lap Speed |
|-----|--------------|----------|-----------|
| 1 | 4:01.343 | 4:01.343 | 108.537 |
| 2 | 7:37.434 | 3:36.091 | 123.300 |

25 43 Mark PARRETT

Behind 14.448

Best Time 3:36.675 Best Speed 122.967 On 6 Gp a

| Lap | Elapsed Time | Lap Time | Lap Speed |
|-----|--------------|----------|-----------|
| 1 | 4:22.514 | 4:22.514 | 99.784 |
| 2 | 8:06.394 | 3:43.880 | 119.010 |
| 3 | 11:51.213 | 3:44.819 | 118.513 |
| 4 | 15:39.782 | 3:48.569 | 116.569 |
| 5 | 22:02.148 | 6:22.366 | 69.682 |
| 6 | 25:38.823 | 3:36.675 | 122.967 |
| 7 | 29:17.880 | 3:39.057 | 121.630 |
| 8 | 32:56.269 | 3:38.389 | 122.002 |
| 9 | 36:47.203 | 3:50.934 | 115.375 |

26 25 Ivan SHANLEY

Behind 14.851

Best Time 3:37.078 Best Speed 122.739 On 4 Gp a

| Lap | Elapsed Time | Lap Time | Lap Speed |
|-----|--------------|----------|-----------|
| 1 | 4:04.706 | 4:04.706 | 107.046 |
| 2 | 7:43.131 | 3:38.425 | 121.982 |
| 3 | 11:20.675 | 3:37.544 | 122.476 |
| 4 | 14:57.753 | 3:37.078 | 122.739 |

UGP Superbike First Qualifying

Qualifying Classification

Position

27 36 Fabrice MIGUET

Behind 15.528

Best Time 3:37.755 Best Speed 122.358 On 5 Gp a

| Lap | Elapsed Time | Lap Time | Lap Speed |
|-----|--------------|-----------|-----------|
| 1 | 4:14.077 | 4:14.077 | 103.097 |
| 2 | 7:52.301 | 3:38.224 | 122.095 |
| 3 | 11:32.205 | 3:39.904 | 121.162 |
| 4 | 15:10.694 | 3:38.489 | 121.946 |
| 5 | 18:48.449 | 3:37.755 | 122.358 |
| 6 | 22:26.258 | 3:37.809 | 122.327 |
| 7 | 26:10.995 | 3:44.737 | 118.556 |
| 8 | 41:26.433 | 15:15.438 | 29.105 |

28 71 Davy MORGAN

Behind 16.626

Best Time 3:38.853 Best Speed 121.744 On 3 Gp a

| Lap | Elapsed Time | Lap Time | Lap Speed |
|-----|--------------|----------|-----------|
| 1 | 4:29.649 | 4:29.649 | 97.144 |
| 2 | 8:09.567 | 3:39.918 | 121.154 |
| 3 | 11:48.420 | 3:38.853 | 121.744 |
| 4 | 15:39.114 | 3:50.694 | 115.495 |

29 27 Nuno CAETANO

Behind 16.735

Best Time 3:38.962 Best Speed 121.683 On 2 Gp a

| Lap | Elapsed Time | Lap Time | Lap Speed |
|-----|--------------|----------|-----------|
| 1 | 6:39.685 | 6:39.685 | 65.538 |
| 2 | 10:18.647 | 3:38.962 | 121.683 |
| 3 | 13:58.966 | 3:40.319 | 120.934 |
| 4 | 17:38.190 | 3:39.224 | 121.538 |
| 5 | 21:17.854 | 3:39.664 | 121.294 |
| 6 | 24:58.487 | 3:40.633 | 120.761 |

30 16 Dave HEWSON

Behind 16.749

Best Time 3:38.976 Best Speed 121.675 On 7 Gp a

| Lap | Elapsed Time | Lap Time | Lap Speed |
|-----|--------------|----------|-----------|
| 1 | 4:32.684 | 4:32.684 | 96.062 |
| 2 | 8:14.657 | 3:41.973 | 120.032 |
| 3 | 11:55.331 | 3:40.674 | 120.739 |
| 4 | 15:40.493 | 3:45.162 | 118.332 |
| 5 | 24:25.547 | 8:45.054 | 50.745 |
| 6 | 28:05.545 | 3:39.998 | 121.110 |
| 7 | 31:44.521 | 3:38.976 | 121.675 |
| 8 | 35:23.913 | 3:39.392 | 121.445 |
| 9 | 39:16.901 | 3:52.988 | 114.358 |

METZELER ULSTER GRAND PRIX

SUPERBIKE / SUPERSTOCK

UGP First Qualifying

Wednesday, 13 August 2014

DETAILED RESULT



UGP Superbike First Qualifying

Qualifying Classification

Position

31 70 Phillip CROWE

Behind 17.520

Best Time 3:39.747 Best Speed 121.248 On 10 Gp a

| Lap | Elapsed Time | Lap Time | Lap Speed |
|-----|--------------|----------|-----------|
| 1 | 4:10.345 | 4:10.345 | 104.634 |
| 2 | 7:54.468 | 3:44.123 | 118.881 |
| 3 | 11:39.054 | 3:44.586 | 118.636 |
| 4 | 15:21.456 | 3:42.402 | 119.801 |
| 5 | 19:02.376 | 3:40.920 | 120.605 |
| 6 | 22:45.495 | 3:43.119 | 119.416 |
| 7 | 27:46.135 | 5:00.640 | 88.624 |
| 8 | 33:52.348 | 6:06.213 | 72.755 |
| 9 | 37:32.528 | 3:40.180 | 121.010 |
| 10 | 41:12.275 | 3:39.747 | 121.248 |

32 66 Tom McHALE

Behind 18.451

Best Time 3:40.678 Best Speed 120.737 On 4 Gp a

| Lap | Elapsed Time | Lap Time | Lap Speed |
|-----|--------------|----------|-----------|
| 1 | 4:20.753 | 4:20.753 | 100.458 |
| 2 | 8:06.125 | 3:45.372 | 118.222 |
| 3 | 11:50.614 | 3:44.489 | 118.687 |
| 4 | 15:31.292 | 3:40.678 | 120.737 |
| 5 | 19:13.571 | 3:42.279 | 119.867 |

33 17 Mark GOODINGS

Behind 18.669

Best Time 3:40.896 Best Speed 120.618 On 7 Gp a

| Lap | Elapsed Time | Lap Time | Lap Speed |
|-----|--------------|----------|-----------|
| 1 | 4:32.781 | 4:32.781 | 96.028 |
| 2 | 8:27.193 | 3:54.412 | 113.663 |
| 3 | 12:14.242 | 3:47.049 | 117.349 |
| 4 | 16:04.191 | 3:49.949 | 115.869 |
| 5 | 19:46.834 | 3:42.643 | 119.671 |
| 6 | 23:28.548 | 3:41.714 | 120.173 |
| 7 | 27:09.444 | 3:40.896 | 120.618 |
| 8 | 30:51.804 | 3:42.360 | 119.824 |
| 9 | 34:35.545 | 3:43.741 | 119.084 |
| 10 | 38:47.238 | 4:11.693 | 105.859 |

UGP Superbike First Qualifying

Qualifying Classification

Position

34 21 Alan CONNOR

Behind 19.093

Best Time 3:41.320 Best Speed 120.387 On 3 Gp a

| Lap | Elapsed Time | Lap Time | Lap Speed |
|-----|--------------|-----------|-----------|
| 1 | 11:53.208 | 11:53.208 | 36.728 |
| 2 | 15:36.814 | 3:43.606 | 119.156 |
| 3 | 19:18.134 | 3:41.320 | 120.387 |
| 4 | 23:00.465 | 3:42.331 | 119.839 |
| 5 | 26:43.025 | 3:42.560 | 119.716 |
| 6 | 30:26.124 | 3:43.099 | 119.427 |
| 7 | 34:13.971 | 3:47.847 | 116.938 |
| 8 | 41:29.235 | 7:15.264 | 61.213 |

35 41 Neil GREGORY

Behind 19.400

Best Time 3:41.627 Best Speed 120.220 On 5 Gp a

| Lap | Elapsed Time | Lap Time | Lap Speed |
|-----|--------------|----------|-----------|
| 1 | 6:43.522 | 6:43.522 | 64.915 |
| 2 | 10:30.419 | 3:46.897 | 117.428 |
| 3 | 14:15.677 | 3:45.258 | 118.282 |
| 4 | 18:01.352 | 3:45.675 | 118.063 |
| 5 | 21:42.979 | 3:41.627 | 120.220 |
| 6 | 25:28.721 | 3:45.742 | 118.028 |
| 7 | 29:18.425 | 3:49.704 | 115.993 |

36 23 Dennis BOOTH

Behind 19.995

Best Time 3:42.222 Best Speed 119.898 On 6 Gp a

| Lap | Elapsed Time | Lap Time | Lap Speed |
|-----|--------------|----------|-----------|
| 1 | 4:22.026 | 4:22.026 | 99.970 |
| 2 | 8:09.460 | 3:47.434 | 117.150 |
| 3 | 11:57.114 | 3:47.654 | 117.037 |
| 4 | 15:43.782 | 3:46.668 | 117.546 |
| 5 | 23:22.577 | 7:38.795 | 58.074 |
| 6 | 27:04.799 | 3:42.222 | 119.898 |
| 7 | 30:52.663 | 3:47.864 | 116.929 |

METZELER ULSTER GRAND PRIX

SUPERBIKE / SUPERSTOCK

UGP First Qualifying

Wednesday, 13 August 2014

DETAILED RESULT

UGP Superbike First Qualifying



Qualifying Classification

Position

37 47 Alistair KIRK

Behind 20.125

Best Time 3:42.352 Best Speed 119.828 On 7 Gp a

| Lap | Elapsed Time | Lap Time | Lap Speed |
|-----|--------------|----------|-----------|
| 1 | 4:35.031 | 4:35.031 | 95.243 |
| 2 | 8:24.015 | 3:48.984 | 116.357 |
| 3 | 12:12.467 | 3:48.452 | 116.628 |
| 4 | 15:57.062 | 3:44.595 | 118.631 |
| 5 | 19:42.182 | 3:45.120 | 118.354 |
| 6 | 23:26.114 | 3:43.932 | 118.982 |
| 7 | 27:08.466 | 3:42.352 | 119.828 |
| 8 | 30:51.117 | 3:42.651 | 119.667 |
| 9 | 35:39.817 | 4:48.700 | 92.289 |

38 95 Xavier DENIS

Behind 20.455

Best Time 3:42.682 Best Speed 119.650 On 6 Gp a

| Lap | Elapsed Time | Lap Time | Lap Speed |
|-----|--------------|----------|-----------|
| 1 | 4:08.444 | 4:08.444 | 105.435 |
| 2 | 11:48.093 | 7:39.649 | 57.966 |
| 3 | 15:31.061 | 3:42.968 | 119.497 |
| 4 | 19:15.964 | 3:44.903 | 118.469 |
| 5 | 23:00.237 | 3:44.273 | 118.801 |
| 6 | 26:42.919 | 3:42.682 | 119.650 |
| 7 | 30:25.910 | 3:42.991 | 119.484 |
| 8 | 34:11.076 | 3:45.166 | 118.330 |
| 9 | 38:59.750 | 4:48.674 | 92.298 |

39 89 Colin STEPHENSON

Behind 21.121

Best Time 3:43.348 Best Speed 119.293 On 6 Gp a

| Lap | Elapsed Time | Lap Time | Lap Speed |
|-----|--------------|-----------|-----------|
| 1 | 13:39.352 | 13:39.352 | 31.970 |
| 2 | 17:27.562 | 3:48.210 | 116.752 |
| 3 | 21:16.329 | 3:48.767 | 116.468 |
| 4 | 25:03.221 | 3:46.892 | 117.430 |
| 5 | 28:50.486 | 3:47.265 | 117.237 |
| 6 | 32:33.834 | 3:43.348 | 119.293 |
| 7 | 36:21.812 | 3:47.978 | 116.871 |

40 91 Anthony McCOLGAN

Behind 22.403

Best Time 3:44.630 Best Speed 118.613 On 4 Gp a

| Lap | Elapsed Time | Lap Time | Lap Speed |
|-----|--------------|----------|-----------|
| 1 | 4:21.327 | 4:21.327 | 100.237 |
| 2 | 8:09.064 | 3:47.737 | 116.994 |
| 3 | 11:56.771 | 3:47.707 | 117.010 |
| 4 | 15:41.401 | 3:44.630 | 118.613 |
| 5 | 19:36.069 | 3:54.668 | 113.539 |

UGP Superbike First Qualifying

Qualifying Classification

Position

41 33 Paul CRANSTON

Behind 24.613

Best Time 3:46.840 Best Speed 117.457 On 5 Gp a

| Lap | Elapsed Time | Lap Time | Lap Speed |
|-----|--------------|-----------|-----------|
| 1 | 10:01.502 | 10:01.502 | 43.549 |
| 2 | 13:52.298 | 3:50.796 | 115.444 |
| 3 | 17:40.024 | 3:47.726 | 117.000 |
| 4 | 21:27.857 | 3:47.833 | 116.945 |
| 5 | 25:14.697 | 3:46.840 | 117.457 |
| 6 | 29:03.000 | 3:48.303 | 116.704 |
| 7 | 32:51.347 | 3:48.347 | 116.682 |
| 8 | 36:40.586 | 3:49.239 | 116.228 |
| 9 | 40:30.123 | 3:49.537 | 116.077 |
| 10 | 44:18.075 | 3:47.952 | 116.884 |

42 80 Darren COOPER

Behind 27.725

Best Time 3:49.952 Best Speed 115.867 On 4 Gp a

| Lap | Elapsed Time | Lap Time | Lap Speed |
|-----|--------------|----------|-----------|
| 1 | 4:32.333 | 4:32.333 | 96.186 |
| 2 | 8:23.705 | 3:51.372 | 115.156 |
| 3 | 12:13.924 | 3:50.219 | 115.733 |
| 4 | 16:03.876 | 3:49.952 | 115.867 |
| 5 | 20:00.233 | 3:56.357 | 112.728 |

43 38 Andrew SELLARS

Behind 35.950

Best Time 3:58.177 Best Speed 111.866 On 5 Gp a

| Lap | Elapsed Time | Lap Time | Lap Speed |
|-----|--------------|----------|-----------|
| 1 | 8:26.934 | 8:26.934 | 51.673 |
| 2 | 12:26.868 | 3:59.934 | 111.047 |
| 3 | 16:26.127 | 3:59.259 | 111.360 |
| 4 | 20:27.096 | 4:00.969 | 110.570 |
| 5 | 24:25.273 | 3:58.177 | 111.866 |
| 6 | 28:26.902 | 4:01.629 | 110.268 |

Non Qualifiers

Position

69 George SPENCE

Behind 39:33.261

Best Time 42:59.260 Best Speed 10.330 On 1 Gp a

| Lap | Elapsed Time | Lap Time | Lap Speed |
|-----|--------------|-----------|-----------|
| 1 | 42:59.260 | 42:59.260 | 10.156 |



Speed TrapSuperbike / Superstock 1st Practice

| No. | Name | <u>Lap 1</u> | <u>Lap 2</u> | <u>Lap 3</u> | <u>Lap 4</u> | <u>Lap 5</u> | <u>Lap 6</u> | <u>Lap 7</u> | <u>Lap 8</u> | <u>Lap 9</u> | <u>Lap 10</u> | <u>Lap 11</u> |
|-----|------------------|--------------|--------------|--------------|--------------|--------------|--------------|--------------|--------------|--------------|---------------|---------------|
| 1 | Michael DUNLOP | | 182 | 184 | 185 | | | | | | | |
| 2 | Ian HUTCHINSON | | | 167 | | 187 | 183 | | | 180 | 188 | |
| 4 | Guy MARTIN | 184 | 186 | 188 | 185 | | 186 | | | | | |
| 5 | Bruce ANSTEY | 186 | | 187 | 186 | 184 | | | | | | |
| 6 | William DUNLOP | | 189 | | 191 | | | | | 191 | 193 | 191 |
| 12 | Dean HARRISON | | | | | | 168 | | 186 | | | |
| 14 | Dan KNEEN | | | | | | 182 | 197 | | | | |
| 18 | James McBRIDE | | | 150 | | | | | | | | |
| 24 | Steve MERCER | | | 183 | 184 | 182 | | | | | | |
| 31 | Shaun ANDERSON | 176 | | | 169 | | | | | | | |
| 40 | Daley MATHISON | | | 172 | 183 | | | | | 179 | | 180 |
| 48 | Derek McGEE | | 185 | 184 | 183 | 178 | 172 | | | | | |
| 71 | Davy MORGAN | | 176 | | | | | | | | | |
| 89 | Colin STEPHENSON | | | 170 | | 171 | 172 | | 179 | 181 | | |
| 111 | Paul SHOESMITH | | 175 | | 183 | | 182 | 183 | | 182 | | |
| 115 | Derek SHEILS | 178 | 173 | 178 | | | 158 | | | | 165 | 176 |
| 123 | Dennis BOOTH | | | | | 152 | | 172 | | | | |
| 125 | Ivan SHANLEY | | | | 181 | | | | | | | |
| 127 | Nuno CAETANO | | 172 | | | | | | | | | |
| 129 | Ivan LINTIN | | | 156 | | | | | | | | |
| 133 | Paul CRANSTON | | 149 | | | | 145 | 148 | | | | |
| 141 | Neil GREGORY | | 165 | | 167 | | 167 | 162 | | | | |
| 143 | Mark PARRETT | | 176 | | | 158 | 176 | | | | | |
| 147 | Alistair KIRK | | | | 174 | | | | | | | |
| 160 | Peter HICKMAN | | | 184 | | | | 162 | 186 | | 186 | 187 |
| 171 | Davy MORGAN | | | | | | 171 | | 169 | | | |
| 194 | Ben WYLIE | | | | | | | | 181 | 181 | | |
| 197 | Seamus ELLIOTT | | 182 | | | 182 | | 159 | | | | |
| 198 | Paul OWEN | | | | | | 174 | 179 | | | | |

METZELER ULSTER GRAND PRIX SUPERBIKE

UGP Second Qualifying
Thursday, 14 August 2014



Qualifying Time **3:57.301** Qualifying Speed **112.279**


| Pos | Class | No | Name | Machine / Sponsor | Time | Best Lap Behind | Speed | On | Total Laps | Qualifying Laps |
|-----|-------|-----|------------------|--------------------------------------|----------|--------------------|---------|----|---------------|--------------------|
| 1 | SBK | 5 | Bruce ANSTEY | Honda - Valvoline Racing by Padgetts | 3:20.083 | | 133.165 | 8 | 9 | 8 |
| 2 | SBK | 4 | Guy MARTIN | Suzuki - Tyco Suzuki by TAS Racing | 3:20.631 | 0.548 | 132.801 | 8 | 10 | 9 |
| 3 | SBK | 6 | William DUNLOP | Suzuki - Tyco Suzuki by TAS Racing | 3:21.776 | 1.693 | 132.047 | 6 | 7 | 6 |
| 4 | SBK | 1 | Michael DUNLOP | BMW - BMW Motorrad | 3:22.330 | 2.247 | 131.686 | 8 | 8 | 5 |
| 5 | SBK | 13 | Lee JOHNSTON | Honda - ECC / Pirtek | 3:22.350 | 2.267 | 131.673 | 7 | 8 | 7 |
| 6 | SBK | 14 | Dan KNEEN | Suzuki - Cookstown BE Racing | 3:23.063 | 2.980 | 131.210 | 4 | 8 | 7 |
| 7 | SBK | 60 | Peter HICKMAN | BMW - Ice Valley by Motorsave | 3:23.091 | 3.008 | 131.192 | 8 | 8 | 6 |
| 8 | SBK | 12 | Dean HARRISON | Kawasaki - RC Express Racing by MSS | 3:23.914 | 3.831 | 130.663 | 8 | 11 | 9 |
| 9 | SBK | 2 | Ian HUTCHINSON | Yamaha - Milwaukee Yamaha | 3:24.976 | 4.893 | 129.986 | 10 | 10 | 8 |
| 10 | SBK | 24 | Steve MERCER | Suzuki - Team Traction Control | 3:25.814 | 5.731 | 129.456 | 10 | 11 | 10 |
| 11 | SBK | 11 | Stephen THOMPSON | BMW - Bathams prize winning ales | 3:28.145 | 8.062 | 128.007 | 3 | 9 | 8 |
| 12 | SBK | 19 | Rob BARBER | BMW - Block Solutions | 3:28.529 | 8.446 | 127.771 | 7 | 8 | 7 |
| 13 | SBK | 29 | Ivan LINTIN | Honda - Taylor Lindsey Racing | 3:29.079 | 8.996 | 127.435 | 2 | 6 | 6 |
| 14 | SBK | 48 | Derek McGEE | Kawasaki - McGee Racing | 3:29.663 | 9.580 | 127.080 | 3 | 9 | 6 |
| 15 | SBK | 40 | Daley MATHISON | Suzuki - Hol-Taj/Team Classic Suzuki | 3:29.806 | 9.723 | 126.993 | 7 | 8 | 6 |
| 16 | SBK | 15 | Derek SHEILS | Kawasaki - CD Racing | 3:29.890 | 9.807 | 126.942 | 3 | 7 | 6 |
| 17 | SBK | 97 | Seamus ELLIOTT | Kawasaki - D & G W Racing | 3:31.031 | 10.948 | 126.256 | 9 | 10 | 9 |
| 18 | SBK | 94 | Ben WYLIE | Bimota - bimota.uk.com | 3:32.380 | 12.297 | 125.454 | 10 | 10 | 8 |
| 19 | SBK | 65 | Michael SWEENEY | Kawasaki - MJR Racing | 3:32.521 | 12.438 | 125.371 | 4 | 5 | 5 |
| 20 | SBK | 71 | Davy MORGAN | Honda - Strangford Holiday Park | 3:32.982 | 12.899 | 125.100 | 3 | 5 | 5 |
| 21 | SBK | 61 | John WALSH | BMW - Nolan | 3:33.798 | 13.715 | 124.622 | 8 | 9 | 6 |
| 22 | SBK | 70 | Phillip CROWE | BMW - Handtrans-Objektum-Fleetwood | 3:33.845 | 13.762 | 124.595 | 9 | 10 | 8 |
| 23 | SBK | 111 | Paul SHOESMITH | BMW - Ice Valley by Motorsave | 3:33.878 | 13.795 | 124.576 | 10 | 10 | 8 |
| 24 | SBK | 36 | Fabrice MIGUET | Honda | 3:35.139 | 15.056 | 123.845 | 7 | 9 | 7 |
| 25 | SBK | 31 | Shaun ANDERSON | Suzuki - CN Racing | 3:35.442 | 15.359 | 123.671 | 2 | 3 | 2 |
| 26 | SBK | 47 | Alistair KIRK | Kawasaki - AKR / McCurry Motorsport | 3:35.469 | 15.386 | 123.656 | 6 | 7 | 6 |
| 27 | SBK | 66 | Tom McHALE | Honda | 3:35.563 | 15.480 | 123.602 | 5 | 9 | 7 |
| 28 | SBK | 98 | Paul OWEN | Honda - Team #98 | 3:36.204 | 16.121 | 123.235 | 3 | 5 | 3 |
| 29 | SBK | 27 | Nuno CAETANO | Kawasaki - KS Team of Portugal | 3:37.304 | 17.221 | 122.611 | 2 | 6 | 5 |
| 30 | SBK | 16 | Dave HEWSON | Aprilia - Obsession Engineering | 3:37.413 | 17.330 | 122.550 | 3 | 4 | 3 |
| 31 | SBK | 89 | Colin STEPHENSON | Honda - CS Racing | 3:38.714 | 18.631 | 121.821 | 5 | 8 | 6 |
| 32 | SBK | 17 | Mark GOODINGS | Kawasaki - IPG Racing | 3:38.958 | 18.875 | 121.685 | 9 | 9 | 7 |
| 33 | SBK | 43 | Mark PARRETT | BMW - C & C Ltd. | 3:39.477 | 19.394 | 121.398 | 6 | 10 | 7 |
| 34 | SBK | 21 | Alan CONNOR | Suzuki - Connor Racing | 3:41.041 | 20.958 | 120.539 | 8 | 9 | 7 |
| 35 | SBK | 41 | Neil GREGORY | Honda - Quelch Afterdark Racing | 3:43.388 | 23.305 | 119.272 | 3 | 4 | 2 |
| 36 | SBK | 23 | Dennis BOOTH | Suzuki | 3:45.828 | 25.745 | 117.983 | 3 | 8 | 5 |
| 37 | SBK | 69 | George SPENCE | Honda - Dod Spence Racing | 3:49.389 | 29.306 | 116.152 | 9 | 10 | 9 |
| 38 | SBK | 91 | Anthony McCOLGAN | Ducati | 3:50.753 | 30.670 | 115.465 | 2 | 3 | 2 |
| 39 | SBK | 33 | Paul CRANSTON | Suzuki - P & J Fuel Haulage | 3:51.699 | 31.616 | 114.994 | 5 | 7 | 3 |

Non Qualifiers

| | | | | | | | | | |
|-----|----|----------------|------------------------------------|----------|--------|---------|---|---|----------|
| SBK | 80 | Darren COOPER | Kawasaki | 3:49.609 | 29.526 | 116.041 | 2 | 4 | 1 |
| SBK | 38 | Andrew SELLARS | Honda | 3:57.269 | 37.186 | 112.294 | 5 | 6 | 1 |
| SBK | 25 | Ivan SHANLEY | Suzuki - Raymond Lilley Electrical | 4:01.539 | 41.456 | 110.309 | 1 | 1 | 0 |

Provisional result to be confirmed by the Stewards of the Meeting subject to completion of technical inspections & the time limit for protests

Page 1 / 1

| | | | | |
|---------------|------------------------------|---|--------------------|-----------------------------------|
| Circuit | Dundrod | Signed | Organising Club | Dundrod & District MCC |
| Length(miles) | 7.4011 Lap 1 (7.2763) |  | Qualifying Started | 14:25 |
| Weather | Sunny | Chief Timekeeper | | |
| Track | Dry | Issued At: 15:11 | | |

METZELER ULSTER GRAND PRIX

SUPERBIKE

UGP Second Qualifying

Thursday, 14 August 2014

DETAILED RESULT



Qualifying Classification

Position

1 5 Bruce ANSTEY

SBK Behind 0.548
Best Time **3:20.083** Best Speed **133.165** On 8 Gp a

| Lap | Elapsed Time | Lap Time | Lap Speed |
|-----|--------------|----------|-----------|
| 1 | 3:38.965 | 3:38.965 | 119.630 |
| 2 | 7:01.511 | 3:22.546 | 131.545 |
| 3 | 10:25.377 | 3:23.866 | 130.693 |
| 4 | 13:46.996 | 3:21.619 | 132.150 |
| 5 | 17:31.675 | 3:44.679 | 118.587 |
| 6 | 27:06.226 | 9:34.551 | 46.374 |
| 7 | 30:28.085 | 3:21.859 | 131.993 |
| 8 | 33:48.168 | 3:20.083 | 133.165 |
| 9 | 37:18.784 | 3:30.616 | 126.505 |

2 4 Guy MARTIN

SBK Behind 0.548
Best Time **3:20.631** Best Speed **132.801** On 8 Gp a

| Lap | Elapsed Time | Lap Time | Lap Speed |
|-----|--------------|-----------|-----------|
| 1 | 3:27.941 | 3:27.941 | 125.972 |
| 2 | 6:49.758 | 3:21.817 | 132.020 |
| 3 | 10:11.106 | 3:21.348 | 132.328 |
| 4 | 13:32.401 | 3:21.295 | 132.363 |
| 5 | 17:09.054 | 3:36.653 | 122.980 |
| 6 | 28:43.098 | 11:34.044 | 38.389 |
| 7 | 32:05.207 | 3:22.109 | 131.830 |
| 8 | 35:25.838 | 3:20.631 | 132.801 |
| 9 | 38:52.784 | 3:26.946 | 128.748 |
| 10 | 42:13.730 | 3:20.946 | 132.593 |

3 6 William DUNLOP

SBK Behind 1.693
Best Time **3:21.776** Best Speed **132.047** On 6 Gp a

| Lap | Elapsed Time | Lap Time | Lap Speed |
|-----|--------------|-----------|-----------|
| 1 | 3:31.864 | 3:31.864 | 123.639 |
| 2 | 6:54.986 | 3:23.122 | 131.172 |
| 3 | 10:35.740 | 3:40.754 | 120.695 |
| 4 | 21:18.755 | 10:43.015 | 41.436 |
| 5 | 24:41.053 | 3:22.298 | 131.706 |
| 6 | 28:02.829 | 3:21.776 | 132.047 |
| 7 | 31:32.844 | 3:30.015 | 126.867 |

Qualifying Classification

Position

4 1 Michael DUNLOP

SBK Behind 2.247
Best Time **3:22.330** Best Speed **131.686** On 8 Gp a

| Lap | Elapsed Time | Lap Time | Lap Speed |
|-----|--------------|----------|-----------|
| 1 | 3:47.068 | 3:47.068 | 115.361 |
| 2 | 9:56.165 | 6:09.097 | 72.187 |
| 3 | 13:19.594 | 3:23.429 | 130.974 |
| 4 | 23:16.003 | 9:56.409 | 44.674 |
| 5 | 26:41.825 | 3:25.822 | 129.451 |
| 6 | 33:56.590 | 7:14.765 | 61.284 |
| 7 | 37:26.658 | 3:30.068 | 126.835 |
| 8 | 40:48.988 | 3:22.330 | 131.686 |

5 13 Lee JOHNSTON

SBK Behind 2.267
Best Time **3:22.350** Best Speed **131.673** On 7 Gp a

| Lap | Elapsed Time | Lap Time | Lap Speed |
|-----|--------------|-----------|-----------|
| 1 | 3:31.968 | 3:31.968 | 123.578 |
| 2 | 6:55.112 | 3:23.144 | 131.158 |
| 3 | 10:33.723 | 3:38.611 | 121.878 |
| 4 | 26:18.816 | 15:45.093 | 28.192 |
| 5 | 29:41.475 | 3:22.659 | 131.472 |
| 6 | 33:09.001 | 3:27.526 | 128.389 |
| 7 | 36:31.351 | 3:22.350 | 131.673 |
| 8 | 40:14.878 | 3:43.527 | 119.198 |

6 14 Dan KNEEN

SBK Behind 2.980
Best Time **3:23.063** Best Speed **131.210** On 4 Gp a

| Lap | Elapsed Time | Lap Time | Lap Speed |
|-----|--------------|----------|-----------|
| 1 | 3:37.192 | 3:37.192 | 120.606 |
| 2 | 7:02.089 | 3:24.897 | 130.036 |
| 3 | 10:25.164 | 3:23.075 | 131.203 |
| 4 | 13:48.227 | 3:23.063 | 131.210 |
| 5 | 17:23.434 | 3:35.207 | 123.806 |
| 6 | 26:59.083 | 9:35.649 | 46.285 |
| 7 | 30:23.420 | 3:24.337 | 130.392 |
| 8 | 33:47.606 | 3:24.186 | 130.489 |

METZELER ULSTER GRAND PRIX

SUPERBIKE

UGP Second Qualifying

Thursday, 14 August 2014

DETAILED RESULT



Qualifying Classification

Position

7 60 Peter HICKMAN

SBK Behind 3.008

Best Time **3:23.091** Best Speed **131.192** On **8** Gp **a**

| Lap | Elapsed Time | Lap Time | Lap Speed |
|-----|--------------|-----------|-----------|
| 1 | 14:23.494 | 14:23.494 | 30.336 |
| 2 | 21:19.827 | 6:56.333 | 63.997 |
| 3 | 24:45.327 | 3:25.500 | 129.654 |
| 4 | 28:09.874 | 3:24.547 | 130.258 |
| 5 | 31:33.845 | 3:23.971 | 130.626 |
| 6 | 34:58.804 | 3:24.959 | 129.997 |
| 7 | 38:24.524 | 3:25.720 | 129.516 |
| 8 | 41:47.615 | 3:23.091 | 131.192 |

8 12 Dean HARRISON

SBK Behind 3.831

Best Time **3:23.914** Best Speed **130.663** On **8** Gp **a**

| Lap | Elapsed Time | Lap Time | Lap Speed |
|-----|--------------|----------|-----------|
| 1 | 3:35.213 | 3:35.213 | 121.715 |
| 2 | 6:59.421 | 3:24.208 | 130.475 |
| 3 | 10:28.063 | 3:28.642 | 127.702 |
| 4 | 16:02.365 | 5:34.302 | 79.700 |
| 5 | 19:27.668 | 3:25.303 | 129.779 |
| 6 | 22:52.711 | 3:25.043 | 129.943 |
| 7 | 26:18.376 | 3:25.665 | 129.550 |
| 8 | 29:42.290 | 3:23.914 | 130.663 |
| 9 | 33:09.408 | 3:27.118 | 128.641 |
| 10 | 36:35.279 | 3:25.871 | 129.421 |
| 11 | 41:27.859 | 4:52.580 | 91.066 |

9 2 Ian HUTCHINSON

SBK Behind 4.893

Best Time **3:24.976** Best Speed **129.986** On **10** Gp **a**

| Lap | Elapsed Time | Lap Time | Lap Speed |
|-----|--------------|----------|-----------|
| 1 | 3:41.139 | 3:41.139 | 118.453 |
| 2 | 7:07.329 | 3:26.190 | 129.220 |
| 3 | 10:41.289 | 3:33.960 | 124.528 |
| 4 | 18:33.370 | 7:52.081 | 56.439 |
| 5 | 21:59.758 | 3:26.388 | 129.096 |
| 6 | 25:25.216 | 3:25.458 | 129.681 |
| 7 | 28:50.831 | 3:25.615 | 129.582 |
| 8 | 32:37.162 | 3:46.331 | 117.721 |
| 9 | 39:03.170 | 6:26.008 | 69.024 |
| 10 | 42:28.146 | 3:24.976 | 129.986 |

Qualifying Classification

Position

10 24 Steve MERCER

SBK Behind 5.731

Best Time **3:25.814** Best Speed **129.456** On **10** Gp **a**

| Lap | Elapsed Time | Lap Time | Lap Speed |
|-----|--------------|----------|-----------|
| 1 | 3:46.795 | 3:46.795 | 115.499 |
| 2 | 7:15.406 | 3:28.611 | 127.721 |
| 3 | 10:42.018 | 3:26.612 | 128.956 |
| 4 | 14:09.594 | 3:27.576 | 128.358 |
| 5 | 17:35.791 | 3:26.197 | 129.216 |
| 6 | 21:13.357 | 3:37.566 | 122.464 |
| 7 | 27:59.359 | 6:46.002 | 65.625 |
| 8 | 31:25.991 | 3:26.632 | 128.944 |
| 9 | 34:52.234 | 3:26.243 | 129.187 |
| 10 | 38:18.048 | 3:25.814 | 129.456 |
| 11 | 41:46.170 | 3:28.122 | 128.021 |

11 11 Stephen THOMPSON

SBK Behind 8.062

Best Time **3:28.145** Best Speed **128.007** On **3** Gp **a**

| Lap | Elapsed Time | Lap Time | Lap Speed |
|-----|--------------|----------|-----------|
| 1 | 3:38.822 | 3:38.822 | 119.708 |
| 2 | 7:07.663 | 3:28.841 | 127.580 |
| 3 | 10:35.808 | 3:28.145 | 128.007 |
| 4 | 14:11.075 | 3:35.267 | 123.772 |
| 5 | 17:49.563 | 3:38.488 | 121.947 |
| 6 | 27:07.781 | 9:18.218 | 47.730 |
| 7 | 30:35.998 | 3:28.217 | 127.962 |
| 8 | 34:04.386 | 3:28.388 | 127.857 |
| 9 | 37:50.311 | 3:45.925 | 117.933 |

12 19 Rob BARBER

SBK Behind 8.446

Best Time **3:28.529** Best Speed **127.771** On **7** Gp **a**

| Lap | Elapsed Time | Lap Time | Lap Speed |
|-----|--------------|-----------|-----------|
| 1 | 3:40.939 | 3:40.939 | 118.561 |
| 2 | 7:10.590 | 3:29.651 | 127.087 |
| 3 | 10:41.772 | 3:31.182 | 126.166 |
| 4 | 14:11.310 | 3:29.538 | 127.156 |
| 5 | 17:51.486 | 3:40.176 | 121.012 |
| 6 | 29:00.964 | 11:09.478 | 39.798 |
| 7 | 32:29.493 | 3:28.529 | 127.771 |
| 8 | 36:20.088 | 3:50.595 | 115.544 |

METZELER ULSTER GRAND PRIX

SUPERBIKE

UGP Second Qualifying

Thursday, 14 August 2014

DETAILED RESULT



Qualifying Classification

Position

13 29 Ivan LINTIN

SBK Behind 8.996

Best Time 3:29.079 Best Speed 127.435 On 2 Gp a

| Lap | Elapsed Time | Lap Time | Lap Speed |
|-----|--------------|----------|-----------|
| 1 | 3:48.412 | 3:48.412 | 114.682 |
| 2 | 7:17.491 | 3:29.079 | 127.435 |
| 3 | 10:47.754 | 3:30.263 | 126.717 |
| 4 | 14:19.860 | 3:32.106 | 125.616 |
| 5 | 17:49.591 | 3:29.731 | 127.039 |
| 6 | 21:29.611 | 3:40.020 | 121.098 |

14 48 Derek McGEE

SBK Behind 9.580

Best Time 3:29.663 Best Speed 127.080 On 3 Gp a

| Lap | Elapsed Time | Lap Time | Lap Speed |
|-----|--------------|----------|-----------|
| 1 | 4:17.601 | 4:17.601 | 101.687 |
| 2 | 7:50.889 | 3:33.288 | 124.920 |
| 3 | 11:20.552 | 3:29.663 | 127.080 |
| 4 | 14:53.053 | 3:32.501 | 125.383 |
| 5 | 18:23.112 | 3:30.059 | 126.840 |
| 6 | 22:38.544 | 4:15.432 | 104.309 |
| 7 | 30:57.850 | 8:19.306 | 53.362 |
| 8 | 34:28.670 | 3:30.820 | 126.383 |
| 9 | 38:05.044 | 3:36.374 | 123.138 |

15 40 Daley MATHISON

SBK Behind 9.723

Best Time 3:29.806 Best Speed 126.993 On 7 Gp a

| Lap | Elapsed Time | Lap Time | Lap Speed |
|-----|--------------|-----------|-----------|
| 1 | 4:20.477 | 4:20.477 | 100.564 |
| 2 | 7:56.512 | 3:36.035 | 123.332 |
| 3 | 11:29.015 | 3:32.503 | 125.382 |
| 4 | 15:06.244 | 3:37.229 | 122.654 |
| 5 | 30:17.116 | 15:10.872 | 29.251 |
| 6 | 33:47.313 | 3:30.197 | 126.757 |
| 7 | 37:17.119 | 3:29.806 | 126.993 |
| 8 | 40:47.286 | 3:30.167 | 126.775 |

16 15 Derek SHEILS

SBK Behind 9.807

Best Time 3:29.890 Best Speed 126.942 On 3 Gp a

| Lap | Elapsed Time | Lap Time | Lap Speed |
|-----|--------------|----------|-----------|
| 1 | 3:47.186 | 3:47.186 | 115.301 |
| 2 | 7:17.463 | 3:30.277 | 126.709 |
| 3 | 10:47.353 | 3:29.890 | 126.942 |
| 4 | 14:29.626 | 3:42.273 | 119.870 |
| 5 | 21:52.179 | 7:22.553 | 60.205 |
| 6 | 25:24.414 | 3:32.235 | 125.540 |
| 7 | 29:09.398 | 3:44.984 | 118.426 |

Qualifying Classification

Position

17 97 Seamus ELLIOTT

SBK Behind 10.948

Best Time 3:31.031 Best Speed 126.256 On 9 Gp a

| Lap | Elapsed Time | Lap Time | Lap Speed |
|-----|--------------|-----------|-----------|
| 1 | 3:50.494 | 3:50.494 | 113.646 |
| 2 | 7:22.255 | 3:31.761 | 125.821 |
| 3 | 10:53.552 | 3:31.297 | 126.097 |
| 4 | 14:24.583 | 3:31.031 | 126.256 |
| 5 | 18:10.676 | 3:46.093 | 117.845 |
| 6 | 29:27.708 | 11:17.032 | 39.354 |
| 7 | 32:59.945 | 3:32.237 | 125.539 |
| 8 | 36:31.174 | 3:31.229 | 126.138 |
| 9 | 40:02.205 | 3:31.031 | 126.256 |
| 10 | 43:33.591 | 3:31.386 | 126.044 |

18 94 Ben WYLIE

SBK Behind 12.297

Best Time 3:32.380 Best Speed 125.454 On 10 Gp a

| Lap | Elapsed Time | Lap Time | Lap Speed |
|-----|--------------|----------|-----------|
| 1 | 4:09.752 | 4:09.752 | 104.883 |
| 2 | 7:46.300 | 3:36.548 | 123.040 |
| 3 | 11:20.201 | 3:33.901 | 124.562 |
| 4 | 15:01.646 | 3:41.445 | 120.319 |
| 5 | 23:57.270 | 8:55.624 | 49.744 |
| 6 | 27:32.062 | 3:34.792 | 124.045 |
| 7 | 31:06.549 | 3:34.487 | 124.222 |
| 8 | 34:42.942 | 3:36.393 | 123.128 |
| 9 | 38:17.551 | 3:34.609 | 124.151 |
| 10 | 41:49.931 | 3:32.380 | 125.454 |

19 65 Michael SWEENEY

SBK Behind 12.438

Best Time 3:32.521 Best Speed 125.371 On 4 Gp a

| Lap | Elapsed Time | Lap Time | Lap Speed |
|-----|--------------|----------|-----------|
| 1 | 3:56.244 | 3:56.244 | 110.880 |
| 2 | 7:29.919 | 3:33.675 | 124.694 |
| 3 | 11:04.039 | 3:34.120 | 124.435 |
| 4 | 14:36.560 | 3:32.521 | 125.371 |
| 5 | 18:21.305 | 3:44.745 | 118.552 |

20 71 Davy MORGAN

SBK Behind 12.899

Best Time 3:32.982 Best Speed 125.100 On 3 Gp a

| Lap | Elapsed Time | Lap Time | Lap Speed |
|-----|--------------|----------|-----------|
| 1 | 3:56.118 | 3:56.118 | 110.939 |
| 2 | 7:30.230 | 3:34.112 | 124.439 |
| 3 | 11:03.212 | 3:32.982 | 125.100 |
| 4 | 14:36.216 | 3:33.004 | 125.087 |
| 5 | 18:19.916 | 3:43.700 | 119.106 |



METZELER ULSTER GRAND PRIX

SUPERBIKE

UGP Second Qualifying

Thursday, 14 August 2014

DETAILED RESULT



Qualifying Classification

Position

21 61 John WALSH

SBK Behind 13.715

Best Time **3:33.798** Best Speed **124.622** On **8** Gp **a**

| Lap | Elapsed Time | Lap Time | Lap Speed |
|-----|--------------|-----------|-----------|
| 1 | 3:57.114 | 3:57.114 | 110.473 |
| 2 | 9:26.499 | 5:29.385 | 80.890 |
| 3 | 13:00.857 | 3:34.358 | 124.297 |
| 4 | 17:37.673 | 4:36.816 | 96.252 |
| 5 | 27:41.883 | 10:04.210 | 44.097 |
| 6 | 31:18.371 | 3:36.488 | 123.074 |
| 7 | 34:52.175 | 3:33.804 | 124.619 |
| 8 | 38:25.973 | 3:33.798 | 124.622 |
| 9 | 41:59.893 | 3:33.920 | 124.551 |

22 70 Phillip CROWE

SBK Behind 13.762

Best Time **3:33.845** Best Speed **124.595** On **9** Gp **a**

| Lap | Elapsed Time | Lap Time | Lap Speed |
|-----|--------------|----------|-----------|
| 1 | 4:17.118 | 4:17.118 | 101.878 |
| 2 | 8:02.523 | 3:45.405 | 118.205 |
| 3 | 11:41.250 | 3:38.727 | 121.814 |
| 4 | 15:19.112 | 3:37.862 | 122.297 |
| 5 | 18:55.495 | 3:36.383 | 123.133 |
| 6 | 22:31.795 | 3:36.300 | 123.181 |
| 7 | 26:10.288 | 3:38.493 | 121.944 |
| 8 | 33:10.144 | 6:59.856 | 63.460 |
| 9 | 36:43.989 | 3:33.845 | 124.595 |
| 10 | 40:24.028 | 3:40.039 | 121.087 |

23 111 Paul SHOESMITH

SBK Behind 13.795

Best Time **3:33.878** Best Speed **124.576** On **10** Gp **a**

| Lap | Elapsed Time | Lap Time | Lap Speed |
|-----|--------------|----------|-----------|
| 1 | 4:03.978 | 4:03.978 | 107.365 |
| 2 | 7:42.515 | 3:38.537 | 121.920 |
| 3 | 11:17.911 | 3:35.396 | 123.698 |
| 4 | 14:52.840 | 3:34.929 | 123.966 |
| 5 | 18:27.482 | 3:34.642 | 124.132 |
| 6 | 22:14.723 | 3:47.241 | 117.250 |
| 7 | 29:59.832 | 7:45.109 | 57.285 |
| 8 | 33:34.699 | 3:34.867 | 124.002 |
| 9 | 37:09.442 | 3:34.743 | 124.074 |
| 10 | 40:43.320 | 3:33.878 | 124.576 |

Qualifying Classification

Position

24 36 Fabrice MIGUET

SBK Behind 15.056

Best Time **3:35.139** Best Speed **123.845** On **7** Gp **a**

| Lap | Elapsed Time | Lap Time | Lap Speed |
|-----|--------------|-----------|-----------|
| 1 | 4:23.991 | 4:23.991 | 99.226 |
| 2 | 8:07.145 | 3:43.154 | 119.397 |
| 3 | 11:45.104 | 3:37.959 | 122.243 |
| 4 | 15:24.383 | 3:39.279 | 121.507 |
| 5 | 26:27.102 | 11:02.719 | 40.204 |
| 6 | 30:02.647 | 3:35.545 | 123.612 |
| 7 | 33:37.786 | 3:35.139 | 123.845 |
| 8 | 37:13.156 | 3:35.370 | 123.712 |
| 9 | 40:49.824 | 3:36.668 | 122.971 |

25 31 Shaun ANDERSON

SBK Behind 15.359

Best Time **3:35.442** Best Speed **123.671** On **2** Gp **a**

| Lap | Elapsed Time | Lap Time | Lap Speed |
|-----|--------------|----------|-----------|
| 1 | 4:16.299 | 4:16.299 | 102.204 |
| 2 | 7:51.741 | 3:35.442 | 123.671 |
| 3 | 11:31.843 | 3:40.102 | 121.053 |

26 47 Alistair KIRK

SBK Behind 15.386

Best Time **3:35.469** Best Speed **123.656** On **6** Gp **a**

| Lap | Elapsed Time | Lap Time | Lap Speed |
|-----|--------------|----------|-----------|
| 1 | 4:19.442 | 4:19.442 | 100.965 |
| 2 | 8:01.949 | 3:42.507 | 119.744 |
| 3 | 11:37.743 | 3:35.794 | 123.469 |
| 4 | 15:13.407 | 3:35.664 | 123.544 |
| 5 | 18:49.692 | 3:36.285 | 123.189 |
| 6 | 22:25.161 | 3:35.469 | 123.656 |
| 7 | 26:12.050 | 3:46.889 | 117.432 |

27 66 Tom McHALE

SBK Behind 15.480

Best Time **3:35.563** Best Speed **123.602** On **5** Gp **a**

| Lap | Elapsed Time | Lap Time | Lap Speed |
|-----|--------------|-----------|-----------|
| 1 | 4:01.974 | 4:01.974 | 108.254 |
| 2 | 7:40.993 | 3:39.019 | 121.651 |
| 3 | 11:17.311 | 3:36.318 | 123.170 |
| 4 | 14:54.635 | 3:37.324 | 122.600 |
| 5 | 18:30.198 | 3:35.563 | 123.602 |
| 6 | 22:10.897 | 3:40.699 | 120.725 |
| 7 | 32:37.712 | 10:26.815 | 42.507 |
| 8 | 36:16.449 | 3:38.737 | 121.808 |
| 9 | 40:12.247 | 3:55.798 | 112.995 |

METZELER ULSTER GRAND PRIX

SUPERBIKE

UGP Second Qualifying

Thursday, 14 August 2014

DETAILED RESULT



Qualifying Classification

Position

28 98 Paul OWEN

SBK Behind 16.121

Best Time **3:36.204** Best Speed **123.235** On **3** Gp **a**

| Lap | Elapsed Time | Lap Time | Lap Speed |
|-----|--------------|----------|-----------|
| 1 | 4:04.919 | 4:04.919 | 106.952 |
| 2 | 7:41.281 | 3:36.362 | 123.145 |
| 3 | 11:17.485 | 3:36.204 | 123.235 |
| 4 | 15:02.094 | 3:44.609 | 118.624 |
| 5 | 23:11.256 | 8:09.162 | 54.469 |

29 27 Nuno CAETANO

SBK Behind 17.221

Best Time **3:37.304** Best Speed **122.611** On **2** Gp **a**

| Lap | Elapsed Time | Lap Time | Lap Speed |
|-----|--------------|----------|-----------|
| 1 | 4:47.162 | 4:47.162 | 91.219 |
| 2 | 8:24.466 | 3:37.304 | 122.611 |
| 3 | 12:02.436 | 3:37.970 | 122.237 |
| 4 | 15:39.937 | 3:37.501 | 122.500 |
| 5 | 19:17.390 | 3:37.453 | 122.527 |
| 6 | 23:03.657 | 3:46.267 | 117.755 |

30 16 Dave HEWSON

SBK Behind 17.330

Best Time **3:37.413** Best Speed **122.550** On **3** Gp **a**

| Lap | Elapsed Time | Lap Time | Lap Speed |
|-----|--------------|----------|-----------|
| 1 | 4:00.277 | 4:00.277 | 109.019 |
| 2 | 7:38.308 | 3:38.031 | 122.203 |
| 3 | 11:15.721 | 3:37.413 | 122.550 |
| 4 | 14:56.089 | 3:40.368 | 120.907 |

31 89 Colin STEPHENSON

SBK Behind 18.631

Best Time **3:38.714** Best Speed **121.821** On **5** Gp **a**

| Lap | Elapsed Time | Lap Time | Lap Speed |
|-----|--------------|----------|-----------|
| 1 | 4:00.947 | 4:00.947 | 108.716 |
| 2 | 7:49.281 | 3:48.334 | 116.689 |
| 3 | 12:22.691 | 4:33.410 | 97.451 |
| 4 | 16:02.707 | 3:40.016 | 121.100 |
| 5 | 19:41.421 | 3:38.714 | 121.821 |
| 6 | 23:22.363 | 3:40.942 | 120.593 |
| 7 | 27:01.654 | 3:39.291 | 121.500 |
| 8 | 30:46.466 | 3:44.812 | 118.517 |

Qualifying Classification

Position

32 17 Mark GOODINGS

SBK Behind 18.875

Best Time **3:38.958** Best Speed **121.685** On **9** Gp **a**

| Lap | Elapsed Time | Lap Time | Lap Speed |
|-----|--------------|-----------|-----------|
| 1 | 4:27.031 | 4:27.031 | 98.096 |
| 2 | 8:15.269 | 3:48.238 | 116.738 |
| 3 | 12:02.358 | 3:47.089 | 117.328 |
| 4 | 15:47.607 | 3:45.249 | 118.287 |
| 5 | 26:59.038 | 11:11.431 | 39.682 |
| 6 | 30:39.497 | 3:40.459 | 120.857 |
| 7 | 34:20.084 | 3:40.587 | 120.787 |
| 8 | 37:59.941 | 3:39.857 | 121.188 |
| 9 | 41:38.899 | 3:38.958 | 121.685 |

33 43 Mark PARRETT

SBK Behind 19.394

Best Time **3:39.477** Best Speed **121.398** On **6** Gp **a**

| Lap | Elapsed Time | Lap Time | Lap Speed |
|-----|--------------|----------|-----------|
| 1 | 4:11.910 | 4:11.910 | 103.984 |
| 2 | 7:53.077 | 3:41.167 | 120.470 |
| 3 | 11:32.849 | 3:39.772 | 121.235 |
| 4 | 15:17.215 | 3:44.366 | 118.752 |
| 5 | 21:26.254 | 6:09.039 | 72.198 |
| 6 | 25:05.731 | 3:39.477 | 121.398 |
| 7 | 28:49.220 | 3:43.489 | 119.218 |
| 8 | 34:20.525 | 5:31.305 | 80.421 |
| 9 | 38:00.362 | 3:39.837 | 121.199 |
| 10 | 41:42.901 | 3:42.539 | 119.727 |

34 21 Alan CONNOR

SBK Behind 20.958

Best Time **3:41.041** Best Speed **120.539** On **8** Gp **a**

| Lap | Elapsed Time | Lap Time | Lap Speed |
|-----|--------------|----------|-----------|
| 1 | 4:38.208 | 4:38.208 | 94.155 |
| 2 | 8:23.593 | 3:45.385 | 118.215 |
| 3 | 12:09.969 | 3:46.376 | 117.698 |
| 4 | 15:53.780 | 3:43.811 | 119.047 |
| 5 | 19:35.534 | 3:41.754 | 120.151 |
| 6 | 23:21.071 | 3:45.537 | 118.136 |
| 7 | 33:00.385 | 9:39.314 | 45.992 |
| 8 | 36:41.426 | 3:41.041 | 120.539 |
| 9 | 40:28.193 | 3:46.767 | 117.495 |

METZELER ULSTER GRAND PRIX

SUPERBIKE

UGP Second Qualifying

Thursday, 14 August 2014

DETAILED RESULT



Qualifying Classification

Position

35 41 Neil GREGORY

SBK Behind 23.305

Best Time 3:43.388 Best Speed 119.272 On 3 Gp a

| Lap | Elapsed Time | Lap Time | Lap Speed |
|-----|--------------|----------|-----------|
| 1 | 4:16.941 | 4:16.941 | 101.948 |
| 2 | 8:01.585 | 3:44.644 | 118.605 |
| 3 | 11:44.973 | 3:43.388 | 119.272 |
| 4 | 15:54.884 | 4:09.911 | 106.614 |

36 23 Dennis BOOTH

SBK Behind 25.745

Best Time 3:45.828 Best Speed 117.983 On 3 Gp a

| Lap | Elapsed Time | Lap Time | Lap Speed |
|-----|--------------|-----------|-----------|
| 1 | 4:20.411 | 4:20.411 | 100.590 |
| 2 | 8:07.392 | 3:46.981 | 117.384 |
| 3 | 11:53.220 | 3:45.828 | 117.983 |
| 4 | 15:41.044 | 3:47.824 | 116.950 |
| 5 | 19:28.194 | 3:47.150 | 117.297 |
| 6 | 30:56.435 | 11:28.241 | 38.713 |
| 7 | 34:45.550 | 3:49.115 | 116.291 |
| 8 | 41:09.268 | 6:23.718 | 69.436 |

37 69 George SPENCE

SBK Behind 29.306

Best Time 3:49.389 Best Speed 116.152 On 9 Gp a

| Lap | Elapsed Time | Lap Time | Lap Speed |
|-----|--------------|----------|-----------|
| 1 | 4:19.371 | 4:19.371 | 100.993 |
| 2 | 8:14.747 | 3:55.376 | 113.197 |
| 3 | 12:09.771 | 3:55.024 | 113.367 |
| 4 | 16:02.343 | 3:52.572 | 114.562 |
| 5 | 19:53.960 | 3:51.617 | 115.035 |
| 6 | 23:45.734 | 3:51.774 | 114.957 |
| 7 | 27:37.310 | 3:51.576 | 115.055 |
| 8 | 31:28.841 | 3:51.531 | 115.077 |
| 9 | 35:18.230 | 3:49.389 | 116.152 |
| 10 | 39:14.000 | 3:55.770 | 113.008 |

38 91 Anthony McCOLGAN

SBK Behind 30.670

Best Time 3:50.753 Best Speed 115.465 On 2 Gp a

| Lap | Elapsed Time | Lap Time | Lap Speed |
|-----|--------------|----------|-----------|
| 1 | 4:16.316 | 4:16.316 | 102.197 |
| 2 | 8:07.069 | 3:50.753 | 115.465 |
| 3 | 11:59.746 | 3:52.677 | 114.511 |

Qualifying Classification

Position

39 33 Paul CRANSTON

SBK Behind 31.616

Best Time 3:51.699 Best Speed 114.994 On 5 Gp a

| Lap | Elapsed Time | Lap Time | Lap Speed |
|-----|--------------|----------|-----------|
| 1 | 4:22.077 | 4:22.077 | 99.950 |
| 2 | 8:14.964 | 3:52.887 | 114.407 |
| 3 | 12:13.995 | 3:59.031 | 111.467 |
| 4 | 17:26.719 | 5:12.724 | 85.200 |
| 5 | 21:18.418 | 3:51.699 | 114.994 |
| 6 | 25:10.477 | 3:52.059 | 114.815 |
| 7 | 29:08.255 | 3:57.778 | 112.054 |

Non Qualifiers

Position

80 Darren COOPER

SBK Behind 29.526

Best Time 3:49.609 Best Speed 116.041 On 2 Gp a

| Lap | Elapsed Time | Lap Time | Lap Speed |
|-----|--------------|-----------|-----------|
| 1 | 4:41.687 | 4:41.687 | 92.992 |
| 2 | 8:31.296 | 3:49.609 | 116.041 |
| 3 | 12:29.522 | 3:58.226 | 111.843 |
| 4 | 41:09.837 | 28:40.315 | 15.488 |

38 Andrew SELLARS

SBK Behind 37.186

Best Time 3:57.269 Best Speed 112.294 On 5 Gp a

| Lap | Elapsed Time | Lap Time | Lap Speed |
|-----|--------------|----------|-----------|
| 1 | 4:40.192 | 4:40.192 | 93.488 |
| 2 | 8:39.979 | 3:59.787 | 111.115 |
| 3 | 12:37.741 | 3:57.762 | 112.061 |
| 4 | 16:36.350 | 3:58.609 | 111.664 |
| 5 | 20:33.619 | 3:57.269 | 112.294 |
| 6 | 24:33.986 | 4:00.367 | 110.847 |

25 Ivan SHANLEY

SBK Behind 41.456

Best Time 4:01.539 Best Speed 110.309 On 1 Gp a

| Lap | Elapsed Time | Lap Time | Lap Speed |
|-----|--------------|----------|-----------|
| 1 | 4:01.539 | 4:01.539 | 108.449 |

Speed TrapSuperbikes 2nd Practice

| No. | Name | Lap 1 | Lap 2 | Lap 3 | Lap 4 | Lap 5 | Lap 6 | Lap 7 | Lap 8 | Lap 9 |
|-----|------------------|-------|-------|-------|-------|-------|-------|-------|-------|-------|
| 1 | Michael DUNLOP | 185 | | 185 | | 188 | | | 186 | 184 |
| 2 | Ian HUTCHINSON | | | | | 183 | | | | 185 |
| 4 | Guy MARTIN | 187 | 185 | 186 | 185 | | | 186 | | 184 |
| 5 | Bruce ANSTEY | | 183 | 186 | 183 | | 185 | 187 | | |
| 6 | William DUNLOP | | 187 | | | 189 | 190 | 191 | | |
| 11 | Stephen THOMPSON | | | 180 | | | | 183 | 179 | |
| 12 | Dean HARRISON | 185 | 185 | | 174 | 184 | | 186 | | |
| 13 | Lee JOHNSTON | 189 | | | | | 181 | | 184 | |
| 14 | Dan KNEEN | | 182 | | 184 | | | | 183 | |
| 15 | Derek SHEILS | | | 175 | | 174 | | | | |
| 17 | Mark GOODINGS | | | | | 154 | | 157 | | |
| 18 | James McBRIDE | | | | | | 177 | | | |
| 20 | Dan STEWART | 165 | | | | | | | | |
| 21 | Alan CONNOR | | 167 | | 167 | | | 152 | | |
| 23 | Dennis BOOTH | | | 164 | 169 | | | | | |
| 24 | Steve MERCER | | | 175 | 172 | | | 180 | 182 | |
| 27 | Nuno CAETANO | | | | | 171 | | | | |
| 29 | Ivan LINTIN | | 178 | | 172 | 170 | | | | |
| 33 | Paul CRANSTON | | | 178 | 137 | | | | | |
| 36 | Fabrice MIGUET | | | 178 | | | | | 172 | |
| 38 | Andrew SELLARS | | | | 165 | 165 | | | | |
| 40 | Daley MATHISON | | 180 | 179 | | | | 178 | | 178 |
| 43 | Mark PARRETT | | 179 | | | 176 | 177 | | | |
| 47 | Alistair KIRK | | 169 | | | 177 | | | | |
| 48 | Derek McGEE | | 182 | 181 | 178 | 180 | | 179 | 182 | |
| 60 | Peter HICKMAN | | | 156 | | | 184 | 184 | 184 | |
| 65 | Nikki COATES | | 171 | | 178 | | | | | |
| 66 | Tom McHALE | | 182 | | | 176 | | | 178 | 173 |
| 69 | George SPENCE | | | | | 169 | | | 167 | |
| 70 | Phillip CROWE | | | | | 168 | | | | |
| 71 | Davy MORGAN | 178 | | | 174 | | | | | |
| 89 | Colin STEPHENSON | | | 171 | | 171 | 165 | | | |
| 94 | Ben WYLIE | | | | | | 176 | 176 | 174 | 175 |
| 97 | Seamus ELLIOTT | 182 | 181 | 181 | 179 | | | | 180 | 178 |
| 98 | Paul OWEN | | | | | 158 | | | | |
| 111 | Paul SHOESMITH | | 182 | | | 178 | | | 178 | |

METZELER ULSTER GRAND PRIX


SUPERBIKE Combined Qualifying



| Pos | Class | No | Name | -----Best Time / Qual Laps----- | | | Overall Best Time / Speed / Total Qual Laps | | | |
|----------------------------------|-------|-----|------------------|---------------------------------|-----------|----------|--|----------|---------|----|
| | | | | Session A | Session B | | | | | |
| Qualifying Classification | | | | | | | | | | |
| 1 | SBK | 5 | Bruce ANSTEY | 3:23.215 | 5 | 3:20.083 | 8 | 3:20.083 | 133.165 | 13 |
| 2 | SBK | 4 | Guy MARTIN | 3:22.227 | 7 | 3:20.631 | 9 | 3:20.631 | 132.801 | 16 |
| 3 | SBK | 6 | William DUNLOP | 3:24.083 | 8 | 3:21.776 | 6 | 3:21.776 | 132.047 | 14 |
| 4 | SBK | 1 | Michael DUNLOP | 3:22.996 | 5 | 3:22.330 | 5 | 3:22.330 | 131.686 | 10 |
| 5 | SBK | 13 | Lee JOHNSTON | 3:24.471 | 3 | 3:22.350 | 7 | 3:22.350 | 131.673 | 10 |
| 6 | SBK | 14 | Dan KNEEN | 3:26.579 | 3 | 3:23.063 | 7 | 3:23.063 | 131.210 | 10 |
| 7 | SBK | 60 | Peter HICKMAN | 3:26.146 | 9 | 3:23.091 | 6 | 3:23.091 | 131.192 | 15 |
| 8 | SBK | 12 | Dean HARRISON | 3:27.282 | 3 | 3:23.914 | 9 | 3:23.914 | 130.663 | 12 |
| 9 | SBK | 2 | Ian HUTCHINSON | 3:25.223 | 7 | 3:24.976 | 8 | 3:24.976 | 129.986 | 15 |
| 10 | SBK | 24 | Steve MERCER | 3:27.359 | 5 | 3:25.814 | 10 | 3:25.814 | 129.456 | 15 |
| 11 | SBK | 11 | Stephen THOMPSON | 3:27.945 | 4 | 3:28.145 | 8 | 3:27.945 | 128.130 | 12 |
| 12 | SBK | 19 | Rob BARBER | 3:30.994 | 9 | 3:28.529 | 7 | 3:28.529 | 127.771 | 16 |
| 13 | SBK | 29 | Ivan LINTIN | 3:30.744 | 3 | 3:29.079 | 6 | 3:29.079 | 127.435 | 9 |
| 14 | SBK | 15 | Derek SHEILS | 3:29.337 | 6 | 3:29.890 | 6 | 3:29.337 | 127.278 | 12 |
| 15 | SBK | 48 | Derek McGEE | 3:29.522 | 7 | 3:29.663 | 6 | 3:29.522 | 127.165 | 13 |
| 16 | SBK | 40 | Daley MATHISON | 3:34.661 | 7 | 3:29.806 | 6 | 3:29.806 | 126.993 | 13 |
| 17 | SBK | 97 | Seamus ELLIOTT | 3:31.030 | 5 | 3:31.031 | 9 | 3:31.030 | 126.257 | 14 |
| 18 | SBK | 52 | Russ MOUNTFORD | 3:32.009 | 9 | ----- | | 3:32.009 | 125.674 | 9 |
| 19 | SBK | 94 | Ben WYLIE | 3:35.287 | 8 | 3:32.380 | 8 | 3:32.380 | 125.454 | 16 |
| 20 | SBK | 65 | Michael SWEENEY | 3:36.091 | 2 | 3:32.521 | 5 | 3:32.521 | 125.371 | 7 |
| 21 | SBK | 61 | John WALSH | 3:32.565 | 6 | 3:33.798 | 6 | 3:32.565 | 125.345 | 12 |
| 22 | SBK | 31 | Shaun ANDERSON | 3:32.794 | 8 | 3:35.442 | 2 | 3:32.794 | 125.210 | 10 |
| 23 | SBK | 71 | Davy MORGAN | 3:38.853 | 3 | 3:32.982 | 5 | 3:32.982 | 125.100 | 8 |
| 24 | SBK | 111 | Paul SHOESMITH | 3:33.669 | 10 | 3:33.878 | 8 | 3:33.669 | 124.697 | 18 |
| 25 | SBK | 70 | Phillip CROWE | 3:39.747 | 7 | 3:33.845 | 8 | 3:33.845 | 124.595 | 15 |
| 26 | SBK | 98 | Paul OWEN | 3:34.320 | 6 | 3:36.204 | 3 | 3:34.320 | 124.319 | 9 |
| 27 | SBK | 36 | Fabrice MIGUET | 3:37.755 | 6 | 3:35.139 | 7 | 3:35.139 | 123.845 | 13 |
| 28 | SBK | 47 | Alistair KIRK | 3:42.352 | 7 | 3:35.469 | 6 | 3:35.469 | 123.656 | 13 |
| 29 | SBK | 66 | Tom McHALE | 3:40.678 | 4 | 3:35.563 | 7 | 3:35.563 | 123.602 | 11 |
| 30 | SBK | 43 | Mark PARRETT | 3:36.675 | 7 | 3:39.477 | 7 | 3:36.675 | 122.967 | 14 |
| 31 | SBK | 25 | Ivan SHANLEY | 3:37.078 | 3 | 4:01.539 | 0 | 3:37.078 | 122.739 | 3 |
| 32 | SBK | 27 | Nuno CAETANO | 3:38.962 | 5 | 3:37.304 | 5 | 3:37.304 | 122.611 | 10 |
| 33 | SBK | 16 | Dave HEWSON | 3:38.976 | 7 | 3:37.413 | 3 | 3:37.413 | 122.550 | 10 |
| 34 | SBK | 89 | Colin STEPHENSON | 3:43.348 | 6 | 3:38.714 | 6 | 3:38.714 | 121.821 | 12 |
| 35 | SBK | 17 | Mark GOODINGS | 3:40.896 | 8 | 3:38.958 | 7 | 3:38.958 | 121.685 | 15 |
| 36 | SBK | 21 | Alan CONNOR | 3:41.320 | 6 | 3:41.041 | 7 | 3:41.041 | 120.539 | 13 |
| 37 | SBK | 41 | Neil GREGORY | 3:41.627 | 6 | 3:43.388 | 2 | 3:41.627 | 120.220 | 8 |
| 38 | SBK | 23 | Dennis BOOTH | 3:42.222 | 5 | 3:45.828 | 5 | 3:42.222 | 119.898 | 10 |
| 39 | SBK | 95 | Xavier DENIS | 3:42.682 | 6 | ----- | | 3:42.682 | 119.650 | 6 |
| 40 | SBK | 91 | Anthony McCOLGAN | 3:44.630 | 4 | 3:50.753 | 2 | 3:44.630 | 118.613 | 6 |
| 41 | SBK | 33 | Paul CRANSTON | 3:46.840 | 9 | 3:51.699 | 3 | 3:46.840 | 117.457 | 12 |
| 42 | SBK | 69 | George SPENCE | 42:59.260 | 0 | 3:49.389 | 9 | 3:49.389 | 116.152 | 9 |
| 43 | SBK | 80 | Darren COOPER | 3:49.952 | 4 | 3:49.609 | 1 | 3:49.609 | 116.041 | 5 |
| 44 | SBK | 38 | Andrew SELLARS | 3:58.177 | 5 | 3:57.269 | 1 | 3:57.269 | 112.294 | 6 |

Provisional result to be confirmed by the Stewards of the Meeting subject to completion of technical inspections & the time limit for protests

Page 1 / 1

| | | | | | |
|---------------|----------------|----------------|---|-----------------|-----------------------------------|
| Circuit | Dundrod | Signed |  | Organising Club | Dundrod & District MCC |
| Length(miles) | 7.4011 | Lap 1 (7.2763) | Chief Timekeeper | | |
| Weather | | Issued At: | | | |
| Track | | | | | |



METZELER ULSTER GRAND PRIX

SUPERBIKE

Race 4 - McKinstry Skip Hire Superbike

Saturday, 16 August 2014



| Pos | Class | No | Name | Machine / Sponsor | Gp | Laps | Total Time | Behind | Speed | -----Best Lap----- | | |
|-----|-------|----|------------------|--|----|------|------------|----------|---------|--------------------|---------|----|
| | | | | | | | | | | Time | Speed | On |
| 1 | SBK | 5 | Bruce ANSTEY | Honda - Valvoline Racing by Padgetts | a | 7 | 24:10.701 | | 128.254 | 3:22.015 | 131.891 | 7 |
| 2 | SBK | 4 | Guy MARTIN | Suzuki - Tyco Suzuki by TAS Racing | a | 7 | 24:10.961 | 0.260 | 128.231 | 3:23.293 | 131.062 | 7 |
| 3 | SBK | 13 | Lee JOHNSTON | Honda - ECC / Pirtek | a | 7 | 24:15.530 | 4.829 | 127.829 | 3:24.124 | 130.528 | 6 |
| 4 | SBK | 1 | Michael DUNLOP | BMW - BMW Motorrad | a | 7 | 24:18.122 | 7.421 | 127.601 | 3:23.754 | 130.765 | 6 |
| 5 | SBK | 60 | Peter HICKMAN | BMW - Ice Valley by Motorsave | a | 7 | 24:55.991 | 45.290 | 124.371 | 3:29.683 | 127.068 | 7 |
| 6 | SBK | 40 | Daley MATHISON | Suzuki - Hol-Taj/Team Classic Suzuki | a | 7 | 24:57.863 | 47.162 | 124.216 | 3:30.755 | 126.421 | 6 |
| 7 | SBK | 29 | Ivan LINTIN | Honda - Taylor Lindsey Racing | a | 7 | 25:16.435 | 1:05.734 | 122.695 | 3:33.361 | 124.877 | 3 |
| 8 | SBK | 2 | Ian HUTCHINSON | Yamaha - Milwaukee Yamaha | a | 7 | 25:17.280 | 1:06.579 | 122.626 | 3:34.002 | 124.503 | 3 |
| 9 | SBK | 19 | Rob BARBER | BMW - Block Solutions | a | 7 | 25:19.465 | 1:08.764 | 122.450 | 3:33.420 | 124.843 | 7 |
| 10 | SBK | 52 | Russ MOUNTFORD | Kawasaki - Silicone Engineering Racing | a | 7 | 25:27.884 | 1:17.183 | 121.775 | 3:35.450 | 123.667 | 7 |
| 11 | SBK | 31 | Shaun ANDERSON | Suzuki - CN Racing | b | 7 | 25:37.843 | 1:27.142 | 120.987 | 3:34.428 | 124.256 | 7 |
| 12 | SBK | 94 | Ben WYLIE | Bimota - bimota.uk.com | b | 7 | 25:46.497 | 1:35.796 | 120.310 | 3:35.551 | 123.609 | 7 |
| 13 | SBK | 66 | Tom McHALE | Honda | b | 7 | 25:55.355 | 1:44.654 | 119.624 | 3:38.351 | 122.024 | 6 |
| 14 | SBK | 70 | Phillip CROWE | BMW - Handtrans-Objektum-Fleetwood | b | 7 | 26:01.693 | 1:50.992 | 119.139 | 3:40.330 | 120.928 | 4 |
| 15 | SBK | 15 | Derek SHEILS | Kawasaki - CD Racing | a | 7 | 26:02.291 | 1:51.590 | 119.093 | 3:41.179 | 120.463 | 2 |
| 16 | SBK | 43 | Mark PARRETT | BMW - C & C Ltd. | b | 7 | 26:05.945 | 1:55.244 | 118.815 | 3:38.566 | 121.903 | 7 |
| 17 | SBK | 16 | Dave HEWSON | Aprilia - Obsession Engineering | b | 7 | 26:06.485 | 1:55.784 | 118.774 | 3:39.034 | 121.643 | 7 |
| 18 | SBK | 89 | Colin STEPHENSON | Honda - CS Racing | b | 7 | 26:06.697 | 1:55.996 | 118.758 | 3:39.881 | 121.174 | 6 |
| 19 | SBK | 98 | Paul OWEN | Honda - Team #98 | b | 7 | 26:07.292 | 1:56.591 | 118.713 | 3:38.588 | 121.891 | 6 |
| 20 | SBK | 21 | Alan CONNOR | Suzuki - Connor Racing | b | 7 | 26:43.070 | 2:32.369 | 116.064 | 3:43.463 | 119.232 | 7 |
| 21 | SBK | 33 | Paul CRANSTON | Honda - P & J Fuel Haulage | c | 6 | 23:30.157 | 1 Lap | 113.047 | 3:48.483 | 116.612 | 6 |
| 22 | SBK | 69 | George SPENCE | Honda - Dod Spence Racing | c | 6 | 23:48.405 | 18.248 | 111.603 | 3:52.404 | 114.645 | 6 |

Fastest Lap


| | | | | | | | | | | | | |
|-----|---|--------------|--------------------------------------|---|--|--|--|--|--|----------|---------|---|
| SBK | 5 | Bruce ANSTEY | Honda - Valvoline Racing by Padgetts | a | | | | | | 3:22.015 | 131.891 | 7 |
|-----|---|--------------|--------------------------------------|---|--|--|--|--|--|----------|---------|---|

Not Classified

| | | | | | | | | | | | | |
|-----|-----|----|------------------|----------------------------------|---|---|-----------|--------|---------|----------|---------|---|
| DNF | SBK | 24 | Steve MERCER | Suzuki - Team Traction Control | a | 6 | 21:26.388 | 1 Lap | 123.924 | 3:30.499 | 126.575 | 6 |
| DNF | SBK | 38 | Andrew SELLARS | Honda | c | 4 | 15:58.102 | 3 Laps | 110.767 | 3:56.585 | 112.619 | 3 |
| DNF | SBK | 41 | Neil GREGORY | Honda - Quelch Afterdark Racing | c | 1 | 3:56.514 | 6 Laps | 110.753 | 3:56.514 | 110.753 | 1 |
| DNF | SBK | 11 | Stephen THOMPSON | BMW - Bathams prize winning ales | a | 1 | 3:58.622 | 2.108 | 109.775 | 3:58.622 | 109.775 | 1 |
| DNF | SBK | 97 | Seamus ELLIOTT | Kawasaki - D & G W Racing | a | 1 | 4:04.181 | 7.667 | 107.276 | 4:04.181 | 107.276 | 1 |
| DNF | SBK | 71 | Davy MORGAN | Honda - Strangford Holiday Park | b | 1 | 4:07.552 | 11.038 | 105.815 | 4:07.552 | 105.815 | 1 |
| DNF | SBK | 36 | Fabrice MIGUET | Honda | b | 1 | 4:10.043 | 13.529 | 104.761 | 4:10.043 | 104.761 | 1 |
| DNF | SBK | 91 | Anthony McCOLGAN | Ducati | c | 1 | 4:15.650 | 19.136 | 102.463 | 4:15.650 | 102.463 | 1 |
| DNF | SBK | 17 | Mark GOODINGS | Kawasaki - IPG Racing | b | 1 | 4:17.271 | 20.757 | 101.817 | 4:17.271 | 101.817 | 1 |

Provisional result to be confirmed by the Stewards of the Meeting subject to completion of technical inspections & the time limit for protests

Page 1 / 1

| | | | | | |
|---------------|----------------------------------|------------|---|----------------------------------|-----------------------------------|
| Circuit | Dundrod | Signed |  Chief Timekeeper | Organising Club | Dundrod & District MCC |
| Length(miles) | 7.4011 Lap 1 (7.2763) | Issued At: | 16:00 | Race Started | 15:32 |
| Weather | Cloudy | | | Gp Time Diff - b 25.64 / c 49.55 | |
| Track | Mainly Dry / Damp Patches | | | | |



MCUI Ulster
Centre Timing
powered by
e-Laps timing software

www.elaps-timing.com



METZELER ULSTER GRAND PRIX

SUPERBIKE

Race 4 - McKinstry Skip Hire Superbike

Saturday, 16 August 2014

DETAILED RESULT



Race Classification

1 5 Bruce ANSTEY

Total Time **24:10.701** Avg Speed **128.254** Behind
Best Time **3:22.015** Best Speed **131.891** On **7** Gp **a**

| Lap | Elapsed Time | Lap Time | Lap Speed |
|-----|--------------|----------|-----------|
| 1 | 3:37.322 | 3:37.322 | 120.534 |
| 2 | 7:06.150 | 3:28.828 | 127.588 |
| 3 | 10:33.715 | 3:27.565 | 128.364 |
| 4 | 13:59.468 | 3:25.753 | 129.495 |
| 5 | 17:24.042 | 3:24.574 | 130.241 |
| 6 | 20:48.686 | 3:24.644 | 130.197 |
| 7 | 24:10.701 | 3:22.015 | 131.891 |

2 4 Guy MARTIN

Total Time **24:10.961** Avg Speed **128.231** Behind **0.260**
Best Time **3:23.293** Best Speed **131.062** On **7** Gp **a**

| Lap | Elapsed Time | Lap Time | Lap Speed |
|-----|--------------|----------|-----------|
| 1 | 3:37.073 | 3:37.073 | 120.672 |
| 2 | 7:05.886 | 3:28.813 | 127.597 |
| 3 | 10:33.460 | 3:27.574 | 128.359 |
| 4 | 13:59.235 | 3:25.775 | 129.481 |
| 5 | 17:23.923 | 3:24.688 | 130.169 |
| 6 | 20:47.668 | 3:23.745 | 130.771 |
| 7 | 24:10.961 | 3:23.293 | 131.062 |

3 13 Lee JOHNSTON

Total Time **24:15.530** Avg Speed **127.829** Behind **4.829**
Best Time **3:24.124** Best Speed **130.528** On **6** Gp **a**

| Lap | Elapsed Time | Lap Time | Lap Speed |
|-----|--------------|----------|-----------|
| 1 | 3:37.187 | 3:37.187 | 120.609 |
| 2 | 7:06.003 | 3:28.816 | 127.595 |
| 3 | 10:33.854 | 3:27.851 | 128.188 |
| 4 | 13:59.748 | 3:25.894 | 129.406 |
| 5 | 17:24.481 | 3:24.733 | 130.140 |
| 6 | 20:48.605 | 3:24.124 | 130.528 |
| 7 | 24:15.530 | 3:26.925 | 128.761 |

4 1 Michael DUNLOP

Total Time **24:18.122** Avg Speed **127.601** Behind **7.421**
Best Time **3:23.754** Best Speed **130.765** On **6** Gp **a**

| Lap | Elapsed Time | Lap Time | Lap Speed |
|-----|--------------|----------|-----------|
| 1 | 3:39.920 | 3:39.920 | 119.110 |
| 2 | 7:09.318 | 3:29.398 | 127.241 |
| 3 | 10:35.423 | 3:26.105 | 129.274 |
| 4 | 14:00.608 | 3:25.185 | 129.853 |
| 5 | 17:26.106 | 3:25.498 | 129.656 |
| 6 | 20:49.860 | 3:23.754 | 130.765 |
| 7 | 24:18.122 | 3:28.262 | 127.935 |

Race Classification

5 60 Peter HICKMAN

Total Time **24:55.991** Avg Speed **124.371** Behind **45.290**
Best Time **3:29.683** Best Speed **127.068** On **7** Gp **a**

| Lap | Elapsed Time | Lap Time | Lap Speed |
|-----|--------------|----------|-----------|
| 1 | 3:42.621 | 3:42.621 | 117.665 |
| 2 | 7:17.868 | 3:35.247 | 123.783 |
| 3 | 10:51.056 | 3:33.188 | 124.979 |
| 4 | 14:23.059 | 3:32.003 | 125.677 |
| 5 | 17:55.711 | 3:32.652 | 125.294 |
| 6 | 21:26.308 | 3:30.597 | 126.516 |
| 7 | 24:55.991 | 3:29.683 | 127.068 |

6 40 Daley MATHISON

Total Time **24:57.863** Avg Speed **124.216** Behind **47.162**
Best Time **3:30.755** Best Speed **126.421** On **6** Gp **a**

| Lap | Elapsed Time | Lap Time | Lap Speed |
|-----|--------------|----------|-----------|
| 1 | 3:43.754 | 3:43.754 | 117.069 |
| 2 | 7:18.837 | 3:35.083 | 123.878 |
| 3 | 10:51.572 | 3:32.735 | 125.245 |
| 4 | 14:24.303 | 3:32.731 | 125.247 |
| 5 | 17:56.144 | 3:31.841 | 125.773 |
| 6 | 21:26.899 | 3:30.755 | 126.421 |
| 7 | 24:57.863 | 3:30.964 | 126.296 |

7 29 Ivan LINTIN

Total Time **25:16.435** Avg Speed **122.695** Behind **1:05.734**
Best Time **3:33.361** Best Speed **124.877** On **3** Gp **a**

| Lap | Elapsed Time | Lap Time | Lap Speed |
|-----|--------------|----------|-----------|
| 1 | 3:46.544 | 3:46.544 | 115.627 |
| 2 | 7:22.684 | 3:36.140 | 123.272 |
| 3 | 10:56.045 | 3:33.361 | 124.877 |
| 4 | 14:29.860 | 3:33.815 | 124.612 |
| 5 | 18:05.861 | 3:36.001 | 123.351 |
| 6 | 21:42.122 | 3:36.261 | 123.203 |
| 7 | 25:16.435 | 3:34.313 | 124.323 |

8 2 Ian HUTCHINSON

Total Time **25:17.280** Avg Speed **122.626** Behind **1:06.579**
Best Time **3:34.002** Best Speed **124.503** On **3** Gp **a**

| Lap | Elapsed Time | Lap Time | Lap Speed |
|-----|--------------|----------|-----------|
| 1 | 3:43.602 | 3:43.602 | 117.149 |
| 2 | 7:19.420 | 3:35.818 | 123.456 |
| 3 | 10:53.422 | 3:34.002 | 124.503 |
| 4 | 14:28.102 | 3:34.680 | 124.110 |
| 5 | 18:05.718 | 3:37.616 | 122.436 |
| 6 | 21:43.197 | 3:37.479 | 122.513 |
| 7 | 25:17.280 | 3:34.083 | 124.456 |



MCUI Ulster
Centre Timing
powered by
e-Laps timing software

www.elaps-timing.com



METZELER ULSTER GRAND PRIX

SUPERBIKE

Race 4 - McKinstry Skip Hire Superbike

Saturday, 16 August 2014

DETAILED RESULT



Race Classification

9 19 Rob BARBER

Total Time **25:19.465** Avg Speed **122.450** Behind **1:08.764**
Best Time **3:33.420** Best Speed **124.843** On **7** Gp **a**

| Lap | Elapsed Time | Lap Time | Lap Speed |
|-----|--------------|----------|-----------|
| 1 | 3:49.039 | 3:49.039 | 114.368 |
| 2 | 7:26.617 | 3:37.578 | 122.457 |
| 3 | 11:01.797 | 3:35.180 | 123.822 |
| 4 | 14:37.705 | 3:35.908 | 123.404 |
| 5 | 18:12.000 | 3:34.295 | 124.333 |
| 6 | 21:46.045 | 3:34.045 | 124.478 |
| 7 | 25:19.465 | 3:33.420 | 124.843 |

10 52 Russ MOUNTFORD

Total Time **25:27.884** Avg Speed **121.775** Behind **1:17.183**
Best Time **3:35.450** Best Speed **123.667** On **7** Gp **a**

| Lap | Elapsed Time | Lap Time | Lap Speed |
|-----|--------------|----------|-----------|
| 1 | 3:46.430 | 3:46.430 | 115.686 |
| 2 | 7:23.775 | 3:37.345 | 122.588 |
| 3 | 11:02.240 | 3:38.465 | 121.960 |
| 4 | 14:39.853 | 3:37.613 | 122.437 |
| 5 | 18:16.267 | 3:36.414 | 123.116 |
| 6 | 21:52.434 | 3:36.167 | 123.256 |
| 7 | 25:27.884 | 3:35.450 | 123.667 |

11 31 Shaun ANDERSON

Total Time **25:37.843** Avg Speed **120.987** Behind **1:27.142**
Best Time **3:34.428** Best Speed **124.256** On **7** Gp **b**

| Lap | Elapsed Time | Lap Time | Lap Speed |
|-----|--------------|----------|-----------|
| 1 | 3:53.266 | 3:53.266 | 112.295 |
| 2 | 7:34.686 | 3:41.420 | 120.332 |
| 3 | 11:13.473 | 3:38.787 | 121.780 |
| 4 | 14:51.867 | 3:38.394 | 122.000 |
| 5 | 18:28.984 | 3:37.117 | 122.717 |
| 6 | 22:03.415 | 3:34.431 | 124.254 |
| 7 | 25:37.843 | 3:34.428 | 124.256 |

12 94 Ben WYLIE

Total Time **25:46.497** Avg Speed **120.310** Behind **1:35.796**
Best Time **3:35.551** Best Speed **123.609** On **7** Gp **b**

| Lap | Elapsed Time | Lap Time | Lap Speed |
|-----|--------------|----------|-----------|
| 1 | 3:54.573 | 3:54.573 | 111.670 |
| 2 | 7:35.595 | 3:41.022 | 120.549 |
| 3 | 11:13.943 | 3:38.348 | 122.025 |
| 4 | 14:52.942 | 3:38.999 | 121.662 |
| 5 | 18:32.556 | 3:39.614 | 121.322 |
| 6 | 22:10.946 | 3:38.390 | 122.002 |
| 7 | 25:46.497 | 3:35.551 | 123.609 |

Race Classification

13 66 Tom McHALE

Total Time **25:55.355** Avg Speed **119.624** Behind **1:44.654**
Best Time **3:38.351** Best Speed **122.024** On **6** Gp **b**

| Lap | Elapsed Time | Lap Time | Lap Speed |
|-----|--------------|----------|-----------|
| 1 | 3:54.414 | 3:54.414 | 111.745 |
| 2 | 7:37.041 | 3:42.627 | 119.680 |
| 3 | 11:17.515 | 3:40.474 | 120.849 |
| 4 | 14:57.413 | 3:39.898 | 121.165 |
| 5 | 18:35.986 | 3:38.573 | 121.900 |
| 6 | 22:14.337 | 3:38.351 | 122.024 |
| 7 | 25:55.355 | 3:41.018 | 120.551 |

14 70 Phillip CROWE

Total Time **26:01.693** Avg Speed **119.139** Behind **1:50.992**
Best Time **3:40.330** Best Speed **120.928** On **4** Gp **b**

| Lap | Elapsed Time | Lap Time | Lap Speed |
|-----|--------------|----------|-----------|
| 1 | 3:52.819 | 3:52.819 | 112.511 |
| 2 | 7:36.587 | 3:43.768 | 119.070 |
| 3 | 11:17.678 | 3:41.091 | 120.511 |
| 4 | 14:58.008 | 3:40.330 | 120.928 |
| 5 | 18:39.526 | 3:41.518 | 120.279 |
| 6 | 22:20.635 | 3:41.109 | 120.501 |
| 7 | 26:01.693 | 3:41.058 | 120.529 |

15 15 Derek SHEILS

Total Time **26:02.291** Avg Speed **119.093** Behind **1:51.590**
Best Time **3:41.179** Best Speed **120.463** On **2** Gp **a**

| Lap | Elapsed Time | Lap Time | Lap Speed |
|-----|--------------|----------|-----------|
| 1 | 3:46.489 | 3:46.489 | 115.655 |
| 2 | 7:27.668 | 3:41.179 | 120.463 |
| 3 | 11:12.012 | 3:44.344 | 118.764 |
| 4 | 14:56.072 | 3:44.060 | 118.914 |
| 5 | 18:39.563 | 3:43.491 | 119.217 |
| 6 | 22:20.754 | 3:41.191 | 120.457 |
| 7 | 26:02.291 | 3:41.537 | 120.269 |

16 43 Mark PARRETT

Total Time **26:05.945** Avg Speed **118.815** Behind **1:55.244**
Best Time **3:38.566** Best Speed **121.903** On **7** Gp **b**

| Lap | Elapsed Time | Lap Time | Lap Speed |
|-----|--------------|----------|-----------|
| 1 | 3:57.403 | 3:57.403 | 110.338 |
| 2 | 7:43.254 | 3:45.851 | 117.971 |
| 3 | 11:25.012 | 3:41.758 | 120.149 |
| 4 | 15:06.108 | 3:41.096 | 120.509 |
| 5 | 18:47.390 | 3:41.282 | 120.407 |
| 6 | 22:27.379 | 3:39.989 | 121.115 |
| 7 | 26:05.945 | 3:38.566 | 121.903 |



MCUI Ulster
Centre Timing
powered by
e-Laps timing software

www.elaps-timing.com



METZELER ULSTER GRAND PRIX

SUPERBIKE

Race 4 - McKinstry Skip Hire Superbike

Saturday, 16 August 2014

DETAILED RESULT



Race Classification

17 16 Dave HEWSON

Total Time **26:06.485** Avg Speed **118.774** Behind **1:55.784**
Best Time **3:39.034** Best Speed **121.643** On **7** Gp **b**

| Lap | Elapsed Time | Lap Time | Lap Speed |
|-----|--------------|----------|-----------|
| 1 | 3:55.613 | 3:55.613 | 111.177 |
| 2 | 7:42.600 | 3:46.987 | 117.381 |
| 3 | 11:25.702 | 3:43.102 | 119.425 |
| 4 | 15:06.264 | 3:40.562 | 120.800 |
| 5 | 18:47.741 | 3:41.477 | 120.301 |
| 6 | 22:27.451 | 3:39.710 | 121.269 |
| 7 | 26:06.485 | 3:39.034 | 121.643 |

18 89 Colin STEPHENSON

Total Time **26:06.697** Avg Speed **118.758** Behind **1:55.996**
Best Time **3:39.881** Best Speed **121.174** On **6** Gp **b**

| Lap | Elapsed Time | Lap Time | Lap Speed |
|-----|--------------|----------|-----------|
| 1 | 3:57.225 | 3:57.225 | 110.421 |
| 2 | 7:42.417 | 3:45.192 | 118.317 |
| 3 | 11:24.403 | 3:41.986 | 120.025 |
| 4 | 15:05.686 | 3:41.283 | 120.407 |
| 5 | 18:46.930 | 3:41.244 | 120.428 |
| 6 | 22:26.811 | 3:39.881 | 121.174 |
| 7 | 26:06.697 | 3:39.886 | 121.172 |

19 98 Paul OWEN

Total Time **26:07.292** Avg Speed **118.713** Behind **1:56.591**
Best Time **3:38.588** Best Speed **121.891** On **6** Gp **b**

| Lap | Elapsed Time | Lap Time | Lap Speed |
|-----|--------------|----------|-----------|
| 1 | 3:56.276 | 3:56.276 | 110.865 |
| 2 | 7:42.898 | 3:46.622 | 117.570 |
| 3 | 11:26.202 | 3:43.304 | 119.317 |
| 4 | 15:09.255 | 3:43.053 | 119.451 |
| 5 | 18:49.192 | 3:39.937 | 121.144 |
| 6 | 22:27.780 | 3:38.588 | 121.891 |
| 7 | 26:07.292 | 3:39.512 | 121.378 |

20 21 Alan CONNOR

Total Time **26:43.070** Avg Speed **116.064** Behind **2:32.369**
Best Time **3:43.463** Best Speed **119.232** On **7** Gp **b**

| Lap | Elapsed Time | Lap Time | Lap Speed |
|-----|--------------|----------|-----------|
| 1 | 4:00.280 | 4:00.280 | 109.017 |
| 2 | 7:50.162 | 3:49.882 | 115.903 |
| 3 | 11:37.089 | 3:46.927 | 117.412 |
| 4 | 15:26.997 | 3:49.908 | 115.890 |
| 5 | 19:15.236 | 3:48.239 | 116.737 |
| 6 | 22:59.607 | 3:44.371 | 118.750 |
| 7 | 26:43.070 | 3:43.463 | 119.232 |

Race Classification

21 33 Paul CRANSTON

Total Time **23:30.157** Avg Speed **113.047** Behind **1 Lap**
Best Time **3:48.483** Best Speed **116.612** On **6** Gp **c**

| Lap | Elapsed Time | Lap Time | Lap Speed |
|-----|--------------|----------|-----------|
| 1 | 3:57.928 | 3:57.928 | 110.095 |
| 2 | 7:51.701 | 3:53.773 | 113.974 |
| 3 | 11:41.635 | 3:49.934 | 115.877 |
| 4 | 15:52.300 | 4:10.665 | 106.293 |
| 5 | 19:41.674 | 3:49.374 | 116.159 |
| 6 | 23:30.157 | 3:48.483 | 116.612 |

22 69 George SPENCE

Total Time **23:48.405** Avg Speed **111.603** Behind **18.248**
Best Time **3:52.404** Best Speed **114.645** On **6** Gp **c**

| Lap | Elapsed Time | Lap Time | Lap Speed |
|-----|--------------|----------|-----------|
| 1 | 4:05.796 | 4:05.796 | 106.571 |
| 2 | 8:03.901 | 3:58.105 | 111.900 |
| 3 | 12:01.925 | 3:58.024 | 111.938 |
| 4 | 16:02.428 | 4:00.503 | 110.784 |
| 5 | 19:56.001 | 3:53.573 | 114.071 |
| 6 | 23:48.405 | 3:52.404 | 114.645 |

Not Classified

DNF 24 Steve MERCER

Total Time **21:26.388** Avg Speed **123.924** Behind **1 Lap**
Best Time **3:30.499** Best Speed **126.575** On **6** Gp **a**

| Lap | Elapsed Time | Lap Time | Lap Speed |
|-----|--------------|----------|-----------|
| 1 | 3:43.532 | 3:43.532 | 117.185 |
| 2 | 7:18.107 | 3:34.575 | 124.171 |
| 3 | 10:50.925 | 3:32.818 | 125.196 |
| 4 | 14:23.283 | 3:32.358 | 125.467 |
| 5 | 17:55.889 | 3:32.606 | 125.321 |
| 6 | 21:26.388 | 3:30.499 | 126.575 |

DNF 38 Andrew SELLARS

Total Time **15:58.102** Avg Speed **110.767** Behind **3 Laps**
Best Time **3:56.585** Best Speed **112.619** On **3** Gp **c**

| Lap | Elapsed Time | Lap Time | Lap Speed |
|-----|--------------|----------|-----------|
| 1 | 4:06.986 | 4:06.986 | 106.057 |
| 2 | 8:04.375 | 3:57.389 | 112.238 |
| 3 | 12:00.960 | 3:56.585 | 112.619 |
| 4 | 15:58.102 | 3:57.142 | 112.354 |



MCUI Ulster
Centre Timing
powered by
e-Laps timing software

www.elaps-timing.com



METZELER ULSTER GRAND PRIX

SUPERBIKE

Race 4 - McKinstry Skip Hire Superbike

Saturday, 16 August 2014

DETAILED RESULT



Not Classified

DNF 41 Neil GREGORY

Total Time **3:56.514** Avg Speed **110.753** Behind **6 Laps**
Best Time **3:56.514** Best Speed **110.753** On 1 Gp c

| Lap | Elapsed Time | Lap Time | Lap Speed |
|-----|--------------|----------|-----------|
| 1 | 3:56.514 | 3:56.514 | 110.753 |

DNF 11 Stephen THOMPSON

Total Time **3:58.622** Avg Speed **109.775** Behind **2.108**
Best Time **3:58.622** Best Speed **109.775** On 1 Gp a

| Lap | Elapsed Time | Lap Time | Lap Speed |
|-----|--------------|----------|-----------|
| 1 | 3:58.622 | 3:58.622 | 109.775 |

DNF 97 Seamus ELLIOTT

Total Time **4:04.181** Avg Speed **107.276** Behind **7.667**
Best Time **4:04.181** Best Speed **107.276** On 1 Gp a

| Lap | Elapsed Time | Lap Time | Lap Speed |
|-----|--------------|----------|-----------|
| 1 | 4:04.181 | 4:04.181 | 107.276 |

DNF 71 Davy MORGAN

Total Time **4:07.552** Avg Speed **105.815** Behind **11.038**
Best Time **4:07.552** Best Speed **105.815** On 1 Gp b

| Lap | Elapsed Time | Lap Time | Lap Speed |
|-----|--------------|----------|-----------|
| 1 | 4:07.552 | 4:07.552 | 105.815 |

DNF 36 Fabrice MIGUET

Total Time **4:10.043** Avg Speed **104.761** Behind **13.529**
Best Time **4:10.043** Best Speed **104.761** On 1 Gp b

| Lap | Elapsed Time | Lap Time | Lap Speed |
|-----|--------------|----------|-----------|
| 1 | 4:10.043 | 4:10.043 | 104.761 |

DNF 91 Anthony McCOLGAN

Total Time **4:15.650** Avg Speed **102.463** Behind **19.136**
Best Time **4:15.650** Best Speed **102.463** On 1 Gp c

| Lap | Elapsed Time | Lap Time | Lap Speed |
|-----|--------------|----------|-----------|
| 1 | 4:15.650 | 4:15.650 | 102.463 |

DNF 17 Mark GOODINGS

Total Time **4:17.271** Avg Speed **101.817** Behind **20.757**
Best Time **4:17.271** Best Speed **101.817** On 1 Gp b

| Lap | Elapsed Time | Lap Time | Lap Speed |
|-----|--------------|----------|-----------|
| 1 | 4:17.271 | 4:17.271 | 101.817 |

METZELER ULSTER GRAND PRIX

SUPERBIKE

Race 4 - McKinstry Skip Hire Superbike

LAP CHART



| 1 | | | | | 2 | | | | | 3 | | | | |
|----|------------------|---|--------------|----------|----|------------------|---|--------------|----------|----|------------------|---|--------------|----------|
| No | Name | G | Elapsed Time | Lap Time | No | Name | G | Elapsed Time | Lap Time | No | Name | G | Elapsed Time | Lap Time |
| 4 | Guy MARTIN | a | 3:37.073 | 3:37.073 | 4 | Guy MARTIN | a | 7:05.886 | 3:28.813 | 4 | Guy MARTIN | a | 10:33.460 | 3:27.574 |
| 13 | Lee JOHNSTON | a | 3:37.187 | 3:37.187 | 13 | Lee JOHNSTON | a | 7:06.003 | 3:28.816 | 5 | Bruce ANSTEY | a | 10:33.715 | 3:27.565 |
| 5 | Bruce ANSTEY | a | 3:37.322 | 3:37.322 | 5 | Bruce ANSTEY | a | 7:06.150 | 3:28.828 | 13 | Lee JOHNSTON | a | 10:33.854 | 3:27.851 |
| 1 | Michael DUNLOP | a | 3:39.920 | 3:39.920 | 1 | Michael DUNLOP | a | 7:09.318 | 3:29.398 | 1 | Michael DUNLOP | a | 10:35.423 | 3:26.105 |
| 60 | Peter HICKMAN | a | 3:42.621 | 3:42.621 | 60 | Peter HICKMAN | a | 7:17.868 | 3:35.247 | 24 | Steve MERCER | a | 10:50.925 | 3:32.818 |
| 24 | Steve MERCER | a | 3:43.532 | 3:43.532 | 24 | Steve MERCER | a | 7:18.107 | 3:34.575 | 60 | Peter HICKMAN | a | 10:51.056 | 3:33.188 |
| 2 | Ian HUTCHINSON | a | 3:43.602 | 3:43.602 | 40 | Daley MATHISON | a | 7:18.837 | 3:35.083 | 40 | Daley MATHISON | a | 10:51.572 | 3:32.735 |
| 40 | Daley MATHISON | a | 3:43.754 | 3:43.754 | 2 | Ian HUTCHINSON | a | 7:19.420 | 3:35.818 | 2 | Ian HUTCHINSON | a | 10:53.422 | 3:34.002 |
| 52 | Russ MOUNTFORD | a | 3:46.430 | 3:46.430 | 29 | Ivan LINTIN | a | 7:22.684 | 3:36.140 | 29 | Ivan LINTIN | a | 10:56.045 | 3:33.361 |
| 15 | Derek SHEILS | a | 3:46.489 | 3:46.489 | 52 | Russ MOUNTFORD | a | 7:23.775 | 3:37.345 | 19 | Rob BARBER | a | 11:01.797 | 3:35.180 |
| 29 | Ivan LINTIN | a | 3:46.544 | 3:46.544 | 19 | Rob BARBER | a | 7:26.617 | 3:37.578 | 52 | Russ MOUNTFORD | a | 11:02.240 | 3:38.465 |
| 19 | Rob BARBER | a | 3:49.039 | 3:49.039 | 15 | Derek SHEILS | a | 7:27.668 | 3:41.179 | 15 | Derek SHEILS | a | 11:12.012 | 3:44.344 |
| 70 | Phillip CROWE | b | 3:52.819 | 3:52.819 | 31 | Shaun ANDERSON | b | 7:34.686 | 3:41.420 | 31 | Shaun ANDERSON | b | 11:13.473 | 3:38.787 |
| 31 | Shaun ANDERSON | b | 3:53.266 | 3:53.266 | 94 | Ben WYLIE | b | 7:35.595 | 3:41.022 | 94 | Ben WYLIE | b | 11:13.943 | 3:38.348 |
| 66 | Tom McHALE | b | 3:54.414 | 3:54.414 | 70 | Phillip CROWE | b | 7:36.587 | 3:43.768 | 66 | Tom McHALE | b | 11:17.515 | 3:40.474 |
| 94 | Ben WYLIE | b | 3:54.573 | 3:54.573 | 66 | Tom McHALE | b | 7:37.041 | 3:42.627 | 70 | Phillip CROWE | b | 11:17.678 | 3:41.091 |
| 16 | Dave HEWSON | b | 3:55.613 | 3:55.613 | 89 | Colin STEPHENSON | b | 7:42.417 | 3:45.192 | 89 | Colin STEPHENSON | b | 11:24.403 | 3:41.986 |
| 98 | Paul OWEN | b | 3:56.276 | 3:56.276 | 16 | Dave HEWSON | b | 7:42.600 | 3:46.987 | 43 | Mark PARRETT | b | 11:25.012 | 3:41.758 |
| 41 | Neil GREGORY | c | 3:56.514 | 3:56.514 | 98 | Paul OWEN | b | 7:42.898 | 3:46.622 | 16 | Dave HEWSON | b | 11:25.702 | 3:43.102 |
| 89 | Colin STEPHENSON | b | 3:57.225 | 3:57.225 | 43 | Mark PARRETT | b | 7:43.254 | 3:45.851 | 98 | Paul OWEN | b | 11:26.202 | 3:43.304 |
| 43 | Mark PARRETT | b | 3:57.403 | 3:57.403 | 21 | Alan CONNOR | b | 7:50.162 | 3:49.882 | 21 | Alan CONNOR | b | 11:37.089 | 3:46.927 |
| 33 | Paul CRANSTON | c | 3:57.928 | 3:57.928 | 33 | Paul CRANSTON | c | 7:51.701 | 3:53.773 | 33 | Paul CRANSTON | c | 11:41.635 | 3:49.934 |
| 11 | Stephen THOMPSON | a | 3:58.622 | 3:58.622 | 69 | George SPENCE | c | 8:03.901 | 3:58.105 | 38 | Andrew SELLARS | c | 12:00.960 | 3:56.585 |
| 21 | Alan CONNOR | b | 4:00.280 | 4:00.280 | 38 | Andrew SELLARS | c | 8:04.375 | 3:57.389 | 69 | George SPENCE | c | 12:01.925 | 3:58.024 |
| 97 | Seamus ELLIOTT | a | 4:04.181 | 4:04.181 | | | | | | | | | | |
| 69 | George SPENCE | c | 4:05.796 | 4:05.796 | | | | | | | | | | |
| 38 | Andrew SELLARS | c | 4:06.986 | 4:06.986 | | | | | | | | | | |
| 71 | Davy MORGAN | b | 4:07.552 | 4:07.552 | | | | | | | | | | |
| 36 | Fabrice MIGUET | b | 4:10.043 | 4:10.043 | | | | | | | | | | |
| 91 | Anthony McCOLGAN | c | 4:15.650 | 4:15.650 | | | | | | | | | | |
| 17 | Mark GOODINGS | b | 4:17.271 | 4:17.271 | | | | | | | | | | |

METZELER ULSTER GRAND PRIX

SUPERBIKE

Race 4 - McKinstry Skip Hire Superbike

LAP CHART

**4**

| No | Name | G | Elapsed Time | Lap Time |
|----|------------------|---|--------------|----------|
| 4 | Guy MARTIN | a | 13:59.235 | 3:25.775 |
| 5 | Bruce ANSTEY | a | 13:59.468 | 3:25.753 |
| 13 | Lee JOHNSTON | a | 13:59.748 | 3:25.894 |
| 1 | Michael DUNLOP | a | 14:00.608 | 3:25.185 |
| 60 | Peter HICKMAN | a | 14:23.059 | 3:32.003 |
| 24 | Steve MERCER | a | 14:23.283 | 3:32.358 |
| 40 | Daley MATHISON | a | 14:24.303 | 3:32.731 |
| 2 | Ian HUTCHINSON | a | 14:28.102 | 3:34.680 |
| 29 | Ivan LINTIN | a | 14:29.860 | 3:33.815 |
| 19 | Rob BARBER | a | 14:37.705 | 3:35.908 |
| 52 | Russ MOUNTFORD | a | 14:39.853 | 3:37.613 |
| 31 | Shaun ANDERSON | b | 14:51.867 | 3:38.394 |
| 94 | Ben WYLIE | b | 14:52.942 | 3:38.999 |
| 15 | Derek SHEILS | a | 14:56.072 | 3:44.060 |
| 66 | Tom McHALE | b | 14:57.413 | 3:39.898 |
| 70 | Phillip CROWE | b | 14:58.008 | 3:40.330 |
| 89 | Colin STEPHENSON | b | 15:05.686 | 3:41.283 |
| 43 | Mark PARRETT | b | 15:06.108 | 3:41.096 |
| 16 | Dave HEWSON | b | 15:06.264 | 3:40.562 |
| 98 | Paul OWEN | b | 15:09.255 | 3:43.053 |
| 21 | Alan CONNOR | b | 15:26.997 | 3:49.908 |
| 33 | Paul CRANSTON | c | 15:52.300 | 4:10.665 |
| 38 | Andrew SELLARS | c | 15:58.102 | 3:57.142 |
| 69 | George SPENCE | c | 16:02.428 | 4:00.503 |

5

| No | Name | G | Elapsed Time | Lap Time |
|----|------------------|---|--------------|----------|
| 4 | Guy MARTIN | a | 17:23.923 | 3:24.688 |
| 5 | Bruce ANSTEY | a | 17:24.042 | 3:24.574 |
| 13 | Lee JOHNSTON | a | 17:24.481 | 3:24.733 |
| 1 | Michael DUNLOP | a | 17:26.106 | 3:25.498 |
| 60 | Peter HICKMAN | a | 17:55.711 | 3:32.652 |
| 24 | Steve MERCER | a | 17:55.889 | 3:32.606 |
| 40 | Daley MATHISON | a | 17:56.144 | 3:31.841 |
| 2 | Ian HUTCHINSON | a | 18:05.718 | 3:37.616 |
| 29 | Ivan LINTIN | a | 18:05.861 | 3:36.001 |
| 19 | Rob BARBER | a | 18:12.000 | 3:34.295 |
| 52 | Russ MOUNTFORD | a | 18:16.267 | 3:36.414 |
| 31 | Shaun ANDERSON | b | 18:28.984 | 3:37.117 |
| 94 | Ben WYLIE | b | 18:32.556 | 3:39.614 |
| 66 | Tom McHALE | b | 18:35.986 | 3:38.573 |
| 70 | Phillip CROWE | b | 18:39.526 | 3:41.518 |
| 15 | Derek SHEILS | a | 18:39.563 | 3:43.491 |
| 89 | Colin STEPHENSON | b | 18:46.930 | 3:41.244 |
| 43 | Mark PARRETT | b | 18:47.390 | 3:41.282 |
| 16 | Dave HEWSON | b | 18:47.741 | 3:41.477 |
| 98 | Paul OWEN | b | 18:49.192 | 3:39.937 |
| 21 | Alan CONNOR | b | 19:15.236 | 3:48.239 |
| 33 | Paul CRANSTON | c | 19:41.674 | 3:49.374 |
| 69 | George SPENCE | c | 19:56.001 | 3:53.573 |

6

| No | Name | G | Elapsed Time | Lap Time |
|----|------------------|---|--------------|----------|
| 4 | Guy MARTIN | a | 20:47.668 | 3:23.745 |
| 13 | Lee JOHNSTON | a | 20:48.605 | 3:24.124 |
| 5 | Bruce ANSTEY | a | 20:48.686 | 3:24.644 |
| 1 | Michael DUNLOP | a | 20:49.860 | 3:23.754 |
| 60 | Peter HICKMAN | a | 21:26.308 | 3:30.597 |
| 24 | Steve MERCER | a | 21:26.388 | 3:30.499 |
| 40 | Daley MATHISON | a | 21:26.899 | 3:30.755 |
| 29 | Ivan LINTIN | a | 21:42.122 | 3:36.261 |
| 2 | Ian HUTCHINSON | a | 21:43.197 | 3:37.479 |
| 19 | Rob BARBER | a | 21:46.045 | 3:34.045 |
| 52 | Russ MOUNTFORD | a | 21:52.434 | 3:36.167 |
| 31 | Shaun ANDERSON | b | 22:03.415 | 3:34.431 |
| 94 | Ben WYLIE | b | 22:10.946 | 3:38.390 |
| 66 | Tom McHALE | b | 22:14.337 | 3:38.351 |
| 70 | Phillip CROWE | b | 22:20.635 | 3:41.109 |
| 15 | Derek SHEILS | a | 22:20.754 | 3:41.191 |
| 89 | Colin STEPHENSON | b | 22:26.811 | 3:39.881 |
| 43 | Mark PARRETT | b | 22:27.379 | 3:39.989 |
| 16 | Dave HEWSON | b | 22:27.451 | 3:39.710 |
| 98 | Paul OWEN | b | 22:27.780 | 3:38.588 |
| 21 | Alan CONNOR | b | 22:59.607 | 3:44.371 |
| 33 | Paul CRANSTON | c | 23:30.157 | 3:48.483 |
| 69 | George SPENCE | c | 23:48.405 | 3:52.404 |

7

| No | Name | G | Elapsed Time | Lap Time |
|----|------------------|---|--------------|----------|
| 5 | Bruce ANSTEY | a | 24:10.701 | 3:22.015 |
| 4 | Guy MARTIN | a | 24:10.961 | 3:23.293 |
| 13 | Lee JOHNSTON | a | 24:15.530 | 3:26.925 |
| 1 | Michael DUNLOP | a | 24:18.122 | 3:28.262 |
| 60 | Peter HICKMAN | a | 24:55.991 | 3:29.683 |
| 40 | Daley MATHISON | a | 24:57.863 | 3:30.964 |
| 29 | Ivan LINTIN | a | 25:16.435 | 3:34.313 |
| 2 | Ian HUTCHINSON | a | 25:17.280 | 3:34.083 |
| 19 | Rob BARBER | a | 25:19.465 | 3:33.420 |
| 52 | Russ MOUNTFORD | a | 25:27.884 | 3:35.450 |
| 31 | Shaun ANDERSON | b | 25:37.843 | 3:34.428 |
| 94 | Ben WYLIE | b | 25:46.497 | 3:35.551 |
| 66 | Tom McHALE | b | 25:55.355 | 3:41.018 |
| 70 | Phillip CROWE | b | 26:01.693 | 3:41.058 |
| 15 | Derek SHEILS | a | 26:02.291 | 3:41.537 |
| 43 | Mark PARRETT | b | 26:05.945 | 3:38.566 |
| 16 | Dave HEWSON | b | 26:06.485 | 3:39.034 |
| 89 | Colin STEPHENSON | b | 26:06.697 | 3:39.886 |
| 98 | Paul OWEN | b | 26:07.292 | 3:39.512 |
| 21 | Alan CONNOR | b | 26:43.070 | 3:43.463 |

Speed TrapU.G.P. Superbike Race '1'

| <u>No.</u> | <u>Name</u> | <u>Lap 1</u> | <u>Lap 2</u> | <u>Lap 3</u> | <u>Lap 4</u> | <u>Lap 5</u> | <u>Lap 6</u> | <u>Lap 7</u> |
|------------|------------------|--------------|--------------|--------------|--------------|--------------|--------------|--------------|
| 1 | Michael DUNLOP | | 188 | 186 | 187 | 189 | 184 | 182 |
| 2 | Ian HUTCHINSON | | | 184 | 183 | 182 | 179 | 178 |
| 4 | Guy MARTIN | 171 | 187 | 185 | 186 | 189 | 185 | 187 |
| 5 | Bruce ANSTEY | | | | 187 | | 185 | 187 |
| 13 | Lee JOHNSTON | | | | 187 | | | |
| 15 | Derek SHEILS | | 180 | 178 | 175 | 175 | 170 | 174 |
| 21 | Alan CONNOR | | 176 | 167 | 168 | 166 | 163 | 165 |
| 24 | Steve MERCER | | 185 | | | | | |
| 29 | Ivan LINTIN | | | | 174 | 173 | | |
| 31 | Shaun ANDERSON | | 183 | | 175 | | 174 | |
| 33 | Paul CRANSTON | | | 164 | 164 | 162 | 161 | |
| 40 | Daley MATHISON | | | | | 182 | | 174 |
| 41 | Neil GREGORY | 161 | | | | | | |
| 43 | Mark PARRETT | | | | | | 179 | |
| 52 | Russ MOUNTFORD | | | | | | | 172 |
| 60 | Peter HICKMAN | | | 185 | 182 | 180 | 183 | 184 |
| 66 | Tom McHALE | | | | 177 | 177 | | 178 |
| 69 | George SPENCE | | | 171 | | 160 | | |
| 70 | Phillip CROWE | | | | | | | 172 |
| 89 | Colin STEPHENSON | | 168 | 175 | 174 | | | |
| 94 | Ben WYLIE | 161 | | | | | 173 | 177 |
| 98 | Paul OWEN | | | | | 179 | | |