



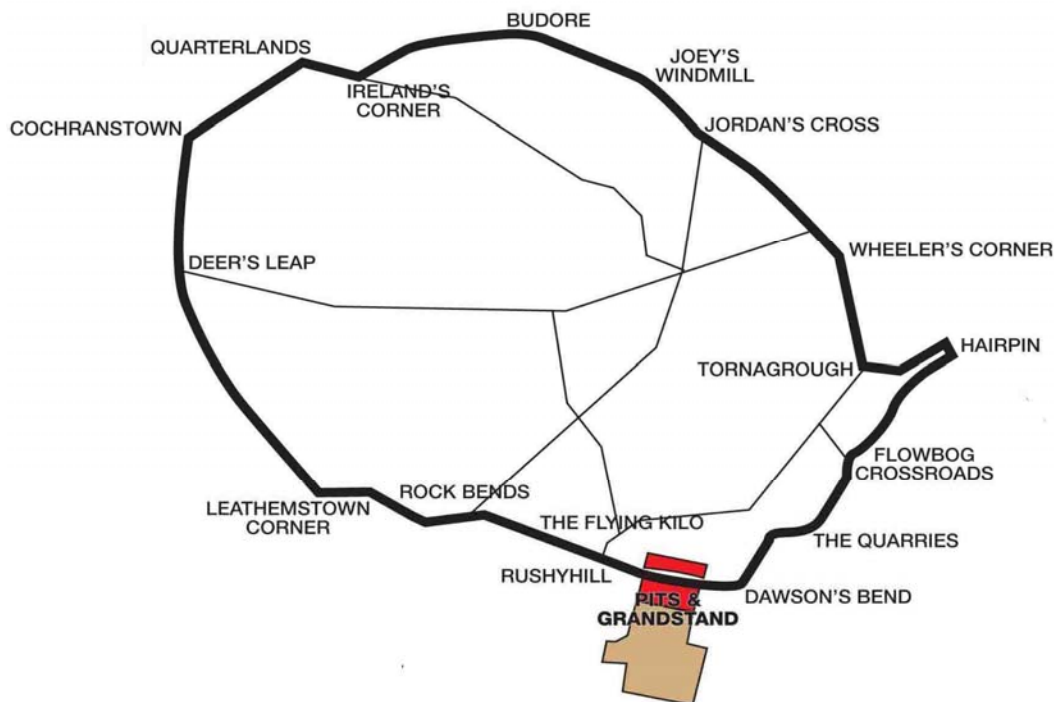
Wednesday 13th – Saturday 16th August 2014

promoted by
Dundrod & District Motorcycle Club
www.ulstergrandprix.net

**LIDL
SUPERSPORT**



Dundrod Circuit 7.4011 miles



LAP RECORDS

Class	Name	Machine	m s	mph	Year
125cc	William Dunlop	Honda	3 55.017	113.370	2009
Moto 3	Christian Elkin	Honda 250	4 06.683	108.009	2013
250cc	Darran Lindsay	Honda	3 38.634	121.866	2006
400cc	Jason Griffiths	Yamaha 400	3 58.43	111.748	2003
Moto 450	Paul Owen	Yamaha	4 36.889	96.226	2011
Supertwin	Ryan Farquhar	Kawasaki 650	3 44.917	118.461	2012
Supersport	Michael Dunlop	Yamaha	3 27.187	128.599	2010
Superstock	Ian Hutchinson	Honda	3 21.599	132.163	2010
Superbike	Bruce Anstey (NZ)	Suzuki	3 18.870	133.977	2010
Challenge Superbike	Rob Barber	BMW	3 26.303	129.150	2012
National 750cc	Lee Johnston	Honda 600	3 36.269	123.198	2012

MOST WINS at the ULSTER GP

Joey Dunlop	24	1979 - 99	(125 - 2, 250 - 7, 500 - 3, Superbike - 8, F1 - 4)
Ian Lougher	18	1998 - 13	(125 - 4, 250 - 3, Supersport - 3, Superstock - 2, Superbike - 6)
Phillip McCallen	14	1991 - 96	(250 - 6, 400 - 1, Supersport - 3, Superbike - 4)
Guy Martin	11	2006 - 13	(Supersport - 4, Superbike - 7)
Brian Reid	9	1983 - 92	(250 - 4, 350 - 2, 400 - 1, F2 - 1, Supersport - 1)
Robert Dunlop	9	1990 - 03	(125 - 7, Superbike - 2)
Ryan Farquhar	9	2002 - 12	(400 - 1, Supertwin - 4, Supersport - 2, Superstock - 2)
Bruce Anstey (NZ)	8	2003 - 12	(Supersport - 2, Prod'n 600 - 1, Superstock - 2, Superbike - 3)
Stanley Woods	7	1924 - 39	(350 - 1, 500 - 4, Over 600 - 2)
Mike Hailwood	7	1959 - 67	(125 - 1, 250 - 1, 350 - 1, 500 - 4)
Giacomo Agostini (I)	7	1967 - 70	(350 - 4, 500 - 3)
Ray McCullough	7	1971 - 82	(250 - 3, 350 - 4)
Bob Jackson	7	1993 - 97	(SSP - 1, Classic 250 - 3, Classic 500 - 3)
William Dunlop	7	2007 - 13	(125 - 2, 250 - 2, Supersport - 3)
John Surtees	6	1955 - 60	(250 - 1, 350 - 3, 500 - 2)
John Williams	6	1973 - 78	(250 - 1, 350 - 1, 500 - 3, Superbike - 1)
Bill Swallow	6	1994 - 00	(Classic 350 - 3, Classic 500 - 3)
Michael Dunlop	6	2011 - 13	(Supersport - 2, Superstock - 3, Superbike - 1)

MOST WINS at the DUNDROD 150

Joey Dunlop	24	1976 - 94	(125 - 1, 250 - 5, 350 - 2, 500 - 3, Superbike - 13)
Bob Jackson	11	1981 - 98	(250 - 1, Supersport - 2, Superbike - 4, Classic - 4)
Ray McCullough	10	1965 - 82	(250 - 7, 350 - 3)

METZELER ULSTER GRAND PRIX SUPERSPORT

First Qualifying
Wednesday, 13 August 2014



Qualifying Time **4:08.456** Qualifying Speed **107.238**


Pos	Class	No	Name	Machine / Sponsor	Time	Best Lap Behind	Speed	On	Total Laps	Qualifying Laps
1	SSP	6	William DUNLOP	Suzuki - Tyco Suzuki by TAS Racing	3:30.495		126.578	4	9	6
2	SSP	1	Michael DUNLOP	Honda - MD Racing	3:30.510	0.015	126.569	8	9	6
3	SSP	5	Bruce ANSTEY	Honda - Valvoline Racing by Padgetts	3:30.832	0.337	126.375	8	8	6
4	SSP	13	Lee JOHNSTON	Honda - ECC / Pirtek	3:31.037	0.542	126.253	8	9	6
5	SSP	12	Dean HARRISON	Yamaha - Mar-Train Racing	3:31.893	1.398	125.743	4	5	5
6	SSP	48	Derek McGEE	Yamaha - McGee Racing	3:32.358	1.863	125.467	4	6	4
7	SSP	26	Keith AMOR	Honda - Rig Deluge	3:32.992	2.497	125.094	8	8	7
8	SSP	14	Dan KNEEN	Honda - Cookstown BE Racing	3:33.132	2.637	125.012	8	9	7
9	SSP	4	Guy MARTIN	Suzuki - Tyco Suzuki by TAS Racing	3:33.362	2.867	124.877	7	9	7
10	SSP	2	Ian HUTCHINSON	Yamaha - Milwaukee Yamaha	3:36.450	5.955	123.095	7	7	5
11	SSP	29	Ivan LINTIN	Honda - Taylor Lindsey Racing	3:36.674	6.179	122.968	4	5	3
12	SSP	52	Russ MOUNTFORD	Triumph 675 - Silicone Engineering Racing	3:37.490	6.995	122.507	3	9	5
13	SSP	65	Michael SWEENEY	Yamaha - Tracblast	3:37.949	7.454	122.249	9	9	7
14	SSP	15	Derek SHEILS	Yamaha - CD-IC Racing	3:38.018	7.523	122.210	7	9	6
15	SSP	24	Steve MERCER	Suzuki - Team Traction Control	3:38.197	7.702	122.110	7	9	7
16	SSP	54	Christian ELKIN	Triumph 675	3:38.927	8.432	121.702	7	8	6
17	SSP	64	David MULLIGAN	Yamaha	3:40.339	9.844	120.923	7	7	4
18	SSP	111	Paul SHOESMITH	Yamaha - Ice Valley by Motorsave	3:40.637	10.142	120.759	4	9	6
19	SSP	9	James COWTON	Honda - Cowton Racing	3:42.425	11.930	119.789	7	7	4
20	SSP	77	Danny WEBB	Kawasaki - Collision Recovery	3:42.644	12.149	119.671	9	9	6
21	SSP	97	Seamus ELLIOTT	Suzuki	3:42.778	12.283	119.599	7	9	6
22	SSP	78	Michal DOKOUPIL	Yamaha - R T & E Racing	3:42.866	12.371	119.551	2	4	4
23	SSP	40	Daley MATHISON	Suzuki - Hol-Taj/Team Classic Suzuki	3:43.666	13.171	119.124	9	9	6
24	SSP	72	Gareth KEYS	Honda - B & W Racing	3:43.681	13.186	119.116	7	7	4
25	SSP	98	Paul OWEN	Yamaha - Team #98	3:43.847	13.352	119.028	8	8	6
26	SSP	88	Daniel COOPER	Honda - Daniel Cooper Racing	3:44.850	14.355	118.497	3	4	3
27	SSP	43	Mark PARRETT	Yamaha - Mark Parrett Racing	3:44.956	14.461	118.441	3	8	5
28	SSP	90	Ryan KNEEN	Kawasaki - Ryan Kneen Racing	3:45.179	14.684	118.323	8	9	6
29	SSP	61	John WALSH	Yamaha	3:45.786	15.291	118.005	7	7	3
30	SSP	37	Robert WILSON	Yamaha - Stoddart Racing	3:45.910	15.415	117.941	4	7	4
31	SSP	22	Stephen McILVENNA	Yamaha	3:46.027	15.532	117.880	7	9	7
32	SSP	74	Connor BEHAN	Yamaha	3:46.278	15.783	117.749	7	7	5
33	SSP	94	Ben WYLIE	Bimota - bimota.uk.com	3:46.841	16.346	117.457	4	9	6
34	SSP	23	Dennis BOOTH	Yamaha	3:48.373	17.878	116.669	4	8	6
35	SSP	31	Shaun ANDERSON	Suzuki - Doons Stores	3:48.418	17.923	116.646	7	8	5
36	SSP	95	Xavier DENIS	Kawasaki	3:49.033	18.538	116.332	8	9	6
37	SSP	89	Colin STEPHENSON	Yamaha - CS Racing	3:49.204	18.709	116.246	3	5	3
38	SSP	33	Paul CRANSTON	Honda - P & J Fuel Haulage	3:49.466	18.971	116.113	8	8	6
39	SSP	27	Nuno CAETANO	Kawasaki - KS Team of Portugal	3:49.624	19.129	116.033	3	4	3
40	SSP	11	Stephen THOMPSON	Suzuki	3:51.128	20.633	115.278	2	3	2
41	SSP	21	Alan CONNOR	Yamaha - Connor Racing	3:51.576	21.081	115.055	6	7	4
42	SSP	58	Gary MILLER	Suzuki - RMC	3:51.906	21.411	114.891	6	8	5
43	SSP	19	Paul JORDAN	Honda - Moira MRC	3:52.304	21.809	114.694	7	8	5
44	SSP	41	Neil GREGORY	Triumph 675 - Quelch Afterdark Racing	3:53.308	22.813	114.201	7	8	4
45	SSP	76	Davide ANSALDI	Yamaha	3:53.485	22.990	114.114	3	9	6
46	SSP	17	Mark GOODINGS	Kawasaki - IPG Racing	3:55.920	25.425	112.936	6	8	4
47	SSP	32	Pierre FAVRE	Yamaha	3:56.870	26.375	112.483	7	8	5
48	SSP	34	Craig GIBSON	Kawasaki	3:57.224	26.729	112.316	7	8	6
49	SSP	50	Emmett BURKE	Honda	3:57.232	26.737	112.312	3	7	4
50	SSP	83	Maria COSTELLO	Kawasaki	3:58.023	27.528	111.939	3	7	3
51	SSP	80	Darren COOPER	Kawasaki	4:02.857	32.362	109.710	2	4	3
52	SSP	84	Sam DUNLOP	Yamaha - NJT Racing	4:04.897	34.402	108.797	8	8	3

Non Qualifiers

SSP	81	Dave WALSH	Kawasaki - DRW Racing	4:08.075	37.580	107.403	6	7	1
SSP	38	Andrew SELLARS	Kawasaki	4:08.801	38.306	107.089	6	8	0
SSP	28	Patricia FERNANDEZ	Yamaha - Magic Bullet	4:13.183	42.688	105.236	7	8	0
SSP	39	Michael LEE	Kawasaki - Collision Recovery	4:19.093	48.598	102.836	3	6	0

Provisional result to be confirmed by the Stewards of the Meeting subject to completion of technical inspections & the time limit for protests

Page 1 / 1

Circuit	Dundrod	Signed		Organising Club	Dundrod & District MCC
Length(miles)	7.4011 Lap 1 (7.2763)	Chief Timekeeper		Qualifying Started	18:33
Weather	Bright	Issued At:	19:23		
Track	Dry				

METZELER ULSTER GRAND PRIX

SUPERSPORT

First Qualifying

Wednesday, 13 August 2014

DETAILED RESULT



Qualifying Classification

Position

1 6 William DUNLOP

SSP Behind
Best Time **3:30.495** Best Speed **126.578** On **4** Gp **a**

Lap	Elapsed Time	Lap Time	Lap Speed
1	4:03.043	4:03.043	107.778
2	7:35.606	3:32.563	125.346
3	11:17.112	3:41.506	120.286
4	14:47.607	3:30.495	126.578
5	20:00.100	5:12.493	85.263
6	34:21.895	14:21.795	30.917
7	38:32.722	4:10.827	106.224
8	42:05.935	3:33.213	124.964
9	45:38.271	3:32.336	125.480

2 1 Michael DUNLOP

SSP Behind **0.015**
Best Time **3:30.510** Best Speed **126.569** On **8** Gp **a**

Lap	Elapsed Time	Lap Time	Lap Speed
1	4:28.601	4:28.601	97.523
2	8:07.741	3:39.140	121.584
3	11:43.860	3:36.119	123.284
4	15:18.281	3:34.421	124.260
5	20:26.260	5:07.979	86.512
6	34:18.451	13:52.191	32.017
7	37:53.882	3:35.431	123.677
8	41:24.392	3:30.510	126.569
9	44:54.955	3:30.563	126.537

3 5 Bruce ANSTEY

SSP Behind **0.337**
Best Time **3:30.832** Best Speed **126.375** On **8** Gp **a**

Lap	Elapsed Time	Lap Time	Lap Speed
1	5:56.202	5:56.202	73.539
2	9:39.494	3:43.292	119.323
3	13:15.907	3:36.413	123.116
4	16:56.000	3:40.093	121.058
5	34:14.864	17:18.864	25.647
6	37:49.154	3:34.290	124.336
7	41:21.035	3:31.881	125.750
8	44:51.867	3:30.832	126.375

Qualifying Classification

Position

4 13 Lee JOHNSTON

SSP Behind **0.542**
Best Time **3:31.037** Best Speed **126.253** On **8** Gp **a**

Lap	Elapsed Time	Lap Time	Lap Speed
1	4:27.758	4:27.758	97.830
2	8:03.389	3:35.631	123.563
3	11:36.858	3:33.469	124.814
4	15:09.206	3:32.348	125.473
5	20:06.762	4:57.556	89.543
6	34:19.023	14:12.261	31.263
7	37:50.178	3:31.155	126.182
8	41:21.215	3:31.037	126.253
9	44:59.502	3:38.287	122.059

5 12 Dean HARRISON

SSP Behind **1.398**
Best Time **3:31.893** Best Speed **125.743** On **4** Gp **a**

Lap	Elapsed Time	Lap Time	Lap Speed
1	3:49.486	3:49.486	114.145
2	7:24.000	3:34.514	124.206
3	10:57.239	3:33.239	124.949
4	14:29.132	3:31.893	125.743
5	18:28.965	3:59.833	111.094

6 48 Derek McGEE

SSP Behind **1.863**
Best Time **3:32.358** Best Speed **125.467** On **4** Gp **a**

Lap	Elapsed Time	Lap Time	Lap Speed
1	3:47.625	3:47.625	115.078
2	7:24.247	3:36.622	122.997
3	10:57.954	3:33.707	124.675
4	14:30.312	3:32.358	125.467
5	18:46.406	4:16.094	104.040
6	34:06.398	15:19.992	28.961

7 26 Keith AMOR

SSP Behind **2.497**
Best Time **3:32.992** Best Speed **125.094** On **8** Gp **a**

Lap	Elapsed Time	Lap Time	Lap Speed
1	3:59.149	3:59.149	109.533
2	7:34.702	3:35.553	123.607
3	11:09.236	3:34.534	124.195
4	14:52.634	3:43.398	119.267
5	34:04.712	19:12.078	23.127
6	37:37.788	3:33.076	125.044
7	41:12.390	3:34.602	124.155
8	44:45.382	3:32.992	125.094

METZELER ULSTER GRAND PRIX

SUPERSPORT

First Qualifying

Wednesday, 13 August 2014

DETAILED RESULT



Qualifying Classification

Position

8 14 Dan KNEEN

SSP Behind 2.637

Best Time **3:33.132** Best Speed **125.012** On **8** Gp **a**

Lap	Elapsed Time	Lap Time	Lap Speed
1	3:55.150	3:55.150	111.396
2	7:34.031	3:38.881	121.728
3	11:10.769	3:36.738	122.932
4	14:46.518	3:35.749	123.495
5	19:56.858	5:10.340	85.854
6	34:04.127	14:07.269	31.447
7	37:39.404	3:35.277	123.766
8	41:12.536	3:33.132	125.012
9	44:46.361	3:33.825	124.606

9 4 Guy MARTIN

SSP Behind 2.867

Best Time **3:33.362** Best Speed **124.877** On **7** Gp **a**

Lap	Elapsed Time	Lap Time	Lap Speed
1	3:42.210	3:42.210	117.883
2	7:18.277	3:36.067	123.313
3	10:54.033	3:35.756	123.491
4	14:28.848	3:34.815	124.032
5	18:44.734	4:15.886	104.124
6	34:05.296	15:20.562	28.943
7	37:38.658	3:33.362	124.877
8	41:12.092	3:33.434	124.835
9	44:45.631	3:33.539	124.773

10 2 Ian HUTCHINSON

SSP Behind 5.955

Best Time **3:36.450** Best Speed **123.095** On **7** Gp **a**

Lap	Elapsed Time	Lap Time	Lap Speed
1	4:18.884	4:18.884	101.183
2	8:02.570	3:43.686	119.113
3	11:41.957	3:39.387	121.447
4	15:30.529	3:48.572	116.567
5	38:25.671	22:55.142	19.375
6	42:03.698	3:38.027	122.205
7	45:40.148	3:36.450	123.095

11 29 Ivan LINTIN

SSP Behind 6.179

Best Time **3:36.674** Best Speed **122.968** On **4** Gp **a**

Lap	Elapsed Time	Lap Time	Lap Speed
1	4:32.853	4:32.853	96.003
2	8:13.899	3:41.046	120.536
3	11:50.719	3:36.820	122.885
4	15:27.393	3:36.674	122.968
5	20:28.219	5:00.826	88.569

Qualifying Classification

Position

12 52 Russ MOUNTFORD

SSP Behind 6.995

Best Time **3:37.490** Best Speed **122.507** On **3** Gp **a**

Lap	Elapsed Time	Lap Time	Lap Speed
1	4:14.261	4:14.261	103.023
2	8:40.370	4:26.109	100.124
3	12:17.860	3:37.490	122.507
4	15:58.357	3:40.497	120.836
5	22:07.618	6:09.261	72.155
6	35:51.945	13:44.327	32.322
7	39:32.835	3:40.890	120.621
8	43:11.639	3:38.804	121.771
9	46:50.719	3:39.080	121.617

13 65 Michael SWEENEY

SSP Behind 7.454

Best Time **3:37.949** Best Speed **122.249** On **9** Gp **a**

Lap	Elapsed Time	Lap Time	Lap Speed
1	4:03.372	4:03.372	107.632
2	7:43.523	3:40.151	121.026
3	11:25.109	3:41.586	120.242
4	15:07.028	3:41.919	120.062
5	20:09.550	5:02.522	88.073
6	34:20.704	14:11.154	31.303
7	37:59.038	3:38.334	122.033
8	41:39.893	3:40.855	120.640
9	45:17.842	3:37.949	122.249

14 15 Derek SHEILS

SSP Behind 7.523

Best Time **3:38.018** Best Speed **122.210** On **7** Gp **a**

Lap	Elapsed Time	Lap Time	Lap Speed
1	3:49.321	3:49.321	114.227
2	7:31.193	3:41.872	120.087
3	11:13.589	3:42.396	119.804
4	14:52.629	3:39.040	121.640
5	20:01.595	5:08.966	86.236
6	34:29.474	14:27.879	30.700
7	38:07.492	3:38.018	122.210
8	41:50.890	3:43.398	119.267
9	47:16.612	5:25.722	81.800



METZELER ULSTER GRAND PRIX

SUPERSPORT

First Qualifying

Wednesday, 13 August 2014

DETAILED RESULT



Qualifying Classification

Position

15 24 Steve MERCER

SSP Behind 7.702

Best Time 3:38.197 Best Speed 122.110 On 7 Gp a

Lap	Elapsed Time	Lap Time	Lap Speed
1	4:01.311	4:01.311	108.552
2	7:44.379	3:43.068	119.443
3	11:25.218	3:40.839	120.649
4	15:07.104	3:41.886	120.080
5	20:08.581	5:01.477	88.378
6	34:21.212	14:12.631	31.249
7	37:59.409	3:38.197	122.110
8	41:38.536	3:39.127	121.591
9	45:17.234	3:38.698	121.830

16 54 Christian ELKIN

SSP Behind 8.432

Best Time 3:38.927 Best Speed 121.702 On 7 Gp a

Lap	Elapsed Time	Lap Time	Lap Speed
1	4:40.455	4:40.455	93.401
2	8:24.853	3:44.398	118.735
3	12:12.343	3:47.490	117.121
4	16:00.690	3:48.347	116.682
5	34:07.480	18:06.790	24.516
6	37:49.762	3:42.282	119.866
7	41:28.689	3:38.927	121.702
8	45:12.483	3:43.794	119.056

17 64 David MULLIGAN

SSP Behind 9.844

Best Time 3:40.339 Best Speed 120.923 On 7 Gp a

Lap	Elapsed Time	Lap Time	Lap Speed
1	4:22.257	4:22.257	99.882
2	8:06.957	3:44.700	118.576
3	11:49.587	3:42.630	119.678
4	15:33.512	3:43.925	118.986
5	20:41.049	5:07.537	86.637
6	34:18.972	13:37.923	32.575
7	37:59.311	3:40.339	120.923

Qualifying Classification

Position

18 111 Paul SHOESMITH

SSP Behind 10.142

Best Time 3:40.637 Best Speed 120.759 On 4 Gp a

Lap	Elapsed Time	Lap Time	Lap Speed
1	4:32.618	4:32.618	96.086
2	8:17.312	3:44.694	118.579
3	12:00.138	3:42.826	119.573
4	15:40.775	3:40.637	120.759
5	21:19.571	5:38.796	78.643
6	34:48.771	13:29.200	32.926
7	38:32.609	3:43.838	119.032
8	42:13.574	3:40.965	120.580
9	45:55.680	3:42.106	119.961

19 9 James COWTON

SSP Behind 11.930

Best Time 3:42.425 Best Speed 119.789 On 7 Gp a

Lap	Elapsed Time	Lap Time	Lap Speed
1	6:07.699	6:07.699	71.239
2	9:54.167	3:46.468	117.650
3	13:39.195	3:45.028	118.403
4	17:53.539	4:14.344	104.756
5	36:14.600	18:21.061	24.198
6	39:57.431	3:42.831	119.570
7	43:39.856	3:42.425	119.789

20 77 Danny WEBB

SSP Behind 12.149

Best Time 3:42.644 Best Speed 119.671 On 9 Gp a

Lap	Elapsed Time	Lap Time	Lap Speed
1	4:37.922	4:37.922	94.252
2	8:25.948	3:48.026	116.846
3	12:13.015	3:47.067	117.340
4	16:03.942	3:50.927	115.378
5	22:12.334	6:08.392	72.325
6	35:43.703	13:31.369	32.838
7	39:28.949	3:45.246	118.288
8	43:14.133	3:45.184	118.321
9	46:56.777	3:42.644	119.671

METZELER ULSTER GRAND PRIX

SUPERSPORT

First Qualifying

Wednesday, 13 August 2014

DETAILED RESULT



Qualifying Classification

Position

21 97 Seamus ELLIOTT

SSP Behind 12.283

Best Time 3:42.778 Best Speed 119.599 On 7 Gp a

Lap	Elapsed Time	Lap Time	Lap Speed
1	4:25.550	4:25.550	98.643
2	8:12.465	3:46.915	117.418
3	11:56.720	3:44.255	118.811
4	15:40.475	3:43.755	119.076
5	21:20.217	5:39.742	78.424
6	34:22.969	13:02.752	34.039
7	38:05.747	3:42.778	119.599
8	41:49.542	3:43.795	119.055
9	45:43.861	3:54.319	113.708

22 78 Michal DOKOUPIL

SSP Behind 12.371

Best Time 3:42.866 Best Speed 119.551 On 2 Gp a

Lap	Elapsed Time	Lap Time	Lap Speed
1	4:07.145	4:07.145	105.989
2	7:50.011	3:42.866	119.551
3	11:33.561	3:43.550	119.186
4	15:17.980	3:44.419	118.724

23 40 Daley MATHISON

SSP Behind 13.171

Best Time 3:43.666 Best Speed 119.124 On 9 Gp a

Lap	Elapsed Time	Lap Time	Lap Speed
1	5:01.783	5:01.783	86.800
2	8:50.015	3:48.232	116.741
3	12:34.724	3:44.709	118.571
4	16:22.633	3:47.909	116.906
5	22:10.617	5:47.984	76.567
6	35:01.140	12:50.523	34.579
7	38:48.705	3:47.565	117.083
8	42:33.678	3:44.973	118.432
9	46:17.344	3:43.666	119.124

24 72 Gareth KEYS

SSP Behind 13.186

Best Time 3:43.681 Best Speed 119.116 On 7 Gp a

Lap	Elapsed Time	Lap Time	Lap Speed
1	5:08.056	5:08.056	85.032
2	9:03.280	3:55.224	113.271
3	21:26.716	12:23.436	35.839
4	34:51.484	13:24.768	33.108
5	38:37.739	3:46.255	117.761
6	42:24.039	3:46.300	117.737
7	46:07.720	3:43.681	119.116

Qualifying Classification

Position

25 98 Paul OWEN

SSP Behind 13.352

Best Time 3:43.847 Best Speed 119.028 On 8 Gp a

Lap	Elapsed Time	Lap Time	Lap Speed
1	5:08.470	5:08.470	84.918
2	8:59.763	3:51.293	115.196
3	12:48.741	3:48.978	116.360
4	16:38.218	3:49.477	116.107
5	34:36.422	17:58.204	24.711
6	38:21.645	3:45.223	118.300
7	42:06.528	3:44.883	118.479
8	45:50.375	3:43.847	119.028

26 88 Daniel COOPER

SSP Behind 14.355

Best Time 3:44.850 Best Speed 118.497 On 3 Gp a

Lap	Elapsed Time	Lap Time	Lap Speed
1	4:48.748	4:48.748	90.718
2	8:38.749	3:50.001	115.843
3	12:23.599	3:44.850	118.497
4	16:10.093	3:46.494	117.636

27 43 Mark PARRETT

SSP Behind 14.461

Best Time 3:44.956 Best Speed 118.441 On 3 Gp a

Lap	Elapsed Time	Lap Time	Lap Speed
1	4:48.516	4:48.516	90.791
2	8:40.233	3:51.717	114.985
3	12:25.189	3:44.956	118.441
4	16:17.657	3:52.468	114.613
5	22:41.464	6:23.807	69.420
6	34:55.348	12:13.884	36.305
7	38:43.747	3:48.399	116.655
8	42:38.691	3:54.944	113.406

28 90 Ryan KNEEN

SSP Behind 14.684

Best Time 3:45.179 Best Speed 118.323 On 8 Gp a

Lap	Elapsed Time	Lap Time	Lap Speed
1	4:25.474	4:25.474	98.671
2	8:16.952	3:51.478	115.104
3	12:05.544	3:48.592	116.557
4	15:55.385	3:49.841	115.923
5	21:59.740	6:04.355	73.126
6	34:33.787	12:34.047	35.335
7	38:22.998	3:49.211	116.242
8	42:08.177	3:45.179	118.323
9	46:07.316	3:59.139	111.416

METZELER ULSTER GRAND PRIX

SUPERSPORT

First Qualifying

Wednesday, 13 August 2014

DETAILED RESULT



Qualifying Classification

Position

29 61 John WALSH

SSP Behind 15.291

Best Time 3:45.786 Best Speed 118.005 On 7 Gp a

Lap	Elapsed Time	Lap Time	Lap Speed
1	4:38.706	4:38.706	93.987
2	10:01.874	5:23.168	82.446
3	13:54.773	3:52.899	114.401
4	18:44.291	4:49.518	92.029
5	37:01.307	18:17.016	24.288
6	40:49.472	3:48.165	116.775
7	44:35.258	3:45.786	118.005

30 37 Robert WILSON

SSP Behind 15.415

Best Time 3:45.910 Best Speed 117.941 On 4 Gp a

Lap	Elapsed Time	Lap Time	Lap Speed
1	4:36.590	4:36.590	94.706
2	8:24.645	3:48.055	116.831
3	12:12.249	3:47.604	117.063
4	15:58.159	3:45.910	117.941
5	22:09.457	6:11.298	71.759
6	34:30.698	12:21.241	35.945
7	38:21.110	3:50.412	115.636

31 22 Stephen McILVENNA

SSP Behind 15.532

Best Time 3:46.027 Best Speed 117.880 On 7 Gp a

Lap	Elapsed Time	Lap Time	Lap Speed
1	4:06.620	4:06.620	106.215
2	7:53.559	3:46.939	117.406
3	11:40.440	3:46.881	117.436
4	15:27.102	3:46.662	117.549
5	20:55.588	5:28.486	81.111
6	35:04.553	14:08.965	31.384
7	38:50.580	3:46.027	117.880
8	42:36.680	3:46.100	117.841
9	46:22.781	3:46.101	117.841

32 74 Connor BEHAN

SSP Behind 15.783

Best Time 3:46.278 Best Speed 117.749 On 7 Gp a

Lap	Elapsed Time	Lap Time	Lap Speed
1	5:09.895	5:09.895	84.528
2	9:00.945	3:51.050	115.317
3	12:50.847	3:49.902	115.893
4	16:38.664	3:47.817	116.953
5	37:14.913	20:36.249	21.552
6	41:04.590	3:49.677	116.006
7	44:50.868	3:46.278	117.749

Qualifying Classification

Position

33 94 Ben WYLIE

SSP Behind 16.346

Best Time 3:46.841 Best Speed 117.457 On 4 Gp a

Lap	Elapsed Time	Lap Time	Lap Speed
1	4:33.723	4:33.723	95.698
2	8:22.875	3:49.152	116.272
3	12:13.514	3:50.639	115.522
4	16:00.355	3:46.841	117.457
5	22:11.328	6:10.973	71.822
6	34:48.638	12:37.310	35.182
7	38:36.909	3:48.271	116.721
8	42:25.735	3:48.826	116.438
9	46:25.174	3:59.439	111.277

34 23 Dennis BOOTH

SSP Behind 17.878

Best Time 3:48.373 Best Speed 116.669 On 4 Gp a

Lap	Elapsed Time	Lap Time	Lap Speed
1	5:05.705	5:05.705	85.686
2	8:59.522	3:53.817	113.952
3	12:52.601	3:53.079	114.313
4	16:40.974	3:48.373	116.669
5	35:33.478	18:52.504	23.527
6	39:25.620	3:52.142	114.774
7	43:18.943	3:53.323	114.193
8	47:17.591	3:58.648	111.645

35 31 Shaun ANDERSON

SSP Behind 17.923

Best Time 3:48.418 Best Speed 116.646 On 7 Gp a

Lap	Elapsed Time	Lap Time	Lap Speed
1	4:49.953	4:49.953	90.341
2	8:42.295	3:52.342	114.676
3	12:57.778	4:15.483	104.289
4	16:53.833	3:56.055	112.872
5	35:10.375	18:16.542	24.298
6	39:01.084	3:50.709	115.487
7	42:49.502	3:48.418	116.646
8	46:40.488	3:50.986	115.349

METZELER ULSTER GRAND PRIX

SUPERSPORT

First Qualifying

Wednesday, 13 August 2014

DETAILED RESULT



Qualifying Classification

Position

36 95 Xavier DENIS

SSP Behind 18.538

Best Time **3:49.033** Best Speed **116.332** On **8** Gp **a**

Lap	Elapsed Time	Lap Time	Lap Speed
1	4:21.775	4:21.775	100.066
2	8:12.348	3:50.573	115.555
3	12:01.389	3:49.041	116.328
4	15:50.750	3:49.361	116.166
5	22:01.153	6:10.403	71.932
6	34:36.214	12:35.061	35.287
7	38:25.525	3:49.311	116.191
8	42:14.558	3:49.033	116.332
9	46:03.800	3:49.242	116.226

37 89 Colin STEPHENSON

SSP Behind 18.709

Best Time **3:49.204** Best Speed **116.246** On **3** Gp **a**

Lap	Elapsed Time	Lap Time	Lap Speed
1	4:52.886	4:52.886	89.436
2	8:42.440	3:49.554	116.068
3	12:31.644	3:49.204	116.246
4	16:23.222	3:51.578	115.054
5	22:42.179	6:18.957	70.309

38 33 Paul CRANSTON

SSP Behind 18.971

Best Time **3:49.466** Best Speed **116.113** On **8** Gp **a**

Lap	Elapsed Time	Lap Time	Lap Speed
1	5:03.213	5:03.213	86.390
2	8:56.669	3:53.456	114.128
3	12:48.548	3:51.879	114.905
4	16:40.789	3:52.241	114.725
5	35:45.512	19:04.723	23.275
6	39:36.632	3:51.120	115.282
7	43:27.259	3:50.627	115.528
8	47:16.725	3:49.466	116.113

39 27 Nuno CAETANO

SSP Behind 19.129

Best Time **3:49.624** Best Speed **116.033** On **3** Gp **a**

Lap	Elapsed Time	Lap Time	Lap Speed
1	5:25.986	5:25.986	80.355
2	9:24.851	3:58.865	111.544
3	13:14.475	3:49.624	116.033
4	17:09.789	3:55.314	113.227

Qualifying Classification

Position

40 11 Stephen THOMPSON

SSP Behind 20.633

Best Time **3:51.128** Best Speed **115.278** On **2** Gp **a**

Lap	Elapsed Time	Lap Time	Lap Speed
1	4:13.035	4:13.035	103.522
2	8:04.163	3:51.128	115.278
3	11:56.175	3:52.012	114.839

41 21 Alan CONNOR

SSP Behind 21.081

Best Time **3:51.576** Best Speed **115.055** On **6** Gp **a**

Lap	Elapsed Time	Lap Time	Lap Speed
1	11:02.752	11:02.752	39.524
2	14:57.073	3:54.321	113.707
3	20:11.532	5:14.459	84.730
4	35:14.580	15:03.048	29.504
5	39:07.639	3:53.059	114.323
6	42:59.215	3:51.576	115.055
7	46:51.272	3:52.057	114.816

42 58 Gary MILLER

SSP Behind 21.411

Best Time **3:51.906** Best Speed **114.891** On **6** Gp **a**

Lap	Elapsed Time	Lap Time	Lap Speed
1	5:34.757	5:34.757	78.250
2	9:39.229	4:04.472	108.986
3	13:34.601	3:55.372	113.199
4	19:06.157	5:31.556	80.360
5	34:52.898	15:46.741	28.143
6	38:44.804	3:51.906	114.891
7	42:38.727	3:53.923	113.901
8	46:32.666	3:53.939	113.893

43 19 Paul JORDAN

SSP Behind 21.809

Best Time **3:52.304** Best Speed **114.694** On **7** Gp **a**

Lap	Elapsed Time	Lap Time	Lap Speed
1	4:48.067	4:48.067	90.933
2	8:42.247	3:54.180	113.776
3	12:34.585	3:52.338	114.678
4	16:36.230	4:01.645	110.261
5	35:13.449	18:37.219	23.848
6	39:06.499	3:53.050	114.327
7	42:58.803	3:52.304	114.694
8	47:14.485	4:15.682	104.207

METZELER ULSTER GRAND PRIX

SUPERSPORT

First Qualifying

Wednesday, 13 August 2014

DETAILED RESULT



Qualifying Classification

Position

44 41 Neil GREGORY

SSP Behind 22.813

Best Time 3:53.308 Best Speed 114.201 On 7 Gp a

Lap	Elapsed Time	Lap Time	Lap Speed
1	5:16.791	5:16.791	82.688
2	9:27.297	4:10.506	106.361
3	13:23.418	3:56.121	112.840
4	17:38.532	4:15.114	104.439
5	34:35.628	16:57.096	26.196
6	38:29.603	3:53.975	113.875
7	42:22.911	3:53.308	114.201
8	46:17.220	3:54.309	113.713

45 76 Davide ANSALDI

SSP Behind 22.990

Best Time 3:53.485 Best Speed 114.114 On 3 Gp a

Lap	Elapsed Time	Lap Time	Lap Speed
1	4:27.450	4:27.450	97.942
2	8:24.367	3:56.917	112.461
3	12:17.852	3:53.485	114.114
4	16:19.791	4:01.939	110.127
5	22:44.492	6:24.701	69.259
6	35:33.282	12:48.790	34.657
7	39:28.846	3:55.564	113.107
8	43:26.375	3:57.529	112.171
9	47:28.459	4:02.084	110.061

46 17 Mark GOODINGS

SSP Behind 25.425

Best Time 3:55.920 Best Speed 112.936 On 6 Gp a

Lap	Elapsed Time	Lap Time	Lap Speed
1	5:16.169	5:16.169	82.850
2	9:27.099	4:10.930	106.181
3	13:23.955	3:56.856	112.490
4	17:53.592	4:29.637	98.814
5	34:45.799	16:52.207	26.323
6	38:41.719	3:55.920	112.936
7	42:38.296	3:56.577	112.623
8	46:36.803	3:58.507	111.711

Qualifying Classification

Position

47 32 Pierre FAVRE

SSP Behind 26.375

Best Time 3:56.870 Best Speed 112.483 On 7 Gp a

Lap	Elapsed Time	Lap Time	Lap Speed
1	4:26.568	4:26.568	98.266
2	8:24.250	3:57.682	112.099
3	12:22.507	3:58.257	111.829
4	16:21.181	3:58.674	111.633
5	23:15.977	6:54.796	64.234
6	35:18.580	12:02.603	36.872
7	39:15.450	3:56.870	112.483
8	43:15.899	4:00.449	110.809

48 34 Craig GIBSON

SSP Behind 26.729

Best Time 3:57.224 Best Speed 112.316 On 7 Gp a

Lap	Elapsed Time	Lap Time	Lap Speed
1	5:00.132	5:00.132	87.277
2	9:00.850	4:00.718	110.685
3	13:00.036	3:59.186	111.394
4	17:06.736	4:06.700	108.001
5	35:11.006	18:04.270	24.573
6	39:08.470	3:57.464	112.202
7	43:05.694	3:57.224	112.316
8	47:13.659	4:07.965	107.450

49 50 Emmett BURKE

SSP Behind 26.737

Best Time 3:57.232 Best Speed 112.312 On 3 Gp a

Lap	Elapsed Time	Lap Time	Lap Speed
1	4:27.182	4:27.182	98.041
2	8:25.915	3:58.733	111.606
3	12:23.147	3:57.232	112.312
4	16:22.143	3:58.996	111.483
5	22:45.882	6:23.739	69.433
6	35:27.610	12:41.728	34.978
7	39:35.609	4:07.999	107.436

50 83 Maria COSTELLO

SSP Behind 27.528

Best Time 3:58.023 Best Speed 111.939 On 3 Gp a

Lap	Elapsed Time	Lap Time	Lap Speed
1	5:17.260	5:17.260	82.565
2	9:28.281	4:11.021	106.142
3	13:26.304	3:58.023	111.939
4	17:49.659	4:23.355	101.171
5	36:16.725	18:27.066	24.067
6	40:22.654	4:05.929	108.340
7	44:27.733	4:05.079	108.716

METZELER ULSTER GRAND PRIX

SUPERSPORT

First Qualifying

Wednesday, 13 August 2014

DETAILED RESULT



Qualifying Classification

Position

51 80 Darren COOPER

SSP Behind 32.362

Best Time 4:02.857 Best Speed 109.710 On 2 Gp a

Lap	Elapsed Time	Lap Time	Lap Speed
1	4:49.526	4:49.526	90.474
2	8:52.383	4:02.857	109.710
3	12:56.111	4:03.728	109.318
4	17:01.361	4:05.250	108.640

52 84 Sam DUNLOP

SSP Behind 34.402

Best Time 4:04.897 Best Speed 108.797 On 8 Gp a

Lap	Elapsed Time	Lap Time	Lap Speed
1	5:22.898	5:22.898	81.124
2	9:41.000	4:18.102	103.230
3	13:54.651	4:13.651	105.042
4	18:54.473	4:59.822	88.866
5	35:39.279	16:44.806	26.517
6	39:45.593	4:06.314	108.171
7	43:52.312	4:06.719	107.993
8	47:57.209	4:04.897	108.797

Non Qualifiers

Position

81 Dave WALSH

SSP Behind 37.580

Best Time 4:08.075 Best Speed 107.403 On 6 Gp a

Lap	Elapsed Time	Lap Time	Lap Speed
1	5:17.069	5:17.069	82.615
2	9:40.125	4:23.056	101.286
3	13:53.122	4:12.997	105.313
4	19:00.282	5:07.160	86.743
5	34:48.638	15:48.356	28.095
6	38:56.713	4:08.075	107.403
7	43:05.520	4:08.807	107.087

Non Qualifiers

Position

38 Andrew SELLARS

SSP Behind 38.306

Best Time 4:08.801 Best Speed 107.089 On 6 Gp a

Lap	Elapsed Time	Lap Time	Lap Speed
1	5:39.449	5:39.449	77.168
2	9:58.629	4:19.180	102.801
3	14:13.208	4:14.579	104.659
4	19:07.174	4:53.966	90.636
5	34:52.251	15:45.077	28.192
6	39:01.052	4:08.801	107.089
7	43:10.238	4:09.186	106.924
8	47:19.481	4:09.243	106.900

28 Patricia FERNANDEZ

SSP Behind 42.688

Best Time 4:13.183 Best Speed 105.236 On 7 Gp a

Lap	Elapsed Time	Lap Time	Lap Speed
1	5:15.871	5:15.871	82.928
2	9:39.466	4:23.595	101.079
3	13:53.497	4:14.031	104.885
4	18:45.902	4:52.405	91.120
5	35:09.652	16:23.750	27.084
6	39:23.735	4:14.083	104.863
7	43:36.918	4:13.183	105.236
8	47:51.283	4:14.365	104.747

39 Michael LEE

SSP Behind 48.598

Best Time 4:19.093 Best Speed 102.836 On 3 Gp a

Lap	Elapsed Time	Lap Time	Lap Speed
1	5:15.479	5:15.479	83.031
2	9:40.439	4:24.960	100.558
3	13:59.532	4:19.093	102.836
4	19:01.300	5:01.768	88.293
5	36:08.483	17:07.183	25.939
6	41:03.690	4:55.207	90.255

Speed TrapSupersport 1st Practice

No.	Name	<u>Lap 1</u>	<u>Lap 2</u>	<u>Lap 3</u>	<u>Lap 4</u>	<u>Lap 5</u>	<u>Lap 6</u>	<u>Lap 7</u>
1	Michael DUNLOP	161	168		166	166	167	
4	Guy MARTIN	167	165	166	165	151	168	
5	Bruce ANSTEY	160	163		164			
6	William DUNLOP		172		170	162	171	
9	James COWTON	161		164		166	165	163
11	Stephen THOMPSON	157	160					
12	Dean HARRISON			167	165			
13	Lee JOHNSTON	153	162	159	167		168	
14	Dan KNEEN	161		165	165			
15	Derek SHEILS			162			161	
17	Mark GOODINGS		157			158	158	
22	Stephen McILVENNA		150			161	151	
23	Dennis BOOTH		153			155	155	153
24	Steve MERCER		160					
26	Keith AMOR	169	162	169				
27	Nuno CAETANO	155		167				
29	Ivan LINTIN	166	170	149	159			
31	Shaun ANDERSON						152	144
33	Paul CRANSTON	155				153	150	
41	Neil GREGORY			150			149	
43	Mark PARRETT			159		158		
44	Jamie HAMILTON		144					
48	Derek McGEE	166	167					
50	Emmett BURKE					149		
52	Russ MOUNTFORD			161		164	165	161
54	Christian ELKIN				158			
58	Gary MILLER	152				155	157	
61	John WALSH		161			158		
64	David MULLIGAN	161		156				
65	Michael SWEENEY			161				
74	Connor BEHAN		161	151		154		
77	Danny WEBB	164	159		163	165	164	164
80	Darren COOPER		163					
81	Dave WALSH					154		
83	Maria COSTELLO					157		142
88	Daniel COOPER		156					
89	Colin STEPHENSON			161				
90	Ryan KNEEN			162	161	163		
94	Ben WYLIE	159						
97	Seamus ELLIOTT	169		163			167	
98	Paul OWEN		162			162	163	
111	Paul SHOESMITH		163	165	164			

METZELER ULSTER GRAND PRIX SUPERSPORT

Second Qualifying (Restart)

Thursday, 14 August 2014


Qualifying Time
4:08.850
Qualifying Speed
107.069


Pos	Class	No	Name	Machine / Sponsor	----- Best Lap -----			Total Laps	Qualifying Laps
					Time	Behind	Speed		
1	SSP	13	Lee JOHNSTON	Honda - ECC / Pirtek	3:30.081		126.827	2	3
2	SSP	12	Dean HARRISON	Yamaha - Mar-Train Racing	3:30.731	0.650	126.436	3	3
3	SSP	4	Guy MARTIN	Suzuki - Tyco Suzuki by TAS Racing	3:31.862	1.781	125.761	3	3
4	SSP	14	Dan KNEEN	Honda - Cookstown BE Racing	3:32.055	1.974	125.646	3	3
5	SSP	6	William DUNLOP	Suzuki - Tyco Suzuki by TAS Racing	3:32.153	2.072	125.588	3	3
6	SSP	5	Bruce ANSTEY	Honda - Valvoline Racing by Padgetts	3:32.251	2.170	125.530	2	3
7	SSP	48	Derek McGEE	Yamaha - McGee Racing	3:32.375	2.294	125.457	2	2
8	SSP	29	Ivan LINTIN	Honda - Taylor Lindsey Racing	3:32.426	2.345	125.427	3	3
9	SSP	26	Keith AMOR	Honda - Rig Deluge	3:32.914	2.833	125.140	3	3
10	SSP	9	James COWTON	Honda - Cowton Racing	3:33.207	3.126	124.968	3	3
11	SSP	2	Ian HUTCHINSON	Yamaha - Milwauke Yamaha	3:33.220	3.139	124.960	3	3
12	SSP	52	Russ MOUNTFORD	Triumph 675 - Silicone Engineering Racing	3:33.973	3.892	124.520	2	2
13	SSP	1	Michael DUNLOP	Honda - MD Racing	3:35.558	5.477	123.605	2	3
14	SSP	65	Michael SWEENEY	Yamaha - Tracblast	3:36.539	6.458	123.045	2	3
15	SSP	15	Derek SHEILS	Yamaha - CD-IC Racing	3:37.036	6.955	122.763	3	3
16	SSP	24	Steve MERCER	Suzuki - Team Traction Control	3:39.117	9.036	121.597	2	3
17	SSP	40	Daley MATHISON	Suzuki - Hol-Taj/Team Classic Suzuki	3:39.950	9.869	121.136	2	3
18	SSP	111	Paul SHOESMITH	Yamaha - Ice Valley by Motorsave	3:41.358	11.277	120.366	3	3
19	SSP	54	Christian ELKIN	Triumph 675	3:41.812	11.731	120.120	2	3
20	SSP	72	Gareth KEYS	Honda - B & W Racing	3:42.624	12.543	119.681	2	3
21	SSP	64	David MULLIGAN	Yamaha	3:42.795	12.714	119.590	3	3
22	SSP	98	Paul OWEN	Yamaha - Team #98	3:44.081	14.000	118.903	3	3
23	SSP	37	Robert WILSON	Yamaha - Stoddart Racing	3:44.277	14.196	118.799	2	3
24	SSP	89	Colin STEPHENSON	Yamaha - CS Racing	3:44.515	14.434	118.673	2	3
25	SSP	90	Ryan KNEEN	Kawasaki - Ryan Kneen Racing	3:44.575	14.494	118.642	3	3
26	SSP	97	Seamus ELLIOTT	Suzuki	3:44.689	14.608	118.582	3	3
27	SSP	61	John WALSH	Yamaha	3:44.893	14.812	118.474	2	3
28	SSP	78	Michal DOKOUPIL	Yamaha - R T & E Racing	3:45.149	15.068	118.339	2	3
29	SSP	22	Stephen McLIVENNA	Yamaha	3:45.484	15.403	118.163	2	3
30	SSP	94	Ben WYLIE	Bimota - bimota.uk.com	3:45.871	15.790	117.961	2	3
31	SSP	95	Xavier DENIS	Kawasaki	3:46.909	16.828	117.421	2	3
32	SSP	74	Connor BEHAN	Yamaha	3:46.917	16.836	117.417	2	3
33	SSP	27	Nuno CAETANO	Kawasaki - KS Team of Portugal	3:49.019	18.938	116.340	3	3
34	SSP	19	Paul JORDAN	Honda - Moira MRC	3:49.411	19.330	116.141	2	3
35	SSP	43	Mark PARRETT	Yamaha - Mark Parrett Racing	3:49.423	19.342	116.135	2	3
36	SSP	31	Shaun ANDERSON	Suzuki - Doons Stores	3:49.498	19.417	116.097	2	3
37	SSP	23	Dennis BOOTH	Yamaha	3:51.089	21.008	115.297	2	3
38	SSP	33	Paul CRANSTON	Honda - P & J Fuel Haulage	3:51.978	21.897	114.856	3	3
39	SSP	50	Emmett BURKE	Honda	3:54.256	24.175	113.739	2	3
40	SSP	34	Craig GIBSON	Kawasaki	3:55.377	25.296	113.197	3	3
41	SSP	41	Neil GREGORY	Triumph 675 - Quelch Afterdark Racing	3:55.578	25.497	113.100	3	3
42	SSP	83	Maria COSTELLO	Kawasaki	3:56.303	26.222	112.753	2	3
43	SSP	80	Darren COOPER	Kawasaki	3:56.465	26.384	112.676	3	3
44	SSP	58	Gary MILLER	Suzuki - RMC	3:57.026	26.945	112.409	2	3
45	SSP	21	Alan CONNOR		3:57.541	27.460	112.166	3	3
46	SSP	32	Pierre FAVRE	Yamaha	3:58.759	28.678	111.594	2	3

Non Qualifiers

SSP	17	Mark GOODINGS	Kawasaki - IPG Racing	3:55.917	25.836	112.938	2	3	1
SSP	81	Dave WALSH	Kawasaki - DRW Racing	4:06.398	36.317	108.134	2	3	1
SSP	28	Patricia FERNANDEZ	Yamaha - Magic Bullet	4:07.046	36.965	107.850	2	3	1
SSP	84	Sam DUNLOP	Yamaha - NJT Racing	4:07.991	37.910	107.439	2	3	1
SSP	38	Andrew SELLARS	Kawasaki	4:13.201	43.120	105.228	2	3	0

Provisional result to be confirmed by the Stewards of the Meeting subject to completion of technical inspections & the time limit for protests

Page 1 / 1

Circuit	Dundrod		Signed		Organising Club	Dundrod & District MCC
Length(miles)	7.4011	Lap 1 (7.2763)			Qualifying Started	12:05
Weather	Sunny					
Track	Dry		Issued At:	12:53		

METZELER ULSTER GRAND PRIX

SUPERSPORT

Second Qualifying (Restart)

Thursday, 14 August 2014

DETAILED RESULT



Qualifying Classification

Position

1 13 Lee JOHNSTON

SSP Behind 2.170
Best Time **3:30.081** Best Speed **126.827** On 2 Gp a

Lap	Elapsed Time	Lap Time	Lap Speed
1	3:59.792	3:59.792	109.239
2	7:29.873	3:30.081	126.827
3	11:05.931	3:36.058	123.319

2 12 Dean HARRISON

SSP Behind 0.650
Best Time **3:30.731** Best Speed **126.436** On 3 Gp a

Lap	Elapsed Time	Lap Time	Lap Speed
1	4:03.153	4:03.153	107.729
2	7:34.749	3:31.596	125.919
3	11:05.480	3:30.731	126.436

3 4 Guy MARTIN

SSP Behind 1.781
Best Time **3:31.862** Best Speed **125.761** On 3 Gp a

Lap	Elapsed Time	Lap Time	Lap Speed
1	3:53.470	3:53.470	112.197
2	7:27.923	3:34.453	124.241
3	10:59.785	3:31.862	125.761

4 14 Dan KNEEN

SSP Behind 1.974
Best Time **3:32.055** Best Speed **125.646** On 3 Gp a

Lap	Elapsed Time	Lap Time	Lap Speed
1	3:54.654	3:54.654	111.631
2	7:28.438	3:33.784	124.630
3	11:00.493	3:32.055	125.646

5 6 William DUNLOP

SSP Behind 2.072
Best Time **3:32.153** Best Speed **125.588** On 3 Gp a

Lap	Elapsed Time	Lap Time	Lap Speed
1	3:49.113	3:49.113	114.331
2	7:21.384	3:32.271	125.519
3	10:53.537	3:32.153	125.588

Qualifying Classification

Position

6 5 Bruce ANSTEY

SSP Behind 2.170
Best Time **3:32.251** Best Speed **125.530** On 2 Gp a

Lap	Elapsed Time	Lap Time	Lap Speed
1	4:02.662	4:02.662	107.947
2	7:34.913	3:32.251	125.530
3	11:36.832	4:01.919	110.136

7 48 Derek McGEE

SSP Behind 2.294
Best Time **3:32.375** Best Speed **125.457** On 2 Gp a

Lap	Elapsed Time	Lap Time	Lap Speed
1	4:00.915	4:00.915	108.730
2	7:33.290	3:32.375	125.457

8 29 Ivan LINTIN

SSP Behind 2.345
Best Time **3:32.426** Best Speed **125.427** On 3 Gp a

Lap	Elapsed Time	Lap Time	Lap Speed
1	3:54.340	3:54.340	111.781
2	7:29.242	3:34.902	123.982
3	11:01.668	3:32.426	125.427

9 26 Keith AMOR

SSP Behind 2.833
Best Time **3:32.914** Best Speed **125.140** On 3 Gp a

Lap	Elapsed Time	Lap Time	Lap Speed
1	3:53.573	3:53.573	112.148
2	7:27.446	3:33.873	124.578
3	11:00.360	3:32.914	125.140

10 9 James COWTON

SSP Behind 3.126
Best Time **3:33.207** Best Speed **124.968** On 3 Gp a

Lap	Elapsed Time	Lap Time	Lap Speed
1	3:54.018	3:54.018	111.934
2	7:29.012	3:34.994	123.929
3	11:02.219	3:33.207	124.968

METZELER ULSTER GRAND PRIX

SUPERSPORT

Second Qualifying (Restart)

Thursday, 14 August 2014

DETAILED RESULT



Qualifying Classification

Position

11 2 Ian HUTCHINSON

SSP Behind 3.139

Best Time 3:33.220 Best Speed 124.960 On 3 Gp a

Lap	Elapsed Time	Lap Time	Lap Speed
1	3:54.191	3:54.191	111.852
2	7:28.390	3:34.199	124.389
3	11:01.610	3:33.220	124.960

12 52 Russ MOUNTFORD

SSP Behind 3.892

Best Time 3:33.973 Best Speed 124.520 On 2 Gp a

Lap	Elapsed Time	Lap Time	Lap Speed
1	4:03.373	4:03.373	107.632
2	7:37.346	3:33.973	124.520

13 1 Michael DUNLOP

SSP Behind 5.477

Best Time 3:35.558 Best Speed 123.605 On 2 Gp a

Lap	Elapsed Time	Lap Time	Lap Speed
1	4:05.712	4:05.712	106.607
2	7:41.270	3:35.558	123.605
3	11:24.998	3:43.728	119.091

14 65 Michael SWEENEY

SSP Behind 6.458

Best Time 3:36.539 Best Speed 123.045 On 2 Gp a

Lap	Elapsed Time	Lap Time	Lap Speed
1	4:00.747	4:00.747	108.806
2	7:37.286	3:36.539	123.045
3	11:16.080	3:38.794	121.776

15 15 Derek SHEILS

SSP Behind 6.955

Best Time 3:37.036 Best Speed 122.763 On 3 Gp a

Lap	Elapsed Time	Lap Time	Lap Speed
1	4:03.096	4:03.096	107.754
2	7:41.169	3:38.073	122.179
3	11:18.205	3:37.036	122.763

Qualifying Classification

Position

16 24 Steve MERCER

SSP Behind 9.036

Best Time 3:39.117 Best Speed 121.597 On 2 Gp a

Lap	Elapsed Time	Lap Time	Lap Speed
1	4:06.461	4:06.461	106.283
2	7:45.578	3:39.117	121.597
3	11:25.166	3:39.588	121.336

17 40 Daley MATHISON

SSP Behind 9.869

Best Time 3:39.950 Best Speed 121.136 On 2 Gp a

Lap	Elapsed Time	Lap Time	Lap Speed
1	4:02.583	4:02.583	107.982
2	7:42.533	3:39.950	121.136
3	11:23.166	3:40.633	120.761

18 111 Paul SHOESMITH

SSP Behind 11.277

Best Time 3:41.358 Best Speed 120.366 On 3 Gp a

Lap	Elapsed Time	Lap Time	Lap Speed
1	4:30.980	4:30.980	96.666
2	8:13.237	3:42.257	119.879
3	11:54.595	3:41.358	120.366

19 54 Christian ELKIN

SSP Behind 11.731

Best Time 3:41.812 Best Speed 120.120 On 2 Gp a

Lap	Elapsed Time	Lap Time	Lap Speed
1	4:13.562	4:13.562	103.307
2	7:55.374	3:41.812	120.120
3	11:44.187	3:48.813	116.444

20 72 Gareth KEYS

SSP Behind 12.543

Best Time 3:42.624 Best Speed 119.681 On 2 Gp a

Lap	Elapsed Time	Lap Time	Lap Speed
1	4:13.049	4:13.049	103.516
2	7:55.673	3:42.624	119.681
3	11:39.331	3:43.658	119.128

METZELER ULSTER GRAND PRIX

SUPERSPORT

Second Qualifying (Restart)

Thursday, 14 August 2014

DETAILED RESULT



Qualifying Classification

Position

21 64 David MULLIGAN

SSP Behind 12.714

Best Time **3:42.795** Best Speed **119.590** On **3** Gp **a**

Lap	Elapsed Time	Lap Time	Lap Speed
1	4:26.251	4:26.251	98.383
2	8:10.869	3:44.618	118.619
3	11:53.664	3:42.795	119.590

22 98 Paul OWEN

SSP Behind 14.000

Best Time **3:44.081** Best Speed **118.903** On **3** Gp **a**

Lap	Elapsed Time	Lap Time	Lap Speed
1	4:25.674	4:25.674	98.597
2	8:11.228	3:45.554	118.127
3	11:55.309	3:44.081	118.903

23 37 Robert WILSON

SSP Behind 14.196

Best Time **3:44.277** Best Speed **118.799** On **2** Gp **a**

Lap	Elapsed Time	Lap Time	Lap Speed
1	4:11.029	4:11.029	104.349
2	7:55.306	3:44.277	118.799
3	11:40.361	3:45.055	118.389

24 89 Colin STEPHENSON

SSP Behind 14.434

Best Time **3:44.515** Best Speed **118.673** On **2** Gp **a**

Lap	Elapsed Time	Lap Time	Lap Speed
1	4:28.019	4:28.019	97.734
2	8:12.534	3:44.515	118.673
3	11:59.314	3:46.780	117.488

25 90 Ryan KNEEN

SSP Behind 14.494

Best Time **3:44.575** Best Speed **118.642** On **3** Gp **a**

Lap	Elapsed Time	Lap Time	Lap Speed
1	4:31.779	4:31.779	96.382
2	8:19.908	3:48.129	116.793
3	12:04.483	3:44.575	118.642

Qualifying Classification

Position

26 97 Seamus ELLIOTT

SSP Behind 14.608

Best Time **3:44.689** Best Speed **118.582** On **3** Gp **a**

Lap	Elapsed Time	Lap Time	Lap Speed
1	4:23.609	4:23.609	99.369
2	8:08.843	3:45.234	118.295
3	11:53.532	3:44.689	118.582

27 61 John WALSH

SSP Behind 14.812

Best Time **3:44.893** Best Speed **118.474** On **2** Gp **a**

Lap	Elapsed Time	Lap Time	Lap Speed
1	4:05.602	4:05.602	106.655
2	7:50.495	3:44.893	118.474
3	11:40.751	3:50.256	115.715

28 78 Michal DOKOUPIL

SSP Behind 15.068

Best Time **3:45.149** Best Speed **118.339** On **2** Gp **a**

Lap	Elapsed Time	Lap Time	Lap Speed
1	4:29.069	4:29.069	97.353
2	8:14.218	3:45.149	118.339
3	11:59.915	3:45.697	118.052

29 22 Stephen McILVENNA

SSP Behind 15.403

Best Time **3:45.484** Best Speed **118.163** On **2** Gp **a**

Lap	Elapsed Time	Lap Time	Lap Speed
1	4:25.883	4:25.883	98.520
2	8:11.367	3:45.484	118.163
3	12:00.906	3:49.539	116.076

30 94 Ben WYLIE

SSP Behind 15.790

Best Time **3:45.871** Best Speed **117.961** On **2** Gp **a**

Lap	Elapsed Time	Lap Time	Lap Speed
1	4:52.089	4:52.089	89.680
2	8:37.960	3:45.871	117.961
3	12:25.923	3:47.963	116.878

METZELER ULSTER GRAND PRIX

SUPERSPORT

Second Qualifying (Restart)

Thursday, 14 August 2014

DETAILED RESULT



Qualifying Classification

Position

31 95 Xavier DENIS

SSP Behind 16.828

Best Time **3:46.909** Best Speed **117.421** On **2** Gp **a**

Lap	Elapsed Time	Lap Time	Lap Speed
1	4:23.871	4:23.871	99.271
2	8:10.780	3:46.909	117.421
3	11:59.872	3:49.092	116.302

32 74 Connor BEHAN

SSP Behind 16.836

Best Time **3:46.917** Best Speed **117.417** On **2** Gp **a**

Lap	Elapsed Time	Lap Time	Lap Speed
1	4:50.491	4:50.491	90.174
2	8:37.408	3:46.917	117.417
3	12:25.800	3:48.392	116.659

33 27 Nuno CAETANO

SSP Behind 18.938

Best Time **3:49.019** Best Speed **116.340** On **3** Gp **a**

Lap	Elapsed Time	Lap Time	Lap Speed
1	5:10.000	5:10.000	84.499
2	8:59.114	3:49.114	116.291
3	12:48.133	3:49.019	116.340

34 19 Paul JORDAN

SSP Behind 19.330

Best Time **3:49.411** Best Speed **116.141** On **2** Gp **a**

Lap	Elapsed Time	Lap Time	Lap Speed
1	4:38.041	4:38.041	94.212
2	8:27.452	3:49.411	116.141
3	12:25.719	3:58.267	111.824

35 43 Mark PARRETT

SSP Behind 19.342

Best Time **3:49.423** Best Speed **116.135** On **2** Gp **a**

Lap	Elapsed Time	Lap Time	Lap Speed
1	4:53.755	4:53.755	89.172
2	8:43.178	3:49.423	116.135
3	12:34.456	3:51.278	115.203

Qualifying Classification

Position

36 31 Shaun ANDERSON

SSP Behind 19.417

Best Time **3:49.498** Best Speed **116.097** On **2** Gp **a**

Lap	Elapsed Time	Lap Time	Lap Speed
1	4:37.531	4:37.531	94.385
2	8:27.029	3:49.498	116.097
3	12:22.841	3:55.812	112.988

37 23 Dennis BOOTH

SSP Behind 21.008

Best Time **3:51.089** Best Speed **115.297** On **2** Gp **a**

Lap	Elapsed Time	Lap Time	Lap Speed
1	4:47.193	4:47.193	91.209
2	8:38.282	3:51.089	115.297
3	12:30.475	3:52.193	114.749

38 33 Paul CRANSTON

SSP Behind 21.897

Best Time **3:51.978** Best Speed **114.856** On **3** Gp **a**

Lap	Elapsed Time	Lap Time	Lap Speed
1	4:37.049	4:37.049	94.549
2	8:29.448	3:52.399	114.647
3	12:21.426	3:51.978	114.856

39 50 Emmett BURKE

SSP Behind 24.175

Best Time **3:54.256** Best Speed **113.739** On **2** Gp **a**

Lap	Elapsed Time	Lap Time	Lap Speed
1	4:31.317	4:31.317	96.546
2	8:25.573	3:54.256	113.739
3	12:22.385	3:56.812	112.511

40 34 Craig GIBSON

SSP Behind 25.296

Best Time **3:55.377** Best Speed **113.197** On **3** Gp **a**

Lap	Elapsed Time	Lap Time	Lap Speed
1	5:01.982	5:01.982	86.743
2	8:59.475	3:57.493	112.188
3	12:54.852	3:55.377	113.197

METZELER ULSTER GRAND PRIX

SUPERSPORT

Second Qualifying (Restart)

Thursday, 14 August 2014

DETAILED RESULT



Qualifying Classification

Position

41 Neil GREGORY

SSP Behind 25.497

Best Time 3:55.578 Best Speed 113.100 On 3 Gp a

Lap	Elapsed Time	Lap Time	Lap Speed
1	4:31.370	4:31.370	96.528
2	8:26.987	3:55.617	113.082
3	12:22.565	3:55.578	113.100

42 Maria COSTELLO

SSP Behind 26.222

Best Time 3:56.303 Best Speed 112.753 On 2 Gp a

Lap	Elapsed Time	Lap Time	Lap Speed
1	4:27.903	4:27.903	97.777
2	8:24.206	3:56.303	112.753
3	12:25.558	4:01.352	110.395

43 Darren COOPER

SSP Behind 26.384

Best Time 3:56.465 Best Speed 112.676 On 3 Gp a

Lap	Elapsed Time	Lap Time	Lap Speed
1	4:56.158	4:56.158	88.448
2	8:53.767	3:57.609	112.134
3	12:50.232	3:56.465	112.676

44 Gary MILLER

SSP Behind 26.945

Best Time 3:57.026 Best Speed 112.409 On 2 Gp a

Lap	Elapsed Time	Lap Time	Lap Speed
1	5:01.541	5:01.541	86.869
2	8:58.567	3:57.026	112.409
3	12:56.216	3:57.649	112.115

46 Pierre FAVRE

SSP Behind 28.678

Best Time 3:58.759 Best Speed 111.594 On 2 Gp a

Lap	Elapsed Time	Lap Time	Lap Speed
1	4:55.305	4:55.305	88.704
2	8:54.064	3:58.759	111.594
3	12:55.184	4:01.120	110.501

Non Qualifiers

Position

Non Qualifiers

Position

17 Mark GOODINGS

SSP Behind 25.836

Best Time 3:55.917 Best Speed 112.938 On 2 Gp a

Lap	Elapsed Time	Lap Time	Lap Speed
1	4:54.134	4:54.134	89.057
2	8:50.051	3:55.917	112.938
3	14:05.652	5:15.601	84.423

81 Dave WALSH

SSP Behind 36.317

Best Time 4:06.398 Best Speed 108.134 On 2 Gp a

Lap	Elapsed Time	Lap Time	Lap Speed
1	5:39.459	5:39.459	77.166
2	9:45.857	4:06.398	108.134
3	15:10.544	5:24.687	82.060

28 Patricia FERNANDEZ

SSP Behind 36.965

Best Time 4:07.046 Best Speed 107.850 On 2 Gp a

Lap	Elapsed Time	Lap Time	Lap Speed
1	4:30.923	4:30.923	96.687
2	8:37.969	4:07.046	107.850
3	12:49.272	4:11.303	106.023

84 Sam DUNLOP

SSP Behind 37.910

Best Time 4:07.991 Best Speed 107.439 On 2 Gp a

Lap	Elapsed Time	Lap Time	Lap Speed
1	5:26.669	5:26.669	80.187
2	9:34.660	4:07.991	107.439
3	14:09.947	4:35.287	96.786

38 Andrew SELLARS

SSP Behind 43.120

Best Time 4:13.201 Best Speed 105.228 On 2 Gp a

Lap	Elapsed Time	Lap Time	Lap Speed
1	5:01.351	5:01.351	86.924
2	9:14.552	4:13.201	105.228
3	13:56.797	4:42.245	94.400

Speed TrapSupersport 2nd Practice

<u>No.</u>	<u>Name</u>	<u>Lap 1</u>	<u>Lap 2</u>	<u>Lap 3</u>	<u>Lap 4</u>	<u>Lap 5</u>
1	Michael DUNLOP			166	164	
5	Bruce ANSTEY				167	165
6	William DUNLOP			163	166	165
9	James COWTON					169
12	Dean HARRISON					167
13	Lee JOHNSTON	168		166		171
15	Derek SHEILS			162		158
17	Mark GOODINGS				145	
18				163		
21	Alan CONNOR				159	159
23	Dennis BOOTH	155		155		156
24	Steve MERCER		146			
26	Keith AMOR	165	147		167	
31	Shaun ANDERSON			145		150
32	Pierre FAVRE		151			
33	Paul CRANSTON	157				
37	Robert WILSON			162	162	
43	Mark PARRETT				158	
50	Emmett BURKE				152	
52	Russ MOUNTFORD	170				
54	Christian ELKIN	161				
65	Michael SWEENEY					163
74	Connor BEHAN				156	154
78	Michal DOKOUPIL					163
80	Darren COOPER	158			156	
81	Dave WALSH		151			145
84	Sam DUNLOP					158
89	Colin STEPHENSON	158				
90	Ryan KNEEN		147		161	162
98	Paul OWEN	162		160		162
111	Paul SHOESMITH			161		

METZELER ULSTER GRAND PRIX

SUPERSPORT Combined Qualifying




Pos	Class	No	Name	-----Best Time / Qual Laps-----			Overall Best Time / Speed /			
				Session A	Session B		Total Qual Laps			
Qualifying Classification										
1	SSP	13	Lee JOHNSTON	3:31.037	6	3:30.081	3	3:30.081	126.827	9
2	SSP	6	William DUNLOP	3:30.495	6	3:32.153	3	3:30.495	126.578	9
3	SSP	1	Michael DUNLOP	3:30.510	6	3:35.558	3	3:30.510	126.569	9
4	SSP	12	Dean HARRISON	3:31.893	5	3:30.731	3	3:30.731	126.436	8
5	SSP	5	Bruce ANSTEY	3:30.832	6	3:32.251	3	3:30.832	126.375	9
6	SSP	4	Guy MARTIN	3:33.362	7	3:31.862	3	3:31.862	125.761	10
7	SSP	14	Dan KNEEN	3:33.132	7	3:32.055	3	3:32.055	125.646	10
8	SSP	48	Derek McGEE	3:32.358	4	3:32.375	2	3:32.358	125.467	6
9	SSP	29	Ivan LINTIN	3:36.674	3	3:32.426	3	3:32.426	125.427	6
10	SSP	26	Keith AMOR	3:32.992	7	3:32.914	3	3:32.914	125.140	10
11	SSP	9	James COWTON	3:42.425	4	3:33.207	3	3:33.207	124.968	7
12	SSP	2	Ian HUTCHINSON	3:36.450	5	3:33.220	3	3:33.220	124.960	8
13	SSP	52	Russ MOUNTFORD	3:37.490	5	3:33.973	2	3:33.973	124.520	7
14	SSP	65	Michael SWEENEY	3:37.949	7	3:36.539	3	3:36.539	123.045	10
15	SSP	15	Derek SHEILS	3:38.018	6	3:37.036	3	3:37.036	122.763	9
16	SSP	24	Steve MERCER	3:38.197	7	3:39.117	3	3:38.197	122.110	10
17	SSP	54	Christian ELKIN	3:38.927	6	3:41.812	2	3:38.927	121.702	8
18	SSP	40	Daley MATHISON	3:43.666	6	3:39.950	3	3:39.950	121.136	9
19	SSP	64	David MULLIGAN	3:40.339	4	3:42.795	2	3:40.339	120.923	6
20	SSP	111	Paul SHOESMITH	3:40.637	6	3:41.358	2	3:40.637	120.759	8
21	SSP	72	Gareth KEYS	3:43.681	4	3:42.624	2	3:42.624	119.681	6
22	SSP	77	Danny WEBB	3:42.644	6	-----		3:42.644	119.671	6
23	SSP	97	Seamus ELLIOTT	3:42.778	6	3:44.689	2	3:42.778	119.599	8
24	SSP	78	Michal DOKOUPIL	3:42.866	4	3:45.149	2	3:42.866	119.551	6
25	SSP	98	Paul OWEN	3:43.847	6	3:44.081	2	3:43.847	119.028	8
26	SSP	37	Robert WILSON	3:45.910	4	3:44.277	2	3:44.277	118.799	6
27	SSP	89	Colin STEPHENSON	3:49.204	3	3:44.515	2	3:44.515	118.673	5
28	SSP	90	Ryan KNEEN	3:45.179	6	3:44.575	2	3:44.575	118.642	8
29	SSP	88	Daniel COOPER	3:44.850	3	-----		3:44.850	118.497	3
30	SSP	61	John WALSH	3:45.786	3	3:44.893	3	3:44.893	118.474	6
31	SSP	43	Mark PARRETT	3:44.956	5	3:49.423	2	3:44.956	118.441	7
32	SSP	22	Stephen McILVENNA	3:46.027	7	3:45.484	2	3:45.484	118.163	9
33	SSP	94	Ben WYLIE	3:46.841	6	3:45.871	2	3:45.871	117.961	8
34	SSP	74	Connor BEHAN	3:46.278	5	3:46.917	2	3:46.278	117.749	7
35	SSP	95	Xavier DENIS	3:49.033	6	3:46.909	2	3:46.909	117.421	8
36	SSP	23	Dennis BOOTH	3:48.373	6	3:51.089	2	3:48.373	116.669	8
37	SSP	31	Shaun ANDERSON	3:48.418	5	3:49.498	2	3:48.418	116.646	7
38	SSP	27	Nuno CAETANO	3:49.624	3	3:49.019	2	3:49.019	116.340	5
39	SSP	19	Paul JORDAN	3:52.304	5	3:49.411	2	3:49.411	116.141	7
40	SSP	33	Paul CRANSTON	3:49.466	6	3:51.978	2	3:49.466	116.113	8
41	SSP	11	Stephen THOMPSON	3:51.128	2	-----		3:51.128	115.278	2
42	SSP	21	Alan CONNOR	3:51.576	4	3:57.541	2	3:51.576	115.055	6
43	SSP	58	Gary MILLER	3:51.906	5	3:57.026	2	3:51.906	114.891	7
44	SSP	41	Neil GREGORY	3:53.308	4	3:55.578	2	3:53.308	114.201	6
45	SSP	76	Davide ANSALDI	3:53.485	6	-----		3:53.485	114.114	6
46	SSP	50	Emmett BURKE	3:57.232	4	3:54.256	2	3:54.256	113.739	6
47	SSP	34	Craig GIBSON	3:57.224	6	3:55.377	2	3:55.377	113.197	8
48	SSP	17	Mark GOODINGS	3:55.920	4	3:55.917	1	3:55.917	112.938	5
49	SSP	83	Maria COSTELLO	3:58.023	3	3:56.303	2	3:56.303	112.753	5
50	SSP	80	Darren COOPER	4:02.857	3	3:56.465	2	3:56.465	112.676	5
51	SSP	32	Pierre FAVRE	3:56.870	5	3:58.759	2	3:56.870	112.483	7
52	SSP	84	Sam DUNLOP	4:04.897	3	4:07.991	1	4:04.897	108.797	4
53	SSP	81	Dave WALSH	4:08.075	1	4:06.398	1	4:06.398	108.134	2

Non Qualifiers

SSP	39	Michael LEE	4:19.093	0	-----				0
SSP	38	Andrew SELLARS	4:08.801	0	4:13.201	0			0
SSP	28	Patricia FERNANDEZ	4:13.183	0	4:07.046	1			1

Provisional result to be confirmed by the Stewards of the Meeting subject to completion of technical inspections & the time limit for protests

Page 1 / 1

Circuit	Dundrod	Signed		Organising Club	Dundrod & District MCC
Length(miles)	7.4011	Lap 1 (7.2763)	Chief Timekeeper		
Weather		Issued At:			
Track					

METZELER ULSTER GRAND PRIX

SUPERSPORT

Race 2 - Lidl Supersport

Saturday, 16 August 2014



Pos	Class	No	Name	Machine / Sponsor	Gp	Laps	Total Time	Behind	Speed	-----Best Lap-----		
										Time	Speed	On
Race Classification												
1	SSP	5	Bruce ANSTEY	Honda - Valvoline Racing by Padgetts	a	6	21:27.362		123.830	3:31.313	126.088	5
2	SSP	13	Lee JOHNSTON	Honda - ECC / Pirtek	a	6	21:33.801	6.439	123.214	3:32.120	125.608	4
3	SSP	4	Guy MARTIN	Suzuki - Tyco Suzuki by TAS Racing	a	6	21:46.118	18.756	122.052	3:34.106	124.443	3
4	SSP	29	Ivan LINTIN	Honda - Taylor Lindsey Racing	a	6	22:06.783	39.421	120.151	3:37.602	122.444	6
5	SSP	9	James COWTON	Honda - Cowton Racing	a	6	22:10.555	43.193	119.811	3:37.523	122.488	5
6	SSP	52	Russ MOUNTFORD	Triumph 675 - Silicone Engineering Racing	a	6	22:13.377	46.015	119.557	3:40.067	121.072	6
7	SSP	40	Daley MATHISON	Suzuki - Hol-Taj/Team Classic Suzuki	a	6	22:14.000	46.638	119.501	3:40.000	121.109	5
8	SSP	24	Steve MERCER	Suzuki - Team Traction Control	a	6	22:21.207	53.845	118.859	3:40.133	121.036	4
9	SSP	65	Michael SWEENEY	Yamaha - Tracblast	a	6	22:21.471	54.109	118.836	3:39.678	121.286	5
10	SSP	15	Derek SHEILS	Yamaha - CD-IC Racing	a	6	22:21.718	54.356	118.814	3:39.639	121.308	5
11	SSP	111	Paul SHOESMITH	Yamaha - Ice Valley by Motorsave	b	6	22:48.751	1:21.389	116.467	3:44.476	118.694	5
12	SSP	89	Colin STEPHENSON	Yamaha - CS Racing	b	6	22:49.812	1:22.450	116.377	3:44.022	118.935	5
13	SSP	97	Seamus ELLIOTT	Suzuki	b	6	22:49.852	1:22.490	116.374	3:43.646	119.135	5
14	SSP	54	Christian ELKIN	Triumph 675	a	6	22:54.732	1:27.370	115.960	3:45.495	118.158	5
15	SSP	72	Gareth KEYS	Honda - B & W Racing	b	6	22:57.468	1:30.106	115.730	3:46.158	117.811	5
16	SSP	90	Ryan KNEEN	Kawasaki - Ryan Kneen Racing	b	6	23:03.318	1:35.956	115.241	3:43.302	119.318	5
17	SSP	37	Robert WILSON	Yamaha - Stoddart Racing	b	6	23:06.488	1:39.126	114.977	3:48.570	116.568	3
18	SSP	95	Xavier DENIS	Kawasaki	b	6	23:18.233	1:50.871	114.011	3:50.635	115.524	6
19	SSP	31	Shaun ANDERSON	Suzuki - Doons Stores	b	6	23:18.460	1:51.098	113.993	3:48.603	116.551	4
20	SSP	27	Nuno CAETANO	Kawasaki - KS Team of Portugal	c	6	23:31.705	2:04.343	112.923	3:53.168	114.269	4
21	SSP	33	Paul CRANSTON	Honda - P & J Fuel Haulage	b	6	23:33.308	2:05.946	112.795	3:52.164	114.764	5
22	SSP	22	Stephen McILVENNA	Yamaha	b	6	23:39.589	2:12.227	112.296	3:48.788	116.457	3
23	SSP	80	Darren COOPER	Kawasaki	c	6	23:39.591	2:12.229	112.296	3:52.677	114.511	5
24	SSP	94	Ben WYLIE	Bimota - bimota.uk.com	b	6	23:40.763	2:13.401	112.203	3:51.908	114.890	4
25	SSP	61	John WALSH	Yamaha	b	6	23:45.120	2:17.758	111.860	3:53.857	113.933	5
26	SSP	58	Gary MILLER	Suzuki - RMC	c	6	23:58.539	2:31.177	110.817	3:56.647	112.589	4
27	SSP	41	Neil GREGORY	Triumph 675 - Quelch Afterdark Racing	c	6	24:11.789	2:44.427	109.806	4:00.413	110.826	5
28	SSP	28	Patricia FERNANDEZ	Yamaha - Magic Bullet	c	5	20:46.888	1 Lap	106.482	4:03.895	109.244	5

Fastest Lap


SSP	5	Bruce ANSTEY	Honda - Valvoline Racing by Padgetts	a						3:31.313	126.088	5
-----	---	--------------	--------------------------------------	---	--	--	--	--	--	----------	---------	---

Not Classified

DNF	SSP	6	William DUNLOP	Suzuki - Tyco Suzuki by TAS Racing	a	5	17:50.940	1 Lap	123.976	3:31.388	126.043	5
DNF	SSP	98	Paul OWEN	Yamaha - Team #98	b	5	20:21.599	2:30.659	108.686	3:52.049	114.820	4
DNF	SSP	43	Mark PARRETT	Yamaha - Mark Parrett Racing	b	4	15:38.880	2 Laps	113.035	3:49.314	116.190	3
DNF	SSP	38	Andrew SELLARS	Kawasaki	c	4	16:42.856	1:03.976	105.824	4:05.049	108.729	4
DNF	SSP	17	Mark GOODINGS	Kawasaki - IPG Racing	c	4	16:44.856	1:05.976	105.614	4:07.234	107.768	3
DNF	SSP	64	David MULLIGAN	Yamaha	b	3	12:15.254	3 Laps	108.102	4:00.824	110.637	2
DNF	SSP	1	Michael DUNLOP	Honda - MD Racing	a	2	7:30.263	4 Laps	117.351	3:46.914	117.419	2
DNF	SSP	21	Alan CONNOR	Yamaha - Connor Racing	c	2	8:03.380	33.117	109.311	3:58.421	111.752	2
DNF	SSP	2	Ian HUTCHINSON	Yamaha - Milwaukee Yamaha	a	1	3:58.784	5 Laps	109.700	3:58.784	109.700	1

Provisional result to be confirmed by the Stewards of the Meeting subject to completion of technical inspections & the time limit for protests

Page 1 / 1

Circuit	Dundrod	Signed		Organising Club	Dundrod & District MCC
Length(miles)	7.4011 Lap 1 (7.2763)		Chief Timekeeper	Race Started	14:24
Weather	Cloudy	Issued At:	14:51	Gp Time Diff - b 31.17 / c 60.31	
Track	Mainly Dry / Damp Patches				



MCUI Ulster
Centre Timing
powered by
e-Laps timing software

www.elaps-timing.com



METZELER ULSTER GRAND PRIX

SUPERSPORT

Race 2 - Lidl Supersport

Saturday, 16 August 2014

DETAILED RESULT



Race Classification

1 5 Bruce ANSTEY

Total Time **21:27.362** Avg Speed **123.830** Behind
Best Time **3:31.313** Best Speed **126.088** On **5** Gp **a**

Lap	Elapsed Time	Lap Time	Lap Speed
1	3:42.671	3:42.671	117.638
2	7:17.052	3:34.381	124.283
3	10:48.404	3:31.352	126.064
4	14:19.778	3:31.374	126.051
5	17:51.091	3:31.313	126.088
6	21:27.362	3:36.271	123.197

2 13 Lee JOHNSTON

Total Time **21:33.801** Avg Speed **123.214** Behind **6.439**
Best Time **3:32.120** Best Speed **125.608** On **4** Gp **a**

Lap	Elapsed Time	Lap Time	Lap Speed
1	3:42.930	3:42.930	117.502
2	7:17.977	3:35.047	123.898
3	10:50.203	3:32.226	125.545
4	14:22.323	3:32.120	125.608
5	17:55.797	3:33.474	124.811
6	21:33.801	3:38.004	122.218

3 4 Guy MARTIN

Total Time **21:46.118** Avg Speed **122.052** Behind **18.756**
Best Time **3:34.106** Best Speed **124.443** On **3** Gp **a**

Lap	Elapsed Time	Lap Time	Lap Speed
1	3:42.561	3:42.561	117.697
2	7:17.895	3:35.334	123.733
3	10:52.001	3:34.106	124.443
4	14:28.080	3:36.079	123.307
5	18:04.078	3:35.998	123.353
6	21:46.118	3:42.040	119.996

4 29 Ivan LINTIN

Total Time **22:06.783** Avg Speed **120.151** Behind **39.421**
Best Time **3:37.602** Best Speed **122.444** On **6** Gp **a**

Lap	Elapsed Time	Lap Time	Lap Speed
1	3:51.679	3:51.679	113.065
2	7:32.149	3:40.470	120.851
3	11:12.161	3:40.012	121.102
4	14:51.366	3:39.205	121.548
5	18:29.181	3:37.815	122.324
6	22:06.783	3:37.602	122.444

Race Classification

5 9 James COWTON

Total Time **22:10.555** Avg Speed **119.811** Behind **43.193**
Best Time **3:37.523** Best Speed **122.488** On **5** Gp **a**

Lap	Elapsed Time	Lap Time	Lap Speed
1	3:47.087	3:47.087	115.351
2	7:29.567	3:42.480	119.759
3	11:12.003	3:42.436	119.783
4	14:53.112	3:41.109	120.501
5	18:30.635	3:37.523	122.488
6	22:10.555	3:39.920	121.153

6 52 Russ MOUNTFORD

Total Time **22:13.377** Avg Speed **119.557** Behind **46.015**
Best Time **3:40.067** Best Speed **121.072** On **6** Gp **a**

Lap	Elapsed Time	Lap Time	Lap Speed
1	3:47.874	3:47.874	114.952
2	7:29.171	3:41.297	120.399
3	11:11.660	3:42.489	119.754
4	14:53.033	3:41.373	120.358
5	18:33.310	3:40.277	120.957
6	22:13.377	3:40.067	121.072

7 40 Daley MATHISON

Total Time **22:14.000** Avg Speed **119.501** Behind **46.638**
Best Time **3:40.000** Best Speed **121.109** On **5** Gp **a**

Lap	Elapsed Time	Lap Time	Lap Speed
1	3:48.517	3:48.517	114.629
2	7:30.180	3:41.663	120.200
3	11:12.539	3:42.359	119.824
4	14:53.434	3:40.895	120.618
5	18:33.434	3:40.000	121.109
6	22:14.000	3:40.566	120.798

8 24 Steve MERCER

Total Time **22:21.207** Avg Speed **118.859** Behind **53.845**
Best Time **3:40.133** Best Speed **121.036** On **4** Gp **a**

Lap	Elapsed Time	Lap Time	Lap Speed
1	3:53.988	3:53.988	111.949
2	7:38.014	3:44.026	118.932
3	11:20.578	3:42.564	119.714
4	15:00.711	3:40.133	121.036
5	18:40.857	3:40.146	121.029
6	22:21.207	3:40.350	120.917



MCUI Ulster
Centre Timing
powered by
e-Laps timing software

www.elaps-timing.com



METZELER ULSTER GRAND PRIX

SUPERSPORT

Race 2 - Lidl Supersport

Saturday, 16 August 2014

DETAILED RESULT



Race Classification

9 65 Michael SWEENEY

Total Time **22:21.471** Avg Speed **118.836** Behind **54.109**
Best Time **3:39.678** Best Speed **121.286** On **5** Gp **a**

Lap	Elapsed Time	Lap Time	Lap Speed
1	3:50.895	3:50.895	113.448
2	7:36.561	3:45.666	118.068
3	11:21.825	3:45.264	118.279
4	15:01.576	3:39.751	121.246
5	18:41.254	3:39.678	121.286
6	22:21.471	3:40.217	120.990

10 15 Derek SHEILS

Total Time **22:21.718** Avg Speed **118.814** Behind **54.356**
Best Time **3:39.639** Best Speed **121.308** On **5** Gp **a**

Lap	Elapsed Time	Lap Time	Lap Speed
1	3:54.164	3:54.164	111.865
2	7:37.883	3:43.719	119.096
3	11:21.336	3:43.453	119.237
4	15:00.985	3:39.649	121.302
5	18:40.624	3:39.639	121.308
6	22:21.718	3:41.094	120.510

11 111 Paul SHOESMITH

Total Time **22:48.751** Avg Speed **116.467** Behind **1:21.389**
Best Time **3:44.476** Best Speed **118.694** On **5** Gp **b**

Lap	Elapsed Time	Lap Time	Lap Speed
1	3:55.269	3:55.269	111.339
2	7:44.750	3:49.481	116.105
3	11:31.386	3:46.636	117.563
4	15:16.896	3:45.510	118.150
5	19:01.372	3:44.476	118.694
6	22:48.751	3:47.379	117.179

12 89 Colin STEPHENSON

Total Time **22:49.812** Avg Speed **116.377** Behind **1:22.450**
Best Time **3:44.022** Best Speed **118.935** On **5** Gp **b**

Lap	Elapsed Time	Lap Time	Lap Speed
1	3:56.225	3:56.225	110.889
2	7:44.815	3:48.590	116.558
3	11:32.398	3:47.583	117.074
4	15:17.404	3:45.006	118.414
5	19:01.426	3:44.022	118.935
6	22:49.812	3:48.386	116.662

Race Classification

13 97 Seamus ELLIOTT

Total Time **22:49.852** Avg Speed **116.374** Behind **1:22.490**
Best Time **3:43.646** Best Speed **119.135** On **5** Gp **b**

Lap	Elapsed Time	Lap Time	Lap Speed
1	3:54.275	3:54.275	111.812
2	7:44.921	3:50.646	115.519
3	11:31.761	3:46.840	117.457
4	15:17.667	3:45.906	117.943
5	19:01.313	3:43.646	119.135
6	22:49.852	3:48.539	116.584

14 54 Christian ELKIN

Total Time **22:54.732** Avg Speed **115.960** Behind **1:27.370**
Best Time **3:45.495** Best Speed **118.158** On **5** Gp **a**

Lap	Elapsed Time	Lap Time	Lap Speed
1	3:55.730	3:55.730	111.122
2	7:43.725	3:47.995	116.862
3	11:31.575	3:47.850	116.936
4	15:19.687	3:48.112	116.802
5	19:05.182	3:45.495	118.158
6	22:54.732	3:49.550	116.070

15 72 Gareth KEYS

Total Time **22:57.468** Avg Speed **115.730** Behind **1:30.106**
Best Time **3:46.158** Best Speed **117.811** On **5** Gp **b**

Lap	Elapsed Time	Lap Time	Lap Speed
1	3:58.071	3:58.071	110.029
2	7:48.826	3:50.755	115.464
3	11:36.656	3:47.830	116.947
4	15:22.842	3:46.186	117.797
5	19:09.000	3:46.158	117.811
6	22:57.468	3:48.468	116.620

16 90 Ryan KNEEN

Total Time **23:03.318** Avg Speed **115.241** Behind **1:35.956**
Best Time **3:43.302** Best Speed **119.318** On **5** Gp **b**

Lap	Elapsed Time	Lap Time	Lap Speed
1	4:04.244	4:04.244	107.248
2	7:58.704	3:54.460	113.640
3	11:47.455	3:48.751	116.476
4	15:33.219	3:45.764	118.017
5	19:16.521	3:43.302	119.318
6	23:03.318	3:46.797	117.479



MCUI Ulster
Centre Timing
powered by
e-Laps timing software

www.elaps-timing.com



METZELER ULSTER GRAND PRIX

SUPERSPORT

Race 2 - Lidl Supersport

Saturday, 16 August 2014

DETAILED RESULT



Race Classification

17 37 Robert WILSON

Total Time **23:06.488** Avg Speed **114.977** Behind **1:39.126**
Best Time **3:48.570** Best Speed **116.568** On **3** Gp **b**

Lap	Elapsed Time	Lap Time	Lap Speed
1	3:58.203	3:58.203	109.968
2	7:46.921	3:48.718	116.493
3	11:35.491	3:48.570	116.568
4	15:25.051	3:49.560	116.065
5	19:15.055	3:50.004	115.841
6	23:06.488	3:51.433	115.126

18 95 Xavier DENIS

Total Time **23:18.233** Avg Speed **114.011** Behind **1:50.871**
Best Time **3:50.635** Best Speed **115.524** On **6** Gp **b**

Lap	Elapsed Time	Lap Time	Lap Speed
1	3:58.444	3:58.444	109.857
2	7:50.760	3:52.316	114.688
3	11:44.181	3:53.421	114.146
4	15:36.323	3:52.142	114.774
5	19:27.598	3:51.275	115.205
6	23:18.233	3:50.635	115.524

19 31 Shaun ANDERSON

Total Time **23:18.460** Avg Speed **113.993** Behind **1:51.098**
Best Time **3:48.603** Best Speed **116.551** On **4** Gp **b**

Lap	Elapsed Time	Lap Time	Lap Speed
1	4:04.901	4:04.901	106.960
2	8:00.750	3:55.849	112.970
3	11:49.625	3:48.875	116.413
4	15:38.228	3:48.603	116.551
5	19:27.659	3:49.431	116.131
6	23:18.460	3:50.801	115.441

20 27 Nuno CAETANO

Total Time **23:31.705** Avg Speed **112.923** Behind **2:04.343**
Best Time **3:53.168** Best Speed **114.269** On **4** Gp **c**

Lap	Elapsed Time	Lap Time	Lap Speed
1	4:00.788	4:00.788	108.787
2	7:54.755	3:53.967	113.879
3	11:48.468	3:53.713	114.003
4	15:41.636	3:53.168	114.269
5	19:35.902	3:54.266	113.734
6	23:31.705	3:55.803	112.992

Race Classification

21 33 Paul CRANSTON

Total Time **23:33.308** Avg Speed **112.795** Behind **2:05.946**
Best Time **3:52.164** Best Speed **114.764** On **5** Gp **b**

Lap	Elapsed Time	Lap Time	Lap Speed
1	4:04.577	4:04.577	107.102
2	8:00.680	3:56.103	112.849
3	11:54.316	3:53.636	114.040
4	15:47.101	3:52.785	114.457
5	19:39.265	3:52.164	114.764
6	23:33.308	3:54.043	113.842

22 22 Stephen McILVENNA

Total Time **23:39.589** Avg Speed **112.296** Behind **2:12.227**
Best Time **3:48.788** Best Speed **116.457** On **3** Gp **b**

Lap	Elapsed Time	Lap Time	Lap Speed
1	4:26.512	4:26.512	98.287
2	8:18.182	3:51.670	115.008
3	12:06.970	3:48.788	116.457
4	15:56.649	3:49.679	116.005
5	19:47.243	3:50.594	115.545
6	23:39.589	3:52.346	114.674

23 80 Darren COOPER

Total Time **23:39.591** Avg Speed **112.296** Behind **2:12.229**
Best Time **3:52.677** Best Speed **114.511** On **5** Gp **c**

Lap	Elapsed Time	Lap Time	Lap Speed
1	4:03.886	4:03.886	107.405
2	8:03.184	3:59.298	111.342
3	12:00.156	3:56.972	112.435
4	15:53.606	3:53.450	114.131
5	19:46.283	3:52.677	114.511
6	23:39.591	3:53.308	114.201

24 94 Ben WYLIE

Total Time **23:40.763** Avg Speed **112.203** Behind **2:13.401**
Best Time **3:51.908** Best Speed **114.890** On **4** Gp **b**

Lap	Elapsed Time	Lap Time	Lap Speed
1	4:12.041	4:12.041	103.930
2	8:09.479	3:57.438	112.214
3	12:04.337	3:54.858	113.447
4	15:56.245	3:51.908	114.890
5	19:48.761	3:52.516	114.590
6	23:40.763	3:52.002	114.844



MCUI Ulster
Centre Timing
powered by
e-Laps timing software

www.elaps-timing.com



METZELER ULSTER GRAND PRIX

SUPERSPORT

Race 2 - Lidl Supersport

Saturday, 16 August 2014

DETAILED RESULT



Race Classification

25 61 John WALSH

Total Time **23:45.120** Avg Speed **111.860** Behind **2:17.758**
Best Time **3:53.857** Best Speed **113.933** On **5** Gp **b**

Lap	Elapsed Time	Lap Time	Lap Speed
1	4:08.762	4:08.762	105.300
2	8:07.677	3:58.915	111.521
3	12:02.534	3:54.857	113.448
4	15:56.641	3:54.107	113.811
5	19:50.498	3:53.857	113.933
6	23:45.120	3:54.622	113.561

26 58 Gary MILLER

Total Time **23:58.539** Avg Speed **110.817** Behind **2:31.177**
Best Time **3:56.647** Best Speed **112.589** On **4** Gp **c**

Lap	Elapsed Time	Lap Time	Lap Speed
1	4:01.762	4:01.762	108.349
2	7:59.804	3:58.042	111.930
3	12:00.042	4:00.238	110.907
4	15:56.689	3:56.647	112.589
5	19:56.672	3:59.983	111.024
6	23:58.539	4:01.867	110.160

27 41 Neil GREGORY

Total Time **24:11.789** Avg Speed **109.806** Behind **2:44.427**
Best Time **4:00.413** Best Speed **110.826** On **5** Gp **c**

Lap	Elapsed Time	Lap Time	Lap Speed
1	4:04.370	4:04.370	107.193
2	8:05.107	4:00.737	110.677
3	12:06.828	4:01.721	110.226
4	16:07.932	4:01.104	110.508
5	20:08.345	4:00.413	110.826
6	24:11.789	4:03.444	109.446

28 28 Patricia FERNANDEZ

Total Time **20:46.888** Avg Speed **106.482** Behind **1 Lap**
Best Time **4:03.895** Best Speed **109.244** On **5** Gp **c**

Lap	Elapsed Time	Lap Time	Lap Speed
1	4:18.121	4:18.121	101.482
2	8:30.229	4:12.108	105.685
3	12:38.190	4:07.961	107.452
4	16:42.993	4:04.803	108.838
5	20:46.888	4:03.895	109.244

Not Classified

Not Classified

DNF 6 William DUNLOP

Total Time **17:50.940** Avg Speed **123.976** Behind **1 Lap**
Best Time **3:31.388** Best Speed **126.043** On **5** Gp **a**

Lap	Elapsed Time	Lap Time	Lap Speed
1	3:40.310	3:40.310	118.899
2	7:15.026	3:34.716	124.089
3	10:47.911	3:32.885	125.157
4	14:19.552	3:31.641	125.892
5	17:50.940	3:31.388	126.043

DNF 98 Paul OWEN

Total Time **20:21.599** Avg Speed **108.686** Behind **2:30.659**
Best Time **3:52.049** Best Speed **114.820** On **4** Gp **b**

Lap	Elapsed Time	Lap Time	Lap Speed
1	4:05.200	4:05.200	106.830
2	8:01.593	3:56.393	112.710
3	11:55.270	3:53.677	114.020
4	15:47.319	3:52.049	114.820
5	20:21.599	4:34.280	97.141

DNF 43 Mark PARRETT

Total Time **15:38.880** Avg Speed **113.035** Behind **2 Laps**
Best Time **3:49.314** Best Speed **116.190** On **3** Gp **b**

Lap	Elapsed Time	Lap Time	Lap Speed
1	4:04.814	4:04.814	106.998
2	7:59.749	3:54.935	113.410
3	11:49.063	3:49.314	116.190
4	15:38.880	3:49.817	115.936

DNF 38 Andrew SELLARS

Total Time **16:42.856** Avg Speed **105.824** Behind **1:03.976**
Best Time **4:05.049** Best Speed **108.729** On **4** Gp **c**

Lap	Elapsed Time	Lap Time	Lap Speed
1	4:17.782	4:17.782	101.616
2	8:29.723	4:11.941	105.755
3	12:37.807	4:08.084	107.399
4	16:42.856	4:05.049	108.729

DNF 17 Mark GOODINGS

Total Time **16:44.856** Avg Speed **105.614** Behind **1:05.976**
Best Time **4:07.234** Best Speed **107.768** On **3** Gp **c**

Lap	Elapsed Time	Lap Time	Lap Speed
1	4:14.579	4:14.579	102.894
2	8:22.854	4:08.275	107.316
3	12:30.088	4:07.234	107.768
4	16:44.856	4:14.768	104.581

METZELER ULSTER GRAND PRIX

SUPERSPORT

Race 2 - Lidl Supersport

Saturday, 16 August 2014

DETAILED RESULT



Not Classified

DNF 64 David MULLIGAN

Total Time **12:15.254** Avg Speed **108.102** Behind **3 Laps**

Best Time **4:00.824** Best Speed **110.637** On **2** Gp **b**

Lap	Elapsed Time	Lap Time	Lap Speed
1	4:05.826	4:05.826	106.558
2	8:06.650	4:00.824	110.637
3	12:15.254	4:08.604	107.174

DNF 1 Michael DUNLOP

Total Time **7:30.263** Avg Speed **117.351** Behind **4 Laps**

Best Time **3:46.914** Best Speed **117.419** On **2** Gp **a**

Lap	Elapsed Time	Lap Time	Lap Speed
1	3:43.349	3:43.349	117.281
2	7:30.263	3:46.914	117.419

DNF 21 Alan CONNOR

Total Time **8:03.380** Avg Speed **109.311** Behind **33.117**

Best Time **3:58.421** Best Speed **111.752** On **2** Gp **c**

Lap	Elapsed Time	Lap Time	Lap Speed
1	4:04.959	4:04.959	106.935
2	8:03.380	3:58.421	111.752

DNF 2 Ian HUTCHINSON

Total Time **3:58.784** Avg Speed **109.700** Behind **5 Laps**

Best Time **3:58.784** Best Speed **109.700** On **1** Gp **a**

Lap	Elapsed Time	Lap Time	Lap Speed
1	3:58.784	3:58.784	109.700



MCUI Ulster
Centre Timing
powered by
e-Laps timing software

www.elaps-timing.com



METZELER ULSTER GRAND PRIX

SUPERSPORT

Race 2 - Lidl Supersport

LAP CHART

**1**

No	Name	G	Elapsed Time	Lap Time
6	William DUNLOP	a	3:40.310	3:40.310
4	Guy MARTIN	a	3:42.561	3:42.561
5	Bruce ANSTEY	a	3:42.671	3:42.671
13	Lee JOHNSTON	a	3:42.930	3:42.930
1	Michael DUNLOP	a	3:43.349	3:43.349
9	James COWTON	a	3:47.087	3:47.087
52	Russ MOUNTFORD	a	3:47.874	3:47.874
40	Daley MATHISON	a	3:48.517	3:48.517
65	Michael SWEENEY	a	3:50.895	3:50.895
29	Ivan LINTIN	a	3:51.679	3:51.679
24	Steve MERCER	a	3:53.988	3:53.988
15	Derek SHEILS	a	3:54.164	3:54.164
97	Seamus ELLIOTT	b	3:54.275	3:54.275
111	Paul SHOESMITH	b	3:55.269	3:55.269
54	Christian ELKIN	a	3:55.730	3:55.730
89	Colin STEPHENSON	b	3:56.225	3:56.225
72	Gareth KEYS	b	3:58.071	3:58.071
37	Robert WILSON	b	3:58.203	3:58.203
95	Xavier DENIS	b	3:58.444	3:58.444
2	Ian HUTCHINSON	a	3:58.784	3:58.784
27	Nuno CAETANO	c	4:00.788	4:00.788
58	Gary MILLER	c	4:01.762	4:01.762
80	Darren COOPER	c	4:03.886	4:03.886
90	Ryan KNEEN	b	4:04.244	4:04.244
41	Neil GREGORY	c	4:04.370	4:04.370
33	Paul CRANSTON	b	4:04.577	4:04.577
43	Mark PARRETT	b	4:04.814	4:04.814
31	Shaun ANDERSON	b	4:04.901	4:04.901
21	Alan CONNOR	c	4:04.959	4:04.959
98	Paul OWEN	b	4:05.200	4:05.200
64	David MULLIGAN	b	4:05.826	4:05.826
61	John WALSH	b	4:08.762	4:08.762
94	Ben WYLIE	b	4:12.041	4:12.041
17	Mark GOODINGS	c	4:14.579	4:14.579
38	Andrew SELLARS	c	4:17.782	4:17.782
28	Patricia FERNANDEZ	c	4:18.121	4:18.121
22	Stephen McILVENNA	b	4:26.512	4:26.512

2

No	Name	G	Elapsed Time	Lap Time
6	William DUNLOP	a	7:15.026	3:34.716
5	Bruce ANSTEY	a	7:17.052	3:34.381
4	Guy MARTIN	a	7:17.895	3:35.334
13	Lee JOHNSTON	a	7:17.977	3:35.047
52	Russ MOUNTFORD	a	7:29.171	3:41.297
9	James COWTON	a	7:29.567	3:42.480
40	Daley MATHISON	a	7:30.180	3:41.663
1	Michael DUNLOP	a	7:30.263	3:46.914
29	Ivan LINTIN	a	7:32.149	3:40.470
65	Michael SWEENEY	a	7:36.561	3:45.666
15	Derek SHEILS	a	7:37.883	3:43.719
24	Steve MERCER	a	7:38.014	3:44.026
54	Christian ELKIN	a	7:43.725	3:47.995
111	Paul SHOESMITH	b	7:44.750	3:49.481
89	Colin STEPHENSON	b	7:44.815	3:48.590
97	Seamus ELLIOTT	b	7:44.921	3:50.646
37	Robert WILSON	b	7:46.921	3:48.718
72	Gareth KEYS	b	7:48.826	3:50.755
95	Xavier DENIS	b	7:50.760	3:52.316
27	Nuno CAETANO	c	7:54.755	3:53.967
90	Ryan KNEEN	b	7:58.704	3:54.460
43	Mark PARRETT	b	7:59.749	3:54.935
58	Gary MILLER	c	7:59.804	3:58.042
33	Paul CRANSTON	b	8:00.680	3:56.103
31	Shaun ANDERSON	b	8:00.750	3:55.849
98	Paul OWEN	b	8:01.593	3:56.393
80	Darren COOPER	c	8:03.184	3:59.298
21	Alan CONNOR	c	8:03.380	3:58.421
41	Neil GREGORY	c	8:05.107	4:00.737
64	David MULLIGAN	b	8:06.650	4:00.824
61	John WALSH	b	8:07.677	3:58.915
94	Ben WYLIE	b	8:09.479	3:57.438
22	Stephen McILVENNA	b	8:18.182	3:51.670
17	Mark GOODINGS	c	8:22.854	4:08.275
38	Andrew SELLARS	c	8:29.723	4:11.941
28	Patricia FERNANDEZ	c	8:30.229	4:12.108

3

No	Name	G	Elapsed Time	Lap Time
6	William DUNLOP	a	10:47.911	3:32.885
5	Bruce ANSTEY	a	10:48.404	3:31.352
13	Lee JOHNSTON	a	10:50.203	3:32.226
4	Guy MARTIN	a	10:52.001	3:34.106
52	Russ MOUNTFORD	a	11:11.660	3:42.489
9	James COWTON	a	11:12.003	3:42.436
29	Ivan LINTIN	a	11:12.161	3:40.012
40	Daley MATHISON	a	11:12.539	3:42.359
24	Steve MERCER	a	11:20.578	3:42.564
15	Derek SHEILS	a	11:21.336	3:43.453
65	Michael SWEENEY	a	11:21.825	3:45.264
111	Paul SHOESMITH	b	11:31.386	3:46.636
54	Christian ELKIN	a	11:31.575	3:47.850
97	Seamus ELLIOTT	b	11:31.761	3:46.840
89	Colin STEPHENSON	b	11:32.398	3:47.583
37	Robert WILSON	b	11:35.491	3:48.570
72	Gareth KEYS	b	11:36.656	3:47.830
95	Xavier DENIS	b	11:44.181	3:53.421
90	Ryan KNEEN	b	11:47.455	3:48.751
27	Nuno CAETANO	c	11:48.468	3:53.713
43	Mark PARRETT	b	11:49.063	3:49.314
31	Shaun ANDERSON	b	11:49.625	3:48.875
33	Paul CRANSTON	b	11:54.316	3:53.636
98	Paul OWEN	b	11:55.270	3:53.677
58	Gary MILLER	c	12:00.042	4:00.238
80	Darren COOPER	c	12:00.156	3:56.972
61	John WALSH	b	12:02.534	3:54.857
94	Ben WYLIE	b	12:04.337	3:54.858
41	Neil GREGORY	c	12:06.828	4:01.721
22	Stephen McILVENNA	b	12:06.970	3:48.788
64	David MULLIGAN	b	12:15.254	4:08.604
17	Mark GOODINGS	c	12:30.088	4:07.234
38	Andrew SELLARS	c	12:37.807	4:08.084
28	Patricia FERNANDEZ	c	12:38.190	4:07.961

METZELER ULSTER GRAND PRIX

SUPERSPORT

Race 2 - Lidl Supersport

LAP CHART

**4**

No	Name	G	Elapsed Time	Lap Time
6	William DUNLOP	a	14:19.552	3:31.641
5	Bruce ANSTEY	a	14:19.778	3:31.374
13	Lee JOHNSTON	a	14:22.323	3:32.120
4	Guy MARTIN	a	14:28.080	3:36.079
29	Ivan LINTIN	a	14:51.366	3:39.205
52	Russ MOUNTFORD	a	14:53.033	3:41.373
9	James COWTON	a	14:53.112	3:41.109
40	Daley MATHISON	a	14:53.434	3:40.895
24	Steve MERCER	a	15:00.711	3:40.133
15	Derek SHEILS	a	15:00.985	3:39.649
65	Michael SWEENEY	a	15:01.576	3:39.751
111	Paul SHOESMITH	b	15:16.896	3:45.510
89	Colin STEPHENSON	b	15:17.404	3:45.006
97	Seamus ELLIOTT	b	15:17.667	3:45.906
54	Christian ELKIN	a	15:19.687	3:48.112
72	Gareth KEYS	b	15:22.842	3:46.186
37	Robert WILSON	b	15:25.051	3:49.560
90	Ryan KNEEN	b	15:33.219	3:45.764
95	Xavier DENIS	b	15:36.323	3:52.142
31	Shaun ANDERSON	b	15:38.228	3:48.603
43	Mark PARRETT	b	15:38.880	3:49.817
27	Nuno CAETANO	c	15:41.636	3:53.168
33	Paul CRANSTON	b	15:47.101	3:52.785
98	Paul OWEN	b	15:47.319	3:52.049
80	Darren COOPER	c	15:53.606	3:53.450
94	Ben WYLIE	b	15:56.245	3:51.908
61	John WALSH	b	15:56.641	3:54.107
22	Stephen McILVENNA	b	15:56.649	3:49.679
58	Gary MILLER	c	15:56.689	3:56.647
41	Neil GREGORY	c	16:07.932	4:01.104
38	Andrew SELLARS	c	16:42.856	4:05.049
28	Patricia FERNANDEZ	c	16:42.993	4:04.803
17	Mark GOODINGS	c	16:44.856	4:14.768

5

No	Name	G	Elapsed Time	Lap Time
6	William DUNLOP	a	17:50.940	3:31.388
5	Bruce ANSTEY	a	17:51.091	3:31.313
13	Lee JOHNSTON	a	17:55.797	3:33.474
4	Guy MARTIN	a	18:04.078	3:35.998
29	Ivan LINTIN	a	18:29.181	3:37.815
9	James COWTON	a	18:30.635	3:37.523
52	Russ MOUNTFORD	a	18:33.310	3:40.277
40	Daley MATHISON	a	18:33.434	3:40.000
15	Derek SHEILS	a	18:40.624	3:39.639
24	Steve MERCER	a	18:40.857	3:40.146
65	Michael SWEENEY	a	18:41.254	3:39.678
97	Seamus ELLIOTT	b	19:01.313	3:43.646
111	Paul SHOESMITH	b	19:01.372	3:44.476
89	Colin STEPHENSON	b	19:01.426	3:44.022
54	Christian ELKIN	a	19:05.182	3:45.495
72	Gareth KEYS	b	19:09.000	3:46.158
37	Robert WILSON	b	19:15.055	3:50.004
90	Ryan KNEEN	b	19:16.521	3:43.302
95	Xavier DENIS	b	19:27.598	3:51.275
31	Shaun ANDERSON	b	19:27.659	3:49.431
27	Nuno CAETANO	c	19:35.902	3:54.266
33	Paul CRANSTON	b	19:39.265	3:52.164
80	Darren COOPER	c	19:46.283	3:52.677
22	Stephen McILVENNA	b	19:47.243	3:50.594
94	Ben WYLIE	b	19:48.761	3:52.516
61	John WALSH	b	19:50.498	3:53.857
58	Gary MILLER	c	19:56.672	3:59.983
41	Neil GREGORY	c	20:08.345	4:00.413
98	Paul OWEN	b	20:21.599	4:34.280
28	Patricia FERNANDEZ	c	20:46.888	4:03.895

6

No	Name	G	Elapsed Time	Lap Time
5	Bruce ANSTEY	a	21:27.362	3:36.271
13	Lee JOHNSTON	a	21:33.801	3:38.004
4	Guy MARTIN	a	21:46.118	3:42.040
29	Ivan LINTIN	a	22:06.783	3:37.602
9	James COWTON	a	22:10.555	3:39.920
52	Russ MOUNTFORD	a	22:13.377	3:40.067
40	Daley MATHISON	a	22:14.000	3:40.566
24	Steve MERCER	a	22:21.207	3:40.350
65	Michael SWEENEY	a	22:21.471	3:40.217
15	Derek SHEILS	a	22:21.718	3:41.094
111	Paul SHOESMITH	b	22:48.751	3:47.379
89	Colin STEPHENSON	b	22:49.812	3:48.386
97	Seamus ELLIOTT	b	22:49.852	3:48.539
54	Christian ELKIN	a	22:54.732	3:49.550
72	Gareth KEYS	b	22:57.468	3:48.468
90	Ryan KNEEN	b	23:03.318	3:46.797
37	Robert WILSON	b	23:06.488	3:51.433
95	Xavier DENIS	b	23:18.233	3:50.635
31	Shaun ANDERSON	b	23:18.460	3:50.801
27	Nuno CAETANO	c	23:31.705	3:55.803
33	Paul CRANSTON	b	23:33.308	3:54.043
22	Stephen McILVENNA	b	23:39.589	3:52.346
80	Darren COOPER	c	23:39.591	3:53.308
94	Ben WYLIE	b	23:40.763	3:52.002
61	John WALSH	b	23:45.120	3:54.622
58	Gary MILLER	c	23:58.539	4:01.867
41	Neil GREGORY	c	24:11.789	4:03.444

Speed TrapU.G.P. Supersport Race '1'

<u>No.</u>	<u>Name</u>	<u>Lap 1</u>	<u>Lap 2</u>	<u>Lap 3</u>	<u>Lap 4</u>
5	Bruce ANSTEY		167		166
6	William DUNLOP	156	164	168	
9	James COWTON		168	167	
17	Mark GOODINGS			161	150
24	Steve MERCER		164		
27	Nuno CAETANO	142			153
37	Robert WILSON				163
54	Christian ELKIN		163		154
80	Darren COOPER		155		153
95	Xavier DENIS				152
97	Seamus ELLIOTT	146			157