



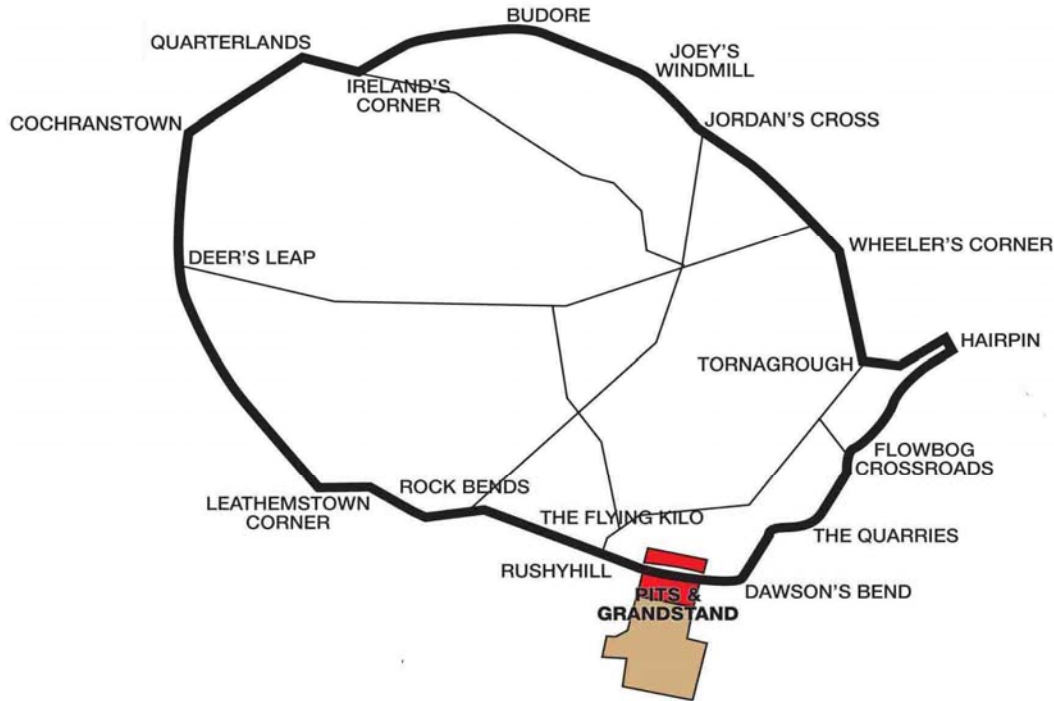
Wednesday 13th – Saturday 16th August 2014

promoted by
Dundrod & District Motorcycle Club
www.ulstergrandprix.net

Around A Pound
SUPERSTOCK



Dundrod Circuit 7.4011 miles



LAP RECORDS

Class	Name	Machine	m s	mph	Year
125cc	William Dunlop	Honda	3 55.017	113.370	2009
Moto 3	Christian Elkin	Honda 250	4 06.683	108.009	2013
250cc	Darran Lindsay	Honda	3 38.634	121.866	2006
400cc	Jason Griffiths	Yamaha 400	3 58.43	111.748	2003
Moto 450	Paul Owen	Yamaha	4 36.889	96.226	2011
Supertwin	Ivan Lintin	Kawasaki 650	3 44.398	118.735	2014
Supersport	Michael Dunlop	Yamaha	3 27.187	128.599	2010
Superstock	Ian Hutchinson	Honda	3 21.599	132.163	2010
Superbike	Bruce Anstey (NZ)	Suzuki	3 18.870	133.977	2010
Challenge Superbike	Peter Hickman	BMW	3 24.303	130.414	2014
National 750cc	Lee Johnston	Honda 600	3 36.269	123.198	2012

MOST WINS at the ULSTER GP

Joey Dunlop	24	1979 - 99	(125 - 2, 250 - 7, 500 - 3, Superbike - 8, F1 - 4)
Ian Lougher	18	1998 - 13	(125 - 4, 250 - 3, Supersport - 3, Superstock - 2, Superbike - 6)
Phillip McCallen	14	1991 - 96	(250 - 6, 400 - 1, Supersport - 3, Superbike - 4)
Guy Martin	11	2006 - 13	(Supersport - 4, Superbike - 7)
Brian Reid	9	1983 - 92	(250 - 4, 350 - 2, 400 - 1, F2 - 1, Supersport - 1)
Robert Dunlop	9	1990 - 03	(125 - 7, Superbike - 2)
Ryan Farquhar	9	2002 - 12	(400 - 1, Supertwin - 4, Supersport - 2, Superstock - 2)
Bruce Anstey (NZ)	8	2003 - 12	(Supersport - 2, Prod'n 600 - 1, Superstock - 2, Superbike - 3)
Stanley Woods	7	1924 - 39	(350 - 1, 500 - 4, Over 600 - 2)
Mike Hailwood	7	1959 - 67	(125 - 1, 250 - 1, 350 - 1, 500 - 4)
Giacomo Agostini (I)	7	1967 - 70	(350 - 4, 500 - 3)
Ray McCullough	7	1971 - 82	(250 - 3, 350 - 4)
Bob Jackson	7	1993 - 97	(SSP - 1, Classic 250 - 3, Classic 500 - 3)
William Dunlop	7	2007 - 13	(125 - 2, 250 - 2, Supersport - 3)
John Surtees	6	1955 - 60	(250 - 1, 350 - 3, 500 - 2)
John Williams	6	1973 - 78	(250 - 1, 350 - 1, 500 - 3, Superbike - 1)
Bill Swallow	6	1994 - 00	(Classic 350 - 3, Classic 500 - 3)
Michael Dunlop	6	2011 - 13	(Supersport - 2, Superstock - 3, Superbike - 1)

MOST WINS at the DUNDROD 150

Joey Dunlop	24	1976 - 94	(125 - 1, 250 - 5, 350 - 2, 500 - 3, Superbike - 13)
Bob Jackson	11	1981 - 98	(250 - 1, Supersport - 2, Superbike - 4, Classic - 4)
Ray McCullough	10	1965 - 82	(250 - 7, 350 - 3)

METZELER ULSTER GRAND PRIX SUPERBIKE / SUPERSTOCK

UGP First Qualifying
Wednesday, 13 August 2014



Superstock First Qualifying

Qualifying Time

4:03.748

Qualifying Speed

109.309


Pos	Class	No	Name	Machine / Sponsor	Best Lap			Total Laps	Qualifying Laps	
					Time	Behind	Speed			
1	STK	1	Michael DUNLOP	BMW - MD Racing	3:25.999		129.340	3	4	3
2	STK	60	Peter HICKMAN	BMW - Ice Valley by Motorsave	3:26.146	0.147	129.248	8	10	9
3	STK	5	Bruce ANSTEY	Honda - Valvoline Racing by Padgetts	3:26.100	1.001	128.715	3	4	3
4	STK	4	Guy MARTIN	Suzuki - Tyco Suzuki by TAS Racing	3:27.011	1.012	128.708	3	5	4
5	STK	11	Stephen THOMPSON	BMW - Bathams prize winning ales	3:27.945	1.946	128.130	3	5	4
6	STK	13	Lee JOHNSTON	Honda - ECC / Pirtek	3:29.015	3.016	127.474	3	4	3
7	STK	15	Derek SHEILS	Kawasaki - CD Racing	3:29.337	3.338	127.278	2	9	6
8	STK	14	Dan KNEEN	Suzuki - Marks Bloom Racing	3:29.463	3.464	127.201	5	7	6
9	STK	29	Ivan LINTIN	Honda - Taylor Lindsey Racing	3:30.744	4.745	126.428	2	4	3
10	STK	19	Rob BARBER	BMW - Block Solutions	3:30.994	4.995	126.278	4	10	9
11	STK	97	Seamus ELLIOTT	Kawasaki - D & G W Racing	3:31.030	5.031	126.257	5	7	5
12	STK	52	Russ MOUNTFORD	Kawasaki - Silicone Engineering Racing	3:32.009	6.010	125.674	11	11	9
13	STK	12	Dean HARRISON	Kawasaki - RC Express Racing by MSS	3:33.137	7.138	125.009	4	4	4
14	STK	111	Paul SHOESMITH	BMW - Ice Valley by Motorsave	3:33.669	7.670	124.697	7	11	10
15	STK	24	Steve MERCER	Suzuki - Team Traction Control	3:33.766	7.767	124.641	4	5	4
16	STK	98	Paul OWEN	Honda - Team #98	3:34.320	8.321	124.319	6	8	6
17	STK	94	Ben WYLIE	Bimota - bimota.uk.com	3:35.287	9.288	123.760	7	9	8
18	STK	65	Michael SWEENEY	Kawasaki - MJR Racing	3:36.091	10.092	123.300	2	2	2
19	STK	43	Mark PARRETT	BMW - C & C Ltd.	3:36.675	10.676	122.967	6	9	7
20	STK	71	Davy MORGAN	Honda - CMS	3:36.973	10.974	122.799	2	4	3
21	STK	25	Ivan SHANLEY	Suzuki - Raymond Lilley Electrical	3:37.078	11.079	122.739	4	4	3
22	STK	36	Fabrice MIGUET	Honda	3:37.755	11.756	122.358	5	8	6
23	STK	27	Nuno CAETANO	Kawasaki - KS Team of Portugal	3:38.962	12.963	121.683	2	6	5
24	STK	16	Dave HEWSON	Aprilia - Obsession Engineering	3:38.976	12.977	121.675	7	9	7
25	STK	70	Phillip CROWE	BMW - Handtrans-Objektum-Fleetwood	3:39.747	13.748	121.248	10	10	7
26	STK	66	Tom McHALE	Honda	3:40.678	14.679	120.737	4	5	4
27	STK	17	Mark GOODINGS	Kawasaki - IPG Racing	3:40.896	14.897	120.618	7	10	8
28	STK	21	Alan CONNOR	Suzuki - Connor Racing	3:41.320	15.321	120.387	3	8	6
29	STK	41	Neil GREGORY	Honda - Quelch Afterdark Racing	3:41.627	15.628	120.220	5	7	6
30	STK	23	Dennis BOOTH	Suzuki	3:42.222	16.223	119.898	6	7	5
31	STK	47	Alistair KIRK	Kawasaki - AKR / McCurry Motorsport	3:42.352	16.353	119.828	7	9	7
32	STK	95	Xavier DENIS	Kawasaki	3:42.682	16.683	119.650	6	9	6
33	STK	91	Anthony McCOLGAN	Ducati	3:44.630	18.631	118.613	4	5	4
34	STK	33	Paul CRANSTON	Suzuki - P & J Fuel Haulage	3:46.840	20.841	117.457	5	10	9
35	STK	80	Darren COOPER	Kawasaki	3:49.952	23.953	115.867	4	5	4
36	STK	38	Andrew SELLARS	Honda	3:58.177	32.178	111.866	5	6	5

Non Qualifiers

STK	69	George SPENCE	Honda - Dod Spence Racing	42:59.260	39:33.261	10.330	1	1	0
-----	----	---------------	---------------------------	-----------	-----------	--------	---	---	---

Provisional result to be confirmed by the Stewards of the Meeting subject to completion of technical inspections & the time limit for protests

Page 2 / 2

Circuit	Dundrod	Signed		Organising Club	Dundrod & District MCC
Length(miles)	7.4011 Lap 1 (7.2763)	Chief Timekeeper		Qualifying Started	19:34
Weather	Bright	Issued At: 20:28			
Track	Dry				

METZELER ULSTER GRAND PRIX

SUPERBIKE / SUPERSTOCK

UGP First Qualifying

Wednesday, 13 August 2014

DETAILED RESULT

Superstock First Qualifying



Qualifying Classification

Position

1 1 Michael DUNLOP

Behind

Best Time **3:25.999** Best Speed **129.340** On **3** Gp **a**

Lap	Elapsed Time	Lap Time	Lap Speed
1	8:48.877	8:48.877	49.529
2	12:22.730	3:33.853	124.590
3	15:48.729	3:25.999	129.340
4	19:14.865	3:26.136	129.254

2 60 Peter HICKMAN

Behind **0.147**

Best Time **3:26.146** Best Speed **129.248** On **8** Gp **a**

Lap	Elapsed Time	Lap Time	Lap Speed
1	3:50.735	3:50.735	113.527
2	7:18.863	3:28.128	128.017
3	10:46.396	3:27.533	128.384
4	14:14.377	3:27.981	128.108
5	17:50.264	3:35.887	123.416
6	29:07.240	11:16.976	39.357
7	32:35.671	3:28.431	127.831
8	36:01.817	3:26.146	129.248
9	39:57.056	3:55.239	113.263
10	43:23.512	3:26.456	129.054

3 5 Bruce ANSTEY

Behind **1.001**

Best Time **3:26.100** Best Speed **128.715** On **3** Gp **a**

Lap	Elapsed Time	Lap Time	Lap Speed
1	29:34.469	29:34.469	14.762
2	33:03.862	3:29.393	127.244
3	36:30.862	3:26.1000	128.715
4	40:03.487	3:32.625	125.310

4 4 Guy MARTIN

Behind **1.012**

Best Time **3:27.011** Best Speed **128.708** On **3** Gp **a**

Lap	Elapsed Time	Lap Time	Lap Speed
1	30:18.930	30:18.930	14.401
2	33:49.157	3:30.227	126.739
3	37:16.168	3:27.011	128.708
4	40:44.012	3:27.844	128.192
5	44:20.216	3:36.204	123.235

Superstock First Qualifying

Qualifying Classification

Position

5 11 Stephen THOMPSON

Behind **1.946**

Best Time **3:27.945** Best Speed **128.130** On **3** Gp **a**

Lap	Elapsed Time	Lap Time	Lap Speed
1	3:52.258	3:52.258	112.783
2	7:20.692	3:28.434	127.829
3	10:48.637	3:27.945	128.130
4	14:29.620	3:40.983	120.570
5	22:42.612	8:12.992	54.045

6 13 Lee JOHNSTON

Behind **3.016**

Best Time **3:29.015** Best Speed **127.474** On **3** Gp **a**

Lap	Elapsed Time	Lap Time	Lap Speed
1	4:06.430	4:06.430	106.297
2	7:38.949	3:32.519	125.372
3	11:07.964	3:29.015	127.474
4	14:50.550	3:42.586	119.702

7 15 Derek SHEILS

Behind **3.338**

Best Time **3:29.337** Best Speed **127.278** On **2** Gp **a**

Lap	Elapsed Time	Lap Time	Lap Speed
1	3:54.922	3:54.922	111.504
2	7:24.259	3:29.337	127.278
3	12:03.287	4:39.028	95.488
4	15:45.555	3:42.268	119.873
5	25:49.868	10:04.313	44.090
6	29:19.317	3:29.449	127.210
7	33:00.140	3:40.823	120.658
8	39:25.396	6:25.256	69.159
9	43:05.383	3:39.987	121.116

8 14 Dan KNEEN

Behind **3.464**

Best Time **3:29.463** Best Speed **127.201** On **5** Gp **a**

Lap	Elapsed Time	Lap Time	Lap Speed
1	17:32.909	17:32.909	24.878
2	21:06.370	3:33.461	124.819
3	24:37.049	3:30.679	126.467
4	28:08.917	3:31.868	125.757
5	31:38.380	3:29.463	127.201
6	35:12.676	3:34.296	124.333
7	38:54.366	3:41.690	120.186

METZELER ULSTER GRAND PRIX

SUPERBIKE / SUPERSTOCK

UGP First Qualifying

Wednesday, 13 August 2014

DETAILED RESULT

Superstock First Qualifying



Qualifying Classification

Position

9 29 Ivan LINTIN

Behind 4.745

Best Time **3:30.744** Best Speed **126.428** On **2** Gp **a**

Lap	Elapsed Time	Lap Time	Lap Speed
1	3:53.912	3:53.912	111.985
2	7:24.656	3:30.744	126.428
3	11:01.426	3:36.770	122.914
4	16:29.419	5:27.993	81.233

10 19 Rob BARBER

Behind 4.995

Best Time **3:30.994** Best Speed **126.278** On **4** Gp **a**

Lap	Elapsed Time	Lap Time	Lap Speed
1	4:00.676	4:00.676	108.838
2	7:39.213	3:38.537	121.920
3	11:14.398	3:35.185	123.819
4	14:45.392	3:30.994	126.278
5	18:17.894	3:32.502	125.382
6	22:09.387	3:51.493	115.096
7	33:52.443	11:43.056	37.897
8	37:24.045	3:31.602	125.915
9	40:56.375	3:32.330	125.484
10	44:29.681	3:33.306	124.910

11 97 Seamus ELLIOTT

Behind 5.031

Best Time **3:31.030** Best Speed **126.257** On **5** Gp **a**

Lap	Elapsed Time	Lap Time	Lap Speed
1	4:10.377	4:10.377	104.621
2	7:45.495	3:35.118	123.857
3	11:19.834	3:34.339	124.308
4	14:52.785	3:32.951	125.118
5	18:23.815	3:31.030	126.257
6	22:02.506	3:38.691	121.834
7	30:10.191	8:07.685	54.634

Superstock First Qualifying

Qualifying Classification

Position

12 52 Russ MOUNTFORD

Behind 6.010

Best Time **3:32.009** Best Speed **125.674** On **11** Gp **a**

Lap	Elapsed Time	Lap Time	Lap Speed
1	4:34.982	4:34.982	95.260
2	8:12.221	3:37.239	122.648
3	11:49.245	3:37.024	122.770
4	15:22.690	3:33.445	124.828
5	18:57.009	3:34.319	124.319
6	22:29.920	3:32.911	125.141
7	26:07.388	3:37.468	122.519
8	33:29.043	7:21.655	60.328
9	37:01.571	3:32.528	125.367
10	40:34.219	3:32.648	125.296
11	44:06.228	3:32.009	125.674

13 12 Dean HARRISON

Behind 7.138

Best Time **3:33.137** Best Speed **125.009** On **4** Gp **a**

Lap	Elapsed Time	Lap Time	Lap Speed
1	3:48.793	3:48.793	114.491
2	7:43.518	3:54.725	113.511
3	11:16.707	3:33.189	124.978
4	14:49.844	3:33.137	125.009

14 111 Paul SHOESMITH

Behind 7.670

Best Time **3:33.669** Best Speed **124.697** On **7** Gp **a**

Lap	Elapsed Time	Lap Time	Lap Speed
1	3:59.955	3:59.955	109.165
2	7:40.337	3:40.382	120.899
3	11:17.789	3:37.452	122.528
4	14:55.642	3:37.853	122.302
5	18:30.318	3:34.676	124.112
6	22:05.905	3:35.587	123.588
7	25:39.574	3:33.669	124.697
8	29:14.599	3:35.025	123.911
9	32:50.289	3:35.690	123.529
10	36:26.888	3:36.599	123.011
11	41:27.088	5:00.200	88.754

METZELER ULSTER GRAND PRIX

SUPERBIKE / SUPERSTOCK

UGP First Qualifying

Wednesday, 13 August 2014

DETAILED RESULT

Superstock First Qualifying



Qualifying Classification

Position

15 24 Steve MERCER

Behind 7.767

Best Time 3:33.766 Best Speed 124.641 On 4 Gp a

Lap	Elapsed Time	Lap Time	Lap Speed
1	27:11.043	27:11.043	16.060
2	30:51.233	3:40.190	121.004
3	34:25.225	3:33.992	124.509
4	37:58.991	3:33.766	124.641
5	41:32.915	3:33.924	124.549

16 98 Paul OWEN

Behind 8.321

Best Time 3:34.320 Best Speed 124.319 On 6 Gp a

Lap	Elapsed Time	Lap Time	Lap Speed
1	4:46.987	4:46.987	91.275
2	8:29.112	3:42.125	119.950
3	14:24.606	5:55.494	74.949
4	18:01.530	3:36.924	122.826
5	21:35.945	3:34.415	124.264
6	25:10.265	3:34.320	124.319
7	28:45.978	3:35.713	123.516
8	32:24.652	3:38.674	121.843

17 94 Ben WYLIE

Behind 9.288

Best Time 3:35.287 Best Speed 123.760 On 7 Gp a

Lap	Elapsed Time	Lap Time	Lap Speed
1	3:57.121	3:57.121	110.470
2	7:36.487	3:39.366	121.459
3	11:17.330	3:40.843	120.647
4	15:00.557	3:43.227	119.358
5	24:33.214	9:32.657	46.527
6	28:10.431	3:37.217	122.661
7	31:45.718	3:35.287	123.760
8	35:22.398	3:36.680	122.965
9	39:07.632	3:45.234	118.295

18 65 Michael SWEENEY

Behind 10.092

Best Time 3:36.091 Best Speed 123.300 On 2 Gp a

Lap	Elapsed Time	Lap Time	Lap Speed
1	4:01.343	4:01.343	108.537
2	7:37.434	3:36.091	123.300

Superstock First Qualifying

Qualifying Classification

Position

19 43 Mark PARRETT

Behind 10.676

Best Time 3:36.675 Best Speed 122.967 On 6 Gp a

Lap	Elapsed Time	Lap Time	Lap Speed
1	4:22.514	4:22.514	99.784
2	8:06.394	3:43.880	119.010
3	11:51.213	3:44.819	118.513
4	15:39.782	3:48.569	116.569
5	22:02.148	6:22.366	69.682
6	25:38.823	3:36.675	122.967
7	29:17.880	3:39.057	121.630
8	32:56.269	3:38.389	122.002
9	36:47.203	3:50.934	115.375

20 71 Davy MORGAN

Behind 10.974

Best Time 3:36.973 Best Speed 122.799 On 2 Gp a

Lap	Elapsed Time	Lap Time	Lap Speed
1	21:06.296	21:06.296	20.686
2	24:43.269	3:36.973	122.799
3	28:20.728	3:37.459	122.524
4	32:08.736	3:48.008	116.855

21 25 Ivan SHANLEY

Behind 11.079

Best Time 3:37.078 Best Speed 122.739 On 4 Gp a

Lap	Elapsed Time	Lap Time	Lap Speed
1	4:04.706	4:04.706	107.046
2	7:43.131	3:38.425	121.982
3	11:20.675	3:37.544	122.476
4	14:57.753	3:37.078	122.739

22 36 Fabrice MIGUET

Behind 11.756

Best Time 3:37.755 Best Speed 122.358 On 5 Gp a

Lap	Elapsed Time	Lap Time	Lap Speed
1	4:14.077	4:14.077	103.097
2	7:52.301	3:38.224	122.095
3	11:32.205	3:39.904	121.162
4	15:10.694	3:38.489	121.946
5	18:48.449	3:37.755	122.358
6	22:26.258	3:37.809	122.327
7	26:10.995	3:44.737	118.556
8	41:26.433	15:15.438	29.105

METZELER ULSTER GRAND PRIX

SUPERBIKE / SUPERSTOCK

UGP First Qualifying

Wednesday, 13 August 2014

DETAILED RESULT

Superstock First Qualifying



Qualifying Classification

Position

23 27 Nuno CAETANO

Behind 12.963

Best Time **3:38.962** Best Speed **121.683** On **2** Gp **a**

Lap	Elapsed Time	Lap Time	Lap Speed
1	6:39.685	6:39.685	65.538
2	10:18.647	3:38.962	121.683
3	13:58.966	3:40.319	120.934
4	17:38.190	3:39.224	121.538
5	21:17.854	3:39.664	121.294
6	24:58.487	3:40.633	120.761

24 16 Dave HEWSON

Behind 12.977

Best Time **3:38.976** Best Speed **121.675** On **7** Gp **a**

Lap	Elapsed Time	Lap Time	Lap Speed
1	4:32.684	4:32.684	96.062
2	8:14.657	3:41.973	120.032
3	11:55.331	3:40.674	120.739
4	15:40.493	3:45.162	118.332
5	24:25.547	8:45.054	50.745
6	28:05.545	3:39.998	121.110
7	31:44.521	3:38.976	121.675
8	35:23.913	3:39.392	121.445
9	39:16.901	3:52.988	114.358

25 70 Phillip CROWE

Behind 13.748

Best Time **3:39.747** Best Speed **121.248** On **10** Gp **a**

Lap	Elapsed Time	Lap Time	Lap Speed
1	4:10.345	4:10.345	104.634
2	7:54.468	3:44.123	118.881
3	11:39.054	3:44.586	118.636
4	15:21.456	3:42.402	119.801
5	19:02.376	3:40.920	120.605
6	22:45.495	3:43.119	119.416
7	27:46.135	5:00.640	88.624
8	33:52.348	6:06.213	72.755
9	37:32.528	3:40.180	121.010
10	41:12.275	3:39.747	121.248

26 66 Tom McHALE

Behind 14.679

Best Time **3:40.678** Best Speed **120.737** On **4** Gp **a**

Lap	Elapsed Time	Lap Time	Lap Speed
1	4:20.753	4:20.753	100.458
2	8:06.125	3:45.372	118.222
3	11:50.614	3:44.489	118.687
4	15:31.292	3:40.678	120.737
5	19:13.571	3:42.279	119.867

Superstock First Qualifying

Qualifying Classification

Position

27 17 Mark GOODINGS

Behind 14.897

Best Time **3:40.896** Best Speed **120.618** On **7** Gp **a**

Lap	Elapsed Time	Lap Time	Lap Speed
1	4:32.781	4:32.781	96.028
2	8:27.193	3:54.412	113.663
3	12:14.242	3:47.049	117.349
4	16:04.191	3:49.949	115.869
5	19:46.834	3:42.643	119.671
6	23:28.548	3:41.714	120.173
7	27:09.444	3:40.896	120.618
8	30:51.804	3:42.360	119.824
9	34:35.545	3:43.741	119.084
10	38:47.238	4:11.693	105.859

28 21 Alan CONNOR

Behind 15.321

Best Time **3:41.320** Best Speed **120.387** On **3** Gp **a**

Lap	Elapsed Time	Lap Time	Lap Speed
1	11:53.208	11:53.208	36.728
2	15:36.814	3:43.606	119.156
3	19:18.134	3:41.320	120.387
4	23:00.465	3:42.331	119.839
5	26:43.025	3:42.560	119.716
6	30:26.124	3:43.099	119.427
7	34:13.971	3:47.847	116.938
8	41:29.235	7:15.264	61.213

29 41 Neil GREGORY

Behind 15.628

Best Time **3:41.627** Best Speed **120.220** On **5** Gp **a**

Lap	Elapsed Time	Lap Time	Lap Speed
1	6:43.522	6:43.522	64.915
2	10:30.419	3:46.897	117.428
3	14:15.677	3:45.258	118.282
4	18:01.352	3:45.675	118.063
5	21:42.979	3:41.627	120.220
6	25:28.721	3:45.742	118.028
7	29:18.425	3:49.704	115.993

METZELER ULSTER GRAND PRIX

SUPERBIKE / SUPERSTOCK

UGP First Qualifying

Wednesday, 13 August 2014

DETAILED RESULT

Superstock First Qualifying



Qualifying Classification

Position

30 23 Dennis BOOTH

Behind 16.223

Best Time 3:42.222 Best Speed 119.898 On 6 Gp a

Lap	Elapsed Time	Lap Time	Lap Speed
1	4:22.026	4:22.026	99.970
2	8:09.460	3:47.434	117.150
3	11:57.114	3:47.654	117.037
4	15:43.782	3:46.668	117.546
5	23:22.577	7:38.795	58.074
6	27:04.799	3:42.222	119.898
7	30:52.663	3:47.864	116.929

31 47 Alistair KIRK

Behind 16.353

Best Time 3:42.352 Best Speed 119.828 On 7 Gp a

Lap	Elapsed Time	Lap Time	Lap Speed
1	4:35.031	4:35.031	95.243
2	8:24.015	3:48.984	116.357
3	12:12.467	3:48.452	116.628
4	15:57.062	3:44.595	118.631
5	19:42.182	3:45.120	118.354
6	23:26.114	3:43.932	118.982
7	27:08.466	3:42.352	119.828
8	30:51.117	3:42.651	119.667
9	35:39.817	4:48.700	92.289

32 95 Xavier DENIS

Behind 16.683

Best Time 3:42.682 Best Speed 119.650 On 6 Gp a

Lap	Elapsed Time	Lap Time	Lap Speed
1	4:08.444	4:08.444	105.435
2	11:48.093	7:39.649	57.966
3	15:31.061	3:42.968	119.497
4	19:15.964	3:44.903	118.469
5	23:00.237	3:44.273	118.801
6	26:42.919	3:42.682	119.650
7	30:25.910	3:42.991	119.484
8	34:11.076	3:45.166	118.330
9	38:59.750	4:48.674	92.298

33 91 Anthony McCOLGAN

Behind 18.631

Best Time 3:44.630 Best Speed 118.613 On 4 Gp a

Lap	Elapsed Time	Lap Time	Lap Speed
1	4:21.327	4:21.327	100.237
2	8:09.064	3:47.737	116.994
3	11:56.771	3:47.707	117.010
4	15:41.401	3:44.630	118.613
5	19:36.069	3:54.668	113.539

Superstock First Qualifying

Qualifying Classification

Position

34 33 Paul CRANSTON

Behind 20.841

Best Time 3:46.840 Best Speed 117.457 On 5 Gp a

Lap	Elapsed Time	Lap Time	Lap Speed
1	10:01.502	10:01.502	43.549
2	13:52.298	3:50.796	115.444
3	17:40.024	3:47.726	117.000
4	21:27.857	3:47.833	116.945
5	25:14.697	3:46.840	117.457
6	29:03.000	3:48.303	116.704
7	32:51.347	3:48.347	116.682
8	36:40.586	3:49.239	116.228
9	40:30.123	3:49.537	116.077
10	44:18.075	3:47.952	116.884

35 80 Darren COOPER

Behind 23.953

Best Time 3:49.952 Best Speed 115.867 On 4 Gp a

Lap	Elapsed Time	Lap Time	Lap Speed
1	4:32.333	4:32.333	96.186
2	8:23.705	3:51.372	115.156
3	12:13.924	3:50.219	115.733
4	16:03.876	3:49.952	115.867
5	20:00.233	3:56.357	112.728

36 38 Andrew SELLARS

Behind 32.178

Best Time 3:58.177 Best Speed 111.866 On 5 Gp a

Lap	Elapsed Time	Lap Time	Lap Speed
1	8:26.934	8:26.934	51.673
2	12:26.868	3:59.934	111.047
3	16:26.127	3:59.259	111.360
4	20:27.096	4:00.969	110.570
5	24:25.273	3:58.177	111.866
6	28:26.902	4:01.629	110.268

Non Qualifiers

Position

69 George SPENCE

Behind 39:33.261

Best Time 42:59.260 Best Speed 10.330 On 1 Gp a

Lap	Elapsed Time	Lap Time	Lap Speed
1	42:59.260	42:59.260	10.156

Speed TrapSuperbike / Superstock 1st Practice

No.	Name	<u>Lap 1</u>	<u>Lap 2</u>	<u>Lap 3</u>	<u>Lap 4</u>	<u>Lap 5</u>	<u>Lap 6</u>	<u>Lap 7</u>	<u>Lap 8</u>	<u>Lap 9</u>	<u>Lap 10</u>	<u>Lap 11</u>
1	Michael DUNLOP		182	184	185							
2	Ian HUTCHINSON			167		187	183			180	188	
4	Guy MARTIN	184	186	188	185		186					
5	Bruce ANSTEY	186		187	186	184						
6	William DUNLOP		189		191					191	193	191
12	Dean HARRISON						168		186			
14	Dan KNEEN						182	197				
18	James McBRIDE			150								
24	Steve MERCER			183	184	182						
31	Shaun ANDERSON	176			169							
40	Daley MATHISON			172	183					179		180
48	Derek McGEE		185	184	183	178	172					
71	Davy MORGAN		176									
89	Colin STEPHENSON			170		171	172		179	181		
111	Paul SHOESMITH		175		183		182	183		182		
115	Derek SHEILS	178	173	178			158				165	176
123	Dennis BOOTH					152		172				
125	Ivan SHANLEY				181							
127	Nuno CAETANO		172									
129	Ivan LINTIN			156								
133	Paul CRANSTON		149				145	148				
141	Neil GREGORY		165		167		167	162				
143	Mark PARRETT		176			158	176					
147	Alistair KIRK				174							
160	Peter HICKMAN			184				162	186		186	187
171	Davy MORGAN						171		169			
194	Ben WYLIE								181	181		
197	Seamus ELLIOTT		182			182		159				
198	Paul OWEN						174	179				

METZELER ULSTER GRAND PRIX SUPERSTOCK

Second Qualifying

Thursday, 14 August 2014



Qualifying Time **4:01.589** Qualifying Speed **110.286**


Pos	Class	No	Name	Machine / Sponsor	Time	Best Lap Behind	Speed	On	Total Laps	Qualifying Laps
Qualifying Classification										
1	STK	1	Michael DUNLOP	BMW - MD Racing	3:22.372		131.658	6	6	4
2	STK	12	Dean HARRISON	Kawasaki - RC Express Racing by MSS	3:25.319	2.947	129.769	7	8	6
3	STK	4	Guy MARTIN	Suzuki - Tyco Suzuki by TAS Racing	3:25.575	3.203	129.607	4	8	6
4	STK	13	Lee JOHNSTON	Honda - ECC / Pirtek	3:26.119	3.747	129.265	3	5	4
5	STK	14	Dan KNEEN		3:26.225	3.853	129.198	4	8	6
6	STK	5	Bruce ANSTEY	Honda - Valvoline Racing by Padgetts	3:26.496	4.124	129.029	7	7	5
7	STK	15	Derek SHEILS	Kawasaki - CD Racing	3:29.270	6.898	127.319	7	7	5
8	STK	11	Stephen THOMPSON	BMW - Bathams prize winning ales	3:29.427	7.055	127.223	3	6	6
9	STK	19	Rob BARBER	BMW - Block Solutions	3:29.496	7.124	127.181	3	8	7
10	STK	52	Russ MOUNTFORD	Kawasaki - Silicone Engineering Racing	3:31.112	8.740	126.208	3	7	6
11	STK	24	Steve MERCER	Suzuki - Team Traction Control	3:31.216	8.844	126.146	7	9	8
12	STK	29	Ivan LINTIN	Honda - Taylor Lindsey Racing	3:31.889	9.517	125.745	4	5	3
13	STK	94	Ben WYLIE	Bimota - bimota.uk.com	3:32.016	9.644	125.670	7	7	4
14	STK	97	Seamus ELLIOTT	Kawasaki - D & G W Racing	3:32.239	9.867	125.538	7	7	5
15	STK	98	Paul OWEN	Honda - Team #98	3:33.390	11.018	124.860	3	4	3
16	STK	65	Michael SWEENEY	Kawasaki - MJR Racing	3:33.580	11.208	124.749	5	6	4
17	STK	71	Davy MORGAN	Honda - CMS	3:34.310	11.938	124.324	5	6	5
18	STK	47	Alistair KIRK	Kawasaki - AKR / McCurry Motorsport	3:34.948	12.576	123.955	4	8	7
19	STK	9	James COWTON	Honda - SJP Moto	3:36.045	13.673	123.326	3	5	4
20	STK	16	Dave HEWSON	Aprilia - Obsession Engineering	3:36.518	14.146	123.057	8	8	6
21	STK	70	Phillip CROWE	BMW - Handtrans-Objektum-Fleetwood	3:36.592	14.220	123.015	7	7	5
22	STK	111	Paul SHOESMITH	BMW - Ice Valley by Motorsave	3:36.726	14.354	122.938	3	7	5
23	STK	27	Nuno CAETANO	Kawasaki - KS Team of Portugal	3:39.569	17.197	121.347	2	4	3
24	STK	21	Alan CONNOR	Suzuki - Connor Racing	3:40.875	18.503	120.629	7	7	6
25	STK	17	Mark GOODINGS	Kawasaki - IPG Racing	3:41.185	18.813	120.460	7	7	5
26	STK	43	Mark PARRETT	BMW - C & C Ltd.	3:41.215	18.843	120.444	6	6	4
27	STK	95	Xavier DENIS	Kawasaki	3:42.036	19.664	119.998	4	5	3
28	STK	66	Tom McHALE	Honda	3:42.153	19.781	119.935	2	6	4
29	STK	23	Dennis BOOTH	Suzuki	3:44.250	21.878	118.814	5	6	3
30	STK	41	Neil GREGORY	Honda - Quelch Afterdark Racing	3:46.239	23.867	117.769	6	7	6
31	STK	91	Anthony McCOLGAN	Ducati	3:47.993	25.621	116.863	3	4	2
32	STK	33	Paul CRANSTON	Suzuki - P & J Fuel Haulage	3:49.582	27.210	116.054	5	5	4

Non Qualifiers

STK	25	Ivan SHANLEY	Suzuki - Raymond Lilley Electrical	3:42.042	19.670	119.995	2	3	<u>1</u>
STK	80	Darren COOPER	Kawasaki	3:55.432	33.060	113.171	2	2	<u>1</u>
STK	69	George SPENCE	Honda - Dod Spence Racing	4:59.966	1:37.594	88.823	1	1	<u>0</u>
STK	60	Peter HICKMAN	BMW - Ice Valley by Motorsave	7:32.340	4:09.968	58.903	1	1	<u>0</u>

Provisional result to be confirmed by the Stewards of the Meeting subject to completion of technical inspections & the time limit for protests

Page 1 / 1

Circuit	Dundrod	Signed	Organising Club	Dundrod & District MCC
Length(miles)	7.4011 Lap 1 (7.2763)		Qualifying Started	10:25
Weather	Sunny	Chief Timekeeper		
Track	Dry	Issued At: 12:52		

METZELER ULSTER GRAND PRIX

SUPERSTOCK

Second Qualifying

Thursday, 14 August 2014

DETAILED RESULT



Qualifying Classification

Position

1 1 Michael DUNLOP

STK Behind
Best Time **3:22.372** Best Speed **131.658** On **6** Gp **a**

Lap	Elapsed Time	Lap Time	Lap Speed
1	6:57.168	6:57.168	62.792
2	10:24.748	3:27.580	128.355
3	13:48.961	3:24.213	130.471
4	17:27.741	3:38.780	121.784
5	29:00.155	11:32.414	38.480
6	32:22.527	3:22.372	131.658

2 12 Dean HARRISON

STK Behind **2.947**
Best Time **3:25.319** Best Speed **129.769** On **7** Gp **a**

Lap	Elapsed Time	Lap Time	Lap Speed
1	5:12.216	5:12.216	83.899
2	8:41.348	3:29.132	127.403
3	12:12.559	3:31.211	126.149
4	17:14.732	5:02.173	88.175
5	20:40.858	3:26.126	129.261
6	24:06.363	3:25.505	129.651
7	27:31.682	3:25.319	129.769
8	31:02.469	3:30.787	126.402

3 4 Guy MARTIN

STK Behind **3.203**
Best Time **3:25.575** Best Speed **129.607** On **4** Gp **a**

Lap	Elapsed Time	Lap Time	Lap Speed
1	4:35.252	4:35.252	95.166
2	8:03.454	3:28.202	127.972
3	11:30.883	3:27.429	128.449
4	14:56.458	3:25.575	129.607
5	18:34.170	3:37.712	122.382
6	26:43.910	8:09.740	54.404
7	30:11.826	3:27.916	128.148
8	33:40.069	3:28.243	127.946

4 13 Lee JOHNSTON

STK Behind **3.747**
Best Time **3:26.119** Best Speed **129.265** On **3** Gp **a**

Lap	Elapsed Time	Lap Time	Lap Speed
1	4:35.588	4:35.588	95.050
2	8:03.631	3:28.043	128.069
3	11:29.750	3:26.119	129.265
4	14:56.932	3:27.182	128.602
5	18:34.811	3:37.879	122.288

Qualifying Classification

Position

6 5 Bruce ANSTEY

STK Behind **4.124**
Best Time **3:26.496** Best Speed **129.029** On **7** Gp **a**

Lap	Elapsed Time	Lap Time	Lap Speed
1	6:51.426	6:51.426	63.668
2	10:27.720	3:36.294	123.184
3	14:10.967	3:43.247	119.347
4	21:07.559	6:56.592	63.957
5	24:34.833	3:27.274	128.545
6	28:01.735	3:26.902	128.776
7	31:28.231	3:26.496	129.029

7 15 Derek SHEILS

STK Behind **6.898**
Best Time **3:29.270** Best Speed **127.319** On **7** Gp **a**

Lap	Elapsed Time	Lap Time	Lap Speed
1	5:12.794	5:12.794	83.744
2	8:45.799	3:33.005	125.086
3	12:17.114	3:31.315	126.086
4	15:58.231	3:41.117	120.497
5	24:19.213	8:20.982	53.183
6	27:49.151	3:29.938	126.913
7	31:18.421	3:29.270	127.319

8 11 Stephen THOMPSON

STK Behind **7.055**
Best Time **3:29.427** Best Speed **127.223** On **3** Gp **a**

Lap	Elapsed Time	Lap Time	Lap Speed
1	3:53.226	3:53.226	112.315
2	7:25.961	3:32.735	125.245
3	10:55.388	3:29.427	127.223
4	14:30.697	3:35.309	123.748
5	18:00.305	3:29.608	127.113
6	21:50.133	3:49.828	115.930

9 19 Rob BARBER

STK Behind **7.124**
Best Time **3:29.496** Best Speed **127.181** On **3** Gp **a**

Lap	Elapsed Time	Lap Time	Lap Speed
1	3:53.619	3:53.619	112.126
2	7:26.112	3:32.493	125.387
3	10:55.608	3:29.496	127.181
4	14:27.773	3:32.165	125.581
5	18:06.925	3:39.152	121.578
6	24:55.655	6:48.730	65.187
7	28:26.954	3:31.299	126.096
8	31:59.452	3:32.498	125.385

METZELER ULSTER GRAND PRIX

SUPERSTOCK

Second Qualifying

Thursday, 14 August 2014

DETAILED RESULT



Qualifying Classification

Position

10 52 Russ MOUNTFORD

STK Behind 8.740

Best Time 3:31.112 Best Speed 126.208 On 3 Gp a

Lap	Elapsed Time	Lap Time	Lap Speed
1	3:51.364	3:51.364	113.218
2	7:24.025	3:32.661	125.288
3	10:55.137	3:31.112	126.208
4	14:27.671	3:32.534	125.363
5	18:04.485	3:36.814	122.889
6	26:58.700	8:54.215	49.875
7	30:36.219	3:37.519	122.490

11 24 Steve MERCER

STK Behind 8.844

Best Time 3:31.216 Best Speed 126.146 On 7 Gp a

Lap	Elapsed Time	Lap Time	Lap Speed
1	4:33.127	4:33.127	95.907
2	8:07.231	3:34.104	124.444
3	11:42.511	3:35.280	123.764
4	15:17.644	3:35.133	123.849
5	18:52.211	3:34.567	124.175
6	22:23.918	3:31.707	125.853
7	25:55.134	3:31.216	126.146
8	29:27.000	3:31.866	125.759
9	32:58.718	3:31.718	125.846

12 29 Ivan LINTIN

STK Behind 9.517

Best Time 3:31.889 Best Speed 125.745 On 4 Gp a

Lap	Elapsed Time	Lap Time	Lap Speed
1	4:38.428	4:38.428	94.081
2	8:14.584	3:36.156	123.263
3	13:05.710	4:51.126	91.520
4	16:37.599	3:31.889	125.745
5	20:15.656	3:38.057	122.188

13 94 Ben WYLIE

STK Behind 9.644

Best Time 3:32.016 Best Speed 125.670 On 7 Gp a

Lap	Elapsed Time	Lap Time	Lap Speed
1	5:48.128	5:48.128	75.244
2	9:28.694	3:40.566	120.798
3	15:28.899	6:00.205	73.969
4	19:02.304	3:33.405	124.852
5	22:49.270	3:46.966	117.392
6	28:11.070	5:21.800	82.797
7	31:43.086	3:32.016	125.670

Qualifying Classification

Position

14 97 Seamus ELLIOTT

STK Behind 9.867

Best Time 3:32.239 Best Speed 125.538 On 7 Gp a

Lap	Elapsed Time	Lap Time	Lap Speed
1	4:44.624	4:44.624	92.033
2	8:19.372	3:34.748	124.071
3	11:52.630	3:33.258	124.938
4	15:25.890	3:33.260	124.937
5	19:16.208	3:50.318	115.683
6	28:40.522	9:24.314	47.215
7	32:12.761	3:32.239	125.538

15 98 Paul OWEN

STK Behind 11.018

Best Time 3:33.390 Best Speed 124.860 On 3 Gp a

Lap	Elapsed Time	Lap Time	Lap Speed
1	4:36.675	4:36.675	94.677
2	8:11.377	3:34.702	124.097
3	11:44.767	3:33.390	124.860
4	15:22.518	3:37.751	122.360

16 65 Michael SWEENEY

STK Behind 11.208

Best Time 3:33.580 Best Speed 124.749 On 5 Gp a

Lap	Elapsed Time	Lap Time	Lap Speed
1	9:30.994	9:30.994	45.876
2	13:09.688	3:38.694	121.832
3	16:53.459	3:43.771	119.068
4	24:57.032	8:03.573	55.098
5	28:30.612	3:33.580	124.749
6	32:05.397	3:34.785	124.049

17 71 Davy MORGAN

STK Behind 11.938

Best Time 3:34.310 Best Speed 124.324 On 5 Gp a

Lap	Elapsed Time	Lap Time	Lap Speed
1	6:08.095	6:08.095	71.163
2	9:46.166	3:38.071	122.180
3	13:22.831	3:36.665	122.973
4	16:58.397	3:35.566	123.600
5	20:32.707	3:34.310	124.324
6	24:22.527	3:49.820	115.934

METZELER ULSTER GRAND PRIX

SUPERSTOCK

Second Qualifying

Thursday, 14 August 2014

DETAILED RESULT



Qualifying Classification

Position

18 47 Alistair KIRK

STK Behind 12.576

Best Time 3:34.948 Best Speed 123.955 On 4 Gp a

Lap	Elapsed Time	Lap Time	Lap Speed
1	8:43.033	8:43.033	50.082
2	12:20.147	3:37.114	122.719
3	15:59.386	3:39.239	121.529
4	19:34.334	3:34.948	123.955
5	23:09.668	3:35.334	123.733
6	26:46.433	3:36.765	122.916
7	30:23.220	3:36.787	122.904
8	34:11.827	3:48.607	116.549

19 9 James COWTON

STK Behind 13.673

Best Time 3:36.045 Best Speed 123.326 On 3 Gp a

Lap	Elapsed Time	Lap Time	Lap Speed
1	6:05.417	6:05.417	71.684
2	9:45.229	3:39.812	121.212
3	13:21.274	3:36.045	123.326
4	16:58.105	3:36.831	122.879
5	20:34.755	3:36.650	122.982

20 16 Dave HEWSON

STK Behind 14.146

Best Time 3:36.518 Best Speed 123.057 On 8 Gp a

Lap	Elapsed Time	Lap Time	Lap Speed
1	5:30.178	5:30.178	79.335
2	9:10.629	3:40.451	120.861
3	12:49.518	3:38.889	121.724
4	16:27.799	3:38.281	122.063
5	20:05.309	3:37.510	122.495
6	23:50.174	3:44.865	118.489
7	30:11.436	6:21.262	69.884
8	33:47.954	3:36.518	123.057

21 70 Phillip CROWE

STK Behind 14.220

Best Time 3:36.592 Best Speed 123.015 On 7 Gp a

Lap	Elapsed Time	Lap Time	Lap Speed
1	6:05.927	6:05.927	71.584
2	9:44.358	3:38.431	121.979
3	13:22.546	3:38.188	122.115
4	16:59.619	3:37.073	122.742
5	20:42.211	3:42.592	119.699
6	27:18.875	6:36.664	67.170
7	30:55.467	3:36.592	123.015

Qualifying Classification

Position

22 111 Paul SHOESMITH

STK Behind 14.354

Best Time 3:36.726 Best Speed 122.938 On 3 Gp a

Lap	Elapsed Time	Lap Time	Lap Speed
1	8:04.147	8:04.147	54.105
2	11:42.453	3:38.306	122.049
3	15:19.179	3:36.726	122.938
4	19:06.233	3:47.054	117.346
5	26:29.656	7:23.423	60.087
6	30:08.795	3:39.139	121.585
7	33:45.884	3:37.089	122.733

23 27 Nuno CAETANO

STK Behind 17.197

Best Time 3:39.569 Best Speed 121.347 On 2 Gp a

Lap	Elapsed Time	Lap Time	Lap Speed
1	6:25.333	6:25.333	67.979
2	10:04.902	3:39.569	121.347
3	13:45.153	3:40.251	120.971
4	17:31.746	3:46.593	117.585

24 21 Alan CONNOR

STK Behind 18.503

Best Time 3:40.875 Best Speed 120.629 On 7 Gp a

Lap	Elapsed Time	Lap Time	Lap Speed
1	10:41.676	10:41.676	40.822
2	14:29.078	3:47.402	117.167
3	18:11.589	3:42.511	119.742
4	21:52.869	3:41.280	120.408
5	25:34.434	3:41.565	120.253
6	29:17.580	3:43.146	119.401
7	32:58.455	3:40.875	120.629

25 17 Mark GOODINGS

STK Behind 18.813

Best Time 3:41.185 Best Speed 120.460 On 7 Gp a

Lap	Elapsed Time	Lap Time	Lap Speed
1	5:22.096	5:22.096	81.326
2	9:07.170	3:45.074	118.379
3	12:51.929	3:44.759	118.545
4	16:40.008	3:48.079	116.819
5	26:12.239	9:32.231	46.562
6	29:55.193	3:42.954	119.504
7	33:36.378	3:41.185	120.460

METZELER ULSTER GRAND PRIX

SUPERSTOCK

Second Qualifying

Thursday, 14 August 2014

DETAILED RESULT



Qualifying Classification

Position

26 43 Mark PARRETT

STK Behind 18.843

Best Time 3:41.215 Best Speed 120.444 On 6 Gp a

Lap	Elapsed Time	Lap Time	Lap Speed
1	5:00.804	5:00.804	87.082
2	8:49.845	3:49.041	116.328
3	12:32.774	3:42.929	119.518
4	16:21.242	3:48.468	116.620
5	22:15.718	5:54.476	75.164
6	25:56.933	3:41.215	120.444

27 95 Xavier DENIS

STK Behind 19.664

Best Time 3:42.036 Best Speed 119.998 On 4 Gp a

Lap	Elapsed Time	Lap Time	Lap Speed
1	8:36.164	8:36.164	50.749
2	12:18.580	3:42.416	119.793
3	16:02.858	3:44.278	118.799
4	19:44.894	3:42.036	119.998
5	24:15.114	4:30.220	98.601

28 66 Tom McHALE

STK Behind 19.781

Best Time 3:42.153 Best Speed 119.935 On 2 Gp a

Lap	Elapsed Time	Lap Time	Lap Speed
1	15:17.562	15:17.562	28.548
2	18:59.715	3:42.153	119.935
3	22:43.457	3:43.742	119.083
4	26:28.174	3:44.717	118.567
5	30:31.567	4:03.393	109.469
6	34:14.602	3:43.035	119.461

29 23 Dennis BOOTH

STK Behind 21.878

Best Time 3:44.250 Best Speed 118.814 On 5 Gp a

Lap	Elapsed Time	Lap Time	Lap Speed
1	8:31.741	8:31.741	51.187
2	12:16.450	3:44.709	118.571
3	16:04.597	3:48.147	116.784
4	21:29.613	5:25.016	81.977
5	25:13.863	3:44.250	118.814
6	32:44.983	7:31.120	59.062

Qualifying Classification

Position

30 41 Neil GREGORY

STK Behind 23.867

Best Time 3:46.239 Best Speed 117.769 On 6 Gp a

Lap	Elapsed Time	Lap Time	Lap Speed
1	6:30.933	6:30.933	67.006
2	10:19.961	3:49.028	116.335
3	14:06.938	3:46.977	117.386
4	17:55.672	3:48.734	116.484
5	21:42.492	3:46.820	117.467
6	25:28.731	3:46.239	117.769
7	29:21.475	3:52.744	114.478

31 91 Anthony McCOLGAN

STK Behind 25.621

Best Time 3:47.993 Best Speed 116.863 On 3 Gp a

Lap	Elapsed Time	Lap Time	Lap Speed
1	5:28.953	5:28.953	79.630
2	11:05.775	5:36.822	79.104
3	14:53.768	3:47.993	116.863
4	18:47.368	3:53.600	114.058

32 33 Paul CRANSTON

STK Behind 27.210

Best Time 3:49.582 Best Speed 116.054 On 5 Gp a

Lap	Elapsed Time	Lap Time	Lap Speed
1	18:38.240	18:38.240	23.425
2	22:33.673	3:55.433	113.170
3	26:24.754	3:51.081	115.301
4	30:15.494	3:50.740	115.472
5	34:05.076	3:49.582	116.054

Non Qualifiers

Position

25 Ivan SHANLEY

STK Behind 19.670

Best Time 3:42.042 Best Speed 119.995 On 2 Gp a

Lap	Elapsed Time	Lap Time	Lap Speed
1	4:48.479	4:48.479	90.803
2	8:30.521	3:42.042	119.995
3	13:30.958	5:00.437	88.684

METZELER ULSTER GRAND PRIX

SUPERSTOCK

Second Qualifying

Thursday, 14 August 2014

DETAILED RESULT



Non Qualifiers

Position

80 Darren COOPER

STK Behind **33.060**
Best Time **3:55.432** Best Speed **113.171** On **2** Gp **a**

Lap	Elapsed Time	Lap Time	Lap Speed
1	4:58.475	4:58.475	87.762
2	8:53.907	3:55.432	113.171

69 George SPENCE

STK Behind **1:37.594**
Best Time **4:59.966** Best Speed **88.823** On **1** Gp **a**

Lap	Elapsed Time	Lap Time	Lap Speed
1	4:59.966	4:59.966	87.325

60 Peter HICKMAN

STK Behind **4:09.968**
Best Time **7:32.340** Best Speed **58.903** On **1** Gp **a**

Lap	Elapsed Time	Lap Time	Lap Speed
1	7:32.340	7:32.340	57.909

Speed TrapSuperstock 2nd Practice

<u>No.</u>	<u>Name</u>	<u>Lap 1</u>	<u>Lap 2</u>	<u>Lap 3</u>	<u>Lap 4</u>	<u>Lap 5</u>	<u>Lap 6</u>	<u>Lap 7</u>
1	Michael DUNLOP	184	183					182
4	Guy MARTIN		183	184				
5	Bruce ANSTEY	170	178			177		
9	James COWTON	176		178	175			
11	Stephen THOMPSON		179		182			
12	Dean HARRISON	182			183	185	183	183
14	Dan KNEEN	179						
15	Derek SHEILS	176	180			161	173	174
16	Dave HEWSON	169	171	169	169			
17	Mark GOODINGS	170	172	174			172	175
19	Rob BARBER			168				
21	Alan CONNOR		165			167		165
23	Dennis BOOTH					170		153
24	Steve MERCER	176				173	170	
25	Ivan SHANLEY	174						
27	Nuno CAETANO	172	170			178		
29	Ivan LINTIN			172	166			
33	Paul CRANSTON					155		
41	Neil GREGORY		164	162	163	162		
43	Mark PARRETT	173	175	174		174		
47	Alistair KIRK			178	178		178	175
60	Peter HICKMAN	160						
65	Michael SWEENEY		175	176				178
66	Tom McHALE		156	179	177	174	174	173
71	Davy MORGAN		171	173	168			
91	Anthony McCOLGAN		164	176				
94	Ben WYLIE	178		179	177			174
97	Seamus ELLIOTT	179						
98	Paul OWEN	177						
111	Paul SHOESMITH	162	179	179			178	178

METZELER ULSTER GRAND PRIX


SUPERSTOCK Combined Qualifying



Pos	Class	No	Name	-----Best Time / Qual Laps-----			Overall Best Time / Speed / Total Qual Laps			
				Session A	Session B					
Qualifying Classification										
1	STK	1	Michael DUNLOP	3:25.999	3	3:22.372	4	3:22.372	131.658	7
2	STK	12	Dean HARRISON	3:33.137	4	3:25.319	6	3:25.319	129.769	10
3	STK	4	Guy MARTIN	3:27.011	4	3:25.575	6	3:25.575	129.607	10
4	STK	13	Lee JOHNSTON	3:29.015	3	3:26.119	4	3:26.119	129.265	7
5	STK	60	Peter HICKMAN	3:26.146	9	7:32.340	0	3:26.146	129.248	9
6	STK	14	Dan KNEEN	3:29.463	6	3:26.225	6	3:26.225	129.198	12
7	STK	5	Bruce ANSTEY	3:26.1000	3	3:26.496	5	3:26.496	129.029	8
8	STK	11	Stephen THOMPSON	3:27.945	4	3:29.427	6	3:27.945	128.130	10
9	STK	15	Derek SHEILS	3:29.337	6	3:29.270	5	3:29.270	127.319	11
10	STK	19	Rob BARBER	3:30.994	9	3:29.496	7	3:29.496	127.181	16
11	STK	29	Ivan LINTIN	3:30.744	3	3:31.889	3	3:30.744	126.428	6
12	STK	97	Seamus ELLIOTT	3:31.030	5	3:32.239	5	3:31.030	126.257	10
13	STK	52	Russ MOUNTFORD	3:32.009	9	3:31.112	6	3:31.112	126.208	15
14	STK	24	Steve MERCER	3:33.766	4	3:31.216	8	3:31.216	126.146	12
15	STK	94	Ben WYLIE	3:35.287	8	3:32.016	4	3:32.016	125.670	12
16	STK	98	Paul OWEN	3:34.320	6	3:33.390	3	3:33.390	124.860	9
17	STK	65	Michael SWEENEY	3:36.091	2	3:33.580	4	3:33.580	124.749	6
18	STK	111	Paul SHOESMITH	3:33.669	10	3:36.726	5	3:33.669	124.697	15
19	STK	71	Davy MORGAN	3:36.973	3	3:34.310	5	3:34.310	124.324	8
20	STK	47	Alistair KIRK	3:42.352	7	3:34.948	7	3:34.948	123.955	14
21	STK	9	James COWTON	-----		3:36.045	4	3:36.045	123.326	4
22	STK	16	Dave HEWSON	3:38.976	7	3:36.518	6	3:36.518	123.057	13
23	STK	70	Phillip CROWE	3:39.747	7	3:36.592	5	3:36.592	123.015	12
24	STK	43	Mark PARRETT	3:36.675	7	3:41.215	4	3:36.675	122.967	11
25	STK	25	Ivan SHANLEY	3:37.078	3	3:42.042	1	3:37.078	122.739	4
26	STK	36	Fabrice MIGUET	3:37.755	6	-----		3:37.755	122.358	6
27	STK	27	Nuno CAETANO	3:38.962	5	3:39.569	3	3:38.962	121.683	8
28	STK	66	Tom McHALE	3:40.678	4	3:42.153	4	3:40.678	120.737	8
29	STK	21	Alan CONNOR	3:41.320	6	3:40.875	6	3:40.875	120.629	12
30	STK	17	Mark GOODINGS	3:40.896	8	3:41.185	5	3:40.896	120.618	13
31	STK	41	Neil GREGORY	3:41.627	6	3:46.239	6	3:41.627	120.220	12
32	STK	95	Xavier DENIS	3:42.682	6	3:42.036	3	3:42.036	119.998	9
33	STK	23	Dennis BOOTH	3:42.222	5	3:44.250	3	3:42.222	119.898	8
34	STK	91	Anthony McCOLGAN	3:44.630	4	3:47.993	2	3:44.630	118.613	6
35	STK	33	Paul CRANSTON	3:46.840	9	3:49.582	4	3:46.840	117.457	13
36	STK	80	Darren COOPER	3:49.952	4	3:55.432	1	3:49.952	115.867	5
37	STK	38	Andrew SELLARS	3:58.177	5	-----		3:58.177	111.866	5
Non Qualifiers										
	STK	69	George SPENCE	42:59.260	0	4:59.966	0			0

Provisional result to be confirmed by the Stewards of the Meeting subject to completion of technical inspections & the time limit for protests

Page 1 / 1

Circuit	Dundrod	Signed	 Chief Timekeeper	Organising Club	Dundrod & District MCC
Length(miles)	7.4011	Lap 1 (7.2763)			
Weather		Issued At:			
Track					



METZELER ULSTER GRAND PRIX

SUPERSTOCK

Race 1 - Around A Pound Superstock

Saturday, 16 August 2014



-----Best Lap-----
Pos Class No Name Machine / Sponsor Gp Laps Total Time Behind Speed Time Speed On

Race Classification

1	STK	14	Dan KNEEN	Suzuki - Marks Bloom Racing	a	5	17:57.100		123.267	3:32.635	125.304	5
2	STK	12	Dean HARRISON	Kawasaki - RC Express Racing by MSS	a	5	17:57.101	0.001	123.267	3:32.705	125.262	5
3	STK	5	Bruce ANSTEY	Honda - Valvoline Racing by Padgetts	a	5	17:57.209	0.109	123.254	3:32.627	125.308	5
4	STK	11	Stephen THOMPSON	BMW - Bathams prize winning ales	a	5	18:12.541	15.441	121.525	3:33.731	124.661	4
5	STK	60	Peter HICKMAN	BMW - Ice Valley by Motorsave	a	5	18:12.932	15.832	121.481	3:33.057	125.056	4
6	STK	4	Guy MARTIN	Suzuki - Tyco Suzuki by TAS Racing	a	5	18:14.669	17.569	121.288	3:36.997	122.785	3
7	STK	19	Rob BARBER	BMW - Block Solutions	a	5	18:17.980	20.880	120.923	3:36.068	123.313	5
8	STK	52	Russ MOUNTFORD	Kawasaki - Silicone Engineering Racing	a	5	18:43.310	46.210	118.196	3:41.695	120.183	5
9	STK	29	Ivan LINTIN	Honda - Taylor Lindsey Racing	a	5	18:55.107	58.007	116.967	3:44.339	118.767	5
10	STK	24	Steve MERCER	Suzuki - Team Traction Control	a	5	18:55.169	58.069	116.961	3:40.764	120.690	5
11	STK	97	Seamus ELLIOTT	Kawasaki - D & G W Racing	a	5	18:59.810	1:02.710	116.485	3:40.025	121.095	5
12	STK	111	Paul SHOESMITH	BMW - Ice Valley by Motorsave	a	5	19:08.672	1:11.572	115.586	3:44.280	118.798	4
13	STK	47	Alistair KIRK	Kawasaki - AKR / McCurry Motorsport	b	5	19:24.494	1:27.394	114.016	3:48.630	116.537	5
14	STK	94	Ben WYLIE	Bimota - bimota.uk.com	a	5	19:30.438	1:33.338	113.437	3:51.055	115.314	2
15	STK	9	James COWTON	Honda - SJP Moto	b	5	19:39.594	1:42.494	112.556	3:53.656	114.031	5
16	STK	71	Davy MORGAN	Honda - CMS	b	5	19:40.246	1:43.146	112.494	3:50.234	115.726	5
17	STK	95	Xavier DENIS	Kawasaki	b	5	19:48.343	1:51.243	111.727	3:50.738	115.473	5
18	STK	70	Phillip CROWE	BMW - Handtrans-Objektum-Fleetwood	b	5	19:48.582	1:51.482	111.705	3:53.887	113.918	4
19	STK	41	Neil GREGORY	Honda - Quelch Afterdark Racing	b	5	19:51.328	1:54.228	111.447	3:53.494	114.110	5
20	STK	21	Alan CONNOR	Suzuki - Connor Racing	b	5	19:55.839	1:58.739	111.027	3:53.705	114.007	4
21	STK	66	Tom McHALE	Honda	b	5	19:57.040	1:59.940	110.916	3:53.847	113.938	4
22	STK	33	Paul CRANSTON	Suzuki - P & J Fuel Haulage	b	5	20:05.360	2:08.260	110.150	3:54.096	113.816	5
23	STK	69	George SPENCE	Honda - Dod Spence Racing	c	5	20:50.894	2:53.794	106.141	4:03.781	109.295	5

Fastest Lap


STK 5 Bruce ANSTEY Honda - Valvoline Racing by Padgetts a 3:32.627 125.308 5

Not Classified

DNF	STK	80	Darren COOPER	Kawasaki	b	4	16:23.302	1 Lap	107.929	3:56.782	112.525	4
DNF	STK	13	Lee JOHNSTON	Honda - ECC / Pirtek	a	3	11:23.249	2 Laps	116.330	3:41.597	120.236	2
DNF	STK	1	Michael DUNLOP	BMW - MD Racing	a	3	11:39.820	16.571	113.576	3:36.904	122.838	2
DNF	STK	15	Derek SHEILS	Kawasaki - CD Racing	a	2	7:42.721	3 Laps	114.191	3:50.413	115.636	2
DNF	STK	98	Paul OWEN	Honda - Team #98	a	2	8:07.172	24.451	108.460	4:03.029	109.633	2
DNF	STK	16	Dave HEWSON	Aprilia - Obsession Engineering	b	2	8:08.018	25.297	108.272	3:58.461	111.733	2
DNF	STK	91	Anthony McCOLGAN	Ducati	b	2	8:11.745	29.024	107.451	4:03.922	109.231	2
DNF	STK	38	Andrew SELLARS	Honda	c	2	9:46.385	2:03.664	90.109	5:22.163	82.703	2

Provisional result to be confirmed by the Stewards of the Meeting subject to completion of technical inspections & the time limit for protests

Page 1 / 1

Circuit	Dundrod	Signed	 Chief Timekeeper	Organising Club	Dundrod & District MCC
Length(miles)	7.4011 Lap 1 (7.2763)	Issued At:	11:41	Race Started	11:11
Weather	Cloudy			Gp Time Diff - b 30.24 / c 30.24	
Track	Mainly Dry/Damp-Wet Patches				



MCUI Ulster
Centre Timing
powered by
e-Laps timing software

www.elaps-timing.com



METZELER ULSTER GRAND PRIX

SUPERSTOCK

Race 1 - Around A Pound Superstock

Saturday, 16 August 2014

DETAILED RESULT



Race Classification

1 14 Dan KNEEN

Total Time **17:57.100** Avg Speed **123.267** Behind
Best Time **3:32.635** Best Speed **125.304** On **5** Gp **a**

Lap	Elapsed Time	Lap Time	Lap Speed
1	3:41.252	3:41.252	118.393
2	7:16.240	3:34.988	123.932
3	10:51.369	3:35.129	123.851
4	14:24.465	3:33.096	125.033
5	17:57.100	3:32.635	125.304

2 12 Dean HARRISON

Total Time **17:57.101** Avg Speed **123.267** Behind **0.001**
Best Time **3:32.705** Best Speed **125.262** On **5** Gp **a**

Lap	Elapsed Time	Lap Time	Lap Speed
1	3:41.209	3:41.209	118.416
2	7:16.194	3:34.985	123.934
3	10:51.188	3:34.994	123.929
4	14:24.395	3:33.207	124.968
5	17:57.101	3:32.705	125.262

3 5 Bruce ANSTEY

Total Time **17:57.209** Avg Speed **123.254** Behind **0.109**
Best Time **3:32.627** Best Speed **125.308** On **5** Gp **a**

Lap	Elapsed Time	Lap Time	Lap Speed
1	3:41.726	3:41.726	118.140
2	7:16.341	3:34.615	124.148
3	10:51.439	3:35.098	123.869
4	14:24.582	3:33.143	125.005
5	17:57.209	3:32.627	125.308

4 11 Stephen THOMPSON

Total Time **18:12.541** Avg Speed **121.525** Behind **15.441**
Best Time **3:33.731** Best Speed **124.661** On **4** Gp **a**

Lap	Elapsed Time	Lap Time	Lap Speed
1	3:49.342	3:49.342	114.217
2	7:28.047	3:38.705	121.826
3	11:04.659	3:36.612	123.003
4	14:38.390	3:33.731	124.661
5	18:12.541	3:34.151	124.417

Race Classification

5 60 Peter HICKMAN

Total Time **18:12.932** Avg Speed **121.481** Behind **15.832**
Best Time **3:33.057** Best Speed **125.056** On **4** Gp **a**

Lap	Elapsed Time	Lap Time	Lap Speed
1	3:49.802	3:49.802	113.988
2	7:29.430	3:39.628	121.314
3	11:06.125	3:36.695	122.956
4	14:39.182	3:33.057	125.056
5	18:12.932	3:33.750	124.650

6 4 Guy MARTIN

Total Time **18:14.669** Avg Speed **121.288** Behind **17.569**
Best Time **3:36.997** Best Speed **122.785** On **3** Gp **a**

Lap	Elapsed Time	Lap Time	Lap Speed
1	3:44.593	3:44.593	116.632
2	7:21.598	3:37.005	122.780
3	10:58.595	3:36.997	122.785
4	14:37.389	3:38.794	121.776
5	18:14.669	3:37.280	122.625

7 19 Rob BARBER

Total Time **18:17.980** Avg Speed **120.923** Behind **20.880**
Best Time **3:36.068** Best Speed **123.313** On **5** Gp **a**

Lap	Elapsed Time	Lap Time	Lap Speed
1	3:49.987	3:49.987	113.896
2	7:28.326	3:38.339	122.030
3	11:05.741	3:37.415	122.549
4	14:41.912	3:36.171	123.254
5	18:17.980	3:36.068	123.313

8 52 Russ MOUNTFORD

Total Time **18:43.310** Avg Speed **118.196** Behind **46.210**
Best Time **3:41.695** Best Speed **120.183** On **5** Gp **a**

Lap	Elapsed Time	Lap Time	Lap Speed
1	3:51.452	3:51.452	113.175
2	7:34.576	3:43.124	119.413
3	11:18.523	3:43.947	118.974
4	15:01.615	3:43.092	119.430
5	18:43.310	3:41.695	120.183



MCUI Ulster
Centre Timing
powered by
e-Laps timing software

www.elaps-timing.com



METZELER ULSTER GRAND PRIX

SUPERSTOCK

Race 1 - Around A Pound Superstock

Saturday, 16 August 2014

DETAILED RESULT



Race Classification

9 29 Ivan LINTIN

Total Time **18:55.107** Avg Speed **116.967** Behind **58.007**
Best Time **3:44.339** Best Speed **118.767** On **5** Gp **a**

Lap	Elapsed Time	Lap Time	Lap Speed
1	3:52.977	3:52.977	112.435
2	7:38.594	3:45.617	118.094
3	11:23.864	3:45.270	118.276
4	15:10.768	3:46.904	117.424
5	18:55.107	3:44.339	118.767

10 24 Steve MERCER

Total Time **18:55.169** Avg Speed **116.961** Behind **58.069**
Best Time **3:40.764** Best Speed **120.690** On **5** Gp **a**

Lap	Elapsed Time	Lap Time	Lap Speed
1	3:54.606	3:54.606	111.654
2	7:41.919	3:47.313	117.213
3	11:29.542	3:47.623	117.053
4	15:14.405	3:44.863	118.490
5	18:55.169	3:40.764	120.690

11 97 Seamus ELLIOTT

Total Time **18:59.810** Avg Speed **116.485** Behind **1:02.710**
Best Time **3:40.025** Best Speed **121.095** On **5** Gp **a**

Lap	Elapsed Time	Lap Time	Lap Speed
1	4:01.195	4:01.195	108.604
2	7:50.675	3:49.480	116.106
3	11:37.235	3:46.560	117.602
4	15:19.785	3:42.550	119.721
5	18:59.810	3:40.025	121.095

12 111 Paul SHOESMITH

Total Time **19:08.672** Avg Speed **115.586** Behind **1:11.572**
Best Time **3:44.280** Best Speed **118.798** On **4** Gp **a**

Lap	Elapsed Time	Lap Time	Lap Speed
1	4:02.338	4:02.338	108.092
2	7:53.070	3:50.732	115.476
3	11:39.536	3:46.466	117.651
4	15:23.816	3:44.280	118.798
5	19:08.672	3:44.856	118.493

Race Classification

13 47 Alistair KIRK

Total Time **19:24.494** Avg Speed **114.016** Behind **1:27.394**
Best Time **3:48.630** Best Speed **116.537** On **5** Gp **b**

Lap	Elapsed Time	Lap Time	Lap Speed
1	4:04.369	4:04.369	107.193
2	7:56.667	3:52.298	114.697
3	11:46.812	3:50.145	115.770
4	15:35.864	3:49.052	116.323
5	19:24.494	3:48.630	116.537

14 94 Ben WYLIE

Total Time **19:30.438** Avg Speed **113.437** Behind **1:33.338**
Best Time **3:51.055** Best Speed **115.314** On **2** Gp **a**

Lap	Elapsed Time	Lap Time	Lap Speed
1	4:01.966	4:01.966	108.258
2	7:53.021	3:51.055	115.314
3	11:45.720	3:52.699	114.500
4	15:38.952	3:53.232	114.238
5	19:30.438	3:51.486	115.100

15 9 James COWTON

Total Time **19:39.594** Avg Speed **112.556** Behind **1:42.494**
Best Time **3:53.656** Best Speed **114.031** On **5** Gp **b**

Lap	Elapsed Time	Lap Time	Lap Speed
1	4:03.370	4:03.370	107.633
2	7:57.946	3:54.576	113.583
3	11:51.848	3:53.902	113.911
4	15:45.938	3:54.090	113.819
5	19:39.594	3:53.656	114.031

16 71 Davy MORGAN

Total Time **19:40.246** Avg Speed **112.494** Behind **1:43.146**
Best Time **3:50.234** Best Speed **115.726** On **5** Gp **b**

Lap	Elapsed Time	Lap Time	Lap Speed
1	4:07.242	4:07.242	105.948
2	8:04.423	3:57.181	112.336
3	11:58.648	3:54.225	113.754
4	15:50.012	3:51.364	115.160
5	19:40.246	3:50.234	115.726



MCUI Ulster
Centre Timing
powered by
e-Laps timing software

www.elaps-timing.com



METZELER ULSTER GRAND PRIX

SUPERSTOCK

Race 1 - Around A Pound Superstock

Saturday, 16 August 2014

DETAILED RESULT



Race Classification

17 95 Xavier DENIS

Total Time **19:48.343** Avg Speed **111.727** Behind **1:51.243**
Best Time **3:50.738** Best Speed **115.473** On **5** Gp **b**

Lap	Elapsed Time	Lap Time	Lap Speed
1	4:11.177	4:11.177	104.288
2	8:10.430	3:59.253	111.363
3	12:03.780	3:53.350	114.180
4	15:57.605	3:53.825	113.948
5	19:48.343	3:50.738	115.473

18 70 Phillip CROWE

Total Time **19:48.582** Avg Speed **111.705** Behind **1:51.482**
Best Time **3:53.887** Best Speed **113.918** On **4** Gp **b**

Lap	Elapsed Time	Lap Time	Lap Speed
1	4:07.947	4:07.947	105.646
2	8:05.390	3:57.443	112.212
3	12:00.605	3:55.215	113.275
4	15:54.492	3:53.887	113.918
5	19:48.582	3:54.090	113.819

19 41 Neil GREGORY

Total Time **19:51.328** Avg Speed **111.447** Behind **1:54.228**
Best Time **3:53.494** Best Speed **114.110** On **5** Gp **b**

Lap	Elapsed Time	Lap Time	Lap Speed
1	4:08.414	4:08.414	105.448
2	8:07.605	3:59.191	111.392
3	12:03.919	3:56.314	112.748
4	15:57.834	3:53.915	113.904
5	19:51.328	3:53.494	114.110

20 21 Alan CONNOR

Total Time **19:55.839** Avg Speed **111.027** Behind **1:58.739**
Best Time **3:53.705** Best Speed **114.007** On **4** Gp **b**

Lap	Elapsed Time	Lap Time	Lap Speed
1	4:10.041	4:10.041	104.762
2	8:09.957	3:59.916	111.055
3	12:03.985	3:54.028	113.849
4	15:57.690	3:53.705	114.007
5	19:55.839	3:58.149	111.879

Race Classification

21 66 Tom McHALE

Total Time **19:57.040** Avg Speed **110.916** Behind **1:59.940**
Best Time **3:53.847** Best Speed **113.938** On **4** Gp **b**

Lap	Elapsed Time	Lap Time	Lap Speed
1	4:06.897	4:06.897	106.096
2	8:07.453	4:00.556	110.760
3	12:03.651	3:56.198	112.803
4	15:57.498	3:53.847	113.938
5	19:57.040	3:59.542	111.229

22 33 Paul CRANSTON

Total Time **20:05.360** Avg Speed **110.150** Behind **2:08.260**
Best Time **3:54.096** Best Speed **113.816** On **5** Gp **b**

Lap	Elapsed Time	Lap Time	Lap Speed
1	4:16.308	4:16.308	102.200
2	8:18.520	4:02.212	110.003
3	12:16.377	3:57.857	112.017
4	16:11.264	3:54.887	113.433
5	20:05.360	3:54.096	113.816

23 69 George SPENCE

Total Time **20:50.894** Avg Speed **106.141** Behind **2:53.794**
Best Time **4:03.781** Best Speed **109.295** On **5** Gp **c**

Lap	Elapsed Time	Lap Time	Lap Speed
1	4:24.614	4:24.614	98.992
2	8:35.068	4:10.454	106.383
3	12:42.562	4:07.494	107.655
4	16:47.113	4:04.551	108.951
5	20:50.894	4:03.781	109.295

Not Classified

DNF 80 Darren COOPER

Total Time **16:23.302** Avg Speed **107.929** Behind **1 Lap**
Best Time **3:56.782** Best Speed **112.525** On **4** Gp **b**

Lap	Elapsed Time	Lap Time	Lap Speed
1	4:17.223	4:17.223	101.836
2	8:25.022	4:07.799	107.522
3	12:26.520	4:01.498	110.328
4	16:23.302	3:56.782	112.525



MCUI Ulster
Centre Timing
powered by
e-Laps timing software

www.elaps-timing.com



METZELER ULSTER GRAND PRIX

SUPERSTOCK

Race 1 - Around A Pound Superstock

Saturday, 16 August 2014

DETAILED RESULT



Not Classified

DNF 13 Lee JOHNSTON

Total Time **11:23.249** Avg Speed **116.330** Behind **2 Laps**
Best Time **3:41.597** Best Speed **120.236** On **2** Gp **a**

Lap	Elapsed Time	Lap Time	Lap Speed
1	3:46.412	3:46.412	115.695
2	7:28.009	3:41.597	120.236
3	11:23.249	3:55.240	113.263

DNF 1 Michael DUNLOP

Total Time **11:39.820** Avg Speed **113.576** Behind **16.571**
Best Time **3:36.904** Best Speed **122.838** On **2** Gp **a**

Lap	Elapsed Time	Lap Time	Lap Speed
1	3:47.361	3:47.361	115.212
2	7:24.265	3:36.904	122.838
3	11:39.820	4:15.555	104.259

DNF 15 Derek SHEILS

Total Time **7:42.721** Avg Speed **114.191** Behind **3 Laps**
Best Time **3:50.413** Best Speed **115.636** On **2** Gp **a**

Lap	Elapsed Time	Lap Time	Lap Speed
1	3:52.308	3:52.308	112.758
2	7:42.721	3:50.413	115.636

DNF 98 Paul OWEN

Total Time **8:07.172** Avg Speed **108.460** Behind **24.451**
Best Time **4:03.029** Best Speed **109.633** On **2** Gp **a**

Lap	Elapsed Time	Lap Time	Lap Speed
1	4:04.143	4:04.143	107.292
2	8:07.172	4:03.029	109.633

DNF 16 Dave HEWSON

Total Time **8:08.018** Avg Speed **108.272** Behind **25.297**
Best Time **3:58.461** Best Speed **111.733** On **2** Gp **b**

Lap	Elapsed Time	Lap Time	Lap Speed
1	4:09.557	4:09.557	104.965
2	8:08.018	3:58.461	111.733

DNF 91 Anthony McCOLGAN

Total Time **8:11.745** Avg Speed **107.451** Behind **29.024**
Best Time **4:03.922** Best Speed **109.231** On **2** Gp **b**

Lap	Elapsed Time	Lap Time	Lap Speed
1	4:07.823	4:07.823	105.699
2	8:11.745	4:03.922	109.231

Not Classified

DNF 38 Andrew SELLARS

Total Time **9:46.385** Avg Speed **90.109** Behind **2:03.664**
Best Time **5:22.163** Best Speed **82.703** On **2** Gp **c**

Lap	Elapsed Time	Lap Time	Lap Speed
1	4:24.222	4:24.222	99.139
2	9:46.385	5:22.163	82.703

METZELER ULSTER GRAND PRIX

SUPERSTOCK

Race 1 - Around A Pound Superstock

LAP CHART



1					2					3				
No	Name	G	Elapsed Time	Lap Time	No	Name	G	Elapsed Time	Lap Time	No	Name	G	Elapsed Time	Lap Time
12	Dean HARRISON	a	3:41.209	3:41.209	12	Dean HARRISON	a	7:16.194	3:34.985	12	Dean HARRISON	a	10:51.188	3:34.994
14	Dan KNEEN	a	3:41.252	3:41.252	14	Dan KNEEN	a	7:16.240	3:34.988	14	Dan KNEEN	a	10:51.369	3:35.129
5	Bruce ANSTEY	a	3:41.726	3:41.726	5	Bruce ANSTEY	a	7:16.341	3:34.615	5	Bruce ANSTEY	a	10:51.439	3:35.098
4	Guy MARTIN	a	3:44.593	3:44.593	4	Guy MARTIN	a	7:21.598	3:37.005	4	Guy MARTIN	a	10:58.595	3:36.997
13	Lee JOHNSTON	a	3:46.412	3:46.412	1	Michael DUNLOP	a	7:24.265	3:36.904	11	Stephen THOMPSON	a	11:04.659	3:36.612
1	Michael DUNLOP	a	3:47.361	3:47.361	13	Lee JOHNSTON	a	7:28.009	3:41.597	19	Rob BARBER	a	11:05.741	3:37.415
11	Stephen THOMPSON	a	3:49.342	3:49.342	11	Stephen THOMPSON	a	7:28.047	3:38.705	60	Peter HICKMAN	a	11:06.125	3:36.695
60	Peter HICKMAN	a	3:49.802	3:49.802	19	Rob BARBER	a	7:28.326	3:38.339	52	Russ MOUNTFORD	a	11:18.523	3:43.947
19	Rob BARBER	a	3:49.987	3:49.987	60	Peter HICKMAN	a	7:29.430	3:39.628	13	Lee JOHNSTON	a	11:23.249	3:55.240
52	Russ MOUNTFORD	a	3:51.452	3:51.452	52	Russ MOUNTFORD	a	7:34.576	3:43.124	29	Ivan LINTIN	a	11:23.864	3:45.270
15	Derek SHEILS	a	3:52.308	3:52.308	29	Ivan LINTIN	a	7:38.594	3:45.617	24	Steve MERCER	a	11:29.542	3:47.623
29	Ivan LINTIN	a	3:52.977	3:52.977	24	Steve MERCER	a	7:41.919	3:47.313	97	Seamus ELLIOTT	a	11:37.235	3:46.560
24	Steve MERCER	a	3:54.606	3:54.606	15	Derek SHEILS	a	7:42.721	3:50.413	111	Paul SHOESMITH	a	11:39.536	3:46.466
97	Seamus ELLIOTT	a	4:01.195	4:01.195	97	Seamus ELLIOTT	a	7:50.675	3:49.480	1	Michael DUNLOP	a	11:39.820	4:15.555
94	Ben WYLIE	a	4:01.966	4:01.966	94	Ben WYLIE	a	7:53.021	3:51.055	94	Ben WYLIE	a	11:45.720	3:52.699
111	Paul SHOESMITH	a	4:02.338	4:02.338	111	Paul SHOESMITH	a	7:53.070	3:50.732	47	Alistair KIRK	b	11:46.812	3:50.145
9	James COWTON	b	4:03.370	4:03.370	47	Alistair KIRK	b	7:56.667	3:52.298	9	James COWTON	b	11:51.848	3:53.902
98	Paul OWEN	a	4:04.143	4:04.143	9	James COWTON	b	7:57.946	3:54.576	71	Davy MORGAN	b	11:58.648	3:54.225
47	Alistair KIRK	b	4:04.369	4:04.369	71	Davy MORGAN	b	8:04.423	3:57.181	70	Phillip CROWE	b	12:00.605	3:55.215
66	Tom McHALE	b	4:06.897	4:06.897	70	Phillip CROWE	b	8:05.390	3:57.443	66	Tom McHALE	b	12:03.651	3:56.198
71	Davy MORGAN	b	4:07.242	4:07.242	98	Paul OWEN	a	8:07.172	4:03.029	95	Xavier DENIS	b	12:03.780	3:53.350
91	Anthony McCOLGAN	b	4:07.823	4:07.823	66	Tom McHALE	b	8:07.453	4:00.556	41	Neil GREGORY	b	12:03.919	3:56.314
70	Phillip CROWE	b	4:07.947	4:07.947	41	Neil GREGORY	b	8:07.605	3:59.191	21	Alan CONNOR	b	12:03.985	3:54.028
41	Neil GREGORY	b	4:08.414	4:08.414	16	Dave HEWSON	b	8:08.018	3:58.461	33	Paul CRANSTON	b	12:16.377	3:57.857
16	Dave HEWSON	b	4:09.557	4:09.557	21	Alan CONNOR	b	8:09.957	3:59.916	80	Darren COOPER	b	12:26.520	4:01.498
21	Alan CONNOR	b	4:10.041	4:10.041	95	Xavier DENIS	b	8:10.430	3:59.253	69	George SPENCE	c	12:42.562	4:07.494
95	Xavier DENIS	b	4:11.177	4:11.177	91	Anthony McCOLGAN	b	8:11.745	4:03.922					
33	Paul CRANSTON	b	4:16.308	4:16.308	33	Paul CRANSTON	b	8:18.520	4:02.212					
80	Darren COOPER	b	4:17.223	4:17.223	80	Darren COOPER	b	8:25.022	4:07.799					
38	Andrew SELLARS	c	4:24.222	4:24.222	69	George SPENCE	c	8:35.068	4:10.454					
69	George SPENCE	c	4:24.614	4:24.614	38	Andrew SELLARS	c	9:46.385	5:22.163					

METZELER ULSTER GRAND PRIX

SUPERSTOCK

Race 1 - Around A Pound Superstock

LAP CHART

**4**

No	Name	G	Elapsed Time	Lap Time
12	Dean HARRISON	a	14:24.395	3:33.207
14	Dan KNEEN	a	14:24.465	3:33.096
5	Bruce ANSTEY	a	14:24.582	3:33.143
4	Guy MARTIN	a	14:37.389	3:38.794
11	Stephen THOMPSON	a	14:38.390	3:33.731
60	Peter HICKMAN	a	14:39.182	3:33.057
19	Rob BARBER	a	14:41.912	3:36.171
52	Russ MOUNTFORD	a	15:01.615	3:43.092
29	Ivan LINTIN	a	15:10.768	3:46.904
24	Steve MERCER	a	15:14.405	3:44.863
97	Seamus ELLIOTT	a	15:19.785	3:42.550
111	Paul SHOESMITH	a	15:23.816	3:44.280
47	Alistair KIRK	b	15:35.864	3:49.052
94	Ben WYLIE	a	15:38.952	3:53.232
9	James COWTON	b	15:45.938	3:54.090
71	Davy MORGAN	b	15:50.012	3:51.364
70	Phillip CROWE	b	15:54.492	3:53.887
66	Tom McHALE	b	15:57.498	3:53.847
95	Xavier DENIS	b	15:57.605	3:53.825
21	Alan CONNOR	b	15:57.690	3:53.705
41	Neil GREGORY	b	15:57.834	3:53.915
33	Paul CRANSTON	b	16:11.264	3:54.887
80	Darren COOPER	b	16:23.302	3:56.782
69	George SPENCE	c	16:47.113	4:04.551

5

No	Name	G	Elapsed Time	Lap Time
14	Dan KNEEN	a	17:57.100	3:32.635
12	Dean HARRISON	a	17:57.101	3:32.705
5	Bruce ANSTEY	a	17:57.209	3:32.627
11	Stephen THOMPSON	a	18:12.541	3:34.151
60	Peter HICKMAN	a	18:12.932	3:33.750
4	Guy MARTIN	a	18:14.669	3:37.280
19	Rob BARBER	a	18:17.980	3:36.068
52	Russ MOUNTFORD	a	18:43.310	3:41.695
29	Ivan LINTIN	a	18:55.107	3:44.339
24	Steve MERCER	a	18:55.169	3:40.764
97	Seamus ELLIOTT	a	18:59.810	3:40.025
111	Paul SHOESMITH	a	19:08.672	3:44.856
47	Alistair KIRK	b	19:24.494	3:48.630
94	Ben WYLIE	a	19:30.438	3:51.486
9	James COWTON	b	19:39.594	3:53.656
71	Davy MORGAN	b	19:40.246	3:50.234
95	Xavier DENIS	b	19:48.343	3:50.738
70	Phillip CROWE	b	19:48.582	3:54.090
41	Neil GREGORY	b	19:51.328	3:53.494
21	Alan CONNOR	b	19:55.839	3:58.149
66	Tom McHALE	b	19:57.040	3:59.542
33	Paul CRANSTON	b	20:05.360	3:54.096
69	George SPENCE	c	20:50.894	4:03.781

Speed TrapU.G.P. Superstock Race

<u>No.</u>	<u>Name</u>	<u>Lap 1</u>	<u>Lap 2</u>	<u>Lap 3</u>	<u>Lap 4</u>
1	Michael DUNLOP		188	184	
4	Guy MARTIN		181		186
9	James COWTON		170	172	173
12	Dean HARRISON	184	184		182
14	Dan KNEEN			181	
33	Paul CRANSTON		162	160	159
65	Michael SWEENEY		170		
80	Darren COOPER		160	164	174
97	Seamus ELLIOTT	176	176		167
111	Paul SHOESMITH		170		

