



Wednesday 13th – Saturday 16th August 2014

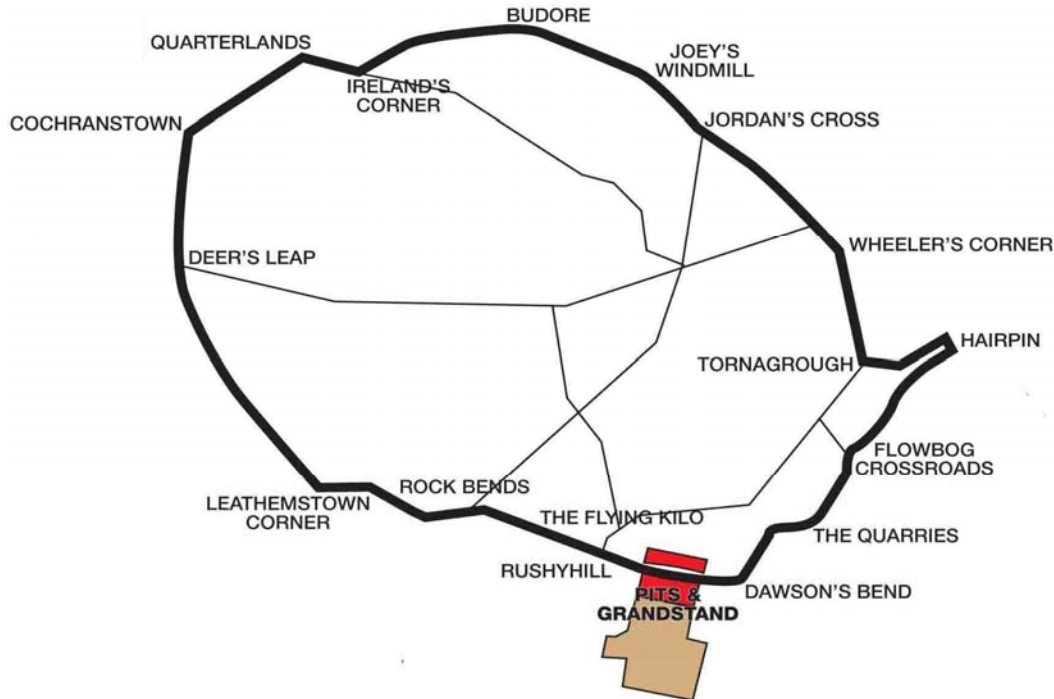
promoted by
Dundrod & District Motorcycle Club
www.ulstergrandprix.net



SUPERTWIN



Dundrod Circuit 7.4011 miles



LAP RECORDS

Class	Name	Machine	m s	mph	Year
125cc	William Dunlop	Honda	3 55.017	113.370	2009
Moto 3	Christian Elkin	Honda 250	4 06.683	108.009	2013
250cc	Darran Lindsay	Honda	3 38.634	121.866	2006
400cc	Jason Griffiths	Yamaha 400	3 58.43	111.748	2003
Moto 450	Paul Owen	Yamaha	4 36.889	96.226	2011
Supertwin	Ivan Lintin	Kawasaki 650	3 44.398	118.735	2014
Supersport	Michael Dunlop	Yamaha	3 27.187	128.599	2010
Superstock	Ian Hutchinson	Honda	3 21.599	132.163	2010
Superbike	Bruce Anstey (NZ)	Suzuki	3 18.870	133.977	2010
Challenge Superbike	Peter Hickman	BMW	3 24.303	130.414	2014
National 750cc	Lee Johnston	Honda 600	3 36.269	123.198	2012

MOST WINS at the ULSTER GP

Joey Dunlop	24	1979 - 99	(125 - 2, 250 - 7, 500 - 3, Superbike - 8, F1 - 4)
Ian Lougher	18	1998 - 13	(125 - 4, 250 - 3, Supersport - 3, Superstock - 2, Superbike - 6)
Phillip McCallen	14	1991 - 96	(250 - 6, 400 - 1, Supersport - 3, Superbike - 4)
Guy Martin	11	2006 - 13	(Supersport - 4, Superbike - 7)
Brian Reid	9	1983 - 92	(250 - 4, 350 - 2, 400 - 1, F2 - 1, Supersport - 1)
Robert Dunlop	9	1990 - 03	(125 - 7, Superbike - 2)
Ryan Farquhar	9	2002 - 12	(400 - 1, Supertwin - 4, Supersport - 2, Superstock - 2)
Bruce Anstey (NZ)	8	2003 - 12	(Supersport - 2, Prod'n 600 - 1, Superstock - 2, Superbike - 3)
Stanley Woods	7	1924 - 39	(350 - 1, 500 - 4, Over 600 - 2)
Mike Hailwood	7	1959 - 67	(125 - 1, 250 - 1, 350 - 1, 500 - 4)
Giacomo Agostini (I)	7	1967 - 70	(350 - 4, 500 - 3)
Ray McCullough	7	1971 - 82	(250 - 3, 350 - 4)
Bob Jackson	7	1993 - 97	(SSP - 1, Classic 250 - 3, Classic 500 - 3)
William Dunlop	7	2007 - 13	(125 - 2, 250 - 2, Supersport - 3)
John Surtees	6	1955 - 60	(250 - 1, 350 - 3, 500 - 2)
John Williams	6	1973 - 78	(250 - 1, 350 - 1, 500 - 3, Superbike - 1)
Bill Swallow	6	1994 - 00	(Classic 350 - 3, Classic 500 - 3)
Michael Dunlop	6	2011 - 13	(Supersport - 2, Superstock - 3, Superbike - 1)

MOST WINS at the DUNDROD 150

Joey Dunlop	24	1976 - 94	(125 - 1, 250 - 5, 350 - 2, 500 - 3, Superbike - 13)
Bob Jackson	11	1981 - 98	(250 - 1, Supersport - 2, Superbike - 4, Classic - 4)
Ray McCullough	10	1965 - 82	(250 - 7, 350 - 3)

METZELER ULSTER GRAND PRIX SUPERTWIN

First Qualifying

Wednesday, 13 August 2014



Qualifying Time

4:31.687

Qualifying Speed

98.068


Pos	Class	No	Name	Machine / Sponsor	Time	Best Lap Behind	Speed	On	Total Laps	Qualifying Laps
Qualifying Classification										
1	TWN	26	Keith AMOR	Kawasaki - KMR / SGS International	3:49.018		116.340	6	7	7
2	TWN	60	Ivan LINTIN	Kawasaki - McKinstry Racing	3:49.666	0.648	116.012	4	5	4
3	TWN	75	Glenn IRWIN	Kawasaki - VRS Racing	3:50.321	1.303	115.682	6	9	9
4	TWN	13	Lee JOHNSTON	Kawasaki - ECC / Pirtek	3:51.816	2.798	114.936	3	4	3
5	TWN	1	Michael DUNLOP	Kawasaki - McAdoo Racing	3:52.285	3.267	114.704	5	5	3
6	TWN	88	Daniel COOPER	Kawasaki - CMS Racing	3:52.499	3.481	114.598	7	8	8
7	TWN	48	Derek McGEE	Kawasaki - McGee Racing	3:52.706	3.688	114.496	8	9	9
8	TWN	74	Connor BEHAN	Kawasaki - KMR / SGS International	3:53.316	4.298	114.197	7	8	7
9	TWN	65	Michael SWEENEY	Kawasaki - Kiely Heating Racing	3:53.607	4.589	114.055	5	6	6
10	TWN	25	Christian ELKIN	Kawasaki - Moto-Tech	3:54.240	5.222	113.746	7	8	8
11	TWN	9	James COWTON	Kawasaki - Stewart Smith Racing	3:56.134	7.116	112.834	5	6	5
12	TWN	71	Davy MORGAN	Kawasaki - CMS	3:56.699	7.681	112.565	6	7	6
13	TWN	46	Timothee MONOT	Kawasaki	3:59.051	10.033	111.457	4	5	4
14	TWN	78	Michal DOKOUPIL	Kawasaki - R T & E Racing	4:00.540	11.522	110.767	6	8	7
15	TWN	111	Paul SHOESMITH	Kawasaki - Ice Valley by Motorsave	4:00.806	11.788	110.645	8	8	7
16	TWN	61	John WALSH	Kawasaki - McKinstry Racing	4:00.894	11.876	110.604	3	7	3
17	TWN	57	Ian MORRELL	Suzuki - B & M Racing	4:00.956	11.938	110.576	2	8	7
18	TWN	72	Gareth KEYS	Kawasaki - DNI 3 Racing	4:01.326	12.308	110.407	4	4	4
19	TWN	95	Xavier DENIS	Kawasaki	4:03.420	14.402	109.457	5	8	7
20	TWN	83	Maria COSTELLO	Kawasaki - ESM/Hol-Taj/Bob Jackson	4:03.591	14.573	109.380	5	8	7
21	TWN	70	Joe PHILLIPS	Yamasaki - Paul Morrissey Racing	4:04.097	15.079	109.153	7	8	7
22	TWN	73	Derek COSTELLO	Kawasaki	4:08.109	19.091	107.388	5	8	7
23	TWN	66	Andrew McMULLAN	Kawasaki - Auto Valet	4:12.831	23.813	105.382	8	8	7
24	TWN	62	Sean CONNOLLY	Suzuki - SKM Racing	4:14.185	25.167	104.821	6	7	6
25	TWN	54	Johnny McCAY	Suzuki - Johnny McCay Racing	4:14.839	25.821	104.552	7	8	7
26	TWN	53	William HARA	Suzuki - Dennis Patton	4:15.042	26.024	104.469	7	8	7
27	TWN	58	Gary MILLER	Suzuki - DMR	4:15.694	26.676	104.203	7	7	6
28	TWN	64	Stephen McKNIGHT	Suzuki	4:18.626	29.608	103.021	3	3	2
29	TWN	79	Veronica HANKOCY	Kawasaki - R T & E Racing	4:18.802	29.784	102.951	6	8	7
30	TWN	104	Chris HILLIS	Suzuki	4:20.036	31.018	102.463	7	7	6
31	TWN	17	Sam DUNLOP	Kawasaki - Emerald Road Racing	4:21.320	32.302	101.959	3	3	2
32	TWN	49	Sandy BERWICK	Suzuki - Berm Shotblasting	4:23.443	34.425	101.137	7	7	6
33	TWN	69	Ronnie SCOTT	Kawasaki	4:23.542	34.524	101.099	7	7	5
34	TWN	68	Peter WAKEFIELD	Suzuki - PW Racing	4:25.650	36.632	100.297	7	7	5
35	TWN	56	Brian LOUGHLIN	Suzuki	4:25.969	36.951	100.177	7	7	4
36	TWN	52	Paul FALLON	Suzuki	4:28.036	39.018	99.404	5	7	5
37	TWN	82	Alfred STARK	Ducati 620	4:29.383	40.365	98.907	7	7	3
38	TWN	50	James CHRISTIE	Suzuki - Team JCR	4:30.258	41.240	98.587	5	7	2

Non Qualifiers

TWN	38	Anthony AMBLER	Suzuki - Chris Ambler Race Fab	4:34.751	45.733	96.975	2	5	0
TWN	96	Philip DRENNAN	Suzuki	4:35.928	46.910	96.561	6	7	0
TWN	90	Thomas MOLLOY	Suzuki - GEM Workshop	4:38.654	49.636	95.617	7	7	0
TWN	63	John McCANN	Suzuki - MotoMerchants.com	4:51.023	1:02.005	91.553	3	6	0
TWN	35	Stephen BEATTIE	Kawasaki	4:51.946	1:02.928	91.263	5	6	0
TWN	99	Thomas WHITMORE	Suzuki	6:00.787	2:11.769	73.850	1	1	0
TWN	23	Dennis BOOTH	Suzuki	11:04.019	7:15.001	40.125	1	1	0

Provisional result to be confirmed by the Stewards of the Meeting subject to completion of technical inspections & the time limit for protests

Page 1 / 1

Circuit	Dundrod	Signed	Organising Club	Dundrod & District MCC
Length(miles)	7.4011 Lap 1 (7.2763)		Qualifying Started	17:42
Weather	Bright	Chief Timekeeper		
Track	Dry	Issued At: 18:19		

METZELER ULSTER GRAND PRIX

SUPERTWIN

First Qualifying

Wednesday, 13 August 2014

DETAILED RESULT



Qualifying Classification

Position

1 26 Keith AMOR

TWN Behind

Best Time **3:49.018** Best Speed **116.340** On **6** Gp **a**

Lap	Elapsed Time	Lap Time	Lap Speed
1	4:08.647	4:08.647	105.349
2	8:05.204	3:56.557	112.632
3	11:59.608	3:54.404	113.667
4	15:52.936	3:53.328	114.191
5	19:45.911	3:52.975	114.364
6	23:34.929	3:49.018	116.340
7	27:30.171	3:55.242	113.262

2 60 Ivan LINTIN

TWN Behind **0.648**

Best Time **3:49.666** Best Speed **116.012** On **4** Gp **a**

Lap	Elapsed Time	Lap Time	Lap Speed
1	4:34.409	4:34.409	95.459
2	8:29.585	3:55.176	113.294
3	12:21.609	3:52.024	114.833
4	16:11.275	3:49.666	116.012
5	20:07.818	3:56.543	112.639

3 75 Glenn IRWIN

TWN Behind **1.303**

Best Time **3:50.321** Best Speed **115.682** On **6** Gp **a**

Lap	Elapsed Time	Lap Time	Lap Speed
1	4:09.265	4:09.265	105.088
2	8:05.071	3:55.806	112.991
3	11:59.526	3:54.455	113.642
4	15:53.166	3:53.640	114.039
5	19:47.213	3:54.047	113.840
6	23:37.534	3:50.321	115.682
7	27:29.368	3:51.834	114.927
8	31:21.167	3:51.799	114.944
9	35:12.250	3:51.083	115.300

4 13 Lee JOHNSTON

TWN Behind **2.798**

Best Time **3:51.816** Best Speed **114.936** On **3** Gp **a**

Lap	Elapsed Time	Lap Time	Lap Speed
1	4:33.435	4:33.435	95.799
2	8:28.614	3:55.179	113.292
3	12:20.430	3:51.816	114.936
4	16:15.253	3:54.823	113.464

Qualifying Classification

Position

5 1 Michael DUNLOP

TWN Behind **3.267**

Best Time **3:52.285** Best Speed **114.704** On **5** Gp **a**

Lap	Elapsed Time	Lap Time	Lap Speed
1	5:00.106	5:00.106	87.285
2	9:03.134	4:03.028	109.633
3	17:35.544	8:32.410	51.997
4	21:28.398	3:52.854	114.423
5	25:20.683	3:52.285	114.704

6 88 Daniel COOPER

TWN Behind **3.481**

Best Time **3:52.499** Best Speed **114.598** On **7** Gp **a**

Lap	Elapsed Time	Lap Time	Lap Speed
1	4:29.280	4:29.280	97.277
2	8:30.011	4:00.731	110.679
3	12:25.715	3:55.704	113.040
4	16:24.779	3:59.064	111.451
5	20:21.001	3:56.222	112.792
6	24:16.380	3:55.379	113.196
7	28:08.879	3:52.499	114.598
8	32:04.255	3:55.376	113.197

7 48 Derek McGEE

TWN Behind **3.688**

Best Time **3:52.706** Best Speed **114.496** On **8** Gp **a**

Lap	Elapsed Time	Lap Time	Lap Speed
1	4:09.457	4:09.457	105.007
2	8:05.609	3:56.152	112.825
3	11:59.900	3:54.291	113.722
4	15:53.420	3:53.520	114.097
5	19:47.526	3:54.106	113.812
6	23:40.675	3:53.149	114.279
7	27:36.719	3:56.044	112.877
8	31:29.425	3:52.706	114.496
9	35:34.189	4:04.764	108.856

8 74 Connor BEHAN

TWN Behind **4.298**

Best Time **3:53.316** Best Speed **114.197** On **7** Gp **a**

Lap	Elapsed Time	Lap Time	Lap Speed
1	4:36.515	4:36.515	94.731
2	8:33.614	3:57.099	112.375
3	12:30.802	3:57.188	112.333
4	16:26.943	3:56.141	112.831
5	20:20.947	3:54.004	113.861
6	24:14.933	3:53.986	113.870
7	28:08.249	3:53.316	114.197
8	32:02.115	3:53.866	113.928

METZELER ULSTER GRAND PRIX

SUPERTWIN

First Qualifying

Wednesday, 13 August 2014

DETAILED RESULT



Qualifying Classification

Position

9 65 Michael SWEENEY

TWN Behind 4.589

Best Time 3:53.607 Best Speed 114.055 On 5 Gp a

Lap	Elapsed Time	Lap Time	Lap Speed
1	4:09.963	4:09.963	104.794
2	8:05.483	3:55.520	113.128
3	11:59.743	3:54.260	113.737
4	15:53.762	3:54.019	113.854
5	19:47.369	3:53.607	114.055
6	23:47.138	3:59.769	111.123

10 25 Christian ELKIN

TWN Behind 5.222

Best Time 3:54.240 Best Speed 113.746 On 7 Gp a

Lap	Elapsed Time	Lap Time	Lap Speed
1	4:15.551	4:15.551	102.503
2	8:16.465	4:00.914	110.595
3	12:19.319	4:02.854	109.712
4	16:15.656	3:56.337	112.737
5	20:14.724	3:59.068	111.449
6	24:14.497	3:59.773	111.122
7	28:08.737	3:54.240	113.746
8	32:04.376	3:55.639	113.071

11 9 James COWTON

TWN Behind 7.116

Best Time 3:56.134 Best Speed 112.834 On 5 Gp a

Lap	Elapsed Time	Lap Time	Lap Speed
1	4:49.775	4:49.775	90.397
2	8:53.628	4:03.853	109.262
3	12:55.820	4:02.192	110.012
4	16:55.178	3:59.358	111.314
5	20:51.312	3:56.134	112.834
6	24:50.838	3:59.526	111.236

12 71 Davy MORGAN

TWN Behind 7.681

Best Time 3:56.699 Best Speed 112.565 On 6 Gp a

Lap	Elapsed Time	Lap Time	Lap Speed
1	5:17.185	5:17.185	82.585
2	9:22.158	4:04.973	108.763
3	13:26.865	4:04.707	108.881
4	17:28.426	4:01.561	110.299
5	21:28.213	3:59.787	111.115
6	25:24.912	3:56.699	112.565
7	29:33.962	4:09.050	106.982

Qualifying Classification

Position

13 46 Timothee MONOT

TWN Behind 10.033

Best Time 3:59.051 Best Speed 111.457 On 4 Gp a

Lap	Elapsed Time	Lap Time	Lap Speed
1	5:00.399	5:00.399	87.200
2	9:05.864	4:05.465	108.545
3	13:12.576	4:06.712	107.996
4	17:11.627	3:59.051	111.457
5	21:19.210	4:07.583	107.616

14 78 Michal DOKOUPIL

TWN Behind 11.522

Best Time 4:00.540 Best Speed 110.767 On 6 Gp a

Lap	Elapsed Time	Lap Time	Lap Speed
1	4:36.605	4:36.605	94.701
2	8:42.847	4:06.242	108.202
3	12:47.823	4:04.976	108.762
4	16:51.794	4:03.971	109.210
5	20:52.985	4:01.191	110.468
6	24:53.525	4:00.540	110.767
7	28:54.578	4:01.053	110.532
8	32:55.532	4:00.954	110.577

15 111 Paul SHOESMITH

TWN Behind 11.788

Best Time 4:00.806 Best Speed 110.645 On 8 Gp a

Lap	Elapsed Time	Lap Time	Lap Speed
1	5:16.298	5:16.298	82.816
2	9:23.308	4:07.010	107.866
3	13:28.505	4:05.197	108.663
4	17:29.852	4:01.347	110.397
5	21:32.048	4:02.196	110.010
6	25:35.985	4:03.937	109.225
7	29:38.218	4:02.233	109.993
8	33:39.024	4:00.806	110.645

16 61 John WALSH

TWN Behind 11.876

Best Time 4:00.894 Best Speed 110.604 On 3 Gp a

Lap	Elapsed Time	Lap Time	Lap Speed
1	4:50.486	4:50.486	90.175
2	8:55.256	4:04.770	108.853
3	12:56.150	4:00.894	110.604
4	16:58.565	4:02.415	109.911
5	23:02.123	6:03.558	73.287
6	28:39.292	5:37.169	79.023
7	33:48.896	5:09.604	86.058

METZELER ULSTER GRAND PRIX

SUPERTWIN

First Qualifying

Wednesday, 13 August 2014

DETAILED RESULT



Qualifying Classification

Position

17 57 Ian MORRELL

TWN Behind 11.938

Best Time **4:00.956** Best Speed **110.576** On **2** Gp **a**

Lap	Elapsed Time	Lap Time	Lap Speed
1	4:33.799	4:33.799	95.671
2	8:34.755	4:00.956	110.576
3	12:38.562	4:03.807	109.283
4	16:44.278	4:05.716	108.434
5	20:49.128	4:04.850	108.817
6	24:53.260	4:04.132	109.138
7	29:00.406	4:07.146	107.807
8	33:03.120	4:02.714	109.775

18 72 Gareth KEYS

TWN Behind 12.308

Best Time **4:01.326** Best Speed **110.407** On **4** Gp **a**

Lap	Elapsed Time	Lap Time	Lap Speed
1	4:17.958	4:17.958	101.546
2	8:24.929	4:06.971	107.883
3	12:27.981	4:03.052	109.622
4	16:29.307	4:01.326	110.407

19 95 Xavier DENIS

TWN Behind 14.402

Best Time **4:03.420** Best Speed **109.457** On **5** Gp **a**

Lap	Elapsed Time	Lap Time	Lap Speed
1	4:37.535	4:37.535	94.383
2	8:43.889	4:06.354	108.153
3	12:49.759	4:05.870	108.366
4	16:55.157	4:05.398	108.574
5	20:58.577	4:03.420	109.457
6	25:02.081	4:03.504	109.419
7	29:05.988	4:03.907	109.238
8	33:10.281	4:04.293	109.066

20 83 Maria COSTELLO

TWN Behind 14.573

Best Time **4:03.591** Best Speed **109.380** On **5** Gp **a**

Lap	Elapsed Time	Lap Time	Lap Speed
1	4:38.680	4:38.680	93.996
2	8:45.646	4:06.966	107.885
3	12:50.460	4:04.814	108.833
4	16:54.258	4:03.798	109.287
5	20:57.849	4:03.591	109.380
6	25:05.239	4:07.390	107.700
7	29:12.190	4:06.951	107.892
8	33:24.048	4:11.858	105.790

Qualifying Classification

Position

21 70 Joe PHILLIPS

TWN Behind 15.079

Best Time **4:04.097** Best Speed **109.153** On **7** Gp **a**

Lap	Elapsed Time	Lap Time	Lap Speed
1	5:31.185	5:31.185	79.094
2	9:43.217	4:12.032	105.717
3	13:54.937	4:11.720	105.848
4	18:06.490	4:11.553	105.918
5	22:15.973	4:09.483	106.797
6	26:24.011	4:08.038	107.419
7	30:28.108	4:04.097	109.153
8	34:34.967	4:06.859	107.932

22 73 Derek COSTELLO

TWN Behind 19.091

Best Time **4:08.109** Best Speed **107.388** On **5** Gp **a**

Lap	Elapsed Time	Lap Time	Lap Speed
1	4:43.086	4:43.086	92.533
2	9:00.358	4:17.272	103.563
3	13:18.304	4:17.946	103.293
4	17:30.174	4:11.870	105.785
5	21:38.283	4:08.109	107.388
6	25:47.179	4:08.896	107.049
7	29:56.951	4:09.772	106.673
8	34:06.486	4:09.535	106.774

23 66 Andrew McMULLAN

TWN Behind 23.813

Best Time **4:12.831** Best Speed **105.382** On **8** Gp **a**

Lap	Elapsed Time	Lap Time	Lap Speed
1	5:01.774	5:01.774	86.802
2	9:24.801	4:23.027	101.297
3	13:47.036	4:22.235	101.603
4	18:06.280	4:19.244	102.776
5	22:24.683	4:18.403	103.110
6	26:42.867	4:18.184	103.198
7	30:56.473	4:13.606	105.060
8	35:09.304	4:12.831	105.382

METZELER ULSTER GRAND PRIX

SUPERTWIN

First Qualifying

Wednesday, 13 August 2014

DETAILED RESULT



Qualifying Classification

Position

24 62 Sean CONNOLLY

TWN Behind **25.167**

Best Time **4:14.185** Best Speed **104.821** On **6** Gp **a**

Lap	Elapsed Time	Lap Time	Lap Speed
1	5:16.859	5:16.859	82.670
2	9:44.077	4:27.218	99.709
3	14:09.522	4:25.445	100.375
4	18:28.448	4:18.926	102.902
5	22:46.971	4:18.523	103.062
6	27:01.156	4:14.185	104.821
7	31:16.426	4:15.270	104.376

25 54 Johnny McCAY

TWN Behind **25.821**

Best Time **4:14.839** Best Speed **104.552** On **7** Gp **a**

Lap	Elapsed Time	Lap Time	Lap Speed
1	5:00.402	5:00.402	87.199
2	9:25.481	4:25.079	100.513
3	13:47.360	4:21.879	101.741
4	18:07.676	4:20.316	102.352
5	22:24.971	4:17.295	103.554
6	26:42.124	4:17.153	103.611
7	30:56.963	4:14.839	104.552
8	35:14.254	4:17.291	103.556

26 53 William HARA

TWN Behind **26.024**

Best Time **4:15.042** Best Speed **104.469** On **7** Gp **a**

Lap	Elapsed Time	Lap Time	Lap Speed
1	5:26.292	5:26.292	80.280
2	9:45.701	4:19.409	102.710
3	14:11.285	4:25.584	100.322
4	18:27.777	4:16.492	103.878
5	22:44.790	4:17.013	103.668
6	27:00.993	4:16.203	103.996
7	31:16.035	4:15.042	104.469
8	35:45.473	4:29.438	98.887

27 58 Gary MILLER

TWN Behind **26.676**

Best Time **4:15.694** Best Speed **104.203** On **7** Gp **a**

Lap	Elapsed Time	Lap Time	Lap Speed
1	5:29.931	5:29.931	79.394
2	9:56.874	4:26.943	99.811
3	14:18.884	4:22.010	101.691
4	18:39.646	4:20.762	102.177
5	23:02.542	4:22.896	101.348
6	27:21.447	4:18.905	102.910
7	31:37.141	4:15.694	104.203

Qualifying Classification

Position

28 64 Stephen McKNIGHT

TWN Behind **29.608**

Best Time **4:18.626** Best Speed **103.021** On **3** Gp **a**

Lap	Elapsed Time	Lap Time	Lap Speed
1	5:25.066	5:25.066	80.583
2	9:44.374	4:19.308	102.750
3	14:03.000	4:18.626	103.021

29 79 Veronica HANKOCY

TWN Behind **29.784**

Best Time **4:18.802** Best Speed **102.951** On **6** Gp **a**

Lap	Elapsed Time	Lap Time	Lap Speed
1	4:42.733	4:42.733	92.648
2	9:05.842	4:23.109	101.266
3	13:30.790	4:24.948	100.563
4	17:50.400	4:19.610	102.631
5	22:09.806	4:19.406	102.711
6	26:28.608	4:18.802	102.951
7	30:48.080	4:19.472	102.685
8	35:08.958	4:20.878	102.132

30 104 Chris HILLIS

TWN Behind **31.018**

Best Time **4:20.036** Best Speed **102.463** On **7** Gp **a**

Lap	Elapsed Time	Lap Time	Lap Speed
1	5:29.558	5:29.558	79.484
2	10:00.267	4:30.709	98.423
3	14:27.456	4:27.189	99.720
4	18:52.397	4:24.941	100.566
5	23:14.885	4:22.488	101.505
6	27:37.998	4:23.113	101.264
7	31:58.034	4:20.036	102.463

31 17 Sam DUNLOP

TWN Behind **32.302**

Best Time **4:21.320** Best Speed **101.959** On **3** Gp **a**

Lap	Elapsed Time	Lap Time	Lap Speed
1	6:38.268	6:38.268	65.771
2	11:03.695	4:25.427	100.381
3	15:25.015	4:21.320	101.959

METZELER ULSTER GRAND PRIX

SUPERTWIN

First Qualifying

Wednesday, 13 August 2014

DETAILED RESULT



Qualifying Classification

Position

32 49 Sandy BERWICK

TWN Behind 34.425

Best Time 4:23.443 Best Speed 101.137 On 7 Gp a

Lap	Elapsed Time	Lap Time	Lap Speed
1	5:08.976	5:08.976	84.779
2	9:40.448	4:31.472	98.146
3	14:11.257	4:30.809	98.387
4	18:38.614	4:27.357	99.657
5	23:07.181	4:28.567	99.208
6	27:33.246	4:26.065	100.141
7	31:56.689	4:23.443	101.137

33 69 Ronnie SCOTT

TWN Behind 34.524

Best Time 4:23.542 Best Speed 101.099 On 7 Gp a

Lap	Elapsed Time	Lap Time	Lap Speed
1	5:39.097	5:39.097	77.248
2	10:14.203	4:35.106	96.850
3	14:40.182	4:25.979	100.173
4	19:07.364	4:27.182	99.722
5	23:31.388	4:24.024	100.915
6	27:55.678	4:24.290	100.813
7	32:19.220	4:23.542	101.099

34 68 Peter WAKEFIELD

TWN Behind 36.632

Best Time 4:25.650 Best Speed 100.297 On 7 Gp a

Lap	Elapsed Time	Lap Time	Lap Speed
1	5:06.597	5:06.597	85.437
2	9:43.096	4:36.499	96.362
3	14:12.330	4:29.234	98.962
4	18:41.588	4:29.258	98.953
5	23:12.063	4:30.475	98.508
6	27:38.640	4:26.577	99.948
7	32:04.290	4:25.650	100.297

35 56 Brian LOUGHLIN

TWN Behind 36.951

Best Time 4:25.969 Best Speed 100.177 On 7 Gp a

Lap	Elapsed Time	Lap Time	Lap Speed
1	5:07.093	5:07.093	85.299
2	9:39.542	4:32.449	97.794
3	14:08.218	4:28.676	99.168
4	18:39.098	4:30.880	98.361
5	23:11.196	4:32.098	97.920
6	27:37.673	4:26.477	99.986
7	32:03.642	4:25.969	100.177

Qualifying Classification

Position

36 52 Paul FALLON

TWN Behind 39.018

Best Time 4:28.036 Best Speed 99.404 On 5 Gp a

Lap	Elapsed Time	Lap Time	Lap Speed
1	5:08.067	5:08.067	85.029
2	9:40.074	4:32.007	97.953
3	14:09.346	4:29.272	98.948
4	18:39.415	4:30.069	98.656
5	23:07.451	4:28.036	99.404
6	27:36.265	4:28.814	99.117
7	32:05.478	4:29.213	98.970

37 82 Alfred STARK

TWN Behind 40.365

Best Time 4:29.383 Best Speed 98.907 On 7 Gp a

Lap	Elapsed Time	Lap Time	Lap Speed
1	5:20.348	5:20.348	81.769
2	9:56.127	4:35.779	96.613
3	14:30.974	4:34.847	96.941
4	19:04.224	4:33.250	97.508
5	23:35.004	4:30.780	98.397
6	28:06.550	4:31.546	98.120
7	32:35.933	4:29.383	98.907

38 50 James CHRISTIE

TWN Behind 41.240

Best Time 4:30.258 Best Speed 98.587 On 5 Gp a

Lap	Elapsed Time	Lap Time	Lap Speed
1	5:32.096	5:32.096	78.877
2	10:15.902	4:43.806	93.881
3	14:51.630	4:35.728	96.631
4	19:26.405	4:34.775	96.966
5	23:56.663	4:30.258	98.587
6	28:28.206	4:31.543	98.121
7	33:00.248	4:32.042	97.941

Non Qualifiers

Position

38 Anthony AMBLER

TWN Behind 45.733

Best Time 4:34.751 Best Speed 96.975 On 2 Gp a

Lap	Elapsed Time	Lap Time	Lap Speed
1	4:56.655	4:56.655	88.300
2	9:31.406	4:34.751	96.975
3	14:10.689	4:39.283	95.401
4	18:45.440	4:34.751	96.975
5	23:25.543	4:40.103	95.122

METZELER ULSTER GRAND PRIX

SUPERTWIN

First Qualifying

Wednesday, 13 August 2014

DETAILED RESULT



Non Qualifiers

Position

96 Philip DRENNAN

TWN Behind **46.910**
Best Time **4:35.928** Best Speed **96.561** On **6** Gp **a**

Lap	Elapsed Time	Lap Time	Lap Speed
1	5:41.067	5:41.067	76.802
2	10:27.406	4:46.339	93.050
3	15:15.093	4:47.687	92.614
4	19:59.965	4:44.872	93.530
5	24:43.293	4:43.328	94.039
6	29:19.221	4:35.928	96.561
7	33:56.628	4:37.407	96.046

90 Thomas MOLLOY

TWN Behind **49.636**
Best Time **4:38.654** Best Speed **95.617** On **7** Gp **a**

Lap	Elapsed Time	Lap Time	Lap Speed
1	5:50.084	5:50.084	74.824
2	10:44.081	4:53.997	90.627
3	15:37.824	4:53.743	90.705
4	20:25.731	4:47.907	92.544
5	25:10.030	4:44.299	93.718
6	29:53.680	4:43.650	93.933
7	34:32.334	4:38.654	95.617

63 John McCANN

TWN Behind **1:02.005**
Best Time **4:51.023** Best Speed **91.553** On **3** Gp **a**

Lap	Elapsed Time	Lap Time	Lap Speed
1	5:34.794	5:34.794	78.241
2	10:27.061	4:52.267	91.163
3	15:18.084	4:51.023	91.553
4	20:11.844	4:53.760	90.700
5	25:04.321	4:52.477	91.098
6	29:55.957	4:51.636	91.360

35 Stephen BEATTIE

TWN Behind **1:02.928**
Best Time **4:51.946** Best Speed **91.263** On **5** Gp **a**

Lap	Elapsed Time	Lap Time	Lap Speed
1	7:12.122	7:12.122	60.619
2	12:08.950	4:56.828	89.762
3	18:15.958	6:07.008	72.598
4	25:35.694	7:19.736	60.591
5	30:27.640	4:51.946	91.263
6	35:21.136	4:53.496	90.781

Non Qualifiers

Position

99 Thomas WHITMORE

TWN Behind **2:11.769**
Best Time **6:00.787** Best Speed **73.850** On **1** Gp **a**

Lap	Elapsed Time	Lap Time	Lap Speed
1	6:00.787	6:00.787	72.604

23 Dennis BOOTH

TWN Behind **7:15.001**
Best Time **11:04.019** Best Speed **40.125** On **1** Gp **a**

Lap	Elapsed Time	Lap Time	Lap Speed
1	11:04.019	11:04.019	39.449

Speed TrapSupertwins 1st Practice

No.	Name	Lap 1	Lap 2	Lap 3	Lap 4	Lap 5	Lap 6	Lap 7	Lap 8
1	Michael DUNLOP			129	144	144			
9	James COWTON	144	144	144	142				
13	Lee JOHNSTON	143							
17	Sam DUNLOP	139	139	130					
25	Christian ELKIN	143	140	146	140				
26	Keith AMOR	149	144	143	145				
38	Anthony AMBLER	145	116						138
46	Timothee MONOT		142	144					
48	Derek McGEE	149		143	145	131			
50	James CHRISTIE	130	126			138	124		
53	William HARA			137	138			138	
54	Johnny McCAY	141							
56	Brian LOUGHLIN	145				130			
57	Ian MORRELL		138	142	143		140	143	
58	Gary MILLER		135					127	
59	Marie HODGSON							121	
60	Ivan LINTIN			144	146				
61	John WALSH							131	
62	Sean CONNOLLY					137			
63	John McCANN	133				138	126	139	
64	Stephen McKNIGHT		140	129					
65	Michael SWEENEY					142			
66	Andrew McMULLAN	140	130		131	134	139	135	
68	Peter WAKEFIELD				132				
69	Ronnie SCOTT							137	
71	Davy MORGAN		142	139	136		133		
72	Gareth KEYS	143		140					
73	Derek COSTELLO		143	143		143	142		
74	Connor BEHAN	143	144	146				149	
75	Glenn IRWIN		140				146	145	146
78	Michal DOKOUPIL		143	139	141			137	
79	Veronica HANKOCY			136	135	135	136	131	
82	Alfred STARK	126				121			
83	Maria COSTELLO			145				141	
88	Daniel COOPER	145			146				
90	Thomas MOLLOY	135	132				123		
96	Philip DRENNAN					132	132	129	
104	Chris HILLIS	129	137			138	138	133	
111	Paul SHOESMITH	142			143	142	141		

METZELER ULSTER GRAND PRIX SUPERTWIN

Second Qualifying
Thursday, 14 August 2014



Qualifying Time **4:27.921** Qualifying Speed **99.447**


Pos	Class	No	Name	Machine / Sponsor	Time	Best Lap Behind	Speed	On	Total Laps	Qualifying Laps
1	TWN	60	Ivan LINTIN	Kawasaki - McKinstry Racing	3:45.646		118.079	3	4	4
2	TWN	13	Lee JOHNSTON	Kawasaki - ECC / Pirtek	3:46.216	0.570	117.781	3	4	4
3	TWN	26	Keith AMOR	Kawasaki - KMR / SGS International	3:47.460	1.814	117.137	7	8	8
4	TWN	74	Connor BEHAN	Kawasaki - KMR / SGS International	3:48.290	2.644	116.711	8	8	7
5	TWN	65	Michael SWEENEY	Kawasaki - Kiely Heating Racing	3:48.865	3.219	116.418	3	4	4
6	TWN	88	Daniel COOPER	Kawasaki - CMS Racing	3:49.918	4.272	115.885	3	8	8
7	TWN	48	Derek McGEE	Kawasaki - McGee Racing	3:50.155	4.509	115.765	3	6	5
8	TWN	25	Christian ELKIN	Kawasaki - Moto-Tech	3:52.392	6.746	114.651	7	8	7
9	TWN	9	James COWTON	Kawasaki - Stewart Smith Racing	3:52.767	7.121	114.466	2	6	5
10	TWN	46	Timothee MONOT	Kawasaki	3:55.539	9.893	113.119	4	5	4
11	TWN	61	John WALSH	Kawasaki - McKinstry Racing	3:55.608	9.962	113.086	8	8	7
12	TWN	71	Davy MORGAN	Kawasaki - CMS	3:56.933	11.287	112.454	2	4	3
13	TWN	57	Ian MORRELL	Suzuki - B & M Racing	3:57.569	11.923	112.153	2	8	8
14	TWN	78	Michal DOKOUPIL	Kawasaki - R T & E Racing	3:58.583	12.937	111.676	8	8	7
15	TWN	111	Paul SHOESMITH	Kawasaki - Ice Valley by Motorsave	3:59.363	13.717	111.312	3	8	7
16	TWN	83	Maria COSTELLO	Kawasaki - ESM/Hol-Taj/Bob Jackson	3:59.916	14.270	111.055	4	8	8
17	TWN	95	Xavier DENIS	Kawasaki	4:00.031	14.385	111.002	2	5	4
18	TWN	70	Joe PHILLIPS	Yamasaki - Paul Morrissey Racing	4:01.178	15.532	110.474	3	5	4
19	TWN	17	Sam DUNLOP	Kawasaki - Emerald Road Racing	4:09.205	23.559	106.916	7	7	6
20	TWN	66	Andrew McMULLAN	Kawasaki - Auto Valet	4:10.322	24.676	106.439	6	8	7
21	TWN	73	Derek COSTELLO	Kawasaki	4:11.283	25.637	106.032	4	7	5
22	TWN	53	William HARA	Suzuki - Dennis Patton	4:11.388	25.742	105.987	8	8	7
23	TWN	62	Sean CONNOLLY	Suzuki - SKM Racing	4:13.685	28.039	105.028	3	7	6
24	TWN	58	Gary MILLER	Suzuki - DMR	4:15.646	29.1000	104.222	7	7	6
25	TWN	69	Ronnie SCOTT	Kawasaki	4:17.270	31.624	103.564	6	7	6
26	TWN	79	Veronica HANKOCY	Kawasaki - R T & E Racing	4:18.490	32.844	103.075	4	8	7
27	TWN	54	Johnny McCAY	Suzuki - Johnny McCay Racing	4:19.488	33.842	102.679	6	7	6
28	TWN	49	Sandy BERWICK	Suzuki - Berm Shotblasting	4:19.524	33.878	102.665	6	7	6
29	TWN	104	Chris HILLIS	Suzuki	4:24.268	38.622	100.822	4	5	2
30	TWN	52	Paul FALLON	Suzuki	4:25.197	39.551	100.469	7	7	3
31	TWN	56	Brian LOUGHLIN	Suzuki	4:26.835	41.189	99.852	3	7	2

Non Qualifiers

TWN	1	Michael DUNLOP	Kawasaki - McAdoo Racing	3:52.503	6.857	114.596	3	3	<u>1</u>
TWN	68	Peter WAKEFIELD	Suzuki - PW Racing	4:28.807	43.161	99.119	4	5	<u>0</u>
TWN	96	Philip DRENNAN	Suzuki	4:28.866	43.220	99.098	7	7	<u>0</u>
TWN	82	Alfred STARK	Ducati 620	4:29.055	43.409	99.028	7	7	<u>0</u>
TWN	92	Anthony HARRISON	Kawasaki	4:42.330	56.684	94.372	6	6	<u>0</u>
TWN	63	John McCANN	Suzuki - MotoMerchants.com	4:45.019	59.373	93.481	2	5	<u>0</u>
TWN	35	Stephen BEATTIE	Kawasaki	4:54.877	1:09.231	90.356	3	3	<u>0</u>
TWN	50	James CHRISTIE	Suzuki - Team JCR	5:04.262	1:18.616	87.569	1	1	<u>0</u>

Provisional result to be confirmed by the Stewards of the Meeting subject to completion of technical inspections & the time limit for protests

Page 1 / 1

Circuit	Dundrod	Signed	Organising Club	Dundrod & District MCC
Length(miles)	7.4011 Lap 1 (7.2763)		Qualifying Started	13:29
Weather	Sunny	Chief Timekeeper		
Track	Dry	Issued At: 14:05		

METZELER ULSTER GRAND PRIX

SUPERTWIN

Second Qualifying

Thursday, 14 August 2014

DETAILED RESULT

SOS Restoration Supertwin



Qualifying Classification

Position

1 60 Ivan LINTIN

TWN Behind
Best Time **3:45.646** Best Speed **118.079** On **3** Gp **a**

Lap	Elapsed Time	Lap Time	Lap Speed
1	4:03.966	4:03.966	107.370
2	7:54.321	3:50.355	115.665
3	11:39.967	3:45.646	118.079
4	15:34.744	3:54.777	113.486

2 13 Lee JOHNSTON

TWN Behind **0.570**
Best Time **3:46.216** Best Speed **117.781** On **3** Gp **a**

Lap	Elapsed Time	Lap Time	Lap Speed
1	4:04.271	4:04.271	107.236
2	7:53.636	3:49.365	116.164
3	11:39.852	3:46.216	117.781
4	15:36.999	3:57.147	112.352

3 26 Keith AMOR

TWN Behind **1.814**
Best Time **3:47.460** Best Speed **117.137** On **7** Gp **a**

Lap	Elapsed Time	Lap Time	Lap Speed
1	4:06.515	4:06.515	106.260
2	7:55.349	3:48.834	116.434
3	11:43.117	3:47.768	116.979
4	15:31.184	3:48.067	116.825
5	19:20.075	3:48.891	116.405
6	23:08.079	3:48.004	116.857
7	26:55.539	3:47.460	117.137
8	31:07.199	4:11.660	105.873

4 74 Connor BEHAN

TWN Behind **2.644**
Best Time **3:48.290** Best Speed **116.711** On **8** Gp **a**

Lap	Elapsed Time	Lap Time	Lap Speed
1	4:34.080	4:34.080	95.573
2	8:28.853	3:54.773	113.488
3	12:20.817	3:51.964	114.862
4	16:11.370	3:50.553	115.565
5	20:07.238	3:55.868	112.961
6	23:59.850	3:52.612	114.543
7	27:49.073	3:49.223	116.236
8	31:37.363	3:48.290	116.711

SOS Restoration Supertwin

Qualifying Classification

Position

5 65 Michael SWEENEY

TWN Behind **3.219**
Best Time **3:48.865** Best Speed **116.418** On **3** Gp **a**

Lap	Elapsed Time	Lap Time	Lap Speed
1	4:02.739	4:02.739	107.913
2	7:54.621	3:51.882	114.903
3	11:43.486	3:48.865	116.418
4	15:37.867	3:54.381	113.678

6 88 Daniel COOPER

TWN Behind **4.272**
Best Time **3:49.918** Best Speed **115.885** On **3** Gp **a**

Lap	Elapsed Time	Lap Time	Lap Speed
1	4:02.303	4:02.303	108.107
2	7:54.382	3:52.079	114.806
3	11:44.300	3:49.918	115.885
4	15:34.495	3:50.195	115.745
5	19:25.047	3:50.552	115.566
6	23:16.115	3:51.068	115.308
7	27:06.158	3:50.043	115.822
8	31:05.831	3:59.673	111.168

7 48 Derek McGEE

TWN Behind **4.509**
Best Time **3:50.155** Best Speed **115.765** On **3** Gp **a**

Lap	Elapsed Time	Lap Time	Lap Speed
1	4:03.600	4:03.600	107.532
2	7:55.136	3:51.536	115.075
3	11:45.291	3:50.155	115.765
4	15:39.991	3:54.700	113.523
5	20:38.502	4:58.511	89.256
6	24:35.987	3:57.485	112.192

8 25 Christian ELKIN

TWN Behind **6.746**
Best Time **3:52.392** Best Speed **114.651** On **7** Gp **a**

Lap	Elapsed Time	Lap Time	Lap Speed
1	4:09.364	4:09.364	105.046
2	8:03.659	3:54.295	113.720
3	11:56.277	3:52.618	114.540
4	15:50.332	3:54.055	113.836
5	19:50.098	3:59.766	111.125
6	25:51.220	6:01.122	73.781
7	29:43.612	3:52.392	114.651
8	33:37.138	3:53.526	114.094

METZELER ULSTER GRAND PRIX

SUPERTWIN

Second Qualifying

Thursday, 14 August 2014

DETAILED RESULT

SOS Restoration Supertwin



Qualifying Classification

Position

9 9 James COWTON

TWN Behind 7.121

Best Time **3:52.767** Best Speed **114.466** On 2 Gp a

Lap	Elapsed Time	Lap Time	Lap Speed
1	4:09.724	4:09.724	104.895
2	8:02.491	3:52.767	114.466
3	11:56.592	3:54.101	113.814
4	18:22.410	6:25.818	69.058
5	22:17.115	3:54.705	113.521
6	26:10.735	3:53.620	114.048

10 46 Timothee MONOT

TWN Behind 9.893

Best Time **3:55.539** Best Speed **113.119** On 4 Gp a

Lap	Elapsed Time	Lap Time	Lap Speed
1	4:45.937	4:45.937	91.610
2	8:44.403	3:58.466	111.731
3	12:41.859	3:57.456	112.206
4	16:37.398	3:55.539	113.119
5	20:39.784	4:02.386	109.924

11 61 John WALSH

TWN Behind 9.962

Best Time **3:55.608** Best Speed **113.086** On 8 Gp a

Lap	Elapsed Time	Lap Time	Lap Speed
1	4:19.081	4:19.081	101.106
2	8:18.965	3:59.884	111.070
3	12:18.488	3:59.523	111.238
4	16:18.768	4:00.280	110.887
5	22:30.356	6:11.588	71.703
6	26:27.307	3:56.951	112.445
7	30:26.229	3:58.922	111.517
8	34:21.837	3:55.608	113.086

12 71 Davy MORGAN

TWN Behind 11.287

Best Time **3:56.933** Best Speed **112.454** On 2 Gp a

Lap	Elapsed Time	Lap Time	Lap Speed
1	4:34.471	4:34.471	95.437
2	8:31.404	3:56.933	112.454
3	12:29.073	3:57.669	112.105
4	16:35.409	4:06.336	108.161

SOS Restoration Supertwin

Qualifying Classification

Position

13 57 Ian MORRELL

TWN Behind 11.923

Best Time **3:57.569** Best Speed **112.153** On 2 Gp a

Lap	Elapsed Time	Lap Time	Lap Speed
1	4:09.500	4:09.500	104.989
2	8:07.069	3:57.569	112.153
3	12:06.244	3:59.175	111.399
4	16:06.639	4:00.395	110.834
5	20:07.173	4:00.534	110.770
6	24:05.821	3:58.648	111.645
7	28:06.331	4:00.510	110.781
8	32:07.253	4:00.922	110.592

14 78 Michal DOKOUPIL

TWN Behind 12.937

Best Time **3:58.583** Best Speed **111.676** On 8 Gp a

Lap	Elapsed Time	Lap Time	Lap Speed
1	4:39.902	4:39.902	93.585
2	8:43.022	4:03.120	109.592
3	12:43.943	4:00.921	110.592
4	16:44.060	4:00.117	110.962
5	20:43.333	3:59.273	111.354
6	24:43.793	4:00.460	110.804
7	28:44.400	4:00.607	110.736
8	32:42.983	3:58.583	111.676

15 111 Paul SHOESMITH

TWN Behind 13.717

Best Time **3:59.363** Best Speed **111.312** On 3 Gp a

Lap	Elapsed Time	Lap Time	Lap Speed
1	4:29.373	4:29.373	97.243
2	8:31.966	4:02.593	109.830
3	12:31.329	3:59.363	111.312
4	16:31.547	4:00.218	110.916
5	20:32.886	4:01.339	110.401
6	24:35.255	4:02.369	109.931
7	28:35.254	3:59.999	111.017
8	32:36.020	4:00.766	110.663

METZELER ULSTER GRAND PRIX

SUPERTWIN

Second Qualifying

Thursday, 14 August 2014

DETAILED RESULT

SOS Restoration Supertwin



Qualifying Classification

Position

16 83 Maria COSTELLO

TWN Behind 14.270

Best Time 3:59.916 Best Speed 111.055 On 4 Gp a

Lap	Elapsed Time	Lap Time	Lap Speed
1	4:19.943	4:19.943	100.771
2	8:20.721	4:00.778	110.658
3	12:20.852	4:00.131	110.956
4	16:20.768	3:59.916	111.055
5	20:24.677	4:03.909	109.237
6	24:25.941	4:01.264	110.435
7	28:28.519	4:02.578	109.837
8	32:38.047	4:09.528	106.777

17 95 Xavier DENIS

TWN Behind 14.385

Best Time 4:00.031 Best Speed 111.002 On 2 Gp a

Lap	Elapsed Time	Lap Time	Lap Speed
1	4:20.066	4:20.066	100.723
2	8:20.097	4:00.031	111.002
3	12:20.186	4:00.089	110.975
4	16:20.277	4:00.091	110.974
5	21:02.916	4:42.639	94.269

18 70 Joe PHILLIPS

TWN Behind 15.532

Best Time 4:01.178 Best Speed 110.474 On 3 Gp a

Lap	Elapsed Time	Lap Time	Lap Speed
1	4:30.399	4:30.399	96.874
2	8:32.333	4:01.934	110.129
3	12:33.511	4:01.178	110.474
4	16:34.889	4:01.378	110.383
5	20:50.484	4:15.595	104.243

19 17 Sam DUNLOP

TWN Behind 23.559

Best Time 4:09.205 Best Speed 106.916 On 7 Gp a

Lap	Elapsed Time	Lap Time	Lap Speed
1	7:45.284	7:45.284	56.298
2	12:01.513	4:16.229	103.985
3	16:15.541	4:14.028	104.886
4	20:30.116	4:14.575	104.661
5	24:40.309	4:10.193	106.494
6	28:50.413	4:10.104	106.532
7	32:59.618	4:09.205	106.916

SOS Restoration Supertwin

Qualifying Classification

Position

20 66 Andrew McMULLAN

TWN Behind 24.676

Best Time 4:10.322 Best Speed 106.439 On 6 Gp a

Lap	Elapsed Time	Lap Time	Lap Speed
1	4:51.779	4:51.779	89.776
2	9:03.907	4:12.128	105.676
3	13:15.079	4:11.172	106.079
4	17:26.828	4:11.749	105.835
5	21:39.694	4:12.866	105.368
6	25:50.016	4:10.322	106.439
7	30:11.096	4:21.080	102.053
8	34:21.674	4:10.578	106.330

21 73 Derek COSTELLO

TWN Behind 25.637

Best Time 4:11.283 Best Speed 106.032 On 4 Gp a

Lap	Elapsed Time	Lap Time	Lap Speed
1	5:21.760	5:21.760	81.411
2	9:41.763	4:20.003	102.476
3	13:54.435	4:12.672	105.449
4	18:05.718	4:11.283	106.032
5	22:19.419	4:13.701	105.021
6	26:31.368	4:11.949	105.751
7	31:01.908	4:30.540	98.484

22 53 William HARA

TWN Behind 25.742

Best Time 4:11.388 Best Speed 105.987 On 8 Gp a

Lap	Elapsed Time	Lap Time	Lap Speed
1	5:03.155	5:03.155	86.407
2	9:18.945	4:15.790	104.163
3	13:34.981	4:16.036	104.063
4	17:49.243	4:14.262	104.789
5	22:03.165	4:13.922	104.930
6	26:15.303	4:12.138	105.672
7	30:27.610	4:12.307	105.601
8	34:38.998	4:11.388	105.987

23 62 Sean CONNOLLY

TWN Behind 28.039

Best Time 4:13.685 Best Speed 105.028 On 3 Gp a

Lap	Elapsed Time	Lap Time	Lap Speed
1	5:19.145	5:19.145	82.078
2	9:36.530	4:17.385	103.518
3	13:50.215	4:13.685	105.028
4	18:05.973	4:15.758	104.176
5	22:21.915	4:15.942	104.102
6	26:36.937	4:15.022	104.477
7	30:51.313	4:14.376	104.742

METZELER ULSTER GRAND PRIX

SUPERTWIN

Second Qualifying

Thursday, 14 August 2014

DETAILED RESULT

SOS Restoration Supertwin



Qualifying Classification

Position

24 58 Gary MILLER

TWN Behind 29.1000

Best Time 4:15.646 Best Speed 104.222 On 7 Gp a

Lap	Elapsed Time	Lap Time	Lap Speed
1	5:10.185	5:10.185	84.449
2	9:36.255	4:26.070	100.139
3	13:54.678	4:18.423	103.102
4	18:13.870	4:19.192	102.796
5	22:33.415	4:19.545	102.656
6	26:50.572	4:17.157	103.610
7	31:06.218	4:15.646	104.222

25 69 Ronnie SCOTT

TWN Behind 31.624

Best Time 4:17.270 Best Speed 103.564 On 6 Gp a

Lap	Elapsed Time	Lap Time	Lap Speed
1	5:11.725	5:11.725	84.031
2	9:35.941	4:24.216	100.842
3	13:55.911	4:19.970	102.489
4	18:16.704	4:20.793	102.165
5	22:36.714	4:20.010	102.473
6	26:53.984	4:17.270	103.564
7	31:11.740	4:17.756	103.369

26 79 Veronica HANKOCY

TWN Behind 32.844

Best Time 4:18.490 Best Speed 103.075 On 4 Gp a

Lap	Elapsed Time	Lap Time	Lap Speed
1	4:42.877	4:42.877	92.601
2	9:03.692	4:20.815	102.157
3	13:24.140	4:20.448	102.300
4	17:42.630	4:18.490	103.075
5	22:01.531	4:18.901	102.912
6	26:20.228	4:18.697	102.993
7	30:38.914	4:18.686	102.997
8	34:57.533	4:18.619	103.024

27 54 Johnny McCAY

TWN Behind 33.842

Best Time 4:19.488 Best Speed 102.679 On 6 Gp a

Lap	Elapsed Time	Lap Time	Lap Speed
1	4:53.934	4:53.934	89.118
2	9:16.944	4:23.010	101.304
3	13:40.060	4:23.116	101.263
4	18:01.592	4:21.532	101.876
5	22:22.716	4:21.124	102.036
6	26:42.204	4:19.488	102.679
7	31:03.987	4:21.783	101.779

SOS Restoration Supertwin

Qualifying Classification

Position

28 49 Sandy BERWICK

TWN Behind 33.878

Best Time 4:19.524 Best Speed 102.665 On 6 Gp a

Lap	Elapsed Time	Lap Time	Lap Speed
1	5:00.970	5:00.970	87.034
2	9:25.415	4:24.445	100.754
3	13:50.216	4:24.801	100.619
4	18:13.460	4:23.244	101.214
5	22:37.170	4:23.710	101.035
6	26:56.694	4:19.524	102.665
7	31:18.504	4:21.810	101.768

29 104 Chris HILLIS

TWN Behind 38.622

Best Time 4:24.268 Best Speed 100.822 On 4 Gp a

Lap	Elapsed Time	Lap Time	Lap Speed
1	5:21.559	5:21.559	81.462
2	9:55.116	4:33.557	97.398
3	14:20.772	4:25.656	100.295
4	18:45.040	4:24.268	100.822
5	23:13.806	4:28.766	99.134

30 52 Paul FALLON

TWN Behind 39.551

Best Time 4:25.197 Best Speed 100.469 On 7 Gp a

Lap	Elapsed Time	Lap Time	Lap Speed
1	5:20.980	5:20.980	81.608
2	9:57.900	4:36.920	96.215
3	14:26.246	4:28.346	99.290
4	18:54.597	4:28.351	99.288
5	23:21.262	4:26.665	99.915
6	27:47.771	4:26.509	99.974
7	32:12.968	4:25.197	100.469

31 56 Brian LOUGHLIN

TWN Behind 41.189

Best Time 4:26.835 Best Speed 99.852 On 3 Gp a

Lap	Elapsed Time	Lap Time	Lap Speed
1	4:56.548	4:56.548	88.332
2	9:26.704	4:30.156	98.624
3	13:53.539	4:26.835	99.852
4	18:21.900	4:28.361	99.284
5	22:51.738	4:29.838	98.741
6	27:20.961	4:29.223	98.966
7	31:48.144	4:27.183	99.722

Non Qualifiers

Position



METZELER ULSTER GRAND PRIX

SUPERTWIN

Second Qualifying

Thursday, 14 August 2014

DETAILED RESULT

SOS Restoration Supertwin



Non Qualifiers

Position

1 Michael DUNLOP

TWN Behind **6.857**
Best Time **3:52.503** Best Speed **114.596** On **3** Gp **a**

Lap	Elapsed Time	Lap Time	Lap Speed
1	6:06.265	6:06.265	71.518
2	10:39.499	4:33.234	97.513
3	14:32.002	3:52.503	114.596

68 Peter WAKEFIELD

TWN Behind **43.161**
Best Time **4:28.807** Best Speed **99.119** On **4** Gp **a**

Lap	Elapsed Time	Lap Time	Lap Speed
1	4:42.320	4:42.320	92.784
2	9:11.650	4:29.330	98.927
3	13:42.254	4:30.604	98.461
4	18:11.061	4:28.807	99.119
5	22:43.681	4:32.620	97.733

96 Philip DRENNAN

TWN Behind **43.220**
Best Time **4:28.866** Best Speed **99.098** On **7** Gp **a**

Lap	Elapsed Time	Lap Time	Lap Speed
1	5:19.614	5:19.614	81.957
2	10:04.712	4:45.098	93.455
3	14:43.600	4:38.888	95.536
4	19:21.716	4:38.116	95.802
5	23:54.743	4:33.027	97.587
6	28:24.143	4:29.400	98.901
7	32:53.009	4:28.866	99.098

82 Alfred STARK

TWN Behind **43.409**
Best Time **4:29.055** Best Speed **99.028** On **7** Gp **a**

Lap	Elapsed Time	Lap Time	Lap Speed
1	5:21.360	5:21.360	81.512
2	10:01.048	4:39.688	95.263
3	14:33.740	4:32.692	97.707
4	19:05.675	4:31.935	97.979
5	23:35.972	4:30.297	98.573
6	28:05.724	4:29.752	98.772
7	32:34.779	4:29.055	99.028

SOS Restoration Supertwin

Non Qualifiers

Position

92 Anthony HARRISON

TWN Behind **56.684**
Best Time **4:42.330** Best Speed **94.372** On **6** Gp **a**

Lap	Elapsed Time	Lap Time	Lap Speed
1	5:21.616	5:21.616	81.447
2	15:38.047	10:16.431	43.223
3	20:29.666	4:51.619	91.366
4	25:13.846	4:44.180	93.757
5	30:02.568	4:48.722	92.282
6	34:44.898	4:42.330	94.372

63 John McCANN

TWN Behind **59.373**
Best Time **4:45.019** Best Speed **93.481** On **2** Gp **a**

Lap	Elapsed Time	Lap Time	Lap Speed
1	5:19.194	5:19.194	82.065
2	10:04.213	4:45.019	93.481
3	14:54.264	4:50.051	91.860
4	19:43.316	4:49.052	92.177
5	24:37.715	4:54.399	90.503

35 Stephen BEATTIE

TWN Behind **1:09.231**
Best Time **4:54.877** Best Speed **90.356** On **3** Gp **a**

Lap	Elapsed Time	Lap Time	Lap Speed
1	6:03.557	6:03.557	72.051
2	10:58.628	4:55.071	90.297
3	15:53.505	4:54.877	90.356

50 James CHRISTIE

TWN Behind **1:18.616**
Best Time **5:04.262** Best Speed **87.569** On **1** Gp **a**

Lap	Elapsed Time	Lap Time	Lap Speed
1	5:04.262	5:04.262	86.093

Speed TrapSupertwins 2nd Practice

No.	Name	<u>Lap 1</u>	<u>Lap 2</u>	<u>Lap 3</u>	<u>Lap 4</u>	<u>Lap 5</u>	<u>Lap 6</u>	<u>Lap 7</u>
1	Michael DUNLOP	144	142					
9	James COWTON		145	132	146	146		
13	Lee JOHNSTON		144					
17	Sam DUNLOP	136		137			137	
25	Christian ELKIN		144	142			142	
26	Keith AMOR		144	146		147		
35	Stephen BEATTIE		115	115				
46	Timothee MONOT				140			
48	Derek McGEE				129	143		
49		125	129		127	128	124	
50	James CHRISTIE	127						
52	Paul FALLON	108	137	129	124	145		
53	William HARA			135	136	139	134	138
54	Johnny McCAY	125	133		125	126	123	
56	Brian LOUGHLIN	133				130	128	
57	Ian MORRELL	146	144	143	144	140	141	
58	Gary MILLER		129			127		
60	Ivan LINTIN	149						
61	John WALSH						138	
62	Sean CONNOLLY	118		133	118		133	
63	John McCANN					124		
66	Andrew McMULLAN	130		135		135	144	133
68	Peter WAKEFIELD		137		128	146		
69	Ronnie SCOTT	129						
70	Joe PHILLIPS	142		141		140		
72	Gareth KEYS					139		
73	Derek COSTELLO		142		139		140	
74	Connor BEHAN	140	144	150		142	128	
78	Michal DOKOUPIL		146					
79	Veronica HANKOCY	128	135	136			135	136
82	Alfred STARK		122			120		
83	Maria COSTELLO					139	171	
88	Daniel COOPER					142		
92	Anthony HARRISON			132		127	132	
96	Philip DRENNAN		115	132		130	140	
104	Chris HILLIS		138	137	137			
111	Paul SHOESMITH	140		139	136		138	

METZELER ULSTER GRAND PRIX

SUPERTWIN Combined Qualifying




Pos	Class	No	Name	-----Best Time / Qual Laps-----				Overall Best Time / Speed /		
				Session A		Session B		Total Qual Laps		
Qualifying Classification										
1	TWN	60	Ivan LINTIN	3:49.666	4	3:45.646	4	3:45.646	118.079	8
2	TWN	13	Lee JOHNSTON	3:51.816	3	3:46.216	4	3:46.216	117.781	7
3	TWN	26	Keith AMOR	3:49.018	7	3:47.460	8	3:47.460	117.137	15
4	TWN	74	Connor BEHAN	3:53.316	7	3:48.290	7	3:48.290	116.711	14
5	TWN	65	Michael SWEENEY	3:53.607	6	3:48.865	4	3:48.865	116.418	10
6	TWN	88	Daniel COOPER	3:52.499	8	3:49.918	8	3:49.918	115.885	16
7	TWN	48	Derek McGEE	3:52.706	9	3:50.155	5	3:50.155	115.765	14
8	TWN	75	Glenn IRWIN	3:50.321	9	-----		3:50.321	115.682	9
9	TWN	1	Michael DUNLOP	3:52.285	3	3:52.503	1	3:52.285	114.704	4
10	TWN	25	Christian ELKIN	3:54.240	8	3:52.392	7	3:52.392	114.651	15
11	TWN	9	James COWTON	3:56.134	5	3:52.767	5	3:52.767	114.466	10
12	TWN	46	Timothee MONOT	3:59.051	4	3:55.539	4	3:55.539	113.119	8
13	TWN	61	John WALSH	4:00.894	3	3:55.608	7	3:55.608	113.086	10
14	TWN	71	Davy MORGAN	3:56.699	6	3:56.933	3	3:56.699	112.565	9
15	TWN	57	Ian MORRELL	4:00.956	7	3:57.569	8	3:57.569	112.153	15
16	TWN	78	Michal DOKOUPIL	4:00.540	7	3:58.583	7	3:58.583	111.676	14
17	TWN	111	Paul SHOESMITH	4:00.806	7	3:59.363	7	3:59.363	111.312	14
18	TWN	83	Maria COSTELLO	4:03.591	7	3:59.916	8	3:59.916	111.055	15
19	TWN	95	Xavier DENIS	4:03.420	7	4:00.031	4	4:00.031	111.002	11
20	TWN	70	Joe PHILLIPS	4:04.097	7	4:01.178	4	4:01.178	110.474	11
21	TWN	72	Gareth KEYS	4:01.326	4	-----		4:01.326	110.407	4
22	TWN	73	Derek COSTELLO	4:08.109	7	4:11.283	5	4:08.109	107.388	12
23	TWN	17	Sam DUNLOP	4:21.320	2	4:09.205	6	4:09.205	106.916	8
24	TWN	66	Andrew McMULLAN	4:12.831	7	4:10.322	7	4:10.322	106.439	14
25	TWN	53	William HARA	4:15.042	7	4:11.388	7	4:11.388	105.987	14
26	TWN	62	Sean CONNOLLY	4:14.185	6	4:13.685	6	4:13.685	105.028	12
27	TWN	54	Johnny McCAY	4:14.839	7	4:19.488	6	4:14.839	104.552	13
28	TWN	58	Gary MILLER	4:15.694	6	4:15.646	6	4:15.646	104.222	12
29	TWN	69	Ronnie SCOTT	4:23.542	5	4:17.270	6	4:17.270	103.564	11
30	TWN	79	Veronica HANKOCY	4:18.802	7	4:18.490	7	4:18.490	103.075	14
31	TWN	64	Stephen McKNIGHT	4:18.626	2	-----		4:18.626	103.021	2
32	TWN	49	Sandy BERWICK	4:23.443	6	4:19.524	6	4:19.524	102.665	12
33	TWN	104	Chris HILLIS	4:20.036	6	4:24.268	2	4:20.036	102.463	8
34	TWN	52	Paul FALLON	4:28.036	5	4:25.197	3	4:25.197	100.469	8
35	TWN	68	Peter WAKEFIELD	4:25.650	5	4:28.807	0	4:25.650	100.297	5
36	TWN	56	Brian LOUGHLIN	4:25.969	4	4:26.835	2	4:25.969	100.177	6
37	TWN	82	Alfred STARK	4:29.383	3	4:29.055	0	4:29.055	99.028	3
38	TWN	50	James CHRISTIE	4:30.258	2	5:04.262	0	4:30.258	98.587	2

Non Qualifiers

TWN	92	Anthony HARRISON	-----		4:42.330	0				0
TWN	38	Anthony AMBLER	4:34.751	0	-----					0
TWN	96	Philip DRENNAN	4:35.928	0	4:28.866	0				0
TWN	90	Thomas MOLLOY	4:38.654	0	-----					0
TWN	63	John McCANN	4:51.023	0	4:45.019	0				0
TWN	35	Stephen BEATTIE	4:51.946	0	4:54.877	0				0
TWN	99	Thomas WHITMORE	6:00.787	0	-----					0
TWN	23	Dennis BOOTH	11:04.019	0	-----					0

Provisional result to be confirmed by the Stewards of the Meeting subject to completion of technical inspections & the time limit for protests

Page 1 / 1

Circuit	Dundrod	Signed		Organising Club	Dundrod & District MCC
Length(miles)	7.4011	Lap 1 (7.2763)	Chief Timekeeper		
Weather		Issued At:			
Track					

METZELER ULSTER GRAND PRIX

SUPERTWIN

Dundrod 7.401 miles

Race 6 - Fortuna Inns Supertwin

16/08/2014 16:00

Race (5 Laps)

RACE 6 - SUPERTWIN

			96 B		50 A	C-3	13
							12
82 D	C	56 C	B	68 B	A	52 A	11
		104 C		49 B		79 A	10
69 D		58 C		54 B	A	62 A	9
		53 C		66 B		17 A	8
73 D		72 C		70 B		95 A	B-2 7
							6
83 D	C	111 C	B	78 B	A	57 A	5
		71 C		61 B		46 A	4
9 D		25 C		1 B	A	75 A	3
		48 C		88 B		65 A	2
74 D		26 C		13 B	A	60 A	A-1 1

POLE POSITION



Promoted by Dundrod and District Motorcycle Club

Orbits

Provisional result to be confirmed by the Stewards of the Meeting subject to the completion of technical inspections and the time limit for protests
MCUI (Ulster Centre) Timing @ www.elaps-timing.com

www.mylaps.com
Licensed to: MCUI

METZELER ULSTER GRAND PRIX

SUPERTWIN

Race 6 - Fortuna Inns Supertwin

Saturday, 16 August 2014

SOS Restoration Supertwin



-----Best Lap-----
 Pos Class No Name Machine / Sponsor Gp Laps Total Time Behind Speed Time Speed On

Race Classification

1	TWN	60	Ivan LINTIN	Kawasaki - McKinstry Racing	a	5	20:23.963		108.476	4:02.568	109.841	4
2	TWN	48	Derek McGEE	Kawasaki - McGee Racing	a	5	20:38.357	14.394	107.215	4:03.545	109.401	3
3	TWN	9	James COWTON	Kawasaki - Stewart Smith Racing	a	5	20:47.217	23.254	106.453	4:05.385	108.580	2
4	TWN	25	Christian ELKIN	Kawasaki - Moto-Tech	a	5	20:58.044	34.081	105.537	4:06.775	107.969	3
5	TWN	74	Connor BEHAN	Kawasaki - KMR / SGS International	a	5	21:10.335	46.372	104.516	4:11.669	105.869	4
6	TWN	57	Ian MORRELL	Suzuki - B & M Racing	a	5	21:26.226	1:02.263	103.225	4:13.051	105.291	5
7	TWN	78	Michal DOKOUPIL	Kawasaki - R T & E Racing	a	5	21:29.494	1:05.531	102.963	4:10.824	106.226	4
8	TWN	111	Paul SHOESMITH	Kawasaki - Ice Valley by Motorsave	a	5	21:37.639	1:13.676	102.317	4:12.539	105.504	4
9	TWN	46	Timothee MONOT	Kawasaki	a	5	21:42.517	1:18.554	101.934	4:15.949	104.099	5
10	TWN	61	John WALSH	Kawasaki - McKinstry Racing	a	5	21:47.115	1:23.152	101.575	4:16.953	103.692	4
11	TWN	66	Andrew McMULLAN	Kawasaki - Auto Valet	b	5	22:14.427	1:50.464	99.496	4:22.062	101.670	5
12	TWN	95	Xavier DENIS	Kawasaki	b	5	22:27.049	2:03.086	98.564	4:23.745	101.022	4
13	TWN	17	Sam DUNLOP	Kawasaki - Emerald Road Racing	b	5	22:33.615	2:09.652	98.086	4:26.508	99.974	4
14	TWN	62	Sean CONNOLLY	Suzuki - SKM Racing	b	5	22:35.852	2:11.889	97.924	4:26.272	100.063	4
15	TWN	79	Veronica HANKOCY	Kawasaki - R T & E Racing	b	5	22:36.071	2:12.108	97.908	4:26.129	100.117	3
16	TWN	68	Peter WAKEFIELD	Suzuki - PW Racing	b	5	24:22.984	3:59.021	90.753	4:43.087	94.119	4

Fastest Lap


TWN	60	Ivan LINTIN	Kawasaki - McKinstry Racing	a						4:02.568	109.841	4
-----	----	-------------	-----------------------------	---	--	--	--	--	--	----------	---------	---

Not Classified

DNF	TWN	58	Gary MILLER	Suzuki - DMR	b	4	18:23.032	1 Lap	96.213	4:30.856	98.369	3
DNF	TWN	88	Daniel COOPER	Kawasaki - CMS Racing	a	2	8:49.100	3 Laps	99.865	4:24.543	100.717	2

Provisional result to be confirmed by the Stewards of the Meeting subject to completion of technical inspections & the time limit for protests

Page 1 / 1

Circuit	Dundrod	Signed		Organising Club	Dundrod & District MCC
Length(miles)	7.4011 Lap 1 (7.2763)	Chief Timekeeper		Race Started	18:25
Weather	Light Rain	Issued At:	18:51	Gp Time Diff - b 27.25	
Track	Wet				



MCUI Ulster
Centre Timing
powered by
e-Laps timing software

www.elaps-timing.com



METZELER ULSTER GRAND PRIX

SUPERTWIN

Race 6 - Fortuna Inns Supertwin

Saturday, 16 August 2014

DETAILED RESULT



SOS Restoration Supertwin

Race Classification

1 60 Ivan LINTIN

Total Time **20:23.963** Avg Speed **108.476** Behind
Best Time **4:02.568** Best Speed **109.841** On 4 Gp a

Lap	Elapsed Time	Lap Time	Lap Speed
1	4:10.333	4:10.333	104.639
2	8:15.066	4:04.733	108.870
3	12:17.860	4:02.794	109.739
4	16:20.428	4:02.568	109.841
5	20:23.963	4:03.535	109.405

2 48 Derek McGEE

Total Time **20:38.357** Avg Speed **107.215** Behind **14.394**
Best Time **4:03.545** Best Speed **109.401** On 3 Gp a

Lap	Elapsed Time	Lap Time	Lap Speed
1	4:16.387	4:16.387	102.169
2	8:23.404	4:07.017	107.863
3	12:26.949	4:03.545	109.401
4	16:31.309	4:04.360	109.036
5	20:38.357	4:07.048	107.849

3 9 James COWTON

Total Time **20:47.217** Avg Speed **106.453** Behind **23.254**
Best Time **4:05.385** Best Speed **108.580** On 2 Gp a

Lap	Elapsed Time	Lap Time	Lap Speed
1	4:19.398	4:19.398	100.983
2	8:24.783	4:05.385	108.580
3	12:30.948	4:06.165	108.236
4	16:39.378	4:08.430	107.249
5	20:47.217	4:07.839	107.505

4 25 Christian ELKIN

Total Time **20:58.044** Avg Speed **105.537** Behind **34.081**
Best Time **4:06.775** Best Speed **107.969** On 3 Gp a

Lap	Elapsed Time	Lap Time	Lap Speed
1	4:17.273	4:17.273	101.817
2	8:25.443	4:08.170	107.362
3	12:32.218	4:06.775	107.969
4	16:41.974	4:09.756	106.680
5	20:58.044	4:16.070	104.050

SOS Restoration Supertwin

Race Classification

5 74 Connor BEHAN

Total Time **21:10.335** Avg Speed **104.516** Behind **46.372**
Best Time **4:11.669** Best Speed **105.869** On 4 Gp a

Lap	Elapsed Time	Lap Time	Lap Speed
1	4:19.229	4:19.229	101.048
2	8:32.602	4:13.373	105.157
3	12:45.510	4:12.908	105.350
4	16:57.179	4:11.669	105.869
5	21:10.335	4:13.156	105.247

6 57 Ian MORRELL

Total Time **21:26.226** Avg Speed **103.225** Behind **1:02.263**
Best Time **4:13.051** Best Speed **105.291** On 5 Gp a

Lap	Elapsed Time	Lap Time	Lap Speed
1	4:25.657	4:25.657	98.603
2	8:43.932	4:18.275	103.161
3	12:59.191	4:15.259	104.380
4	17:13.175	4:13.984	104.904
5	21:26.226	4:13.051	105.291

7 78 Michal DOKOUPIL

Total Time **21:29.494** Avg Speed **102.963** Behind **1:05.531**
Best Time **4:10.824** Best Speed **106.226** On 4 Gp a

Lap	Elapsed Time	Lap Time	Lap Speed
1	4:32.199	4:32.199	96.234
2	8:51.505	4:19.306	102.751
3	13:06.710	4:15.205	104.402
4	17:17.534	4:10.824	106.226
5	21:29.494	4:11.960	105.747

8 111 Paul SHOESMITH

Total Time **21:37.639** Avg Speed **102.317** Behind **1:13.676**
Best Time **4:12.539** Best Speed **105.504** On 4 Gp a

Lap	Elapsed Time	Lap Time	Lap Speed
1	4:29.970	4:29.970	97.028
2	8:50.622	4:20.652	102.220
3	13:07.663	4:17.041	103.656
4	17:20.202	4:12.539	105.504
5	21:37.639	4:17.437	103.497



MCUI Ulster
Centre Timing
powered by
e-Laps timing software

www.elaps-timing.com



METZELER ULSTER GRAND PRIX

SUPERTWIN

Race 6 - Fortuna Inns Supertwin

Saturday, 16 August 2014

DETAILED RESULT



SOS Restoration Supertwin

Race Classification

9 46 Timothee MONOT

Total Time **21:42.517** Avg Speed **101.934** Behind **1:18.554**
Best Time **4:15.949** Best Speed **104.099** On **5** Gp **a**

Lap	Elapsed Time	Lap Time	Lap Speed
1	4:30.805	4:30.805	96.729
2	8:51.199	4:20.394	102.322
3	13:08.842	4:17.643	103.414
4	17:26.568	4:17.726	103.381
5	21:42.517	4:15.949	104.099

10 61 John WALSH

Total Time **21:47.115** Avg Speed **101.575** Behind **1:23.152**
Best Time **4:16.953** Best Speed **103.692** On **4** Gp **a**

Lap	Elapsed Time	Lap Time	Lap Speed
1	4:31.254	4:31.254	96.569
2	8:52.102	4:20.848	102.144
3	13:09.473	4:17.371	103.524
4	17:26.426	4:16.953	103.692
5	21:47.115	4:20.689	102.206

11 66 Andrew McMULLAN

Total Time **22:14.427** Avg Speed **99.496** Behind **1:50.464**
Best Time **4:22.062** Best Speed **101.670** On **5** Gp **b**

Lap	Elapsed Time	Lap Time	Lap Speed
1	4:38.706	4:38.706	93.987
2	9:03.024	4:24.318	100.803
3	13:28.172	4:25.148	100.487
4	17:52.365	4:24.193	100.850
5	22:14.427	4:22.062	101.670

12 95 Xavier DENIS

Total Time **22:27.049** Avg Speed **98.564** Behind **2:03.086**
Best Time **4:23.745** Best Speed **101.022** On **4** Gp **b**

Lap	Elapsed Time	Lap Time	Lap Speed
1	4:38.661	4:38.661	94.002
2	9:03.952	4:25.291	100.433
3	13:27.985	4:24.033	100.911
4	17:51.730	4:23.745	101.022
5	22:27.049	4:35.319	96.775

SOS Restoration Supertwin

Race Classification

13 17 Sam DUNLOP

Total Time **22:33.615** Avg Speed **98.086** Behind **2:09.652**
Best Time **4:26.508** Best Speed **99.974** On **4** Gp **b**

Lap	Elapsed Time	Lap Time	Lap Speed
1	4:39.632	4:39.632	93.676
2	9:10.884	4:31.252	98.226
3	13:39.688	4:28.804	99.120
4	18:06.196	4:26.508	99.974
5	22:33.615	4:27.419	99.634

14 62 Sean CONNOLLY

Total Time **22:35.852** Avg Speed **97.924** Behind **2:11.889**
Best Time **4:26.272** Best Speed **100.063** On **4** Gp **b**

Lap	Elapsed Time	Lap Time	Lap Speed
1	4:42.474	4:42.474	92.733
2	9:12.539	4:30.065	98.658
3	13:41.284	4:28.745	99.142
4	18:07.556	4:26.272	100.063
5	22:35.852	4:28.296	99.308

15 79 Veronica HANKOCY

Total Time **22:36.071** Avg Speed **97.908** Behind **2:12.108**
Best Time **4:26.129** Best Speed **100.117** On **3** Gp **b**

Lap	Elapsed Time	Lap Time	Lap Speed
1	4:42.899	4:42.899	92.594
2	9:15.708	4:32.809	97.665
3	13:41.837	4:26.129	100.117
4	18:07.978	4:26.141	100.112
5	22:36.071	4:28.093	99.383

16 68 Peter WAKEFIELD

Total Time **24:22.984** Avg Speed **90.753** Behind **3:59.021**
Best Time **4:43.087** Best Speed **94.119** On **4** Gp **b**

Lap	Elapsed Time	Lap Time	Lap Speed
1	5:02.322	5:02.322	86.645
2	9:56.539	4:54.217	90.559
3	14:46.231	4:49.692	91.973
4	19:29.318	4:43.087	94.119
5	24:22.984	4:53.666	90.729

Not Classified



MCUI Ulster
Centre Timing
powered by
e-Laps timing software

www.elaps-timing.com



METZELER ULSTER GRAND PRIX

SUPERTWIN

Race 6 - Fortuna Inns Supertwin

Saturday, 16 August 2014

DETAILED RESULT

SOS Restoration Supertwin



Not Classified

DNF 58 Gary MILLER

Total Time **18:23.032** Avg Speed **96.213** Behind **1 Lap**

Best Time **4:30.856** Best Speed **98.369** On **3** Gp **b**

Lap	Elapsed Time	Lap Time	Lap Speed
1	4:41.165	4:41.165	93.165
2	9:14.719	4:33.554	97.399
3	13:45.575	4:30.856	98.369
4	18:23.032	4:37.457	96.029

DNF 88 Daniel COOPER

Total Time **8:49.100** Avg Speed **99.865** Behind **3 Laps**

Best Time **4:24.543** Best Speed **100.717** On **2** Gp **a**

Lap	Elapsed Time	Lap Time	Lap Speed
1	4:24.557	4:24.557	99.013
2	8:49.100	4:24.543	100.717



MCUI Ulster
Centre Timing
powered by
e-Laps timing software

www.elaps-timing.com



METZELER ULSTER GRAND PRIX

SUPERTWIN

Race 6 - Fortuna Inns Supertwin

LAP CHART

**1**

No	Name	G	Elapsed Time	Lap Time
60	Ivan LINTIN	a	4:10.333	4:10.333
48	Derek McGEE	a	4:16.387	4:16.387
25	Christian ELKIN	a	4:17.273	4:17.273
74	Connor BEHAN	a	4:19.229	4:19.229
9	James COWTON	a	4:19.398	4:19.398
88	Daniel COOPER	a	4:24.557	4:24.557
57	Ian MORRELL	a	4:25.657	4:25.657
111	Paul SHOESMITH	a	4:29.970	4:29.970
46	Timothee MONOT	a	4:30.805	4:30.805
61	John WALSH	a	4:31.254	4:31.254
78	Michal DOKOUPIL	a	4:32.199	4:32.199
95	Xavier DENIS	b	4:38.661	4:38.661
66	Andrew McMULLAN	b	4:38.706	4:38.706
17	Sam DUNLOP	b	4:39.632	4:39.632
58	Gary MILLER	b	4:41.165	4:41.165
62	Sean CONNOLLY	b	4:42.474	4:42.474
79	Veronica HANKOCY	b	4:42.899	4:42.899
68	Peter WAKEFIELD	b	5:02.322	5:02.322

2

No	Name	G	Elapsed Time	Lap Time
60	Ivan LINTIN	a	8:15.066	4:04.733
48	Derek McGEE	a	8:23.404	4:07.017
9	James COWTON	a	8:24.783	4:05.385
25	Christian ELKIN	a	8:25.443	4:08.170
74	Connor BEHAN	a	8:32.602	4:13.373
57	Ian MORRELL	a	8:43.932	4:18.275
88	Daniel COOPER	a	8:49.100	4:24.543
111	Paul SHOESMITH	a	8:50.622	4:20.652
46	Timothee MONOT	a	8:51.199	4:20.394
78	Michal DOKOUPIL	a	8:51.505	4:19.306
61	John WALSH	a	8:52.102	4:20.848
66	Andrew McMULLAN	b	9:03.024	4:24.318
95	Xavier DENIS	b	9:03.952	4:25.291
17	Sam DUNLOP	b	9:10.884	4:31.252
62	Sean CONNOLLY	b	9:12.539	4:30.065
58	Gary MILLER	b	9:14.719	4:33.554
79	Veronica HANKOCY	b	9:15.708	4:32.809
68	Peter WAKEFIELD	b	9:56.539	4:54.217

3

No	Name	G	Elapsed Time	Lap Time
60	Ivan LINTIN	a	12:17.860	4:02.794
48	Derek McGEE	a	12:26.949	4:03.545
9	James COWTON	a	12:30.948	4:06.165
25	Christian ELKIN	a	12:32.218	4:06.775
74	Connor BEHAN	a	12:45.510	4:12.908
57	Ian MORRELL	a	12:59.191	4:15.259
78	Michal DOKOUPIL	a	13:06.710	4:15.205
111	Paul SHOESMITH	a	13:07.663	4:17.041
46	Timothee MONOT	a	13:08.842	4:17.643
61	John WALSH	a	13:09.473	4:17.371
95	Xavier DENIS	b	13:27.985	4:24.033
66	Andrew McMULLAN	b	13:28.172	4:25.148
17	Sam DUNLOP	b	13:39.688	4:28.804
62	Sean CONNOLLY	b	13:41.284	4:28.745
79	Veronica HANKOCY	b	13:41.837	4:26.129
58	Gary MILLER	b	13:45.575	4:30.856
68	Peter WAKEFIELD	b	14:46.231	4:49.692

4

No	Name	G	Elapsed Time	Lap Time
60	Ivan LINTIN	a	16:20.428	4:02.568
48	Derek McGEE	a	16:31.309	4:04.360
9	James COWTON	a	16:39.378	4:08.430
25	Christian ELKIN	a	16:41.974	4:09.756
74	Connor BEHAN	a	16:57.179	4:11.669
57	Ian MORRELL	a	17:13.175	4:13.984
78	Michal DOKOUPIL	a	17:17.534	4:10.824
111	Paul SHOESMITH	a	17:20.202	4:12.539
61	John WALSH	a	17:26.426	4:16.953
46	Timothee MONOT	a	17:26.568	4:17.726
95	Xavier DENIS	b	17:51.730	4:23.745
66	Andrew McMULLAN	b	17:52.365	4:24.193
17	Sam DUNLOP	b	18:06.196	4:26.508
62	Sean CONNOLLY	b	18:07.556	4:26.272
79	Veronica HANKOCY	b	18:07.978	4:26.141
58	Gary MILLER	b	18:23.032	4:37.457
68	Peter WAKEFIELD	b	19:29.318	4:43.087

5

No	Name	G	Elapsed Time	Lap Time
60	Ivan LINTIN	a	20:23.963	4:03.535
48	Derek McGEE	a	20:38.357	4:07.048
9	James COWTON	a	20:47.217	4:07.839
25	Christian ELKIN	a	20:58.044	4:16.070
74	Connor BEHAN	a	21:10.335	4:13.156
57	Ian MORRELL	a	21:26.226	4:13.051
78	Michal DOKOUPIL	a	21:29.494	4:11.960
111	Paul SHOESMITH	a	21:37.639	4:17.437
46	Timothee MONOT	a	21:42.517	4:15.949
61	John WALSH	a	21:47.115	4:20.689
66	Andrew McMULLAN	b	22:14.427	4:22.062
95	Xavier DENIS	b	22:27.049	4:35.319
17	Sam DUNLOP	b	22:33.615	4:27.419
62	Sean CONNOLLY	b	22:35.852	4:28.296
79	Veronica HANKOCY	b	22:36.071	4:28.093
68	Peter WAKEFIELD	b	24:22.984	4:53.666

Speed TrapU.G.P. Supertwins Race

<u>No.</u>	<u>Name</u>	<u>Lap 1</u>	<u>Lap 2</u>	<u>Lap 3</u>	<u>Lap 4</u>	<u>Lap 5</u>
9	James COWTON					141
17	Sam DUNLOP	130		137	134	
25	Christian ELKIN		144	134	143	142
46	Timothee MONOT			143		140
48	Derek McGEE		149	137	139	132
57	Ian MORRELL			141	140	139
58	Gary MILLER					139
60	Ivan LINTIN	131	142	141	142	142
62	Sean CONNOLLY			124		
66	Andrew McMULLAN		132		133	129
68	Peter WAKEFIELD		128	125	123	
74	Connor BEHAN			141	141	140
78	Michal DOKOUPIL		144			
79	Veronica HANKOCY			132	136	138
88	Daniel COOPER			131		
111	Paul SHOESMITH		144		147	139