



Wednesday 5th – Saturday 8th August 2015

promoted by
Dundrod & District Motorcycle Club
www.ulstergrandprix.net



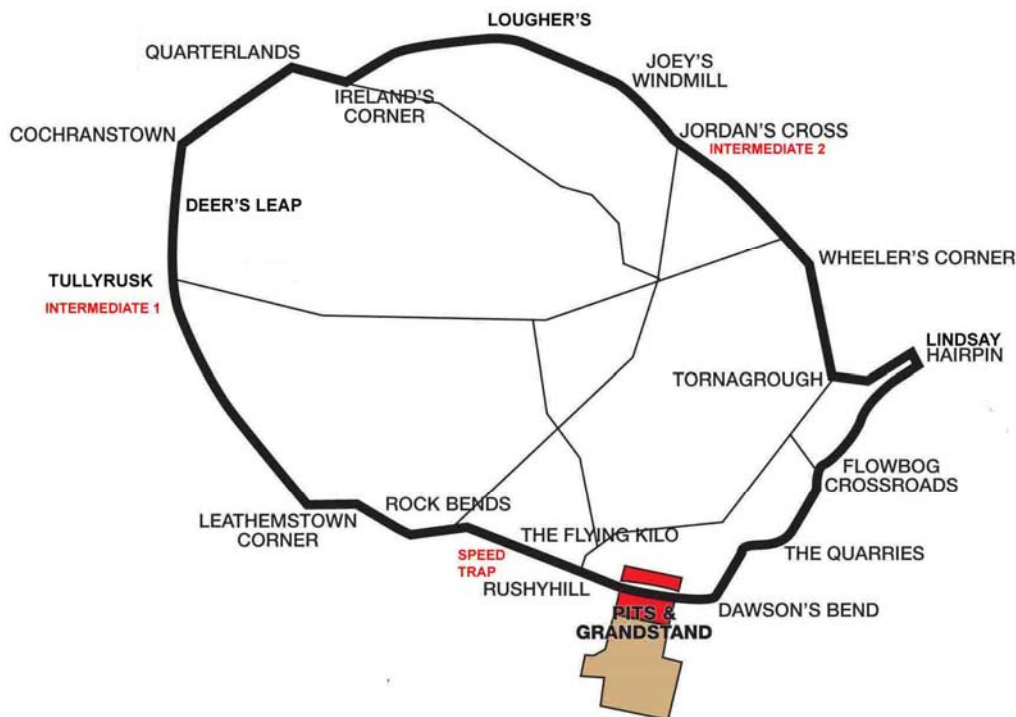
Smart flies
Aer Lingus 



LCCC
Lisburn &
Castlereagh
City Council



Dundrod Circuit 7.4011 miles



LAP RECORDS

Class	Name	Machine	m s	mph	Year
125cc	William Dunlop	Honda	3 55.017	113.370	2009
Moto 3 (250cc 4/s)	Christian Elkin	Honda	4 06.683	108.009	2013
250cc	Darran Lindsay	Honda	3 38.634	121.866	2006
400cc	Jason Griffiths	Yamaha	3 58.43	111.748	2003
Moto 450	Paul Owen	Yamaha	4 36.889	96.226	2011
Supertwin	Ivan Lintin	Kawasaki	3 44.398	118.735	2014
Supersport	Michael Dunlop	Yamaha	3 27.187	128.599	2010
Superstock	Ian Hutchinson	Honda	3 21.599	132.163	2010
Superbike	Bruce Anstey (NZ)	Suzuki	3 18.870	133.977	2010
Challenge Superbike	Peter Hickman	BMW	3 24.303	130.414	2014
National 750cc	Lee Johnston	Honda 600	3 36.269	123.198	2012

MOST WINS at the ULSTER GP

Joey Dunlop	24	1979 - 99	(125 - 2, 250 - 7, 500 - 3, Superbike - 8, F1 - 4)
Ian Lougher	18	1998 - 13	(125 - 4, 250 - 3, Supersport - 3, Superstock - 2, Superbike - 6)
Phillip McCallen	14	1991 - 96	(250 - 6, 400 - 1, Supersport - 3, Superbike - 4)
Guy Martin	11	2006 - 13	(Supersport - 4, Superbike - 7)
Bruce Anstey (NZ)	10	2003 - 14	(Supersport - 3, Prod'n 600 - 1, Superstock - 2, Superbike - 4)
Brian Reid	9	1983 - 92	(250 - 4, 350 - 2, 400 - 1, F2 - 1, Supersport - 1)
Robert Dunlop	9	1990 - 03	(125 - 7, Superbike - 2)
Ryan Farquhar	9	2002 - 12	(400 - 1, Supertwin - 4, Supersport - 2, Superstock - 2)
Stanley Woods	7	1924 - 39	(350 - 1, 500 - 4, Over 600 - 2)
Mike Hailwood	7	1959 - 67	(125 - 1, 250 - 1, 350 - 1, 500 - 4)
Giacomo Agostini (I)	7	1967 - 70	(350 - 4, 500 - 3)
Ray McCullough	7	1971 - 82	(250 - 3, 350 - 4)
Bob Jackson	7	1993 - 97	(SSP - 1, Classic 250 - 3, Classic 500 - 3)
William Dunlop	7	2007 - 13	(125 - 2, 250 - 2, Supersport - 3)
John Surtees	6	1955 - 60	(250 - 1, 350 - 3, 500 - 2)
John Williams	6	1973 - 78	(250 - 1, 350 - 1, 500 - 3, Superbike - 1)
Bill Swallow	6	1994 - 00	(Classic 350 - 3, Classic 500 - 3)
Michael Dunlop	6	2011 - 13	(Supersport - 2, Superstock - 3, Superbike - 1)

MOST WINS at the DUNDROD 150

Joey Dunlop	24	1976 - 94	(125 - 1, 250 - 5, 350 - 2, 500 - 3, Superbike - 13)
Bob Jackson	11	1981 - 98	(250 - 1, Supersport - 2, Superbike - 4, Classic - 4)
Ray McCullough	10	1965 - 82	(250 - 7, 350 - 3)

**Qualifying cancelled
due to poor visibility
between Wheeler's and Hairpin**

METZELER ULSTER GRAND PRIX SUPERBIKE

Second Qualifying
Thursday, 06 August 2015



Qualifying Time

3:57.847

Qualifying Speed

112.021


Pos	Class	No	Name	Machine / Sponsor	Time	Best Lap		On	Total Laps	Qualifying Laps
						Behind	Speed			
Qualifying Classification										
1	SBK	4	Guy MARTIN	BMW - Tyco BMW Motorrad Racing	3:21.489		132.235	12	12	9
2	SBK	5	Bruce ANSTEY	Honda - Valvoline Racing by Padgetts	3:21.758	0.269	132.059	6	8	6
3	SBK	9	Ian HUTCHINSON	Kawasaki - PBM Kawasaki	3:21.896	0.407	131.969	10	10	6
4	SBK	60	Peter HICKMAN	BMW - Briggs Equipment BMW	3:21.943	0.454	131.938	9	10	7
5	SBK	13	Lee JOHNSTON	BMW - ECR/Burdens	3:22.949	1.460	131.284	6	9	7
6	SBK	6	William DUNLOP	BMW - Tyco BMW Motorrad Racing	3:22.986	1.497	131.260	9	11	9
7	SBK	1	Michael DUNLOP	BMW - Buildbase BMW Motorrad	3:23.764	2.275	130.759	9	9	4
8	SBK	2	Dean HARRISON	Yamaha - Mar-Train Racing	3:23.845	2.356	130.707	9	11	9
9	SBK	24	Keith AMOR	BMW - Rig Deluge Road Racing	3:23.873	2.384	130.689	7	9	7
10	SBK	7	Dan KNEEN	Honda - Valvoline Racing by Padgetts	3:23.894	2.405	130.676	9	11	8
11	SBK	10	Conor CUMMINS	Honda - Honda Racing	3:25.097	3.608	129.909	10	10	5
12	SBK	15	Ivan LINTIN	Kawasaki - RC Express Racing	3:26.258	4.769	129.178	9	10	6
13	SBK	72	David JOHNSON	BMW - Ice Valley by Motorsave Trade	3:26.893	5.404	128.781	12	12	9
14	SBK	51	Derek SHEILS	Kawasaki - BikeBitsNI Racing	3:27.780	6.291	128.232	9	10	6
15	SBK	66	Russ MOUNTFORD	Kawasaki - Silicone Engineering	3:27.875	6.386	128.173	4	11	7
16	SBK	12	Daniel COOPER	Honda - Cooper Racing/Space Centre	3:31.139	9.650	126.192	11	12	9
17	SBK	27	Phillip CROWE	BMW - Handtrans/Sheffpack	3:31.255	9.766	126.122	10	11	7
18	SBK	77	Mark GOODINGS	Kawasaki - IPG Power Generation	3:31.262	9.773	126.118	9	10	7
19	SBK	104	Daley MATHISON	Suzuki - Hol-Taj Suzuki	3:31.421	9.932	126.023	11	11	8
20	SBK	52	James COWTON	Honda - VRS Racing	3:31.708	10.219	125.852	3	5	3
21	SBK	11	Paul SHOESMITH	BMW - Ice Valley by Motorsave Trade	3:31.924	10.435	125.724	4	11	8
22	SBK	61	John WALSH	BMW - Nolan Racing	3:31.947	10.458	125.710	3	7	5
23	SBK	86	Derek McGEE	Kawasaki - McGee Racing	3:32.654	11.165	125.293	4	4	3
24	SBK	97	Seamus ELLIOTT	Honda - Wilson Craig Racing	3:32.706	11.217	125.262	7	8	6
25	SBK	76	Horst SAIGER	Kawasaki - Team ILR	3:33.473	11.984	124.812	9	10	6
26	SBK	26	Ben WYLIE	Bimota - Bimota UK	3:34.697	13.208	124.100	2	10	7
27	SBK	14	Tom McHALE	Honda	3:34.960	13.471	123.948	9	9	6
28	SBK	53	Jonathan HOWARTH	Honda - DTR	3:35.913	14.424	123.401	8	9	6
29	SBK	80	Darren COOPER	Kawasaki - Flue Stox	3:36.872	15.383	122.856	4	9	6
30	SBK	47	Alistair KIRK	Kawasaki - AKR / McCurry Motorsport	3:36.933	15.444	122.821	8	10	6
31	SBK	25	Fabrice MIGUET	Kawasaki - Optimark Road Racing	3:37.043	15.554	122.759	9	11	8
32	SBK	56	John INGRAM	Kawasaki - Morello Racing	3:37.091	15.602	122.732	11	11	8
33	SBK	82	Xavier DENIS	Kawasaki - Optimark Road Racing	3:37.453	15.964	122.527	5	6	4
34	SBK	37	Nuno CAETANO	Kawasaki - KS Team of Portugal	3:37.789	16.300	122.338	3	5	3
35	SBK	30	Jochem van den HOEK	Yamaha	3:38.049	16.560	122.193	8	9	5
36	SBK	17	Dave HEWSON	Bimota - Bimota UK	3:39.939	18.450	121.142	9	9	6
37	SBK	71	Davy MORGAN	Honda - Magic Bullet CSC Racing	3:41.204	19.715	120.450	4	7	4
38	SBK	50	Gavin LUPTON	Honda	3:41.728	20.239	120.165	8	9	6
39	SBK	75	Stephen McKNIGHT	Honda	3:42.260	20.771	119.877	8	11	8
40	SBK	57	Forest DUNN	Kawasaki	3:45.558	24.069	118.125	2	4	3
41	SBK	59	Gareth EVANS	Suzuki - Joe Evans Garage	3:45.831	24.342	117.982	8	8	6
42	SBK	49	Callum LAIDLAW	Suzuki 750 - Shay D Racing	3:46.459	24.970	117.655	8	9	6
43	SBK	40	Matthew REES	Kawasaki - GT Superbikes	3:47.582	26.093	117.074	2	5	3
44	SBK	67	Gary MILLER	Honda	3:49.063	27.574	116.317	9	10	7
45	SBK	19	George SPENCE	Honda - Dod Spence Racing	3:49.218	27.729	116.239	7	9	6
46	SBK	125	David MURPHY	Ducati 1199	3:49.226	27.737	116.234	9	10	6
47	SBK	20	Hubert KALTHUBER	BMW	3:50.348	28.859	115.668	7	8	3
48	SBK	29	Eric WILSON	BMW	3:50.788	29.299	115.448	8	9	5
49	SBK	43	Andrew SELLARS	Honda	3:51.467	29.978	115.109	9	9	6
50	SBK	23	Andrew TAYLOR	BMW - Reid Plastering	3:52.188	30.699	114.752	8	10	6

Non Qualifiers

SBK	34	Brian McCORMACK	Honda - TAG Racing	3:32.423	10.934	125.429	5	5	1
SBK	42	Andy LAWSON	Kawasaki - Shirlaw's Motorcycles	3:47.155	25.666	117.294	4	4	1
SBK	84	Maria COSTELLO	BMW - ESM/Hol-Taj	3:52.844	31.355	114.428	2	3	1
SBK	33	Paul CRANSTON	Suzuki - P & J Fuel Haulage	3:56.160	34.671	112.822	2	2	1
SBK	73	Trevor MATTHEWSON	Suzuki 750 - Strangford Holiday Park	4:08.213	46.724	107.343	9	9	0
SBK	21	Alan CONNOR	Suzuki - Connor Racing	7:05.087	3:43.598	62.679	2	3	0

Provisional result to be confirmed by the Stewards of the Meeting subject to completion of technical inspections & the time limit for protests

Page 1 / 1

Circuit	Dundrod	Signed	Organising Club	Dundrod & District MCC
Length(miles)	7.4011	 Chief Timekeeper	Qualifying Started	16:14
Weather	Cloudy		Issued At:	17:51
Track	Dry			



METZELER ULSTER GRAND PRIX

SUPERBIKE

Second Qualifying

Thursday, 06 August 2015

DETAILED SECTOR ANALYSIS



Qualifying Classification

Position

1 4 Guy MARTIN

SBK Behind

Best Time **3:21.489** Best Speed **132.235** On **12** Gp

Lap	Lap Time	Lap Speed	Sector 1	Sector 2	Sector 3	Speed Trap
1	4:00.790	108.786		1:12.702	1:21.046	172.2
2	3:23.372	131.011	53.746	1:10.167	1:19.459	186.0
3	3:24.206	130.476	53.395	1:11.079	1:19.732	186.5
4	3:22.363	131.664	53.366	1:09.700	1:19.297	187.6
5	3:23.500	130.929	53.172	1:09.731	1:20.597	189.7
6	39:51.910	11.139	53.414	1:10.140	37:48.356	185.5
7	15:10.723	29.256		1:15.528	1:22.385	175.3
8	3:26.468	129.046	53.923	1:11.246	1:21.299	177.7
9	3:23.871	130.690	53.196	1:09.621	1:21.054	186.5
10	3:21.888	131.974	53.137	1:09.493	1:19.258	187.6
11	3:22.016	131.890	52.973	1:09.799	1:19.244	189.1
12	3:21.489	132.235	53.100	1:09.287	1:19.102	188.6
<i>Ideal</i>	<i>3:21.362</i>	<i>132.319</i>	<i>52.973</i>	<i>1:09.287</i>	<i>1:19.102</i>	<i>189.7</i>

2 5 Bruce ANSTEY

SBK Behind **0.269**

Best Time **3:21.758** Best Speed **132.059** On **6** Gp

Lap	Lap Time	Lap Speed	Sector 1	Sector 2	Sector 3	Speed Trap
1	4:36.518	94.730		1:15.569	1:24.903	149.0
2	3:24.790	130.104	53.952	1:11.232	1:19.606	184.5
3	3:36.818	122.886	54.048	1:11.021	1:31.749	174.4
4	1:00:19.026	7.362	57:43.505	1:12.856	1:22.665	155.5
5	3:31.897	125.740	53.048	1:10.347	1:28.502	188.6
6	3:21.758	132.059	53.626	1:09.333	1:18.799	195.2
7	3:21.837	132.007	52.722	1:09.979	1:19.136	193.5
8	3:26.854	128.806	52.669	1:11.053	1:23.132	196.3
<i>Ideal</i>	<i>3:20.801</i>	<i>132.688</i>	<i>52.669</i>	<i>1:09.333</i>	<i>1:18.799</i>	<i>196.3</i>

Qualifying Classification

Position

3 9 Ian HUTCHINSON

SBK Behind **0.407**

Best Time **3:21.896** Best Speed **131.969** On **10** Gp

Lap	Lap Time	Lap Speed	Sector 1	Sector 2	Sector 3	Speed Trap
1	4:22.100	99.942		1:14.292	1:30.086	175.3
2	3:24.250	130.448	53.759	1:11.073	1:19.418	182.0
3	3:26.010	129.333	52.903	1:10.329	1:22.778	192.4
4	8:23.482	52.919	5:51.554	1:10.962	1:20.966	178.6
5	37:30.559	11.839	54.919	1:45.817	34:49.823	194.0
6	14:54.447	29.788	12:12.308	1:12.872	1:29.267	162.6
7	3:22.161	131.796	53.154	1:09.910	1:19.097	193.5
8	3:25.231	129.824	53.086	1:10.040	1:22.105	175.8
9	3:22.852	131.347	52.956	1:10.124	1:19.772	195.7
10	3:21.896	131.969	52.677	1:09.888	1:19.331	196.3
<i>Ideal</i>	<i>3:21.662</i>	<i>132.122</i>	<i>52.677</i>	<i>1:09.888</i>	<i>1:19.097</i>	<i>196.3</i>

4 60 Peter HICKMAN

SBK Behind **0.454**

Best Time **3:21.943** Best Speed **131.938** On **9** Gp

Lap	Lap Time	Lap Speed	Sector 1	Sector 2	Sector 3	Speed Trap
1	6:25.403	67.967		1:16.292	1:23.183	134.7
2	3:30.671	126.472	54.408	1:13.767	1:22.496	188.6
3	3:28.344	127.884	53.566	1:12.661	1:22.117	191.3
4	3:26.792	128.844	53.564	1:12.321	1:20.907	191.8
5	4:06.455	108.109	54.327	1:14.801	1:57.327	189.1
6	50:57.198	8.715		1:12.279	1:24.443	156.9
7	3:25.684	129.538	53.493	1:11.131	1:21.060	188.6
8	3:31.234	126.135	57.258	1:10.908	1:23.068	186.5
9	3:21.943	131.938	52.997	1:09.598	1:19.348	190.2
10	3:26.966	128.736	52.806	1:11.215	1:22.945	191.3
<i>Ideal</i>	<i>3:21.752</i>	<i>132.063</i>	<i>52.806</i>	<i>1:09.598</i>	<i>1:19.348</i>	<i>191.8</i>

METZELER ULSTER GRAND PRIX

SUPERBIKE

Second Qualifying

Thursday, 06 August 2015

DETAILED SECTOR ANALYSIS



Qualifying Classification

Position

5 13 Lee JOHNSTON

SBK Behind 1.460

Best Time 3:22.949 Best Speed 131.284 On 6 Gp

Lap	Lap Time	Lap Speed	Sector 1	Sector 2	Sector 3	Speed Trap
1	4:21.937	100.004		1:13.161	1:32.468	173.1
2	3:23.763	130.760	53.280	1:10.531	1:19.952	189.7
3	3:24.095	130.547	53.176	1:10.643	1:20.276	188.1
4	3:27.165	128.612	53.192	1:11.052	1:22.921	186.0
5	57:22.233	7.740	54:40.179	1:12.245	1:29.809	167.1
6	3:22.949	131.284	52.991	1:10.145	1:19.813	187.0
7	3:23.210	131.115	52.717	1:10.694	1:19.799	192.4
8	3:26.532	129.006	53.317	1:13.470	1:19.745	187.6
9	3:42.198	119.911	53.023	1:15.939	1:33.236	182.0
<i>Ideal</i>	<i>3:22.607</i>	<i>131.506</i>	<i>52.717</i>	<i>1:10.145</i>	<i>1:19.745</i>	<i>192.4</i>

6 6 William DUNLOP

SBK Behind 1.497

Best Time 3:22.986 Best Speed 131.260 On 9 Gp

Lap	Lap Time	Lap Speed	Sector 1	Sector 2	Sector 3	Speed Trap
1	4:21.071	100.335		1:15.430	1:29.877	176.7
2	3:26.981	128.727	54.406	1:11.294	1:21.281	188.1
3	3:25.077	129.922	53.406	1:10.929	1:20.742	191.8
4	3:24.447	130.322	53.263	1:10.676	1:20.508	195.2
5	3:47.104	117.321	55.799	1:16.044	1:35.261	190.7
6	54:15.821	8.183	51:39.661	1:12.417	1:23.743	181.5
7	3:24.804	130.095	53.564	1:10.731	1:20.509	191.8
8	3:24.788	130.105	53.785	1:10.290	1:20.713	187.6
9	3:22.986	131.260	52.853	1:10.089	1:20.044	195.2
10	3:23.016	131.241	52.952	1:10.155	1:19.909	193.5
11	3:56.521	112.649	59.631	1:20.282	1:36.608	176.3
<i>Ideal</i>	<i>3:22.851</i>	<i>131.347</i>	<i>52.853</i>	<i>1:10.089</i>	<i>1:19.909</i>	<i>195.2</i>

Qualifying Classification

Position

7 1 Michael DUNLOP

SBK Behind 2.275

Best Time 3:23.764 Best Speed 130.759 On 9 Gp

Lap	Lap Time	Lap Speed	Sector 1	Sector 2	Sector 3	Speed Trap
1	6:35.049	66.307		1:25.266	1:39.607	167.1
2	3:33.076	125.044	54.155	1:13.360	1:25.561	187.6
3	6:59.587	63.500		1:13.167	1:22.978	179.5
4	4:14.714	104.603	53.395	1:10.811	2:10.508	188.1
5	51:54.152	8.556		1:14.144	1:24.843	173.5
6	3:27.603	128.341	53.872	1:11.360	1:22.371	188.6
7	3:32.865	125.168	54.632	1:11.554	1:26.679	189.1
8	5:25.538	81.846		1:11.380	1:31.282	176.3
9	3:23.764	130.759	53.256	1:09.768	1:20.740	188.6
<i>Ideal</i>	<i>3:23.764</i>	<i>130.759</i>	<i>53.256</i>	<i>1:09.768</i>	<i>1:20.740</i>	<i>189.1</i>

8 2 Dean HARRISON

SBK Behind 2.356

Best Time 3:23.845 Best Speed 130.707 On 9 Gp

Lap	Lap Time	Lap Speed	Sector 1	Sector 2	Sector 3	Speed Trap
1	4:37.469	94.406		1:14.952	1:25.597	159.2
2	3:25.374	129.734	53.980	1:10.763	1:20.631	185.0
3	3:24.548	130.258	53.817	1:10.536	1:20.195	187.0
4	3:25.997	129.341	53.891	1:11.279	1:20.827	186.5
5	3:36.884	122.849	56.136	1:13.367	1:27.381	186.5
6	53:44.662	8.263		1:12.877	1:22.444	168.3
7	3:24.876	130.049	54.153	1:10.520	1:20.203	187.6
8	3:24.708	130.156	53.556	1:11.099	1:20.053	189.1
9	3:23.845	130.707	53.504	1:10.277	1:20.064	187.6
10	3:24.367	130.373	53.926	1:10.258	1:20.183	187.0
11	3:37.740	122.366	58.904	1:12.359	1:26.477	178.1
<i>Ideal</i>	<i>3:23.815</i>	<i>130.726</i>	<i>53.504</i>	<i>1:10.258</i>	<i>1:20.053</i>	<i>189.1</i>

METZELER ULSTER GRAND PRIX

SUPERBIKE

Second Qualifying

Thursday, 06 August 2015

DETAILED SECTOR ANALYSIS



Qualifying Classification

Position

9

24 Keith AMOR

SBK Behind **2.384**

Best Time **3:23.873** Best Speed **130.689** On **7** Gp

Lap	Lap Time	Lap Speed	Sector 1	Sector 2	Sector 3	Speed Trap
1	4:12.340	103.807		1:13.291	1:22.219	170.9
2	3:29.203	127.359	54.857	1:12.720	1:21.626	180.5
3	3:27.661	128.305	54.285	1:11.887	1:21.489	185.5
4	3:31.239	126.132	54.625	1:11.553	1:25.061	186.0
5	57:12.568	7.762		1:13.336	1:24.446	171.3
6	3:28.803	127.603	54.361	1:12.606	1:21.836	188.6
7	3:23.873	130.689	53.350	1:10.911	1:19.612	185.5
8	3:25.770	129.484	53.336	1:11.687	1:20.747	185.5
9	3:45.926	117.932	57.467	1:16.827	1:31.632	185.5
<i>Ideal</i>	<i>3:23.859</i>	<i>130.698</i>	<i>53.336</i>	<i>1:10.911</i>	<i>1:19.612</i>	<i>188.6</i>

10

7 Dan KNEEN

SBK Behind **2.405**

Best Time **3:23.894** Best Speed **130.676** On **9** Gp

Lap	Lap Time	Lap Speed	Sector 1	Sector 2	Sector 3	Speed Trap
1	4:37.223	94.490		1:15.728	1:25.786	158.1
2	3:27.497	128.406	54.560	1:12.287	1:20.650	188.6
3	3:28.359	127.875	54.674	1:11.848	1:21.837	186.5
4	3:34.615	124.148	56.195	1:12.396	1:26.024	181.5
5	42:03.086	10.560		1:57.359	33:34.706	110.2
6	15:02.876	29.510		1:14.808	1:23.500	143.6
7	3:26.898	128.778	55.250	1:11.148	1:20.500	187.6
8	3:26.368	129.109	54.765	1:11.499	1:20.104	170.9
9	3:23.894	130.676	53.744	1:10.298	1:19.852	187.6
10	3:26.934	128.756	53.407	1:10.709	1:22.818	188.1
11	3:30.011	126.869	54.457	1:11.025	1:24.529	185.0
<i>Ideal</i>	<i>3:23.557</i>	<i>130.892</i>	<i>53.407</i>	<i>1:10.298</i>	<i>1:19.852</i>	<i>188.6</i>

Qualifying Classification

Position

11

10 Conor CUMMINS

SBK Behind **3.608**

Best Time **3:25.097** Best Speed **129.909** On **10** Gp

Lap	Lap Time	Lap Speed	Sector 1	Sector 2	Sector 3	Speed Trap
1	4:22.950	99.618		1:13.851	1:22.967	169.6
2	3:25.390	129.724	54.470	1:11.108	1:19.812	183.0
3	3:28.438	127.827	53.724	1:10.601	1:24.113	188.1
4	6:42.217	66.243		1:12.880	1:22.224	168.7
5	40:10.506	11.053	54.867	1:10.636	38:05.003	180.5
6	14:51.632	29.882		1:12.241	1:25.886	162.2
7	8:02.207	55.254		1:13.530	1:20.337	167.1
8	3:26.176	129.229	54.172	1:10.283	1:21.721	184.5
9	3:29.688	127.065	54.400	1:12.903	1:22.385	182.0
10	3:25.097	129.909	54.253	1:10.380	1:20.464	184.0
<i>Ideal</i>	<i>3:23.819</i>	<i>130.724</i>	<i>53.724</i>	<i>1:10.283</i>	<i>1:19.812</i>	<i>188.1</i>

12

15 Ivan LINTIN

SBK Behind **4.769**

Best Time **3:26.258** Best Speed **129.178** On **9** Gp

Lap	Lap Time	Lap Speed	Sector 1	Sector 2	Sector 3	Speed Trap
1	4:38.016	94.220		1:15.200	1:25.338	161.5
2	3:27.572	128.360	54.114	1:12.277	1:21.181	181.0
3	3:34.779	124.053	54.222	1:13.414	1:27.143	187.6
4	5:36.484	79.183		1:13.103	1:24.124	174.4
5	4:19.288	102.758	54.532	1:12.555	2:12.201	191.3
6	50:19.664	8.823	47:43.225	1:12.543	1:23.896	165.8
7	3:26.722	128.888	53.733	1:11.663	1:21.326	189.1
8	3:26.365	129.111	53.834	1:11.077	1:21.454	186.5
9	3:26.258	129.178	53.962	1:11.422	1:20.874	192.4
10	3:40.743	120.701	56.585	1:13.699	1:30.459	186.5
<i>Ideal</i>	<i>3:25.684</i>	<i>129.538</i>	<i>53.733</i>	<i>1:11.077</i>	<i>1:20.874</i>	<i>192.4</i>

METZELER ULSTER GRAND PRIX

SUPERBIKE

Second Qualifying

Thursday, 06 August 2015

DETAILED SECTOR ANALYSIS



Qualifying Classification

Position

13	72 David JOHNSON	SBK	Behind	5.404		
Best Time	3:26.893	Best Speed	128.781	On 12 Gp		
Lap	Lap Time	Lap Speed	Sector 1	Sector 2	Sector 3	Speed Trap
1	4:48.014	90.949		1:15.880	1:27.359	158.1
2	3:31.533	125.957	55.063	1:13.841	1:22.629	184.0
3	3:30.622	126.501	55.403	1:12.908	1:22.311	184.0
4	3:28.040	128.071	54.613	1:11.896	1:21.531	184.0
5	3:27.666	128.302	54.565	1:11.889	1:21.212	183.5
6	38:31.224	11.528	57.069	1:15.907	36:18.248	183.0
7	17:20.519	25.606	14:37.879	1:16.560	1:26.080	154.1
8	3:27.985	128.105	54.320	1:12.406	1:21.259	186.0
9	3:27.138	128.629	54.086	1:12.273	1:20.779	186.0
10	3:29.899	126.937	54.065	1:11.829	1:24.005	187.0
11	3:27.505	128.402	54.625	1:11.768	1:21.112	185.5
12	3:26.893	128.781	53.744	1:11.443	1:21.706	186.0
<i>Ideal</i>	<i>3:25.966</i>	<i>129.361</i>	<i>53.744</i>	<i>1:11.443</i>	<i>1:20.779</i>	<i>187.0</i>

14	51 Derek SHEILS	SBK	Behind	6.291		
Best Time	3:27.780	Best Speed	128.232	On 9 Gp		
Lap	Lap Time	Lap Speed	Sector 1	Sector 2	Sector 3	Speed Trap
1	4:33.676	95.714		1:17.192	1:23.643	158.4
2	3:30.331	126.676	55.765	1:13.136	1:21.430	180.5
3	3:37.806	122.329	55.023	1:13.122	1:29.661	181.5
4	6:44.042	65.944		1:14.758	1:22.955	165.0
5	39:08.161	11.347	55.763	1:12.956	36:59.442	180.5
6	20:18.163	21.872		1:19.595	1:26.280	154.4
7	3:31.307	126.091	55.943	1:12.116	1:23.248	175.3
8	3:28.370	127.869	54.480	1:12.810	1:21.080	0.0
9	3:27.780	128.232	54.632	1:12.376	1:20.772	180.5
10	3:28.335	127.890	55.153	1:11.630	1:21.552	183.0
<i>Ideal</i>	<i>3:26.882</i>	<i>128.788</i>	<i>54.480</i>	<i>1:11.630</i>	<i>1:20.772</i>	<i>183.0</i>

Qualifying Classification

Position

15	66 Russ MOUNTFORD	SBK	Behind	6.386		
Best Time	3:27.875	Best Speed	128.173	On 4 Gp		
Lap	Lap Time	Lap Speed	Sector 1	Sector 2	Sector 3	Speed Trap
1	4:28.662	97.501		1:15.129	1:23.914	158.4
2	3:31.598	125.918	54.995	1:12.906	1:23.697	186.5
3	3:28.159	127.998	54.773	1:12.049	1:21.337	185.0
4	3:27.875	128.173	54.608	1:11.976	1:21.291	186.0
5	3:28.821	127.592	54.764	1:12.306	1:21.751	184.5
6	38:59.737	11.388	55.381	1:12.859	36:51.497	182.0
7	16:50.936	26.356		1:15.881	1:21.980	170.5
8	3:56.749	112.541	54.609	1:12.472	1:49.668	185.0
9	6:50.241	64.947		1:12.126	1:22.432	173.1
10	3:28.455	127.816	54.805	1:12.026	1:21.624	180.5
11	3:28.339	127.888	54.751	1:11.895	1:21.693	185.0
<i>Ideal</i>	<i>3:27.794</i>	<i>128.223</i>	<i>54.608</i>	<i>1:11.895</i>	<i>1:21.291</i>	<i>186.5</i>

16	12 Daniel COOPER	SBK	Behind	9.650		
Best Time	3:31.139	Best Speed	126.192	On 11 Gp		
Lap	Lap Time	Lap Speed	Sector 1	Sector 2	Sector 3	Speed Trap
1	4:59.210	87.546		1:20.894	1:28.118	154.8
2	3:36.495	123.070	56.721	1:15.724	1:24.050	173.1
3	3:38.102	122.163	57.653	1:16.719	1:23.730	171.8
4	3:35.946	123.383	55.990	1:16.429	1:23.527	181.5
5	3:33.673	124.695	56.233	1:14.054	1:23.386	179.5
6	37:45.395	11.761	58.543	1:40.961	35:05.891	180.0
7	14:56.069	29.734	12:13.280	1:17.184	1:25.605	151.6
8	3:34.550	124.185	56.475	1:14.591	1:23.484	174.9
9	3:32.178	125.574	55.646	1:14.165	1:22.367	177.7
10	3:31.385	126.045	55.698	1:13.346	1:22.341	181.5
11	3:31.139	126.192	55.866	1:13.493	1:21.780	179.5
12	3:37.519	122.490	55.438	1:12.869	1:29.212	180.0
<i>Ideal</i>	<i>3:30.087</i>	<i>126.823</i>	<i>55.438</i>	<i>1:12.869</i>	<i>1:21.780</i>	<i>181.5</i>



METZELER ULSTER GRAND PRIX

SUPERBIKE

Second Qualifying

Thursday, 06 August 2015

DETAILED SECTOR ANALYSIS



Qualifying Classification

Position

17 27 Phillip CROWE

SBK Behind 9.766

Best Time 3:31.255 Best Speed 126.122 On 10 Gp

Lap	Lap Time	Lap Speed	Sector 1	Sector 2	Sector 3	Speed Trap
1	4:40.436	93.407		1:18.128	1:27.801	157.3
2	3:37.818	122.322	57.664	1:15.158	1:24.996	174.4
3	3:39.678	121.286	57.323	1:15.096	1:27.259	173.1
4	4:34.117	97.199		1:22.213	1:26.039	162.2
5	4:01.027	110.543	56.660	1:14.773	1:49.594	172.2
6	53:38.673	8.278	50:50.525	1:17.345	1:30.803	156.2
7	3:33.820	124.609	56.719	1:14.307	1:22.794	173.1
8	3:33.030	125.071	56.342	1:13.553	1:23.135	173.1
9	3:34.006	124.501	56.097	1:15.377	1:22.532	174.4
10	3:31.255	126.122	55.864	1:13.391	1:22.000	171.8
11	3:39.323	121.483	56.259	1:13.411	1:29.653	173.5
<i>Ideal</i>	3:31.255	126.122	55.864	1:13.391	1:22.000	174.4

18 77 Mark GOODINGS

SBK Behind 9.773

Best Time 3:31.262 Best Speed 126.118 On 9 Gp

Lap	Lap Time	Lap Speed	Sector 1	Sector 2	Sector 3	Speed Trap
1	5:24.496	80.724		1:16.593	1:31.498	128.0
2	3:36.620	122.999	57.044	1:15.609	1:23.967	174.0
3	3:42.127	119.949	58.840	1:17.742	1:25.545	165.0
4	3:33.621	124.725	56.096	1:13.772	1:23.753	181.0
5	3:34.888	123.990	55.519	1:14.909	1:24.460	181.5
6	37:39.474	11.792	1:16.630	2:22.000	34:00.844	181.0
7	23:44.025	18.710		1:18.494	1:29.292	152.0
8	3:35.396	123.698	56.752	1:14.517	1:24.127	178.6
9	3:31.262	126.118	55.427	1:12.711	1:23.124	183.5
10	3:35.947	123.382	55.368	1:12.839	1:27.740	184.5
<i>Ideal</i>	3:31.203	126.153	55.368	1:12.711	1:23.124	184.5

Qualifying Classification

Position

19 104 Daley MATHISON

SBK Behind 9.932

Best Time 3:31.421 Best Speed 126.023 On 11 Gp

Lap	Lap Time	Lap Speed	Sector 1	Sector 2	Sector 3	Speed Trap
1	4:40.338	93.440		1:15.690	1:25.802	168.3
2	3:37.642	122.421	57.224	1:15.022	1:25.396	179.1
3	3:36.875	122.854	56.593	1:15.298	1:24.984	179.1
4	3:34.474	124.229	56.597	1:14.058	1:23.819	173.1
5	3:34.416	124.263	55.956	1:14.515	1:23.945	182.0
6	38:04.274	11.664	56.835	1:24.985	35:42.454	165.8
7	20:29.383	21.673		1:15.185	1:24.645	170.0
8	3:35.270	123.770	55.627	1:14.363	1:25.280	183.5
9	3:34.217	124.378	56.207	1:13.875	1:24.135	182.0
10	3:32.253	125.529	55.661	1:13.551	1:23.041	179.5
11	3:31.421	126.023	55.454	1:13.474	1:22.493	182.0
<i>Ideal</i>	3:31.421	126.023	55.454	1:13.474	1:22.493	183.5

20 52 James COWTON

SBK Behind 10.219

Best Time 3:31.708 Best Speed 125.852 On 3 Gp

Lap	Lap Time	Lap Speed	Sector 1	Sector 2	Sector 3	Speed Trap
1	57:25.794	7.602		1:24.755	35:57.315	166.2
2	15:09.632	29.291		1:16.045	1:25.108	159.6
3	3:31.708	125.852	55.924	1:13.347	1:22.437	179.1
4	3:32.516	125.374	55.864	1:13.860	1:22.792	173.1
5	3:39.570	121.346	56.244	1:14.726	1:28.600	180.0
<i>Ideal</i>	3:31.648	125.888	55.864	1:13.347	1:22.437	180.0

21 11 Paul SHOESMITH

SBK Behind 10.435

Best Time 3:31.924 Best Speed 125.724 On 4 Gp

Lap	Lap Time	Lap Speed	Sector 1	Sector 2	Sector 3	Speed Trap
1	4:48.213	90.887		1:16.755	1:25.095	151.0
2	3:34.103	124.445	56.045	1:14.570	1:23.488	171.3
3	3:32.821	125.194	55.555	1:12.936	1:24.330	176.3
4	3:31.924	125.724	55.851	1:12.777	1:23.296	180.0
5	3:34.066	124.466	56.380	1:13.708	1:23.978	170.9
6	38:14.921	11.610	56.566	1:25.119	35:53.236	174.4
7	17:28.530	25.411	14:45.171	1:17.243	1:26.116	156.2
8	3:34.046	124.478	56.365	1:13.783	1:23.898	183.0
9	3:34.122	124.434	56.423	1:13.950	1:23.749	177.2
10	3:33.121	125.018	55.949	1:13.433	1:23.739	179.5
11	3:34.785	124.049	55.763	1:14.045	1:24.977	175.8
<i>Ideal</i>	3:31.628	125.900	55.555	1:12.777	1:23.296	183.0

METZELER ULSTER GRAND PRIX

SUPERBIKE

Second Qualifying

Thursday, 06 August 2015

DETAILED SECTOR ANALYSIS



Qualifying Classification

Position

22 61 John WALSH

SBK Behind 10.458

Best Time 3:31.947 Best Speed 125.710 On 3 Gp

Lap	Lap Time	Lap Speed	Sector 1	Sector 2	Sector 3	Speed Trap
1	4:26.741	98.203		1:14.905	1:25.599	161.9
2	3:34.017	124.495	56.286	1:13.346	1:24.385	182.5
3	3:31.947	125.710	55.594	1:12.537	1:23.816	173.1
4	3:41.161	120.473	56.193	1:13.468	1:31.500	179.5
5	56:56.852	7.798	54:13.816	1:13.482	1:29.554	172.6
6	3:32.379	125.455	56.386	1:12.980	1:23.013	180.5
7	3:38.786	121.781	54.965	1:15.475	1:28.346	181.0
<i>Ideal</i>	<i>3:30.515</i>	<i>126.566</i>	<i>54.965</i>	<i>1:12.537</i>	<i>1:23.013</i>	<i>182.5</i>

23 86 Derek McGEE

SBK Behind 11.165

Best Time 3:32.654 Best Speed 125.293 On 4 Gp

Lap	Lap Time	Lap Speed	Sector 1	Sector 2	Sector 3	Speed Trap
1	1:20:18.549	5.436		1:20.869	1:29.191	145.7
2	3:36.918	122.830	56.762	1:14.696	1:25.460	170.5
3	3:35.571	123.597	56.454	1:14.963	1:24.154	178.1
4	3:32.654	125.293	56.298	1:13.346	1:23.010	175.3
<i>Ideal</i>	<i>3:32.654</i>	<i>125.293</i>	<i>56.298</i>	<i>1:13.346</i>	<i>1:23.010</i>	<i>178.1</i>

24 97 Seamus ELLIOTT

SBK Behind 11.217

Best Time 3:32.706 Best Speed 125.262 On 7 Gp

Lap	Lap Time	Lap Speed	Sector 1	Sector 2	Sector 3	Speed Trap
1	7:18.654	59.716		1:18.141	1:27.907	158.4
2	3:38.827	121.758	57.818	1:15.306	1:25.703	180.0
3	3:35.522	123.625	57.013	1:14.000	1:24.509	183.5
4	3:39.899	121.165	57.666	1:14.184	1:28.049	159.2
5	54:56.073	8.084		1:15.336	1:26.316	163.4
6	3:37.262	122.635	56.725	1:16.253	1:24.284	182.5
7	3:32.706	125.262	55.701	1:14.451	1:22.554	183.5
8	3:35.134	123.848	55.399	1:13.225	1:26.510	181.0
<i>Ideal</i>	<i>3:31.178</i>	<i>126.168</i>	<i>55.399</i>	<i>1:13.225</i>	<i>1:22.554</i>	<i>183.5</i>

Qualifying Classification

Position

25 76 Horst SAIGER

SBK Behind 11.984

Best Time 3:33.473 Best Speed 124.812 On 9 Gp

Lap	Lap Time	Lap Speed	Sector 1	Sector 2	Sector 3	Speed Trap
1	5:57.081	73.358		1:17.193	1:30.063	139.7
2	3:36.863	122.861	55.609	1:15.908	1:25.346	176.3
3	3:34.615	124.148	55.259	1:14.569	1:24.787	177.7
4	3:41.329	120.382	56.936	1:14.663	1:29.730	177.2
5	40:33.343	10.950		1:43.394	35:20.537	152.0
6	17:36.440	25.221		1:19.485	1:27.589	141.7
7	4:30.234	98.596	56.240	1:14.975	2:19.019	175.8
8	3:33.924	124.549	55.729	1:14.044	1:24.151	177.7
9	3:33.473	124.812	55.852	1:13.962	1:23.659	173.5
10	3:33.830	124.603	55.710	1:14.157	1:23.963	180.5
<i>Ideal</i>	<i>3:32.880</i>	<i>125.160</i>	<i>55.259</i>	<i>1:13.962</i>	<i>1:23.659</i>	<i>180.5</i>

26 26 Ben WYLIE

SBK Behind 13.208

Best Time 3:34.697 Best Speed 124.100 On 2 Gp

Lap	Lap Time	Lap Speed	Sector 1	Sector 2	Sector 3	Speed Trap
1	4:58.983	87.613		1:21.088	1:28.321	146.1
2	3:34.697	124.100	56.304	1:14.782	1:23.611	176.3
3	3:36.478	123.079	56.820	1:15.215	1:24.443	180.0
4	3:48.240	116.737	58.494	1:18.240	1:31.506	168.7
5	41:29.152	10.704		1:15.417	37:26.747	163.0
6	17:25.203	25.492		1:17.804	1:26.017	146.4
7	3:36.591	123.015	57.154	1:14.995	1:24.442	177.7
8	3:37.050	122.755	57.195	1:14.671	1:25.184	173.5
9	3:35.380	123.707	56.966	1:14.449	1:23.965	178.1
10	3:34.948	123.955	56.797	1:14.481	1:23.670	168.3
<i>Ideal</i>	<i>3:34.364</i>	<i>124.293</i>	<i>56.304</i>	<i>1:14.449</i>	<i>1:23.611</i>	<i>180.0</i>



METZELER ULSTER GRAND PRIX

SUPERBIKE

Second Qualifying

Thursday, 06 August 2015

DETAILED SECTOR ANALYSIS



Qualifying Classification

Position

27 14 Tom McHALE

SBK Behind 13.471

Best Time 3:34.960 Best Speed 123.948 On 9 Gp

Lap	Lap Time	Lap Speed	Sector 1	Sector 2	Sector 3	Speed Trap
1	6:31.138	66.970		1:17.754	1:26.612	64.1
2	3:38.410	121.991	57.337	1:15.719	1:25.354	169.2
3	3:35.772	123.482	57.203	1:14.012	1:24.557	168.7
4	3:39.274	121.510	56.655	1:17.251	1:25.368	165.8
5	40:14.653	11.034	56.894	1:14.487	38:03.272	170.0
6	20:21.623	21.810		1:20.586	2:38.548	157.3
7	3:35.554	123.607	56.959	1:14.142	1:24.453	178.1
8	3:35.678	123.536	57.024	1:14.222	1:24.432	176.3
9	3:34.960	123.948	56.523	1:14.144	1:24.293	170.9
<i>Ideal</i>	<i>3:34.828</i>	<i>124.025</i>	<i>56.523</i>	<i>1:14.012</i>	<i>1:24.293</i>	<i>178.1</i>

28 53 Jonathan HOWARTH

SBK Behind 14.424

Best Time 3:35.913 Best Speed 123.401 On 8 Gp

Lap	Lap Time	Lap Speed	Sector 1	Sector 2	Sector 3	Speed Trap
1	6:10.763	70.651		1:17.914	1:26.231	150.3
2	3:42.037	119.998	57.416	1:18.366	1:26.255	175.8
3	3:38.944	121.693	57.718	1:15.876	1:25.350	174.4
4	3:38.281	122.063	57.330	1:15.614	1:25.337	174.9
5	40:58.436	10.838	58.165	1:15.327	38:44.944	170.9
6	23:11.165	19.152		1:15.759	1:25.884	147.0
7	3:37.085	122.735	56.116	1:17.120	1:23.849	176.7
8	3:35.913	123.401	56.617	1:15.071	1:24.225	175.8
9	3:57.221	112.317	58.654	1:23.117	1:35.450	174.9
<i>Ideal</i>	<i>3:35.036</i>	<i>123.905</i>	<i>56.116</i>	<i>1:15.071</i>	<i>1:23.849</i>	<i>176.7</i>

29 80 Darren COOPER

SBK Behind 15.383

Best Time 3:36.872 Best Speed 122.856 On 4 Gp

Lap	Lap Time	Lap Speed	Sector 1	Sector 2	Sector 3	Speed Trap
1	5:20.787	81.658		1:20.204	1:30.409	136.3
2	3:39.914	121.156	57.885	1:16.330	1:25.699	167.9
3	3:42.333	119.838	58.700	1:17.483	1:26.150	165.4
4	3:36.872	122.856	56.986	1:14.114	1:25.772	171.3
5	5:04.332	87.549	57.779	1:15.516	2:51.037	167.5
6	51:24.775	8.637		1:17.566	1:27.339	166.2
7	3:38.372	122.012	57.478	1:15.172	1:25.722	175.3
8	3:37.750	122.360	58.115	1:14.815	1:24.820	164.6
9	3:45.183	118.321	57.408	1:15.644	1:32.131	168.3
<i>Ideal</i>	<i>3:35.920</i>	<i>123.397</i>	<i>56.986</i>	<i>1:14.114</i>	<i>1:24.820</i>	<i>175.3</i>

Qualifying Classification

Position

30 47 Alistair KIRK

SBK Behind 15.444

Best Time 3:36.933 Best Speed 122.821 On 8 Gp

Lap	Lap Time	Lap Speed	Sector 1	Sector 2	Sector 3	Speed Trap
1	5:02.151	86.694		1:20.091	1:30.884	0.0
2	3:37.262	122.635	56.524	1:15.400	1:25.338	0.0
3	3:48.296	116.708	56.320	1:16.109	1:35.867	174.4
4	5:36.753	79.120		1:15.566	1:23.994	0.0
5	39:29.230	11.246	56.257	1:16.093	37:16.880	178.1
6	16:33.329	26.823		1:19.626	1:28.399	0.0
7	3:39.465	121.404	57.542	1:16.159	1:25.764	166.2
8	3:36.933	122.821	56.259	1:15.309	1:25.365	0.0
9	3:37.692	122.393	56.467	1:14.969	1:26.256	0.0
10	3:41.805	120.123	56.683	1:13.996	1:31.126	172.6
<i>Ideal</i>	<i>3:34.247</i>	<i>124.361</i>	<i>56.257</i>	<i>1:13.996</i>	<i>1:23.994</i>	<i>178.1</i>

31 25 Fabrice MIGUET

SBK Behind 15.554

Best Time 3:37.043 Best Speed 122.759 On 9 Gp

Lap	Lap Time	Lap Speed	Sector 1	Sector 2	Sector 3	Speed Trap
1	5:24.780	80.654		1:18.389	1:28.345	123.1
2	3:39.719	121.264	57.911	1:16.584	1:25.224	169.6
3	3:40.358	120.912	57.594	1:17.486	1:25.278	177.2
4	3:39.269	121.513	57.410	1:15.733	1:26.126	169.6
5	4:10.081	106.541	58.355	1:16.727	1:54.999	163.8
6	51:27.630	8.629	48:44.981	1:17.055	1:25.594	151.6
7	3:37.417	122.548	57.683	1:15.165	1:24.569	176.7
8	3:40.062	121.075	57.758	1:16.856	1:25.448	170.5
9	3:37.043	122.759	58.103	1:15.595	1:23.345	165.0
10	3:38.254	122.078	57.935	1:15.377	1:24.942	163.0
11	3:40.497	120.836	58.813	1:16.072	1:25.612	163.0
<i>Ideal</i>	<i>3:35.920</i>	<i>123.397</i>	<i>57.410</i>	<i>1:15.165</i>	<i>1:23.345</i>	<i>177.2</i>



METZELER ULSTER GRAND PRIX

SUPERBIKE

Second Qualifying

Thursday, 06 August 2015

DETAILED SECTOR ANALYSIS



Qualifying Classification

Position

32	56 John INGRAM	SBK	Behind	15.602		
Best Time	3:37.091	Best Speed	122.732	On 11 Gp		
Lap	Lap Time	Lap Speed	Sector 1	Sector 2	Sector 3	Speed Trap
1	4:57.746	87.977		1:22.230	1:28.197	155.1
2	3:39.437	121.420	57.308	1:16.688	1:25.441	172.6
3	3:43.294	119.322	56.709	1:17.824	1:28.761	170.5
4	3:39.464	121.405	56.398	1:17.091	1:25.975	178.1
5	3:39.664	121.294	56.832	1:16.767	1:26.065	174.9
6	37:40.393	11.787	57.145	1:54.470	34:48.778	165.8
7	19:46.703	22.452		2:13.001	1:31.277	159.9
8	3:41.203	120.450	56.978	1:17.742	1:26.483	167.9
9	3:42.343	119.833	56.452	1:17.483	1:28.408	173.1
10	3:39.030	121.645	55.819	1:16.539	1:26.672	174.4
11	3:37.091	122.732	56.371	1:15.582	1:25.138	175.8
<i>Ideal</i>	<i>3:36.539</i>	<i>123.045</i>	<i>55.819</i>	<i>1:15.582</i>	<i>1:25.138</i>	<i>178.1</i>

33	82 Xavier DENIS	SBK	Behind	15.964		
Best Time	3:37.453	Best Speed	122.527	On 5 Gp		
Lap	Lap Time	Lap Speed	Sector 1	Sector 2	Sector 3	Speed Trap
1	5:12.975	83.696		1:18.915	1:28.348	149.3
2	3:41.644	120.211	57.270	1:17.096	1:27.278	170.5
3	3:40.005	121.106	57.375	1:15.969	1:26.661	171.8
4	3:39.366	121.459	57.507	1:15.288	1:26.571	176.3
5	3:37.453	122.527	56.911	1:15.170	1:25.372	170.5
6	37:19.725	11.896	1:19.985	2:20.172	33:39.568	163.0
<i>Ideal</i>	<i>3:37.453</i>	<i>122.527</i>	<i>56.911</i>	<i>1:15.170</i>	<i>1:25.372</i>	<i>176.3</i>

34	37 Nuno CAETANO	SBK	Behind	16.300		
Best Time	3:37.789	Best Speed	122.338	On 3 Gp		
Lap	Lap Time	Lap Speed	Sector 1	Sector 2	Sector 3	Speed Trap
1	6:01.544	72.452		1:18.499	1:26.328	143.3
2	3:40.051	121.081	57.735	1:14.775	1:27.541	171.3
3	3:37.789	122.338	56.928	1:15.597	1:25.264	171.3
4	3:38.585	121.893	57.229	1:15.329	1:26.027	172.2
5	4:20.135	102.424	57.365	1:15.121	2:07.649	169.6
<i>Ideal</i>	<i>3:36.967</i>	<i>122.802</i>	<i>56.928</i>	<i>1:14.775</i>	<i>1:25.264</i>	<i>172.2</i>

Qualifying Classification

Position

35	30 Jochem van den HOEK	SBK	Behind	16.560		
Best Time	3:38.049	Best Speed	122.193	On 8 Gp		
Lap	Lap Time	Lap Speed	Sector 1	Sector 2	Sector 3	Speed Trap
1	5:25.837	80.392		1:20.249	1:28.031	125.4
2	3:42.564	119.714	58.078	1:17.544	1:26.942	160.7
3	3:42.171	119.925	57.561	1:17.525	1:27.085	170.9
4	3:50.340	115.672	1:01.133	1:20.067	1:29.140	158.1
5	4:18.011	103.267	57.751	1:16.878	2:03.382	175.8
6	51:44.017	8.584		1:17.853	1:27.104	165.4
7	3:39.501	121.384	57.024	1:15.610	1:26.867	181.0
8	3:38.049	122.193	56.871	1:15.781	1:25.397	181.5
9	3:57.939	111.978	56.549	1:17.318	1:44.072	174.0
<i>Ideal</i>	<i>3:37.556</i>	<i>122.469</i>	<i>56.549</i>	<i>1:15.610</i>	<i>1:25.397</i>	<i>181.5</i>

36	17 Dave HEWSON	SBK	Behind	18.450		
Best Time	3:39.939	Best Speed	121.142	On 9 Gp		
Lap	Lap Time	Lap Speed	Sector 1	Sector 2	Sector 3	Speed Trap
1	4:58.827	87.658		1:21.798	1:28.754	156.9
2	3:41.487	120.296	58.127	1:16.859	1:26.501	166.2
3	3:47.822	116.951	57.698	1:17.037	1:33.087	170.9
4	45:13.000	9.821		1:19.155	36:41.495	159.2
5	16:07.863	27.529		1:21.248	1:30.421	153.4
6	3:42.974	119.494	58.357	1:17.252	1:27.365	173.5
7	3:43.167	119.390	58.797	1:15.839	1:28.531	170.0
8	3:40.864	120.635	58.729	1:15.773	1:26.362	161.1
9	3:39.939	121.142	57.805	1:15.989	1:26.145	172.2
<i>Ideal</i>	<i>3:39.616</i>	<i>121.321</i>	<i>57.698</i>	<i>1:15.773</i>	<i>1:26.145</i>	<i>173.5</i>

37	71 Davy MORGAN	SBK	Behind	19.715		
Best Time	3:41.204	Best Speed	120.450	On 4 Gp		
Lap	Lap Time	Lap Speed	Sector 1	Sector 2	Sector 3	Speed Trap
1	5:58.177	73.133		1:19.547	1:30.246	147.3
2	3:43.939	118.979	58.352	1:16.763	1:28.824	174.9
3	3:44.269	118.804	59.895	1:17.168	1:27.206	159.6
4	3:41.204	120.450	58.409	1:15.945	1:26.850	161.5
5	4:21.663	101.825	56.542	1:15.944	2:09.177	177.2
6	53:16.192	8.336	50:32.606	1:17.055	1:26.531	160.3
7	3:45.108	118.361	57.646	1:15.988	1:31.474	176.3
<i>Ideal</i>	<i>3:39.017</i>	<i>121.652</i>	<i>56.542</i>	<i>1:15.944</i>	<i>1:26.531</i>	<i>177.2</i>



METZELER ULSTER GRAND PRIX

SUPERBIKE

Second Qualifying

Thursday, 06 August 2015

DETAILED SECTOR ANALYSIS



Qualifying Classification

Position

38 50 Gavin LUPTON

SBK Behind 20.239

Best Time 3:41.728 Best Speed 120.165 On 8 Gp

Lap	Lap Time	Lap Speed	Sector 1	Sector 2	Sector 3	Speed Trap
1	5:33.827	78.468		1:22.474	1:30.319	118.5
2	3:48.660	116.522	59.259	1:19.426	1:29.975	148.6
3	3:48.931	116.384	59.397	1:20.003	1:29.531	148.3
4	3:45.611	118.097	59.188	1:17.734	1:28.689	155.5
5	4:22.105	101.654	59.069	1:17.237	2:05.799	155.5
6	5:58.683	8.543		1:19.880	1:27.893	143.0
7	3:45.386	118.215	58.038	1:19.689	1:27.659	154.1
8	3:41.728	120.165	58.330	1:16.995	1:26.403	154.4
9	3:49.323	116.185	58.265	1:18.185	1:32.873	148.6
Ideal	3:41.436	120.324	58.038	1:16.995	1:26.403	155.5

39 75 Stephen McKNIGHT

SBK Behind 20.771

Best Time 3:42.260 Best Speed 119.877 On 8 Gp

Lap	Lap Time	Lap Speed	Sector 1	Sector 2	Sector 3	Speed Trap
1	5:53.910	74.015		1:23.643	1:31.006	113.0
2	3:47.538	117.097	58.396	1:18.729	1:30.413	178.6
3	3:44.543	118.659	1:00.394	1:17.067	1:27.082	158.8
4	3:43.809	119.048	58.441	1:17.447	1:27.921	175.3
5	40:12.030	11.046	59.230	1:18.833	37:53.967	178.1
6	15:26.890	28.746	12:34.639	1:22.773	1:29.478	133.1
7	3:43.116	119.418	59.075	1:16.796	1:27.245	170.5
8	3:42.260	119.877	57.802	1:17.374	1:27.084	176.3
9	3:44.717	118.567	59.805	1:16.990	1:27.922	178.6
10	3:42.310	119.850	58.626	1:16.954	1:26.730	172.2
11	3:49.894	115.897	1:00.722	1:17.821	1:31.351	170.9
Ideal	3:41.328	120.382	57.802	1:16.796	1:26.730	178.6

40 57 Forest DUNN

SBK Behind 24.069

Best Time 3:45.558 Best Speed 118.125 On 2 Gp

Lap	Lap Time	Lap Speed	Sector 1	Sector 2	Sector 3	Speed Trap
1	4:48.043	90.940		1:18.758	1:29.015	158.1
2	3:45.558	118.125	58.898	1:17.691	1:28.969	160.3
3	3:47.186	117.278	58.811	1:18.640	1:29.735	164.2
4	3:49.288	116.203	1:00.540	1:19.805	1:28.943	163.8
Ideal	3:45.445	118.184	58.811	1:17.691	1:28.943	164.2

Qualifying Classification

Position

41 59 Gareth EVANS

SBK Behind 24.342

Best Time 3:45.831 Best Speed 117.982 On 8 Gp

Lap	Lap Time	Lap Speed	Sector 1	Sector 2	Sector 3	Speed Trap
1	5:21.952	81.362		1:20.676	1:29.393	136.0
2	3:50.425	115.630	59.956	1:20.426	1:30.043	164.6
3	3:52.313	114.690	1:00.570	1:20.477	1:31.266	163.4
4	1:00:33.208	7.333		1:21.585	1:29.583	159.6
5	3:47.927	116.897	58.805	1:19.279	1:29.843	167.1
6	3:49.142	116.277	1:01.275	1:18.651	1:29.216	153.4
7	3:47.633	117.048	59.378	1:18.578	1:29.677	163.4
8	3:45.831	117.982	58.206	1:18.365	1:29.260	167.9
Ideal	3:45.787	118.005	58.206	1:18.365	1:29.216	167.9

42 49 Callum LAIDLAW

SBK Behind 24.970

Best Time 3:46.459 Best Speed 117.655 On 8 Gp

Lap	Lap Time	Lap Speed	Sector 1	Sector 2	Sector 3	Speed Trap
1	5:20.985	81.607		1:21.495	1:30.772	138.8
2	3:46.776	117.490	59.573	1:19.105	1:28.098	169.6
3	3:47.824	116.950	1:00.117	1:19.046	1:28.661	161.5
4	3:49.137	116.280	1:00.357	1:19.357	1:29.423	164.6
5	4:32.687	97.709	1:00.616	1:19.807	2:12.264	159.2
6	51:17.910	8.657	48:24.586	1:22.740	1:30.584	147.7
7	3:47.813	116.955	1:00.053	1:19.402	1:28.358	164.2
8	3:46.459	117.655	59.824	1:18.739	1:27.896	169.2
9	3:57.132	112.359	1:02.408	1:20.431	1:34.293	166.7
Ideal	3:46.208	117.785	59.573	1:18.739	1:27.896	169.6

43 40 Matthew REES

SBK Behind 26.093

Best Time 3:47.582 Best Speed 117.074 On 2 Gp

Lap	Lap Time	Lap Speed	Sector 1	Sector 2	Sector 3	Speed Trap
1	4:41.993	92.891		1:19.908	1:30.616	156.6
2	3:47.582	117.074	59.778	1:18.055	1:29.749	158.8
3	3:50.681	115.501	1:02.614	1:18.503	1:29.564	158.1
4	3:55.187	113.288	1:00.890	1:19.736	1:34.561	163.0
5	40:54.548	10.855		1:42.550	35:06.481	151.0
Ideal	3:47.397	117.169	59.778	1:18.055	1:29.564	163.0



METZELER ULSTER GRAND PRIX

SUPERBIKE

Second Qualifying

Thursday, 06 August 2015

DETAILED SECTOR ANALYSIS



Qualifying Classification

Position

44 67 Gary MILLER

SBK Behind 27.574

Best Time 3:49.063 Best Speed 116.317 On 9 Gp

Lap	Lap Time	Lap Speed	Sector 1	Sector 2	Sector 3	Speed Trap
1	5:24.436	80.739		1:25.870	1:34.505	136.3
2	3:55.317	113.226	1:00.346	1:21.572	1:33.399	0.0
3	3:55.577	113.101	1:01.832	1:22.396	1:31.349	163.4
4	3:52.191	114.750	1:00.888	1:20.815	1:30.488	165.8
5	40:25.445	10.985	1:00.283	1:19.980	38:05.182	164.2
6	15:13.640	29.162	12:15.214	1:24.931	1:33.495	146.4
7	3:51.214	115.235	1:00.836	1:20.485	1:29.893	164.2
8	3:52.017	114.836	1:01.312	1:20.241	1:30.464	160.7
9	3:49.063	116.317	1:00.433	1:19.268	1:29.362	168.3
10	3:54.155	113.788	1:01.001	1:20.400	1:32.754	166.7
<i>Ideal</i>	<i>3:48.913</i>	<i>116.393</i>	<i>1:00.283</i>	<i>1:19.268</i>	<i>1:29.362</i>	<i>168.3</i>

45 19 George SPENCE

SBK Behind 27.729

Best Time 3:49.218 Best Speed 116.239 On 7 Gp

Lap	Lap Time	Lap Speed	Sector 1	Sector 2	Sector 3	Speed Trap
1	5:10.741	84.297		1:23.207	1:31.092	139.7
2	3:49.297	116.198	59.097	1:20.877	1:29.323	171.3
3	3:50.167	115.759	59.721	1:20.592	1:29.854	169.2
4	3:53.922	113.901	1:01.186	1:20.917	1:31.819	170.5
5	4:23.834	100.988	59.011	1:18.796	2:06.027	167.9
6	51:55.054	8.553		1:20.494	1:30.684	143.3
7	3:49.218	116.239	59.924	1:20.267	1:29.027	158.1
8	3:49.604	116.043	59.104	1:19.775	1:30.725	172.2
9	3:55.600	113.090	59.862	1:19.835	1:35.903	161.9
<i>Ideal</i>	<i>3:46.834</i>	<i>117.460</i>	<i>59.011</i>	<i>1:18.796</i>	<i>1:29.027</i>	<i>172.2</i>

Qualifying Classification

Position

46 125 David MURPHY

SBK Behind 27.737

Best Time 3:49.226 Best Speed 116.234 On 9 Gp

Lap	Lap Time	Lap Speed	Sector 1	Sector 2	Sector 3	Speed Trap
1	6:01.473	72.466		1:26.013	1:36.791	125.2
2	4:01.965	110.115	1:03.420	1:23.832	1:34.713	159.9
3	3:57.421	112.222	1:02.231	1:21.877	1:33.313	155.1
4	3:55.716	113.034	1:01.853	1:21.011	1:32.852	158.1
5	39:43.926	11.177	1:01.848	1:21.098	37:20.980	156.2
6	18:56.634	23.441		1:23.138	1:32.710	142.0
7	3:53.098	114.304	1:01.423	1:20.229	1:31.446	155.1
8	3:49.674	116.008	1:00.579	1:19.221	1:29.874	154.1
9	3:49.226	116.234	1:00.921	1:19.390	1:28.915	154.1
10	3:56.265	112.772	1:00.324	1:20.166	1:35.775	168.3
<i>Ideal</i>	<i>3:48.460</i>	<i>116.624</i>	<i>1:00.324</i>	<i>1:19.221</i>	<i>1:28.915</i>	<i>168.3</i>

47 20 Hubert KALTHUBER

SBK Behind 28.859

Best Time 3:50.348 Best Speed 115.668 On 7 Gp

Lap	Lap Time	Lap Speed	Sector 1	Sector 2	Sector 3	Speed Trap
1	5:45.361	75.847		1:28.226	1:35.595	119.6
2	3:55.926	112.934	1:00.865	1:22.475	1:32.586	150.3
3	3:56.753	112.539	1:00.248	1:22.623	1:33.882	148.3
4	3:57.862	112.014	1:00.966	1:21.690	1:35.206	153.0
5	40:34.551	10.944	1:00.933	1:21.376	38:12.242	151.0
6	17:52.906	24.833		1:20.746	1:32.003	153.0
7	3:50.348	115.668	1:00.230	1:19.476	1:30.642	153.7
8	4:03.488	109.426	1:00.152	1:20.375	1:42.961	163.0
<i>Ideal</i>	<i>3:50.270</i>	<i>115.707</i>	<i>1:00.152</i>	<i>1:19.476</i>	<i>1:30.642</i>	<i>163.0</i>

48 29 Eric WILSON

SBK Behind 29.299

Best Time 3:50.788 Best Speed 115.448 On 8 Gp

Lap	Lap Time	Lap Speed	Sector 1	Sector 2	Sector 3	Speed Trap
1	5:03.881	86.200		1:23.804	1:33.329	149.3
2	3:52.586	114.555	1:00.474	1:20.016	1:32.096	163.4
3	3:53.084	114.311	59.510	1:20.878	1:32.696	169.6
4	3:59.938	111.045	1:01.452	1:20.502	1:37.984	158.8
5	41:22.078	10.735		1:20.521	37:18.956	147.0
6	14:48.005	30.004		1:25.825	1:34.454	117.7
7	3:51.073	115.305	59.309	1:20.135	1:31.629	167.9
8	3:50.788	115.448	59.506	1:19.853	1:31.429	167.5
9	3:54.632	113.556	59.677	1:19.855	1:35.100	165.0
<i>Ideal</i>	<i>3:50.591</i>	<i>115.546</i>	<i>59.309</i>	<i>1:19.853</i>	<i>1:31.429</i>	<i>169.6</i>



METZELER ULSTER GRAND PRIX

SUPERBIKE

Second Qualifying

Thursday, 06 August 2015

DETAILED SECTOR ANALYSIS



Qualifying Classification

Position

49

43 Andrew SELLARS

SBK Behind **29.978**

Best Time **3:51.467** Best Speed **115.109** On **9** Gp

Lap	Lap Time	Lap Speed	Sector 1	Sector 2	Sector 3	Speed Trap
1	5:02.831	86.499		1:23.674	1:32.980	133.1
2	3:55.116	113.323	1:01.638	1:21.866	1:31.612	155.1
3	3:51.984	114.853	1:01.310	1:20.139	1:30.535	155.9
4	3:54.458	113.641	1:02.713	1:20.157	1:31.588	157.7
5	4:30.940	98.339	1:00.478	1:19.089	2:11.373	159.6
6	56:14.394	7.896		1:46.387	1:34.164	139.4
7	3:53.230	114.239	1:02.211	1:20.588	1:30.431	153.7
8	3:53.022	114.341	1:00.931	1:21.784	1:30.307	153.4
9	3:51.467	115.109	1:00.939	1:20.355	1:30.173	162.6
<i>Ideal</i>	<i>3:49.740</i>	<i>115.974</i>	<i>1:00.478</i>	<i>1:19.089</i>	<i>1:30.173</i>	<i>162.6</i>

50

23 Andrew TAYLOR

SBK Behind **30.699**

Best Time **3:52.188** Best Speed **114.752** On **8** Gp

Lap	Lap Time	Lap Speed	Sector 1	Sector 2	Sector 3	Speed Trap
1	5:17.054	82.619		1:25.074	1:34.715	141.7
2	3:55.155	113.304	1:00.786	1:21.722	1:32.647	169.2
3	3:53.997	113.865	1:00.206	1:22.111	1:31.680	174.9
4	3:53.323	114.193	1:00.494	1:21.165	1:31.664	174.0
5	4:38.780	95.573	1:00.251	1:20.819	2:17.710	165.8
6	51:45.006	8.581		1:22.494	1:33.021	151.6
7	3:54.027	113.850	1:00.586	1:22.002	1:31.439	163.4
8	3:52.188	114.752	1:00.898	1:20.651	1:30.639	165.8
9	3:52.839	114.431	1:00.740	1:20.761	1:31.338	165.4
10	4:06.503	108.088	59.778	1:20.704	1:46.021	158.1
<i>Ideal</i>	<i>3:51.068</i>	<i>115.308</i>	<i>59.778</i>	<i>1:20.651</i>	<i>1:30.639</i>	<i>174.9</i>

Non Qualifiers

Position

34 Brian McCORMACK

SBK Behind **10.934**

Best Time **3:32.423** Best Speed **125.429** On **5** Gp

Lap	Lap Time	Lap Speed	Sector 1	Sector 2	Sector 3	Speed Trap
1	4:34.999	95.254		1:18.912	1:34.014	159.2
2	14:36.121	30.411		1:18.661	1:26.076	163.8
3	37:53.487	11.719	57.466	1:24.543	35:31.478	163.8
4	14:55.578	29.751	12:15.034	1:16.236	1:24.308	155.5
5	3:32.423	125.429	55.566	1:13.494	1:23.363	180.0
<i>Ideal</i>	<i>3:32.423</i>	<i>125.429</i>	<i>55.566</i>	<i>1:13.494</i>	<i>1:23.363</i>	<i>180.0</i>

Non Qualifiers

Position

42 Andy LAWSON

SBK Behind **25.666**

Best Time **3:47.155** Best Speed **117.294** On **4** Gp

Lap	Lap Time	Lap Speed	Sector 1	Sector 2	Sector 3	Speed Trap
1	6:42.001	65.161		1:20.783	1:30.849	159.6
2	7:21.523	60.346		1:20.796	1:35.555	158.4
3	1:02:10.220	7.143		1:19.929	1:28.760	164.6
4	3:47.155	117.294	59.021	1:18.224	1:29.910	163.0
<i>Ideal</i>	<i>3:46.005</i>	<i>117.891</i>	<i>59.021</i>	<i>1:18.224</i>	<i>1:28.760</i>	<i>164.6</i>

84 Maria COSTELLO

SBK Behind **31.355**

Best Time **3:52.844** Best Speed **114.428** On **2** Gp

Lap	Lap Time	Lap Speed	Sector 1	Sector 2	Sector 3	Speed Trap
1	7:19.799	59.561		1:22.955	1:34.219	141.2
2	3:52.844	114.428	1:00.430	1:20.025	1:32.389	158.4
3	3:59.339	111.323	59.928	1:21.911	1:37.500	164.6
<i>Ideal</i>	<i>3:52.342</i>	<i>114.676</i>	<i>59.928</i>	<i>1:20.025</i>	<i>1:32.389</i>	<i>164.6</i>

33 Paul CRANSTON

SBK Behind **34.671**

Best Time **3:56.160** Best Speed **112.822** On **2** Gp

Lap	Lap Time	Lap Speed	Sector 1	Sector 2	Sector 3	Speed Trap
1	8:33.344	51.028		1:20.763	1:30.117	145.4
2	3:56.160	112.822	1:01.305	1:20.156	1:34.699	151.3
<i>Ideal</i>	<i>3:51.578</i>	<i>115.054</i>	<i>1:01.305</i>	<i>1:20.156</i>	<i>1:30.117</i>	<i>151.3</i>

73 Trevor MATTHEWSON

SBK Behind **46.724**

Best Time **4:08.213** Best Speed **107.343** On **9** Gp

Lap	Lap Time	Lap Speed	Sector 1	Sector 2	Sector 3	Speed Trap
1	5:57.381	73.296		1:34.750	1:43.329	113.5
2	4:17.954	103.290	1:07.248	1:31.005	1:39.701	138.3
3	4:14.762	104.584	1:07.046	1:29.447	1:38.269	131.2
4	4:18.041	103.255	1:06.054	1:28.856	1:43.131	138.5
5	56:33.943	7.850	53:23.802	1:31.796	1:38.345	117.7
6	4:09.170	106.931	1:05.958	1:27.285	1:35.927	132.8
7	4:09.530	106.777	1:04.300	1:28.475	1:36.755	148.3
8	4:08.417	107.255	1:05.067	1:26.772	1:36.578	139.7
9	4:08.213	107.343	1:05.092	1:27.155	1:35.966	138.5
<i>Ideal</i>	<i>4:06.999</i>	<i>107.871</i>	<i>1:04.300</i>	<i>1:26.772</i>	<i>1:35.927</i>	<i>148.3</i>



METZELER ULSTER GRAND PRIX

SUPERBIKE

Second Qualifying

Thursday, 06 August 2015

DETAILED SECTOR ANALYSIS



Non Qualifiers

Position

21 Alan CONNOR

SBK Behind **3:43.598**

Best Time **7:05.087** Best Speed **62.679** On **2** Gp

Lap	Lap Time	Lap Speed	Sector 1	Sector 2	Sector 3	Speed Trap
1	10:03.220	43.425		1:23.767	1:32.115	152.3
2	7:05.087	62.679		1:16.856	1:27.629	159.6
3	40:25.752	10.984	58.637	1:16.526	38:10.589	161.5
<i>Ideal</i>	<i>3:42.792</i>	<i>119.591</i>	<i>58.637</i>	<i>1:16.526</i>	<i>1:27.629</i>	<i>161.5</i>



METZELER ULSTER GRAND PRIX

SUPERBIKE

Second Qualifying

SECTOR ANALYSIS

Perfect Lap (sum of best sectors) = 3:20.755



SECTOR 1 FINISH - TULLYRUSK			SECTOR 2 TULLYRUSK - JORDAN'S			SECTOR 3 JORDAN'S - FINISH			IDEAL / BEST COMPARISON			
Pos	No Name	Time	No Name	Time	No Name	Time	Pos	No Name	Ideal Time	Best Tim	Diff	
1	5 Bruce ANSTEY	52.669	4 Guy MARTIN	1:09.287	5 Bruce ANSTEY	1:18.799	1	4 Guy MARTIN	3:21.362	3:21.489	0.127	
2	9 Ian HUTCHINSON	52.677	5 Bruce ANSTEY	1:09.333	9 Ian HUTCHINSON	1:19.097	2	5 Bruce ANSTEY	3:20.801	3:21.758	0.957	
3	13 Lee JOHNSTON	52.717	60 Peter HICKMAN	1:09.598	4 Guy MARTIN	1:19.102	3	9 Ian HUTCHINSON	3:21.662	3:21.896	0.234	
4	60 Peter HICKMAN	52.806	1 Michael DUNLOP	1:09.768	60 Peter HICKMAN	1:19.348	4	60 Peter HICKMAN	3:21.752	3:21.943	0.191	
5	6 William DUNLOP	52.853	9 Ian HUTCHINSON	1:09.888	24 Keith AMOR	1:19.612	5	13 Lee JOHNSTON	3:22.607	3:22.949	0.342	
6	4 Guy MARTIN	52.973	6 William DUNLOP	1:10.089	13 Lee JOHNSTON	1:19.745	6	6 William DUNLOP	3:22.851	3:22.986	0.135	
7	1 Michael DUNLOP	53.256	13 Lee JOHNSTON	1:10.145	10 Conor CUMMINS	1:19.812	7	1 Michael DUNLOP	3:23.764	3:23.764	0.000	
8	24 Keith AMOR	53.336	2 Dean HARRISON	1:10.258	7 Dan KNEEN	1:19.852	8	2 Dean HARRISON	3:23.815	3:23.845	0.030	
9	7 Dan KNEEN	53.407	10 Conor CUMMINS	1:10.283	6 William DUNLOP	1:19.909	9	24 Keith AMOR	3:23.859	3:23.873	0.014	
10	2 Dean HARRISON	53.504	7 Dan KNEEN	1:10.298	2 Dean HARRISON	1:20.053	10	7 Dan KNEEN	3:23.557	3:23.894	0.337	
11	10 Conor CUMMINS	53.724	24 Keith AMOR	1:10.911	1 Michael DUNLOP	1:20.740	11	10 Conor CUMMINS	3:23.819	3:25.097	1.278	
12	15 Ivan LINTIN	53.733	15 Ivan LINTIN	1:11.077	51 Derek SHEILS	1:20.772	12	15 Ivan LINTIN	3:25.684	3:26.258	0.574	
13	72 David JOHNSON	53.744	72 David JOHNSON	1:11.443	72 David JOHNSON	1:20.779	13	72 David JOHNSON	3:25.966	3:26.893	0.927	
14	51 Derek SHEILS	54.480	51 Derek SHEILS	1:11.630	15 Ivan LINTIN	1:20.874	14	51 Derek SHEILS	3:26.882	3:27.780	0.898	
15	66 Russ MOUNTFORD	54.608	66 Russ MOUNTFORD	1:11.895	66 Russ MOUNTFORD	1:21.291	15	66 Russ MOUNTFORD	3:27.794	3:27.875	0.081	
16	61 John WALSH	54.965	61 John WALSH	1:12.537	12 Daniel COOPER	1:21.780	16	12 Daniel COOPER	3:30.087	3:31.139	1.052	
17	76 Horst SAIGER	55.259	77 Mark GOODINGS	1:12.711	27 Phillip CROWE	1:22.000	17	27 Phillip CROWE	3:31.255	3:31.255	0.000	
18	77 Mark GOODINGS	55.368	11 Paul SHOESMITH	1:12.777	52 James COWTON	1:22.437	18	77 Mark GOODINGS	3:31.203	3:31.262	0.059	
19	97 Seamus ELLIOTT	55.399	12 Daniel COOPER	1:12.869	104 Daley MATHISON	1:22.493	19	104 Daley MATHISON	3:31.421	3:31.421	0.000	
20	12 Daniel COOPER	55.438	97 Seamus ELLIOTT	1:13.225	97 Seamus ELLIOTT	1:22.554	20	52 James COWTON	3:31.648	3:31.708	0.060	
21	104 Daley MATHISON	55.454	86 Derek McGEE	1:13.346	86 Derek McGEE	1:23.010	21	11 Paul SHOESMITH	3:31.628	3:31.924	0.296	
22	11 Paul SHOESMITH	55.555	52 James COWTON	1:13.347	61 John WALSH	1:23.013	22	61 John WALSH	3:30.515	3:31.947	1.432	
23	34 Brian McCORMACK	55.566	27 Phillip CROWE	1:13.391	77 Mark GOODINGS	1:23.124	23	34 Brian McCORMACK	3:32.423	3:32.423	0.000	
24	56 John INGRAM	55.819	104 Daley MATHISON	1:13.474	11 Paul SHOESMITH	1:23.296	24	86 Derek McGEE	3:32.654	3:32.654	0.000	
25	27 Phillip CROWE	55.864	34 Brian McCORMACK	1:13.494	25 Fabrice MIGUET	1:23.345	25	97 Seamus ELLIOTT	3:31.178	3:32.706	1.528	
26	52 James COWTON	55.864	76 Horst SAIGER	1:13.962	34 Brian McCORMACK	1:23.363	26	76 Horst SAIGER	3:32.880	3:33.473	0.593	
27	53 Jonathan HOWARTH	56.116	47 Alistair KIRK	1:13.996	26 Ben WYLIE	1:23.611	27	26 Ben WYLIE	3:34.364	3:34.697	0.333	
28	47 Alistair KIRK	56.257	14 Tom McHALE	1:14.012	76 Horst SAIGER	1:23.659	28	14 Tom McHALE	3:34.828	3:34.960	0.132	
29	86 Derek McGEE	56.298	80 Darren COOPER	1:14.114	53 Jonathan HOWARTH	1:23.849	29	53 Jonathan HOWARTH	3:35.036	3:35.913	0.877	
30	26 Ben WYLIE	56.304	26 Ben WYLIE	1:14.449	47 Alistair KIRK	1:23.994	30	80 Darren COOPER	3:35.920	3:36.872	0.952	
31	14 Tom McHALE	56.523	37 Nuno CAETANO	1:14.775	14 Tom McHALE	1:24.293	31	47 Alistair KIRK	3:34.247	3:36.933	2.686	
32	71 Davy MORGAN	56.542	53 Jonathan HOWARTH	1:15.071	80 Darren COOPER	1:24.820	32	25 Fabrice MIGUET	3:35.920	3:37.043	1.123	
33	30 Jochem van den HOEK	56.549	25 Fabrice MIGUET	1:15.165	56 John INGRAM	1:25.138	33	56 John INGRAM	3:36.539	3:37.091	0.552	
34	82 Xavier DENIS	56.911	82 Xavier DENIS	1:15.170	37 Nuno CAETANO	1:25.264	34	82 Xavier DENIS	3:37.453	3:37.453	0.000	
35	37 Nuno CAETANO	56.928	56 John INGRAM	1:15.582	82 Xavier DENIS	1:25.372	35	37 Nuno CAETANO	3:36.967	3:37.789	0.822	
36	80 Darren COOPER	56.986	30 Jochem van den HOEK	1:15.610	30 Jochem van den HOEK	1:25.397	36	30 Jochem van den HOEK	3:37.556	3:38.049	0.493	
37	25 Fabrice MIGUET	57.410	17 Dave HEWSON	1:15.773	17 Dave HEWSON	1:26.145	37	17 Dave HEWSON	3:39.616	3:39.939	0.323	
38	17 Dave HEWSON	57.698	71 Davy MORGAN	1:15.944	50 Gavin LUPTON	1:26.403	38	71 Davy MORGAN	3:39.017	3:41.204	2.187	
39	75 Stephen McKNIGHT	57.802	21 Alan CONNOR	1:16.526	71 Davy MORGAN	1:26.531	39	50 Gavin LUPTON	3:41.436	3:41.728	0.292	
40	50 Gavin LUPTON	58.038	75 Stephen McKNIGHT	1:16.796	75 Stephen McKNIGHT	1:26.730	40	75 Stephen McKNIGHT	3:41.328	3:42.260	0.932	
41	59 Gareth EVANS	58.206	50 Gavin LUPTON	1:16.995	21 Alan CONNOR	1:27.629	41	57 Forest DUNN	3:45.445	3:45.558	0.113	
42	21 Alan CONNOR	58.637	57 Forest DUNN	1:17.691	49 Callum LAIDLAW	1:27.896	42	59 Gareth EVANS	3:45.787	3:45.831	0.044	
43	57 Forest DUNN	58.811	40 Matthew REES	1:18.055	42 Andy LAWSON	1:28.760	43	49 Callum LAIDLAW	3:46.208	3:46.459	0.251	
44	19 George SPENCE	59.011	42 Andy LAWSON	1:18.224	125 David MURPHY	1:28.915	44	42 Andy LAWSON	3:46.005	3:47.155	1.150	
45	42 Andy LAWSON	59.021	59 Gareth EVANS	1:18.365	57 Forest DUNN	1:28.943	45	40 Matthew REES	3:47.397	3:47.582	0.185	
46	29 Eric WILSON	59.309	49 Callum LAIDLAW	1:18.739	19 George SPENCE	1:29.027	46	67 Gary MILLER	3:48.913	3:49.063	0.150	
47	49 Callum LAIDLAW	59.573	19 George SPENCE	1:18.796	59 Gareth EVANS	1:29.216	47	19 George SPENCE	3:46.834	3:49.218	2.384	
48	23 Andrew TAYLOR	59.778	43 Andrew SELLARS	1:19.089	67 Gary MILLER	1:29.362	48	125 David MURPHY	3:48.460	3:49.226	0.766	
49	40 Matthew REES	59.778	125 David MURPHY	1:19.221	40 Matthew REES	1:29.564	49	20 Hubert KALTHUBER	3:50.270	3:50.348	0.078	
50	84 Maria COSTELLO	59.928	67 Gary MILLER	1:19.268	33 Paul CRANSTON	1:30.117	50	29 Eric WILSON	3:50.591	3:50.788	0.197	
51	20 Hubert KALTHUBER	1:00.152	20 Hubert KALTHUBER	1:19.476	43 Andrew SELLARS	1:30.173	51	43 Andrew SELLARS	3:49.740	3:51.467	1.727	
52	67 Gary MILLER	1:00.283	29 Eric WILSON	1:19.853	23 Andrew TAYLOR	1:30.639	52	23 Andrew TAYLOR	3:51.068	3:52.188	1.120	
53	125 David MURPHY	1:00.324	84 Maria COSTELLO	1:20.025	20 Hubert KALTHUBER	1:30.642	53	84 Maria COSTELLO	3:52.342	3:52.844	0.502	
54	43 Andrew SELLARS	1:00.478	33 Paul CRANSTON	1:20.156	29 Eric WILSON	1:31.429	54	33 Paul CRANSTON	3:51.578	3:56.160	4.582	
55	33 Paul CRANSTON	1:01.305	23 Andrew TAYLOR	1:20.651	84 Maria COSTELLO	1:32.389	55	73 Trevor MATTHEWSON	4:06.999	4:08.213	1.214	



METZELER ULSTER GRAND PRIX

SUPERBIKE

Second Qualifying

Thursday, 06 August 2015



METZELER

SPEED TRAP ON FLYING KILO

Class	No/Name	Fastest	Lap 1	Lap 2	Lap 3	Lap 4	Lap 5	Lap 6	Lap 7	Lap 8	Lap 9	Lap 10	Lap 11	Lap 12
5	Bruce ANSTEY	196.3	149.0	184.5	174.4	155.5	188.6	195.2	193.5	196.3				
9	Ian HUTCHINSON	196.3	175.3	182.0	192.4	178.6	194.0	162.6	193.5	175.8	195.7	196.3		
6	William DUNLOP	195.2	176.7	188.1	191.8	195.2	190.7	181.5	191.8	187.6	195.2	193.5	176.3	
13	Lee JOHNSTON	192.4	173.1	189.7	188.1	186.0	167.1	187.0	192.4	187.6	182.0			
15	Ivan LINTIN	192.4	161.5	181.0	187.6	174.4	191.3	165.8	189.1	186.5	192.4	186.5		
60	Peter HICKMAN	191.8	134.7	188.6	191.3	191.8	189.1	156.9	188.6	186.5	190.2	191.3		
4	Guy MARTIN	189.7	172.2	186.0	186.5	187.6	189.7	185.5	175.3	177.7	186.5	187.6	189.1	188.6
1	Michael DUNLOP	189.1	167.1	187.6	179.5	188.1	173.5	188.6	189.1	176.3	188.6			
2	Dean HARRISON	189.1	159.2	185.0	187.0	186.5	186.5	168.3	187.6	189.1	187.6	187.0	178.1	
24	Keith AMOR	188.6	170.9	180.5	185.5	186.0	171.3	188.6	185.5	185.5	185.5			
7	Dan KNEEN	188.6	158.1	188.6	186.5	181.5	110.2	143.6	187.6	170.9	187.6	188.1	185.0	
10	Conor CUMMINS	188.1	169.6	183.0	188.1	168.7	180.5	162.2	167.1	184.5	182.0	184.0		
72	David JOHNSON	187.0	158.1	184.0	184.0	184.0	183.5	183.0	154.1	186.0	186.0	187.0	185.5	186.0
66	Russ MOUNTFORD	186.5	158.4	186.5	185.0	186.0	184.5	182.0	170.5	185.0	173.1	180.5	185.0	
77	Mark GOODINGS	184.5	128.0	174.0	165.0	181.0	181.5	181.0	152.0	178.6	183.5	184.5		
97	Seamus ELLIOTT	183.5	158.4	180.0	183.5	159.2	163.4	182.5	183.5	181.0				
104	Daley MATHISON	183.5	168.3	179.1	179.1	173.1	182.0	165.8	170.0	183.5	182.0	179.5	182.0	
11	Paul SHOESMITH	183.0	151.0	171.3	176.3	180.0	170.9	174.4	156.2	183.0	177.2	179.5	175.8	
51	Derek SHEILS	183.0	158.4	180.5	181.5	165.0	180.5	154.4	175.3	180.5	183.0			
61	John WALSH	182.5	161.9	182.5	173.1	179.5	172.6	180.5	181.0					
30	Jochem van den HOEK	181.5	125.4	160.7	170.9	158.1	175.8	165.4	181.0	181.5	174.0			
12	Daniel COOPER	181.5	154.8	173.1	171.8	181.5	179.5	180.0	151.6	174.9	177.7	181.5	179.5	180.0
76	Horst SAIGER	180.5	139.7	176.3	177.7	177.2	152.0	141.7	175.8	177.7	173.5	180.5		
34	Brian McCORMACK	180.0	159.2	163.8	163.8	155.5	180.0							
26	Ben WYLIE	180.0	146.1	176.3	180.0	168.7	163.0	146.4	177.7	173.5	178.1	168.3		
52	James COWTON	180.0	166.2	159.6	179.1	173.1	180.0							
75	Stephen McKNIGHT	178.6	113.0	178.6	158.8	175.3	178.1	133.1	170.5	176.3	178.6	172.2	170.9	
86	Derek McGEE	178.1	145.7	170.5	178.1	175.3								
14	Tom McHALE	178.1	64.1	169.2	168.7	165.8	170.0	157.3	178.1	176.3	170.9			
47	Alistair KIRK	178.1	174.4	178.1	166.2	172.6								
56	John INGRAM	178.1	155.1	172.6	170.5	178.1	174.9	165.8	159.9	167.9	173.1	174.4	175.8	
71	Davy MORGAN	177.2	147.3	174.9	159.6	161.5	177.2	160.3	176.3					
25	Fabrice MIGUET	177.2	123.1	169.6	177.2	169.6	163.8	151.6	176.7	170.5	165.0	163.0	163.0	
53	Jonathan HOWARTH	176.7	150.3	175.8	174.4	174.9	170.9	147.0	176.7	175.8	174.9			
82	Xavier DENIS	176.3	149.3	170.5	171.8	176.3	170.5	163.0						
80	Darren COOPER	175.3	136.3	167.9	165.4	171.3	167.5	166.2	175.3	164.6	168.3			
23	Andrew TAYLOR	174.9	141.7	169.2	174.9	174.0	165.8	151.6	163.4	165.8	165.4	158.1		
27	Phillip CROWE	174.4	157.3	174.4	173.1	162.2	172.2	156.2	173.1	173.1	174.4	171.8	173.5	
17	Dave HEWSON	173.5	156.9	166.2	170.9	159.2	153.4	173.5	170.0	161.1	172.2			
19	George SPENCE	172.2	139.7	171.3	169.2	170.5	167.9	143.3	158.1	172.2	161.9			
37	Nuno CAETANO	172.2	143.3	171.3	171.3	172.2	169.6							
29	Eric WILSON	169.6	149.3	163.4	169.6	158.8	147.0	117.7	167.9	167.5	165.0			
49	Callum LAIDLAW	169.6	138.8	169.6	161.5	164.6	159.2	147.7	164.2	169.2	166.7			
125	David MURPHY	168.3	125.2	159.9	155.1	158.1	156.2	142.0	155.1	154.1	154.1	168.3		
67	Gary MILLER	168.3	136.3	163.4	165.8	164.2	146.4	164.2	160.7	168.3	166.7			
59	Gareth EVANS	167.9	136.0	164.6	163.4	159.6	167.1	153.4	163.4	167.9				
84	Maria COSTELLO	164.6	141.2	158.4	164.6									
42	Andy LAWSON	164.6	159.6	158.4	164.6	163.0								
57	Forest DUNN	164.2	158.1	160.3	164.2	163.8								
20	Hubert KALTHUBER	163.0	119.6	150.3	148.3	153.0	151.0	153.0	153.7	163.0				
40	Matthew REES	163.0	156.6	158.8	158.1	163.0	151.0							
43	Andrew SELLARS	162.6	133.1	155.1	155.9	157.7	159.6	139.4	153.7	153.4	162.6			
21	Alan CONNOR	161.5	152.3	159.6	161.5									
50	Gavin LUPTON	155.5	118.5	148.6	148.3	155.5	155.5	143.0	154.1	154.4	148.6			
33	Paul CRANSTON	151.3	145.4	151.3										
73	Trevor MATTHEWSON	148.3	113.5	138.3	131.2	138.5	117.7	132.8	148.3	139.7	138.5			

METZELER ULSTER GRAND PRIX

SUPERBIKE

Dundrod 7.401 miles

Race 4 - McKinstry Skip Hire Superbike

08/08/2015 14:00

Race (7 Laps)

RACES 4 & 7 - SUPERBIKE

Page 1 of 2

amended 8/8/15 0945

D	C	B	A	
17	30	37	82	14
56	25	47		13
80	53	14	26	12
76	97	86		11
34	61	11	52	10
				9
				8
				7
				6
104	77	27	12	5
66	51	72		4
15	10	7	24	3
2	1	6		2
13	60	9	5	1
				POLE POSITION



Promoted by Dundrod and District Motorcycle Club

Orbits

Provisional result to be confirmed by the Stewards of the Meeting subject to the completion of technical inspections and the time limit for protests.

MCUI (Ulster Centre) Timing @ www.elaps-timing.com



**Ride on
 Delta
 Seven**

METZELER ULSTER GRAND PRIX

SUPERBIKE

Dundrod 7.401 miles


Race 4 - McKinstry Skip Hire Superbike

08/08/2015 14:00

Race (7 Laps)

RACES 4 & 7 - SUPERBIKE
Page 2 of 2 amended 8/8/15 0945

	21	33	84	18
	C	B	A	
42	23	43	29	17
D	C	B	A	
20	19	67		16
C	B	A		
40	59	75	71	15
D	C	B	A	C



Promoted by Dundrod and District Motorcycle Club

Orbits

Provisional result to be confirmed by the Stewards of the Meeting subject to the completion of technical inspections and the time limit for protests.

MCUI (Ulster Centre) Timing @ www.elaps-timing.com



**Ride on
Delta
Seven**

METZELER ULSTER GRAND PRIX

SUPERBIKE

Race 4 - McKinstry Skip Hire Superbike

Saturday, 08 August 2015



Pos	Class	No	Name	Machine / Sponsor	Gp	Lap	Total Time	Behind	Speed	-----Best Lap-----		
										Time	Speed	On

Race Classification

1	SBK	5	Bruce ANSTEY	Honda - Valvoline Racing by Padgetts	a	4	13:28.218		131.309	3:20.282	133.032	3
2	SBK	9	Ian HUTCHINSON	Kawasaki - PBM Kawasaki	a	4	13:28.555	0.337	131.255	3:20.267	133.042	3
3	SBK	13	Lee JOHNSTON	BMW - ECR/Burdens	a	4	13:28.861	0.643	131.205	3:20.413	132.945	4
4	SBK	60	Peter HICKMAN	BMW - Briggs Equipment BMW	a	4	13:29.098	0.880	131.167	3:20.458	132.915	4
5	SBK	10	Conor CUMMINS	Honda - Honda Racing	a	4	13:29.211	0.993	131.148	3:20.425	132.937	3
6	SBK	6	William DUNLOP	BMW - Tyco BMW Motorrad Racing	a	4	13:32.321	4.103	130.646	3:20.870	132.643	3
7	SBK	1	Michael DUNLOP	BMW - Buildbase BMW Motorrad	a	4	13:37.083	8.865	129.885	3:21.556	132.191	2
8	SBK	2	Dean HARRISON	Yamaha - Mar-Train Racing	a	4	13:47.392	19.174	128.266	3:24.301	130.415	2
9	SBK	51	Derek SHEILS	Kawasaki - BikeBitsNI Racing	a	4	13:50.278	22.060	127.821	3:25.470	129.673	2
10	SBK	97	Seamus ELLIOTT	Honda - Wilson Craig Racing	b	4	14:02.829	34.611	125.917	3:28.445	127.822	4
11	SBK	61	John WALSH	BMW - Nolan Racing	b	4	14:06.267	38.049	125.406	3:28.811	127.598	4
12	SBK	104	Daley MATHISON	Suzuki - Hol-Taj Suzuki	a	4	14:06.559	38.341	125.362	3:30.248	126.726	3
13	SBK	12	Daniel COOPER	Honda - Cooper Racing/Space Centre	a	4	14:06.637	38.419	125.351	3:29.852	126.965	2
14	SBK	72	David JOHNSON	BMW - Ice Valley by Motorsave Trade	a	4	14:06.741	38.523	125.335	3:27.119	128.641	3
15	SBK	76	Horst SAIGER	Kawasaki - Team ILR	b	4	14:06.865	38.647	125.317	3:28.428	127.833	4
16	SBK	11	Paul SHOESMITH	BMW - Ice Valley by Motorsave Trade	b	4	14:14.501	46.283	124.197	3:31.247	126.127	3
17	SBK	26	Ben WYLIE	Bimota - Bimota UK	b	4	14:14.774	46.556	124.157	3:31.381	126.047	3
18	SBK	27	Phillip CROWE	BMW - Handtrans/Sheffpack	a	4	14:23.984	55.766	122.834	3:33.439	124.832	4
19	SBK	80	Darren COOPER	Kawasaki - Flue Stox	b	4	14:25.330	57.112	122.643	3:34.237	124.367	4
20	SBK	56	John INGRAM	Kawasaki - Morello Racing	b	4	14:25.395	57.177	122.634	3:34.067	124.466	3
21	SBK	30	Jochem van den HOEK	Yamaha	b	4	14:25.712	57.494	122.589	3:33.352	124.883	4
22	SBK	82	Xavier DENIS	Kawasaki - Optimark Road Racing	b	4	14:28.535	1:00.317	122.190	3:34.779	124.053	3
23	SBK	53	Jonathan HOWARTH	Honda - DTR	b	4	14:28.730	1:00.512	122.163	3:34.695	124.101	3
24	SBK	17	Dave HEWSON	Bimota - Bimota UK	b	4	14:30.483	1:02.265	121.917	3:35.438	123.673	3
25	SBK	71	Davy MORGAN	Honda - Magic Bullet CSC Racing	c	4	14:31.628	1:03.410	121.757	3:36.555	123.036	4
26	SBK	25	Fabrice MIGUET	Kawasaki - Optimark Road Racing	b	4	14:31.988	1:03.770	121.706	3:35.352	123.723	3
27	SBK	40	Matthew REES	Kawasaki - GT Superbikes	c	4	14:35.813	1:07.595	121.175	3:37.701	122.388	2
28	SBK	86	Derek McGEE	Kawasaki - McGee Racing	b	4	14:44.323	1:16.105	120.009	3:27.499	128.405	3
29	SBK	19	George SPENCE	Honda - Dod Spence Racing	c	4	14:56.999	1:28.781	118.313	3:42.610	119.689	4
30	SBK	29	Eric WILSON	BMW	c	4	14:57.706	1:29.488	118.220	3:42.366	119.820	2
31	SBK	33	Paul CRANSTON	Suzuki - P & J Fuel Haulage	c	4	14:58.297	1:30.079	118.142	3:42.688	119.647	3
32	SBK	43	Andrew SELLARS	Honda	c	4	15:15.966	1:47.748	115.863	3:47.594	117.068	4
33	SBK	67	Gary MILLER	Honda	c	4	15:16.162	1:47.944	115.838	3:47.568	117.081	4

Fastest Lap

SBK	9	Ian HUTCHINSON	Kawasaki - PBM Kawasaki	3:20.267	133.042	3
-----	---	----------------	-------------------------	----------	---------	---


Not Classified

DNF	SBK	14	Tom McHALE	Honda	b	4	14:04.812		125.622	3:28.989	127.490	3
DNF	SBK	47	Alistair KIRK	Kawasaki - AKR / McCurry Motorsport	b	4	14:35.892		121.164	3:34.636	124.136	3
DNF	SBK	77	Mark GOODINGS	Kawasaki - IPG Power Generation	a	4	14:43.814		120.078	3:31.783	125.808	4
DNF	SBK	21	Alan CONNOR	Suzuki - Connor Racing	c	4	14:52.429		118.919	3:40.674	120.739	4
DNF	SBK	66	Russ MOUNTFORD	Kawasaki - Silicone Engineering	a	3	10:23.115		127.557	3:25.754	129.494	3
DNF	SBK	23	Andrew TAYLOR	BMW - Reid Plastering	c	3	12:10.127		108.861	3:47.145	117.299	2
DNF	SBK	24	Keith AMOR	BMW - Rig Deluge Road Racing	a	2	7:17.897		120.665	3:30.143	124.652	1
DNF	SBK	75	Stephen McKNIGHT	Honda	c	2	7:35.517		115.997	3:48.558	116.574	2
DNF	SBK	7	Dan KNEEN	Honda - Valvoline Racing by Padgetts	a	1	3:28.282		125.765			
DNF	SBK	59	Gareth EVANS	Suzuki - Joe Evans Garage	c	1	3:45.431		116.198			

Red flag after leaders had completed 5 laps; result declared at 4 laps

Provisional result to be confirmed by the Stewards of the Meeting subject to completion of technical inspections & the time limit for protests

Page 1 / 1

Circuit	Dundrod	Signed		Organising Club	Dundrod & District MCC
Length(miles)	7.4011	Lap 1 (7.2763)	Chief Timekeeper	Race Started	13:35
Weather	Bright	Issued At:	14:07	Gp Time Diff - b 38.61 / c 77.15	
Track	Dry				



METZELER ULSTER GRAND PRIX

SUPERBIKE

Race 4 - McKinstry Skip Hire Superbike

Saturday, 08 August 2015

DETAILED SECTOR ANALYSIS



Race Classification

Position

1 5 Bruce ANSTEY

Total Time **13:28.218** Avg Speed **131.309** Behind
Best Time **3:20.282** Best Speed **133.032** On **3** Gp

Lap	Lap Time	Lap Speed	Sector 1	Sector 2	Sector 3	Speed Trap
1	3:26.269	126.993		1:10.123	1:19.253	172.6
2	3:20.950	132.590	52.637	1:09.446	1:18.867	193.5
3	3:20.282	133.032	52.485	1:09.094	1:18.703	192.9
4	3:20.717	132.744	52.693	1:09.220	1:18.804	192.4
<i>Ideal</i>	<i>3:20.282</i>	<i>133.032</i>	<i>52.485</i>	<i>1:09.094</i>	<i>1:18.703</i>	<i>193.5</i>

2 9 Ian HUTCHINSON

Total Time **13:28.555** Avg Speed **131.255** Behind **0.337**
Best Time **3:20.267** Best Speed **133.042** On **3** Gp

Lap	Lap Time	Lap Speed	Sector 1	Sector 2	Sector 3	Speed Trap
1	3:26.140	127.072		1:10.517	1:19.157	181.0
2	3:21.459	132.255	52.990	1:09.400	1:19.069	191.3
3	3:20.267	133.042	52.285	1:09.282	1:18.700	191.3
4	3:20.689	132.762	52.177	1:10.020	1:18.492	194.6
<i>Ideal</i>	<i>3:19.951</i>	<i>133.252</i>	<i>52.177</i>	<i>1:09.282</i>	<i>1:18.492</i>	<i>194.6</i>

3 13 Lee JOHNSTON

Total Time **13:28.861** Avg Speed **131.205** Behind **0.643**
Best Time **3:20.413** Best Speed **132.945** On **4** Gp

Lap	Lap Time	Lap Speed	Sector 1	Sector 2	Sector 3	Speed Trap
1	3:26.625	126.774		1:10.422	1:19.566	182.5
2	3:21.162	132.450	53.122	1:08.867	1:19.173	181.0
3	3:20.661	132.781	52.391	1:09.162	1:19.108	183.5
4	3:20.413	132.945	52.098	1:09.528	1:18.787	190.7
<i>Ideal</i>	<i>3:19.752</i>	<i>133.385</i>	<i>52.098</i>	<i>1:08.867</i>	<i>1:18.787</i>	<i>190.7</i>

4 60 Peter HICKMAN

Total Time **13:29.098** Avg Speed **131.167** Behind **0.880**
Best Time **3:20.458** Best Speed **132.915** On **4** Gp

Lap	Lap Time	Lap Speed	Sector 1	Sector 2	Sector 3	Speed Trap
1	3:26.803	126.665		1:10.443	1:19.554	176.3
2	3:21.216	132.415	53.227	1:08.926	1:19.063	195.7
3	3:20.621	132.807	52.605	1:08.937	1:19.079	196.9
4	3:20.458	132.915	52.260	1:09.266	1:18.932	196.3
<i>Ideal</i>	<i>3:20.118</i>	<i>133.141</i>	<i>52.260</i>	<i>1:08.926</i>	<i>1:18.932</i>	<i>196.9</i>

Race Classification

Position

5 10 Conor CUMMINS

Total Time **13:29.211** Avg Speed **131.148** Behind **0.993**
Best Time **3:20.425** Best Speed **132.937** On **3** Gp

Lap	Lap Time	Lap Speed	Sector 1	Sector 2	Sector 3	Speed Trap
1	3:27.520	126.227		1:10.151	1:19.758	177.7
2	3:20.830	132.669	52.855	1:09.436	1:18.539	190.7
3	3:20.425	132.937	52.691	1:08.947	1:18.787	190.2
4	3:20.436	132.930	52.527	1:09.267	1:18.642	190.2
<i>Ideal</i>	<i>3:20.013</i>	<i>133.211</i>	<i>52.527</i>	<i>1:08.947</i>	<i>1:18.539</i>	<i>190.7</i>

6 6 William DUNLOP

Total Time **13:32.321** Avg Speed **130.646** Behind **4.103**
Best Time **3:20.870** Best Speed **132.643** On **3** Gp

Lap	Lap Time	Lap Speed	Sector 1	Sector 2	Sector 3	Speed Trap
1	3:27.999	125.937		1:10.277	1:20.410	177.2
2	3:22.324	131.690	52.636	1:09.316	1:20.372	193.5
3	3:20.870	132.643	52.437	1:09.082	1:19.351	196.3
4	3:21.128	132.473	52.223	1:09.459	1:19.446	196.9
<i>Ideal</i>	<i>3:20.656</i>	<i>132.784</i>	<i>52.223</i>	<i>1:09.082</i>	<i>1:19.351</i>	<i>196.9</i>

7 1 Michael DUNLOP

Total Time **13:37.083** Avg Speed **129.885** Behind **8.865**
Best Time **3:21.556** Best Speed **132.191** On **2** Gp

Lap	Lap Time	Lap Speed	Sector 1	Sector 2	Sector 3	Speed Trap
1	3:30.281	124.570		1:10.497	1:20.817	169.6
2	3:21.556	132.191	52.830	1:09.268	1:19.458	191.8
3	3:21.923	131.951	52.622	1:09.457	1:19.844	191.8
4	3:23.323	131.043	52.931	1:10.080	1:20.312	191.8
<i>Ideal</i>	<i>3:21.348</i>	<i>132.328</i>	<i>52.622</i>	<i>1:09.268</i>	<i>1:19.458</i>	<i>191.8</i>

8 2 Dean HARRISON

Total Time **13:47.392** Avg Speed **128.266** Behind **19.174**
Best Time **3:24.301** Best Speed **130.415** On **2** Gp

Lap	Lap Time	Lap Speed	Sector 1	Sector 2	Sector 3	Speed Trap
1	3:30.516	124.431		1:11.146	1:20.694	170.5
2	3:24.301	130.415	53.131	1:10.667	1:20.503	189.7
3	3:25.651	129.559	53.479	1:10.942	1:21.230	190.7
4	3:26.924	128.762	54.045	1:11.396	1:21.483	188.1
<i>Ideal</i>	<i>3:24.301</i>	<i>130.415</i>	<i>53.131</i>	<i>1:10.667</i>	<i>1:20.503</i>	<i>190.7</i>

METZELER ULSTER GRAND PRIX

SUPERBIKE

Race 4 - McKinstry Skip Hire Superbike

Saturday, 08 August 2015

DETAILED SECTOR ANALYSIS



Race Classification

Position

9 51 Derek SHEILS

Total Time **13:50.278** Avg Speed **127.821** Behind **22.060**

Best Time **3:25.470** Best Speed **129.673** On **2** Gp

Lap	Lap Time	Lap Speed	Sector 1	Sector 2	Sector 3	Speed Trap
1	3:31.520	123.840		1:11.063	1:20.843	166.7
2	3:25.470	129.673	53.784	1:11.231	1:20.455	185.0
3	3:26.691	128.907	54.258	1:11.255	1:21.178	180.5
4	3:26.597	128.966	54.044	1:11.512	1:21.041	183.5
<i>Ideal</i>	<i>3:25.302</i>	<i>129.779</i>	<i>53.784</i>	<i>1:11.063</i>	<i>1:20.455</i>	<i>185.0</i>

Race Classification

Position

13 12 Daniel COOPER

Total Time **14:06.637** Avg Speed **125.351** Behind **38.419**

Best Time **3:29.852** Best Speed **126.965** On **2** Gp

Lap	Lap Time	Lap Speed	Sector 1	Sector 2	Sector 3	Speed Trap
1	3:35.364	121.630		1:12.684	1:21.784	161.5
2	3:29.852	126.965	54.753	1:12.256	1:22.843	185.0
3	3:30.730	126.436	55.248	1:12.793	1:22.689	181.5
4	3:30.691	126.460	55.234	1:12.664	1:22.793	173.5
<i>Ideal</i>	<i>3:28.793</i>	<i>127.609</i>	<i>54.753</i>	<i>1:12.256</i>	<i>1:21.784</i>	<i>185.0</i>

10 97 Seamus ELLIOTT

Total Time **14:02.829** Avg Speed **125.917** Behind **34.611**

Best Time **3:28.445** Best Speed **127.822** On **4** Gp

Lap	Lap Time	Lap Speed	Sector 1	Sector 2	Sector 3	Speed Trap
1	3:35.388	121.616		1:13.280	1:23.086	173.5
2	3:30.162	126.778	54.732	1:13.101	1:22.329	185.5
3	3:28.834	127.584	54.846	1:12.348	1:21.640	187.6
4	3:28.445	127.822	54.055	1:12.184	1:22.206	189.1
<i>Ideal</i>	<i>3:27.879</i>	<i>128.171</i>	<i>54.055</i>	<i>1:12.184</i>	<i>1:21.640</i>	<i>189.1</i>

14 72 David JOHNSON

Total Time **14:06.741** Avg Speed **125.335** Behind **38.523**

Best Time **3:27.119** Best Speed **128.641** On **3** Gp

Lap	Lap Time	Lap Speed	Sector 1	Sector 2	Sector 3	Speed Trap
1	3:32.554	123.238		1:11.857	1:20.728	168.3
2	3:36.978	122.796	1:02.122	1:13.294	1:21.562	187.6
3	3:27.119	128.641	54.236	1:12.045	1:20.838	185.0
4	3:30.090	126.822	54.827	1:12.502	1:22.761	181.5
<i>Ideal</i>	<i>3:26.821</i>	<i>128.826</i>	<i>54.236</i>	<i>1:11.857</i>	<i>1:20.728</i>	<i>187.6</i>

11 61 John WALSH

Total Time **14:06.267** Avg Speed **125.406** Behind **38.049**

Best Time **3:28.811** Best Speed **127.598** On **4** Gp

Lap	Lap Time	Lap Speed	Sector 1	Sector 2	Sector 3	Speed Trap
1	3:36.816	120.815		1:13.084	1:23.923	161.5
2	3:31.338	126.073	54.920	1:12.429	1:23.989	185.0
3	3:29.302	127.299	54.916	1:11.586	1:22.800	171.8
4	3:28.811	127.598	54.359	1:11.749	1:22.703	186.0
<i>Ideal</i>	<i>3:28.648</i>	<i>127.698</i>	<i>54.359</i>	<i>1:11.586</i>	<i>1:22.703</i>	<i>186.0</i>

15 76 Horst SAIGER

Total Time **14:06.865** Avg Speed **125.317** Behind **38.647**

Best Time **3:28.428** Best Speed **127.833** On **4** Gp

Lap	Lap Time	Lap Speed	Sector 1	Sector 2	Sector 3	Speed Trap
1	3:38.005	120.156		1:12.654	1:24.777	155.1
2	3:30.783	126.405	54.930	1:12.085	1:23.768	175.3
3	3:29.649	127.088	54.885	1:11.737	1:23.027	172.2
4	3:28.428	127.833	54.014	1:12.188	1:22.226	179.5
<i>Ideal</i>	<i>3:27.977</i>	<i>128.110</i>	<i>54.014</i>	<i>1:11.737</i>	<i>1:22.226</i>	<i>179.5</i>

12 104 Daley MATHISON

Total Time **14:06.559** Avg Speed **125.362** Behind **38.341**

Best Time **3:30.248** Best Speed **126.726** On **3** Gp

Lap	Lap Time	Lap Speed	Sector 1	Sector 2	Sector 3	Speed Trap
1	3:34.724	121.992		1:11.688	1:22.800	164.6
2	3:30.871	126.352	54.816	1:12.708	1:23.347	186.5
3	3:30.248	126.726	54.573	1:12.829	1:22.846	186.5
4	3:30.716	126.445	54.989	1:12.792	1:22.935	180.5
<i>Ideal</i>	<i>3:29.061</i>	<i>127.446</i>	<i>54.573</i>	<i>1:11.688</i>	<i>1:22.800</i>	<i>186.5</i>

16 11 Paul SHOESMITH

Total Time **14:14.501** Avg Speed **124.197** Behind **46.283**

Best Time **3:31.247** Best Speed **126.127** On **3** Gp

Lap	Lap Time	Lap Speed	Sector 1	Sector 2	Sector 3	Speed Trap
1	3:38.702	119.773		1:13.616	1:24.125	160.3
2	3:33.142	125.006	55.503	1:13.455	1:24.184	183.5
3	3:31.247	126.127	55.039	1:12.636	1:23.572	184.0
4	3:31.410	126.030	55.071	1:13.011	1:23.328	181.0
<i>Ideal</i>	<i>3:31.003</i>	<i>126.273</i>	<i>55.039</i>	<i>1:12.636</i>	<i>1:23.328</i>	<i>184.0</i>

METZELER ULSTER GRAND PRIX

SUPERBIKE

Race 4 - McKinstry Skip Hire Superbike

Saturday, 08 August 2015

DETAILED SECTOR ANALYSIS



Race Classification

Position

17 26 Ben WYLIE

Total Time **14:14.774** Avg Speed **124.157** Behind **46.556**

Best Time **3:31.381** Best Speed **126.047** On **3** Gp

Lap	Lap Time	Lap Speed	Sector 1	Sector 2	Sector 3	Speed Trap
1	3:38.894	119.668		1:13.700	1:23.731	166.2
2	3:31.999	125.680	55.471	1:13.535	1:22.993	183.5
3	3:31.381	126.047	55.359	1:12.808	1:23.214	183.5
4	3:32.500	125.383	56.020	1:13.253	1:23.227	181.0
<i>Ideal</i>	<i>3:31.160</i>	<i>126.179</i>	<i>55.359</i>	<i>1:12.808</i>	<i>1:22.993</i>	<i>183.5</i>

18 27 Phillip CROWE

Total Time **14:23.984** Avg Speed **122.834** Behind **55.766**

Best Time **3:33.439** Best Speed **124.832** On **4** Gp

Lap	Lap Time	Lap Speed	Sector 1	Sector 2	Sector 3	Speed Trap
1	3:40.691	118.694		1:14.987	1:23.721	162.6
2	3:35.422	123.683	56.907	1:14.424	1:24.091	173.1
3	3:34.432	124.254	57.037	1:14.447	1:22.948	171.8
4	3:33.439	124.832	56.181	1:14.283	1:22.975	171.3
<i>Ideal</i>	<i>3:33.412</i>	<i>124.848</i>	<i>56.181</i>	<i>1:14.283</i>	<i>1:22.948</i>	<i>173.1</i>

19 80 Darren COOPER

Total Time **14:25.330** Avg Speed **122.643** Behind **57.112**

Best Time **3:34.237** Best Speed **124.367** On **4** Gp

Lap	Lap Time	Lap Speed	Sector 1	Sector 2	Sector 3	Speed Trap
1	3:41.305	118.365		1:14.815	1:25.173	161.9
2	3:35.544	123.613	56.496	1:13.776	1:25.272	176.3
3	3:34.244	124.363	56.023	1:13.982	1:24.239	175.3
4	3:34.237	124.367	55.920	1:14.432	1:23.885	179.1
<i>Ideal</i>	<i>3:33.581</i>	<i>124.749</i>	<i>55.920</i>	<i>1:13.776</i>	<i>1:23.885</i>	<i>179.1</i>

20 56 John INGRAM

Total Time **14:25.395** Avg Speed **122.634** Behind **57.177**

Best Time **3:34.067** Best Speed **124.466** On **3** Gp

Lap	Lap Time	Lap Speed	Sector 1	Sector 2	Sector 3	Speed Trap
1	3:41.412	118.307		1:14.881	1:24.489	155.1
2	3:35.701	123.523	56.944	1:14.040	1:24.717	169.6
3	3:34.067	124.466	56.209	1:14.124	1:23.734	168.7
4	3:34.215	124.380	56.159	1:14.481	1:23.575	174.9
<i>Ideal</i>	<i>3:33.774</i>	<i>124.636</i>	<i>56.159</i>	<i>1:14.040</i>	<i>1:23.575</i>	<i>174.9</i>

Race Classification

Position

21 30 Jochem van den HOEK

Total Time **14:25.712** Avg Speed **122.589** Behind **57.494**

Best Time **3:33.352** Best Speed **124.883** On **4** Gp

Lap	Lap Time	Lap Speed	Sector 1	Sector 2	Sector 3	Speed Trap
1	3:42.234	117.870		1:14.640	1:24.547	153.0
2	3:35.634	123.561	56.439	1:14.418	1:24.777	181.0
3	3:34.492	124.219	56.084	1:14.153	1:24.255	163.0
4	3:33.352	124.883	55.981	1:13.605	1:23.766	178.1
<i>Ideal</i>	<i>3:33.352</i>	<i>124.883</i>	<i>55.981</i>	<i>1:13.605</i>	<i>1:23.766</i>	<i>181.0</i>

22 82 Xavier DENIS

Total Time **14:28.535** Avg Speed **122.190** Behind **1:00.317**

Best Time **3:34.779** Best Speed **124.053** On **3** Gp

Lap	Lap Time	Lap Speed	Sector 1	Sector 2	Sector 3	Speed Trap
1	3:42.354	117.806		1:14.722	1:24.371	156.2
2	3:35.617	123.571	56.527	1:14.323	1:24.767	174.4
3	3:34.779	124.053	55.715	1:14.404	1:24.660	180.0
4	3:35.785	123.475	55.794	1:14.904	1:25.087	176.3
<i>Ideal</i>	<i>3:34.409</i>	<i>124.267</i>	<i>55.715</i>	<i>1:14.323</i>	<i>1:24.371</i>	<i>180.0</i>

23 53 Jonathan HOWARTH

Total Time **14:28.730** Avg Speed **122.163** Behind **1:00.512**

Best Time **3:34.695** Best Speed **124.101** On **3** Gp

Lap	Lap Time	Lap Speed	Sector 1	Sector 2	Sector 3	Speed Trap
1	3:42.002	117.993		1:14.620	1:24.517	160.3
2	3:36.259	123.204	57.480	1:14.756	1:24.023	161.5
3	3:34.695	124.101	56.308	1:14.409	1:23.978	179.5
4	3:35.774	123.481	56.615	1:14.974	1:24.185	175.8
<i>Ideal</i>	<i>3:34.695</i>	<i>124.101</i>	<i>56.308</i>	<i>1:14.409</i>	<i>1:23.978</i>	<i>179.5</i>

24 17 Dave HEWSON

Total Time **14:30.483** Avg Speed **121.917** Behind **1:02.265**

Best Time **3:35.438** Best Speed **123.673** On **3** Gp

Lap	Lap Time	Lap Speed	Sector 1	Sector 2	Sector 3	Speed Trap
1	3:43.589	117.155		1:15.076	1:24.991	158.1
2	3:35.847	123.439	56.412	1:14.523	1:24.912	178.1
3	3:35.438	123.673	56.034	1:14.232	1:25.172	180.0
4	3:35.609	123.575	56.302	1:14.435	1:24.872	176.7
<i>Ideal</i>	<i>3:35.138</i>	<i>123.846</i>	<i>56.034</i>	<i>1:14.232</i>	<i>1:24.872</i>	<i>180.0</i>

METZELER ULSTER GRAND PRIX

SUPERBIKE

Race 4 - McKinstry Skip Hire Superbike

Saturday, 08 August 2015

DETAILED SECTOR ANALYSIS



Race Classification

Position

25 71 Davy MORGAN

Total Time **14:31.628** Avg Speed **121.757** Behind **1:03.410**

Best Time **3:36.555** Best Speed **123.036** On **4** Gp

Lap	Lap Time	Lap Speed	Sector 1	Sector 2	Sector 3	Speed Trap
1	3:40.482	118.806		1:15.250	1:25.197	168.7
2	3:37.616	122.436	57.144	1:15.513	1:24.959	177.2
3	3:36.975	122.797	56.685	1:15.562	1:24.728	177.2
4	3:36.555	123.036	56.677	1:15.015	1:24.863	176.7
<i>Ideal</i>	<i>3:36.420</i>	<i>123.112</i>	<i>56.677</i>	<i>1:15.015</i>	<i>1:24.728</i>	<i>177.2</i>

26 25 Fabrice MIGUET

Total Time **14:31.988** Avg Speed **121.706** Behind **1:03.770**

Best Time **3:35.352** Best Speed **123.723** On **3** Gp

Lap	Lap Time	Lap Speed	Sector 1	Sector 2	Sector 3	Speed Trap
1	3:43.871	117.008		1:14.525	1:25.231	157.3
2	3:35.859	123.432	57.413	1:14.063	1:24.383	167.9
3	3:35.352	123.723	56.703	1:14.292	1:24.357	168.3
4	3:36.906	122.836	56.893	1:13.911	1:26.102	172.6
<i>Ideal</i>	<i>3:34.971</i>	<i>123.942</i>	<i>56.703</i>	<i>1:13.911</i>	<i>1:24.357</i>	<i>172.6</i>

27 40 Matthew REES

Total Time **14:35.813** Avg Speed **121.175** Behind **1:07.595**

Best Time **3:37.701** Best Speed **122.388** On **2** Gp

Lap	Lap Time	Lap Speed	Sector 1	Sector 2	Sector 3	Speed Trap
1	3:42.269	117.851		1:15.676	1:25.924	163.4
2	3:37.701	122.388	57.357	1:15.198	1:25.146	167.5
3	3:37.838	122.311	57.261	1:15.130	1:25.447	164.2
4	3:38.005	122.217	57.284	1:15.151	1:25.570	163.4
<i>Ideal</i>	<i>3:37.537</i>	<i>122.480</i>	<i>57.261</i>	<i>1:15.130</i>	<i>1:25.146</i>	<i>167.5</i>

28 86 Derek McGEE

Total Time **14:44.323** Avg Speed **120.009** Behind **1:16.105**

Best Time **3:27.499** Best Speed **128.405** On **3** Gp

Lap	Lap Time	Lap Speed	Sector 1	Sector 2	Sector 3	Speed Trap
1	3:37.830	120.253		1:12.937	1:24.704	161.1
2	3:30.565	126.536	54.584	1:12.022	1:23.959	181.5
3	3:27.499	128.405	54.208	1:11.293	1:21.998	181.0
4	3:29.819	126.985	53.854	1:12.145	1:23.820	185.5
<i>Ideal</i>	<i>3:27.145</i>	<i>128.625</i>	<i>53.854</i>	<i>1:11.293</i>	<i>1:21.998</i>	<i>185.5</i>

Race Classification

Position

29 19 George SPENCE

Total Time **14:56.999** Avg Speed **118.313** Behind **1:28.781**

Best Time **3:42.610** Best Speed **119.689** On **4** Gp

Lap	Lap Time	Lap Speed	Sector 1	Sector 2	Sector 3	Speed Trap
1	3:47.383	115.201		1:17.975	1:26.714	150.6
2	3:43.865	119.018	58.195	1:18.400	1:27.270	170.0
3	3:43.141	119.404	57.644	1:17.530	1:27.967	169.6
4	3:42.610	119.689	58.208	1:18.206	1:26.196	161.9
<i>Ideal</i>	<i>3:41.370</i>	<i>120.359</i>	<i>57.644</i>	<i>1:17.530</i>	<i>1:26.196</i>	<i>170.0</i>

30 29 Eric WILSON

Total Time **14:57.706** Avg Speed **118.220** Behind **1:29.488**

Best Time **3:42.366** Best Speed **119.820** On **2** Gp

Lap	Lap Time	Lap Speed	Sector 1	Sector 2	Sector 3	Speed Trap
1	3:48.204	114.786		1:17.587	1:27.451	148.0
2	3:42.366	119.820	57.685	1:16.998	1:27.683	180.0
3	3:43.464	119.232	57.581	1:17.512	1:28.371	170.0
4	3:43.672	119.121	58.039	1:18.935	1:26.698	172.6
<i>Ideal</i>	<i>3:41.277</i>	<i>120.410</i>	<i>57.581</i>	<i>1:16.998</i>	<i>1:26.698</i>	<i>180.0</i>

31 33 Paul CRANSTON

Total Time **14:58.297** Avg Speed **118.142** Behind **1:30.079**

Best Time **3:42.688** Best Speed **119.647** On **3** Gp

Lap	Lap Time	Lap Speed	Sector 1	Sector 2	Sector 3	Speed Trap
1	3:48.934	114.420		1:17.862	1:27.386	148.0
2	3:43.164	119.392	57.896	1:17.387	1:27.881	166.7
3	3:42.688	119.647	57.677	1:16.847	1:28.164	172.2
4	3:43.511	119.206	58.170	1:18.497	1:26.844	161.5
<i>Ideal</i>	<i>3:41.368</i>	<i>120.360</i>	<i>57.677</i>	<i>1:16.847</i>	<i>1:26.844</i>	<i>172.2</i>

32 43 Andrew SELLARS

Total Time **15:15.966** Avg Speed **115.863** Behind **1:47.748**

Best Time **3:47.594** Best Speed **117.068** On **4** Gp

Lap	Lap Time	Lap Speed	Sector 1	Sector 2	Sector 3	Speed Trap
1	3:52.324	112.751		1:18.244	1:28.942	143.9
2	3:47.666	117.031	59.310	1:18.624	1:29.732	159.9
3	3:48.382	116.664	59.469	1:18.988	1:29.925	168.7
4	3:47.594	117.068	59.490	1:18.626	1:29.478	164.6
<i>Ideal</i>	<i>3:46.496</i>	<i>117.635</i>	<i>59.310</i>	<i>1:18.244</i>	<i>1:28.942</i>	<i>168.7</i>

METZELER ULSTER GRAND PRIX

SUPERBIKE

Race 4 - McKinstry Skip Hire Superbike

Saturday, 08 August 2015

DETAILED SECTOR ANALYSIS



Race Classification

Position

33 67 Gary MILLER

Total Time **15:16.162** Avg Speed **115.838** Behind **1:47.944**

Best Time **3:47.568** Best Speed **117.081** On **4** Gp

Lap	Lap Time	Lap Speed	Sector 1	Sector 2	Sector 3	Speed Trap
1	3:51.588	113.109		1:18.264	1:28.837	149.0
2	3:48.255	116.729	59.525	1:18.951	1:29.779	170.5
3	3:48.751	116.476	59.869	1:18.952	1:29.930	163.8
4	3:47.568	117.081	59.499	1:18.607	1:29.462	164.6
<i>Ideal</i>	<i>3:46.600</i>	<i>117.581</i>	<i>59.499</i>	<i>1:18.264</i>	<i>1:28.837</i>	<i>170.5</i>

Not Classified

Position

DNF 14 Tom McHALE

Total Time **14:04.812** Avg Speed **125.622** Behind

Best Time **3:28.989** Best Speed **127.490** On **3** Gp

Lap	Lap Time	Lap Speed	Sector 1	Sector 2	Sector 3	Speed Trap
1	3:35.857	121.352		1:13.814	1:23.181	171.8
2	3:29.786	127.005	55.026	1:12.541	1:22.219	184.0
3	3:28.989	127.490	55.204	1:11.967	1:21.818	181.0
4	3:30.180	126.767	54.727	1:12.281	1:23.172	183.5
<i>Ideal</i>	<i>3:28.512</i>	<i>127.781</i>	<i>54.727</i>	<i>1:11.967</i>	<i>1:21.818</i>	<i>184.0</i>

DNF 47 Alistair KIRK

Total Time **14:35.892** Avg Speed **121.164** Behind

Best Time **3:34.636** Best Speed **124.136** On **3** Gp

Lap	Lap Time	Lap Speed	Sector 1	Sector 2	Sector 3	Speed Trap
1	3:41.905	118.045		1:14.607	1:24.680	154.1
2	3:35.669	123.541	56.605	1:14.292	1:24.772	167.5
3	3:34.636	124.136	55.934	1:14.308	1:24.394	176.3
4	3:43.682	119.115	57.042	1:15.079	1:31.561	170.9
<i>Ideal</i>	<i>3:34.620</i>	<i>124.145</i>	<i>55.934</i>	<i>1:14.292</i>	<i>1:24.394</i>	<i>176.3</i>

DNF 77 Mark GOODINGS

Total Time **14:43.814** Avg Speed **120.078** Behind

Best Time **3:31.783** Best Speed **125.808** On **4** Gp

Lap	Lap Time	Lap Speed	Sector 1	Sector 2	Sector 3	Speed Trap
1	3:38.333	119.976		1:13.231	1:23.829	159.6
2	4:01.426	110.361	55.543	1:41.037	1:24.846	185.5
3	3:32.272	125.518	55.613	1:13.617	1:23.042	179.5
4	3:31.783	125.808	55.362	1:12.654	1:23.767	184.0
<i>Ideal</i>	<i>3:31.058</i>	<i>126.240</i>	<i>55.362</i>	<i>1:12.654</i>	<i>1:23.042</i>	<i>185.5</i>

Not Classified

Position

DNF 21 Alan CONNOR

Total Time **14:52.429** Avg Speed **118.919** Behind

Best Time **3:40.674** Best Speed **120.739** On **4** Gp

Lap	Lap Time	Lap Speed	Sector 1	Sector 2	Sector 3	Speed Trap
1	3:47.702	115.039		1:17.124	1:26.661	148.0
2	3:43.087	119.433	58.519	1:16.995	1:27.573	165.4
3	3:40.966	120.579	57.565	1:17.027	1:26.374	170.9
4	3:40.674	120.739	57.823	1:16.020	1:26.831	169.6
<i>Ideal</i>	<i>3:39.959</i>	<i>121.131</i>	<i>57.565</i>	<i>1:16.020</i>	<i>1:26.374</i>	<i>170.9</i>

DNF 66 Russ MOUNTFORD

Total Time **10:23.115** Avg Speed **127.557** Behind

Best Time **3:25.754** Best Speed **129.494** On **3** Gp

Lap	Lap Time	Lap Speed	Sector 1	Sector 2	Sector 3	Speed Trap
1	3:31.339	123.946		1:11.218	1:20.834	168.3
2	3:26.022	129.326	53.735	1:11.366	1:20.921	185.5
3	3:25.754	129.494	53.629	1:11.405	1:20.720	187.6
<i>Ideal</i>	<i>3:25.567</i>	<i>129.612</i>	<i>53.629</i>	<i>1:11.218</i>	<i>1:20.720</i>	<i>187.6</i>

DNF 23 Andrew TAYLOR

Total Time **12:10.127** Avg Speed **108.861** Behind

Best Time **3:47.145** Best Speed **117.299** On **2** Gp

Lap	Lap Time	Lap Speed	Sector 1	Sector 2	Sector 3	Speed Trap
1	3:53.200	112.327		1:18.991	1:28.846	151.3
2	3:47.145	117.299	58.972	1:18.749	1:29.424	170.5
3	4:29.782	98.761	1:12.209	1:30.059	1:47.514	123.8
<i>Ideal</i>	<i>3:46.567</i>	<i>117.599</i>	<i>58.972</i>	<i>1:18.749</i>	<i>1:28.846</i>	<i>170.5</i>

DNF 24 Keith AMOR

Total Time **7:17.897** Avg Speed **120.665** Behind

Best Time **3:30.143** Best Speed **124.652** On **1** Gp

Lap	Lap Time	Lap Speed	Sector 1	Sector 2	Sector 3	Speed Trap
1	3:30.143	124.652		1:10.848	1:20.881	173.5
2	3:47.754	116.986	56.507	1:13.242	1:38.005	179.1
<i>Ideal</i>	<i>3:28.236</i>	<i>127.951</i>	<i>56.507</i>	<i>1:10.848</i>	<i>1:20.881</i>	<i>179.1</i>

DNF 75 Stephen McKNIGHT

Total Time **7:35.517** Avg Speed **115.997** Behind

Best Time **3:48.558** Best Speed **116.574** On **2** Gp

Lap	Lap Time	Lap Speed	Sector 1	Sector 2	Sector 3	Speed Trap
1	3:46.959	115.416		1:18.026	1:27.093	158.4
2	3:48.558	116.574	58.234	1:17.517	1:32.807	170.5
<i>Ideal</i>	<i>3:42.844</i>	<i>119.563</i>	<i>58.234</i>	<i>1:17.517</i>	<i>1:27.093</i>	<i>170.5</i>

METZELER ULSTER GRAND PRIX

SUPERBIKE

Race 4 - McKinstry Skip Hire Superbike

Saturday, 08 August 2015

DETAILED SECTOR ANALYSIS



Not Classified

Position

DNF 7 Dan KNEEN

Total Time **3:28.282** Avg Speed **125.765** Behind

Best Time Best Speed On Gp

Lap	Lap Time	Lap Speed	Sector 1	Sector 2	Sector 3	Speed Trap
1	3:28.282	125.765		1:10.534	1:19.637	175.8
<i>Ideal</i>	<i>0.000</i>	<i>0.000</i>		<i>1:10.534</i>	<i>1:19.637</i>	<i>175.8</i>

DNF 59 Gareth EVANS

Total Time **3:45.431** Avg Speed **116.198** Behind

Best Time Best Speed On Gp

Lap	Lap Time	Lap Speed	Sector 1	Sector 2	Sector 3	Speed Trap
1	3:45.431	116.198		1:16.684	1:26.647	155.1
<i>Ideal</i>	<i>0.000</i>	<i>0.000</i>		<i>1:16.684</i>	<i>1:26.647</i>	<i>155.1</i>

METZELER ULSTER GRAND PRIX

SUPERBIKE

Race 4 - McKinstry Skip Hire Superbike

LAP CHART



1					2					3				
No	Name	Gp	Time of Day	Lap Time	No	Name	Gp	Time of Day	Lap Time	No	Name	Gp	Time of Day	Lap Time
9	Ian HUTCHINSON	a	13:39:15.986	3:26.140	5	Bruce ANSTEY	a	13:42:37.065	3:20.950	5	Bruce ANSTEY	a	13:45:57.347	3:20.282
5	Bruce ANSTEY	a	13:39:16.115	3:26.269	9	Ian HUTCHINSON	a	13:42:37.445	3:21.459	9	Ian HUTCHINSON	a	13:45:57.712	3:20.267
13	Lee JOHNSTON	a	13:39:16.471	3:26.625	13	Lee JOHNSTON	a	13:42:37.633	3:21.162	13	Lee JOHNSTON	a	13:45:58.294	3:20.661
60	Peter HICKMAN	a	13:39:16.649	3:26.803	60	Peter HICKMAN	a	13:42:37.865	3:21.216	60	Peter HICKMAN	a	13:45:58.486	3:20.621
10	Conor CUMMINS	a	13:39:17.366	3:27.520	10	Conor CUMMINS	a	13:42:38.196	3:20.830	10	Conor CUMMINS	a	13:45:58.621	3:20.425
6	William DUNLOP	a	13:39:17.845	3:27.999	6	William DUNLOP	a	13:42:40.169	3:22.324	6	William DUNLOP	a	13:46:01.039	3:20.870
7	Dan KNEEN	a	13:39:18.128	3:28.282	1	Michael DUNLOP	a	13:42:41.683	3:21.556	1	Michael DUNLOP	a	13:46:03.606	3:21.923
24	Keith AMOR	a	13:39:19.989	3:30.143	2	Dean HARRISON	a	13:42:44.663	3:24.301	2	Dean HARRISON	a	13:46:10.314	3:25.651
1	Michael DUNLOP	a	13:39:20.127	3:30.281	51	Derek SHEILS	a	13:42:46.836	3:25.470	66	Russ MOUNTFORD	a	13:46:12.961	3:25.754
2	Dean HARRISON	a	13:39:20.362	3:30.516	66	Russ MOUNTFORD	a	13:42:47.207	3:26.022	51	Derek SHEILS	a	13:46:13.527	3:26.691
66	Russ MOUNTFORD	a	13:39:21.185	3:31.339	12	Daniel COOPER	a	13:42:55.062	3:29.852	97	Seamus ELLIOTT	b	13:46:24.230	3:28.834
51	Derek SHEILS	a	13:39:21.366	3:31.520	97	Seamus ELLIOTT	b	13:42:55.396	3:30.162	14	Tom McHALE	b	13:46:24.478	3:28.989
72	David JOHNSON	a	13:39:22.400	3:32.554	104	Daley MATHISON	a	13:42:55.441	3:30.871	104	Daley MATHISON	a	13:46:25.689	3:30.248
104	Daley MATHISON	a	13:39:24.570	3:34.724	14	Tom McHALE	b	13:42:55.489	3:29.786	86	Derek McGEE	b	13:46:25.740	3:27.499
12	Daniel COOPER	a	13:39:25.210	3:35.364	61	John WALSH	b	13:42:58.000	3:31.338	12	Daniel COOPER	a	13:46:25.792	3:30.730
97	Seamus ELLIOTT	b	13:39:25.234	3:35.388	86	Derek McGEE	b	13:42:58.241	3:30.565	72	David JOHNSON	a	13:46:26.497	3:27.119
14	Tom McHALE	b	13:39:25.703	3:35.857	76	Horst SAIGER	b	13:42:58.634	3:30.783	61	John WALSH	b	13:46:27.302	3:29.302
61	John WALSH	b	13:39:26.662	3:36.816	72	David JOHNSON	a	13:42:59.378	3:36.978	76	Horst SAIGER	b	13:46:28.283	3:29.649
86	Derek McGEE	b	13:39:27.676	3:37.830	26	Ben WYLIE	b	13:43:00.739	3:31.999	26	Ben WYLIE	b	13:46:32.120	3:31.381
76	Horst SAIGER	b	13:39:27.851	3:38.005	11	Paul SHOESMITH	b	13:43:01.690	3:33.142	11	Paul SHOESMITH	b	13:46:32.937	3:31.247
77	Mark GOODINGS	a	13:39:28.179	3:38.333	27	Phillip CROWE	a	13:43:05.959	3:35.422	27	Phillip CROWE	a	13:46:40.391	3:34.432
11	Paul SHOESMITH	b	13:39:28.548	3:38.702	80	Darren COOPER	b	13:43:06.695	3:35.544	80	Darren COOPER	b	13:46:40.939	3:34.244
26	Ben WYLIE	b	13:39:28.740	3:38.894	56	John INGRAM	b	13:43:06.959	3:35.701	56	John INGRAM	b	13:46:41.026	3:34.067
71	Davy MORGAN	c	13:39:30.328	3:40.482	47	Alistair KIRK	b	13:43:07.420	3:35.669	47	Alistair KIRK	b	13:46:42.056	3:34.636
27	Phillip CROWE	a	13:39:30.537	3:40.691	30	Jochem van den HOEK	b	13:43:07.714	3:35.634	30	Jochem van den HOEK	b	13:46:42.206	3:34.492
80	Darren COOPER	b	13:39:31.151	3:41.305	24	Keith AMOR	a	13:43:07.743	3:47.754	82	Xavier DENIS	b	13:46:42.596	3:34.779
56	John INGRAM	b	13:39:31.258	3:41.412	82	Xavier DENIS	b	13:43:07.817	3:35.617	53	Jonathan HOWARTH	b	13:46:42.802	3:34.695
47	Alistair KIRK	b	13:39:31.751	3:41.905	71	Davy MORGAN	c	13:43:07.944	3:37.616	17	Dave HEWSON	b	13:46:44.720	3:35.438
53	Jonathan HOWARTH	b	13:39:31.848	3:42.002	53	Jonathan HOWARTH	b	13:43:08.107	3:36.259	71	Davy MORGAN	c	13:46:44.919	3:36.975
30	Jochem van den HOEK	b	13:39:32.080	3:42.234	17	Dave HEWSON	b	13:43:09.282	3:35.847	25	Fabrice MIGUET	b	13:46:44.928	3:35.352
40	Matthew REES	c	13:39:32.115	3:42.269	25	Fabrice MIGUET	b	13:43:09.576	3:35.859	40	Matthew REES	c	13:46:47.654	3:37.838
82	Xavier DENIS	b	13:39:32.200	3:42.354	40	Matthew REES	c	13:43:09.816	3:37.701	21	Alan CONNOR	c	13:47:01.601	3:40.966
17	Dave HEWSON	b	13:39:33.435	3:43.589	29	Eric WILSON	c	13:43:20.416	3:42.366	77	Mark GOODINGS	a	13:47:01.877	3:32.272
25	Fabrice MIGUET	b	13:39:33.717	3:43.871	21	Alan CONNOR	c	13:43:20.635	3:43.087	29	Eric WILSON	c	13:47:03.880	3:43.464
59	Gareth EVANS	c	13:39:35.277	3:45.431	19	George SPENCE	c	13:43:21.094	3:43.865	19	George SPENCE	c	13:47:04.235	3:43.141
75	Stephen McKNIGHT	c	13:39:36.805	3:46.959	33	Paul CRANSTON	c	13:43:21.944	3:43.164	33	Paul CRANSTON	c	13:47:04.632	3:42.688
19	George SPENCE	c	13:39:37.229	3:47.383	75	Stephen McKNIGHT	c	13:43:25.363	3:48.558	43	Andrew SELLARS	c	13:47:18.218	3:48.382
21	Alan CONNOR	c	13:39:37.548	3:47.702	77	Mark GOODINGS	a	13:43:29.605	4:01.426	67	Gary MILLER	c	13:47:18.440	3:48.751
29	Eric WILSON	c	13:39:38.050	3:48.204	67	Gary MILLER	c	13:43:29.689	3:48.255	23	Andrew TAYLOR	c	13:47:59.973	4:29.782
33	Paul CRANSTON	c	13:39:38.780	3:48.934	43	Andrew SELLARS	c	13:43:29.836	3:47.666					
67	Gary MILLER	c	13:39:41.434	3:51.588	23	Andrew TAYLOR	c	13:43:30.191	3:47.145					
43	Andrew SELLARS	c	13:39:42.170	3:52.324										
23	Andrew TAYLOR	c	13:39:43.046	3:53.200										

METZELER ULSTER GRAND PRIX

SUPERBIKE

Race 4 - McKinstry Skip Hire Superbike

LAP CHART



4

No	Name	Gp	Time of Day	Lap Time
5	Bruce ANSTEY	a	13:49:18.064	3:20.717
9	Ian HUTCHINSON	a	13:49:18.401	3:20.689
13	Lee JOHNSTON	a	13:49:18.707	3:20.413
60	Peter HICKMAN	a	13:49:18.944	3:20.458
10	Conor CUMMINS	a	13:49:19.057	3:20.436
6	William DUNLOP	a	13:49:22.167	3:21.128
1	Michael DUNLOP	a	13:49:26.929	3:23.323
2	Dean HARRISON	a	13:49:37.238	3:26.924
51	Derek SHEILS	a	13:49:40.124	3:26.597
97	Seamus ELLIOTT	b	13:49:52.675	3:28.445
14	Tom McHALE	b	13:49:54.658	3:30.180
86	Derek McGEE	b	13:49:55.559	3:29.819
61	John WALSH	b	13:49:56.113	3:28.811
104	Daley MATHISON	a	13:49:56.405	3:30.716
12	Daniel COOPER	a	13:49:56.483	3:30.691
72	David JOHNSON	a	13:49:56.587	3:30.090
76	Horst SAIGER	b	13:49:56.711	3:28.428
11	Paul SHOESMITH	b	13:50:04.347	3:31.410
26	Ben WYLIE	b	13:50:04.620	3:32.500
27	Phillip CROWE	a	13:50:13.830	3:33.439
80	Darren COOPER	b	13:50:15.176	3:34.237
56	John INGRAM	b	13:50:15.241	3:34.215
30	Jochem van den HOEK	b	13:50:15.558	3:33.352
82	Xavier DENIS	b	13:50:18.381	3:35.785
53	Jonathan HOWARTH	b	13:50:18.576	3:35.774
17	Dave HEWSON	b	13:50:20.329	3:35.609
71	Davy MORGAN	c	13:50:21.474	3:36.555
25	Fabrice MIGUET	b	13:50:21.834	3:36.906
40	Matthew REES	c	13:50:25.659	3:38.005
47	Alistair KIRK	b	13:50:25.738	3:43.682
77	Mark GOODINGS	a	13:50:33.660	3:31.783
21	Alan CONNOR	c	13:50:42.275	3:40.674
19	George SPENCE	c	13:50:46.845	3:42.610
29	Eric WILSON	c	13:50:47.552	3:43.672
33	Paul CRANSTON	c	13:50:48.143	3:43.511
43	Andrew SELLARS	c	13:51:05.812	3:47.594
67	Gary MILLER	c	13:51:06.008	3:47.568

METZELER ULSTER GRAND PRIX

SUPERBIKE

Race 4 - McKinstry Skip Hire Superbike

SECTOR ANALYSIS

Perfect Lap (sum of best sectors) = 3:19.457



SECTOR 1 FINISH - TULLYRUSK			SECTOR 2 TULLYRUSK - JORDAN'S		SECTOR 3 JORDAN'S - FINISH		IDEAL / BEST COMPARISON				
Pos	No Name	Time	No Name	Time	No Name	Time	Pos	No Name	Ideal Time	Best Tim	Diff
1	13 Lee JOHNSTON	52.098	13 Lee JOHNSTON	1:08.867	9 Ian HUTCHINSON	1:18.492	1	9 Ian HUTCHINSON	3:19.951	3:20.267	0.316
2	9 Ian HUTCHINSON	52.177	60 Peter HICKMAN	1:08.926	10 Conor CUMMINS	1:18.539	2	5 Bruce ANSTEY	3:20.282	3:20.282	0.000
3	6 William DUNLOP	52.223	10 Conor CUMMINS	1:08.947	5 Bruce ANSTEY	1:18.703	3	13 Lee JOHNSTON	3:19.752	3:20.413	0.661
4	60 Peter HICKMAN	52.260	6 William DUNLOP	1:09.082	13 Lee JOHNSTON	1:18.787	4	10 Conor CUMMINS	3:20.013	3:20.425	0.412
5	5 Bruce ANSTEY	52.485	5 Bruce ANSTEY	1:09.094	60 Peter HICKMAN	1:18.932	5	60 Peter HICKMAN	3:20.118	3:20.458	0.340
6	10 Conor CUMMINS	52.527	1 Michael DUNLOP	1:09.268	6 William DUNLOP	1:19.351	6	6 William DUNLOP	3:20.656	3:20.870	0.214
7	1 Michael DUNLOP	52.622	9 Ian HUTCHINSON	1:09.282	1 Michael DUNLOP	1:19.458	7	1 Michael DUNLOP	3:21.348	3:21.556	0.208
8	2 Dean HARRISON	53.131	7 Dan KNEEN	1:10.534	7 Dan KNEEN	1:19.637	8	2 Dean HARRISON	3:24.301	3:24.301	0.000
9	66 Russ MOUNTFORD	53.629	2 Dean HARRISON	1:10.667	51 Derek SHEILS	1:20.455	9	51 Derek SHEILS	3:25.302	3:25.470	0.168
10	51 Derek SHEILS	53.784	24 Keith AMOR	1:10.848	2 Dean HARRISON	1:20.503	10	66 Russ MOUNTFORD	3:25.567	3:25.754	0.187
11	86 Derek McGEE	53.854	51 Derek SHEILS	1:11.063	66 Russ MOUNTFORD	1:20.720	11	72 David JOHNSON	3:26.821	3:27.119	0.298
12	76 Horst SAIGER	54.014	66 Russ MOUNTFORD	1:11.218	72 David JOHNSON	1:20.728	12	86 Derek McGEE	3:27.145	3:27.499	0.354
13	97 Seamus ELLIOTT	54.055	86 Derek McGEE	1:11.293	24 Keith AMOR	1:20.881	13	76 Horst SAIGER	3:27.977	3:28.428	0.451
14	72 David JOHNSON	54.236	61 John WALSH	1:11.586	97 Seamus ELLIOTT	1:21.640	14	97 Seamus ELLIOTT	3:27.879	3:28.445	0.566
15	61 John WALSH	54.359	104 Daley MATHISON	1:11.688	12 Daniel COOPER	1:21.784	15	61 John WALSH	3:28.648	3:28.811	0.163
16	104 Daley MATHISON	54.573	76 Horst SAIGER	1:11.737	14 Tom McHALE	1:21.818	16	14 Tom McHALE	3:28.512	3:28.989	0.477
17	14 Tom McHALE	54.727	72 David JOHNSON	1:11.857	86 Derek McGEE	1:21.998	17	12 Daniel COOPER	3:28.793	3:29.852	1.059
18	12 Daniel COOPER	54.753	14 Tom McHALE	1:11.967	76 Horst SAIGER	1:22.226	18	104 Daley MATHISON	3:29.061	3:30.248	1.187
19	11 Paul SHOESMITH	55.039	97 Seamus ELLIOTT	1:12.184	61 John WALSH	1:22.703	19	11 Paul SHOESMITH	3:31.003	3:31.247	0.244
20	26 Ben WYLIE	55.359	12 Daniel COOPER	1:12.256	104 Daley MATHISON	1:22.800	20	26 Ben WYLIE	3:31.160	3:31.381	0.221
21	77 Mark GOODINGS	55.362	11 Paul SHOESMITH	1:12.636	27 Phillip CROWE	1:22.948	21	77 Mark GOODINGS	3:31.058	3:31.783	0.725
22	82 Xavier DENIS	55.715	77 Mark GOODINGS	1:12.654	26 Ben WYLIE	1:22.993	22	30 Jochem van den HOEK	3:33.352	3:33.352	0.000
23	80 Darren COOPER	55.920	26 Ben WYLIE	1:12.808	77 Mark GOODINGS	1:23.042	23	27 Phillip CROWE	3:33.412	3:33.439	0.027
24	47 Alistair KIRK	55.934	30 Jochem van den HOEK	1:13.605	11 Paul SHOESMITH	1:23.328	24	56 John INGRAM	3:33.774	3:34.067	0.293
25	30 Jochem van den HOEK	55.981	80 Darren COOPER	1:13.776	56 John INGRAM	1:23.575	25	80 Darren COOPER	3:33.581	3:34.237	0.656
26	17 Dave HEWSON	56.034	25 Fabrice MIGUET	1:13.911	30 Jochem van den HOEK	1:23.766	26	47 Alistair KIRK	3:34.620	3:34.636	0.016
27	56 John INGRAM	56.159	56 John INGRAM	1:14.040	80 Darren COOPER	1:23.885	27	53 Jonathan HOWARTH	3:34.695	3:34.695	0.000
28	27 Phillip CROWE	56.181	17 Dave HEWSON	1:14.232	53 Jonathan HOWARTH	1:23.978	28	82 Xavier DENIS	3:34.409	3:34.779	0.370
29	53 Jonathan HOWARTH	56.308	27 Phillip CROWE	1:14.283	25 Fabrice MIGUET	1:24.357	29	25 Fabrice MIGUET	3:34.971	3:35.352	0.381
30	24 Keith AMOR	56.507	47 Alistair KIRK	1:14.292	82 Xavier DENIS	1:24.371	30	17 Dave HEWSON	3:35.138	3:35.438	0.300
31	71 Davy MORGAN	56.677	82 Xavier DENIS	1:14.323	47 Alistair KIRK	1:24.394	31	71 Davy MORGAN	3:36.420	3:36.555	0.135
32	25 Fabrice MIGUET	56.703	53 Jonathan HOWARTH	1:14.409	71 Davy MORGAN	1:24.728	32	40 Matthew REES	3:37.537	3:37.701	0.164
33	40 Matthew REES	57.261	71 Davy MORGAN	1:15.015	17 Dave HEWSON	1:24.872	33	21 Alan CONNOR	3:39.959	3:40.674	0.715
34	21 Alan CONNOR	57.565	40 Matthew REES	1:15.130	40 Matthew REES	1:25.146	34	29 Eric WILSON	3:41.277	3:42.366	1.089
35	29 Eric WILSON	57.581	21 Alan CONNOR	1:16.020	19 George SPENCE	1:26.196	35	19 George SPENCE	3:41.370	3:42.610	1.240
36	19 George SPENCE	57.644	59 Gareth EVANS	1:16.684	21 Alan CONNOR	1:26.374	36	33 Paul CRANSTON	3:41.368	3:42.688	1.320
37	33 Paul CRANSTON	57.677	33 Paul CRANSTON	1:16.847	59 Gareth EVANS	1:26.647	37	23 Andrew TAYLOR	3:46.567	3:47.145	0.578
38	75 Stephen McKNIGHT	58.234	29 Eric WILSON	1:16.998	29 Eric WILSON	1:26.698	38	67 Gary MILLER	3:46.600	3:47.568	0.968
39	23 Andrew TAYLOR	58.972	75 Stephen McKNIGHT	1:17.517	33 Paul CRANSTON	1:26.844	39	43 Andrew SELLARS	3:46.496	3:47.594	1.098
40	43 Andrew SELLARS	59.310	19 George SPENCE	1:17.530	75 Stephen McKNIGHT	1:27.093	40	24 Keith AMOR	3:28.236	3:47.754	19.518
41	67 Gary MILLER	59.499	43 Andrew SELLARS	1:18.244	67 Gary MILLER	1:28.837	41	75 Stephen McKNIGHT	3:42.844	3:48.558	5.714
			67 Gary MILLER	1:18.264	23 Andrew TAYLOR	1:28.846					
			23 Andrew TAYLOR	1:18.749	43 Andrew SELLARS	1:28.942					

METZELER ULSTER GRAND PRIX

SUPERBIKE

Race 4 - McKinstry Skip Hire Superbike

Saturday, 08 August 2015



SPEED TRAP ON FLYING KILO

Class	No/Nam	Fastest	Lap 1	Lap 2	Lap 3	Lap 4	Lap 5	Lap 6	Lap 7	Lap 8	Lap 9	Lap 10	Lap 11	Lap 12
SBK	60 Peter HICKMAN	196.9	176.3	195.7	196.9	196.3								
SBK	6 William DUNLOP	196.9	177.2	193.5	196.3	196.9								
SBK	9 Ian HUTCHINSON	194.6	181.0	191.3	191.3	194.6								
SBK	5 Bruce ANSTEY	193.5	172.6	193.5	192.9	192.4								
SBK	1 Michael DUNLOP	191.8	169.6	191.8	191.8	191.8								
SBK	13 Lee JOHNSTON	190.7	182.5	181.0	183.5	190.7								
SBK	10 Conor CUMMINS	190.7	177.7	190.7	190.2	190.2								
SBK	2 Dean HARRISON	190.7	170.5	189.7	190.7	188.1								
SBK	97 Seamus ELLIOTT	189.1	173.5	185.5	187.6	189.1								
SBK	66 Russ MOUNTFORD	187.6	168.3	185.5	187.6									
SBK	72 David JOHNSON	187.6	168.3	187.6	185.0	181.5								
SBK	104 Daley MATHISON	186.5	164.6	186.5	186.5	180.5								
SBK	61 John WALSH	186.0	161.5	185.0	171.8	186.0								
SBK	77 Mark GOODINGS	185.5	159.6	185.5	179.5	184.0								
SBK	86 Derek McGEE	185.5	161.1	181.5	181.0	185.5								
SBK	51 Derek SHEILS	185.0	166.7	185.0	180.5	183.5								
SBK	12 Daniel COOPER	185.0	161.5	185.0	181.5	173.5								
SBK	14 Tom McHALE	184.0	171.8	184.0	181.0	183.5								
SBK	11 Paul SHOESMITH	184.0	160.3	183.5	184.0	181.0								
SBK	26 Ben WYLIE	183.5	166.2	183.5	183.5	181.0								
SBK	30 Jochem van den HOEK	181.0	153.0	181.0	163.0	178.1								
SBK	82 Xavier DENIS	180.0	156.2	174.4	180.0	176.3								
SBK	17 Dave HEWSON	180.0	158.1	178.1	180.0	176.7								
SBK	29 Eric WILSON	180.0	148.0	180.0	170.0	172.6								
SBK	76 Horst SAIGER	179.5	155.1	175.3	172.2	179.5								
SBK	53 Jonathan HOWARTH	179.5	160.3	161.5	179.5	175.8								
SBK	24 Keith AMOR	179.1	173.5	179.1										
SBK	80 Darren COOPER	179.1	161.9	176.3	175.3	179.1								
SBK	71 Davy MORGAN	177.2	168.7	177.2	177.2	176.7								
SBK	47 Alistair KIRK	176.3	154.1	167.5	176.3	170.9								
SBK	7 Dan KNEEN	175.8	175.8											
SBK	56 John INGRAM	174.9	155.1	169.6	168.7	174.9								
SBK	27 Phillip CROWE	173.1	162.6	173.1	171.8	171.3								
SBK	25 Fabrice MIGUET	172.6	157.3	167.9	168.3	172.6								
SBK	33 Paul CRANSTON	172.2	148.0	166.7	172.2	161.5								
SBK	21 Alan CONNOR	170.9	148.0	165.4	170.9	169.6								
SBK	75 Stephen McKNIGHT	170.5	158.4	170.5										
SBK	67 Gary MILLER	170.5	149.0	170.5	163.8	164.6								
SBK	23 Andrew TAYLOR	170.5	151.3	170.5	123.8									
SBK	19 George SPENCE	170.0	150.6	170.0	169.6	161.9								
SBK	43 Andrew SELLARS	168.7	143.9	159.9	168.7	164.6								
SBK	40 Matthew REES	167.5	163.4	167.5	164.2	163.4								
SBK	59 Gareth EVANS	155.1	155.1											