



Wednesday 8th – Saturday 11th August 2018

promoted by
Dundrod & District Motorcycle Club
www.ulstergrandprix.net



SUPERBIKE



Dundrod Circuit 7.4011 miles



MOST WINS at the ULSTER GP

Joey Dunlop	24	1979 - 99	(125 - 2, 250 - 7, 500 - 3, Superbike - 8, F1 - 4)
Ian Lougher	18	1998 - 13	(125 - 4, 250 - 3, Supersport - 3, Superstock - 2, Superbike - 6)
Phillip McCallen	14	1991 - 96	(250 - 6, 400 - 1, Supersport - 3, Superbike - 4)
Bruce Anstey (NZ)	13	2003 - 17	(Supersport - 4, Production 600 - 1, Superstock - 2, Superbike - 6)
Guy Martin	11	2006 - 13	(Supersport - 4, Superbike - 7)
Brian Reid	9	1983 - 92	(250 - 4, 350 - 2, 400 - 1, F2 - 1, Supersport - 1)
Robert Dunlop	9	1990 - 03	(125 - 7, Superbike - 2)
Ryan Farquhar	9	2002 - 12	(400 - 1, Supertwin - 4, Supersport - 2, Superstock - 2)
Ian Hutchinson	9	2007 - 16	(Supersport - 2, Superstock - 3, Superbike - 4)
Stanley Woods	7	1924 - 39	(350 - 1, 500 - 4, Over 600 - 2)
Mike Hailwood	7	1959 - 67	(125 - 1, 250 - 1, 350 - 1, 500 - 4)
Giacomo Agostini (I)	7	1967 - 70	(350 - 4, 500 - 3)
Ray McCullough	7	1971 - 82	(250 - 3, 350 - 4)
Bob Jackson	7	1993 - 97	(SSP - 1, Classic 250 - 3, Classic 500 - 3)
William Dunlop	7	2007 - 13	(125 - 2, 250 - 2, Supersport - 3)
John Surtees	6	1955 - 60	(250 - 1, 350 - 3, 500 - 2)
John Williams	6	1973 - 78	(250 - 1, 350 - 1, 500 - 3, Superbike - 1)
Bill Swallow	6	1994 - 00	(Classic 350 - 3, Classic 500 - 3)
Michael Dunlop	6	2011 - 13	(Supersport - 2, Superstock - 3, Superbike - 1)
Carlo Ubbiali (I)	5	1950 - 60	(125 - 4, 250 - 1)
Tony Rutter	5	1974 - 82	(250 - 2, 350 - 1, 500 - 1, F2 - 1)
Tom Herron	5	1977 - 78	(250 - 2, 350 - 1, Superbike - 1, F1 - 1)
Ron Haslam	5	1979 - 82	(Superbike - 1, F1 - 3, F3 - 1)
Eddie Laycock	5	1986 - 89	(250 - 1, 350 - 1, 400 - 1, Superbike - 1, F2 - 1)
Darran Lindsay	5	2002 - 06	(125 - 1, 250 - 2, Production 600 - 2)

MOST WINS at the DUNDROD 150

Joey Dunlop	24	1976 - 94	(125 - 1, 250 - 5, 350 - 2, 500 - 3, Superbike - 13)
Bob Jackson	11	1981 - 98	(250 - 1, Supersport - 2, Superbike - 4, Classic - 4)
Ray McCullough	10	1965 - 82	(250 - 7, 350 - 3)

Dundrod Circuit 7.4011 miles

LAP & RACE RECORDS & BEST SECTORS ANALYSIS (RACE & QUALIFYING)

ULTRA-L/WEIGHT	Name	Machine	Laps	m	smph	Session & Year	
Lap Record 125cc	William Dunlop	Honda		3	55.017	113.370	2009
Lap Record Moto 3	Christian Elkin	Honda 250		3	59.296	111.343	UGP 2017
Best Qualifying Lap 125cc	Gary Dynes	Honda 125		3	58.15	111.879	1999
Best Qualifying Lap Moto 3	Paul Robinson	Honda 250		4	05.484	108.536	2017
Best Sector 1	Paul Robinson	Honda 250		1	05.695	118.926	Dundrod 150 2017
Best Sector 2	Christian Elkin	Honda 250		1	21.746	115.511	UGP 2017
Best Sector 3	Christian Elkin	Honda 250		1	30.624	103.599	UGP 2017
Ideal Lap (sum of best sectors) Moto 3				3	58.065	111.919	
Difference (Best Lap – Ideal Lap) Moto 3					1.231		
Race Record 125cc	Phelim Owens	Honda	7	27	57.75	111.166	1999
Race Record Moto 3	Paul Robinson	Honda	5	20	10.345	109.696	UGP 2017
Fastest Speed Trap	Mick Chatterton	Honda 125				141	UGP 2012 (Thu)
LIGHTWEIGHT	Name	Machine	Laps	m	smph	Session & Year	
Lap Record 250cc	Darran Lindsay	Honda		3	38.634	121.866	2006
Lap Record 400cc	Callum Laidlaw	Yamaha		3	57.323	112.269	UGP 2017
Best Qualifying Lap	William Dunlop	Honda 250		3	41.545	120.264	2009
Best Sector 1	Bruce Anstey	Honda 250		1	01.256	127.544	Dundrod 150 2017
Best Sector 2	Bruce Anstey	Honda 250		1	18.899	119.679	Dundrod 150 2017
Best Sector 3	Bruce Anstey	Honda 250		1	27.532	107.259	Dundrod 150 2017
Ideal Lap (sum of best sectors) 250cc				3	47.687	117.020	
Difference (Best Lap – Ideal Lap) 250cc					- 9.053		
Race Record 250cc	Darran Lindsay	Honda	6	22	07.158	120.127	2006
Race Record 400cc	Callum Laidlaw	Yamaha	5	19	59.389	110.698	UGP 2017
Fastest Speed Trap	Owen McNally	Aprilia 250				160	Qualifying-2 1999
Fastest Speed Trap	Peter Fletcher	Kawasaki 400				147.0	Dundrod 150 2017
SUPERTWIN	Name	Machine	Laps	m	smph	Session & Year	
Lap Record	Ivan Lintin	Kawasaki		3	41.292	120.402	UGP Supertwin 2017
Best Qualifying Lap	Ivan Lintin	Kawasaki		3	45.646	118.079	Thu Qualifying 2014
Best Sector 1	Daniel Cooper	Kawasaki			59.778	130.697	UGP Supertwin 2017
Best Sector 2	Ivan Lintin	Kawasaki		1	16.742	123.043	UGP Supertwin 2017
Best Sector 3	Daniel Cooper	Kawasaki		1	24.554	111.036	UGP Supertwin 2017
Ideal Lap (sum of best sectors)				3	41.074	120.521	
Difference (Best Lap – Ideal Lap)					0.218		
Race Record	Ivan Lintin	Kawasaki	5	18	35.574	119.015	UGP Supertwin 2017
Fastest Speed Trap	Paul Jordan	Kawasaki				158.1	UGP 2016
SUPERSPORT	Name	Machine	Laps	m	smph	Session & Year	
Lap Record	Lee Johnston	Triumph		3	26.681	128.913	Supersport-1 2015
Best Qualifying Lap	Lee Johnston	Triumph		3	29.174	127.377	Thu Qualifying 2015
Best Sector 1	Ian Hutchinson	Yamaha			54.648	142.966	Supersport-1 2015
Best Sector 2	Peter Hickman	Kawasaki		1	11.000	132.994	Supersport-2 2016
Best Sector 3	Bruce Anstey	Honda		1	19.972	117.398	Supersport-2 2017
Ideal Lap (sum of best sectors)				3	25.620	129.579	
Difference (Best Lap – Ideal Lap)					1.061		
Race Record	Lee Johnston	Triumph	6	20	52.997	127.227	Supersport-1 2015
Fastest Speed Trap	Dean Harrison	Yamaha				180.0	Supersport-2 2015
SUPERSTOCK	Name	Machine	Laps	m	smph	Session & Year	
Lap Record	Lee Johnston	BMW		3	20.643	132.793	Superstock 2015
Best Qualifying Lap	Peter Hickman	BMW		3	21.338	132.334	Thu Qualifying 2017
Best Sector 1	Lee Johnston	BMW			52.307	149.365	Superstock 2015
Best Sector 2	Michael Dunlop	BMW		1	08.999	136.851	Superstock 2016
Best Sector 3	Peter Hickman	BMW		1	17.691	120.845	Superstock 2017
Ideal Lap (sum of best sectors)				3	18.997	133.891	
Difference (Best Lap – Ideal Lap)					1.646		
Race Record	Lee Johnston	BMW	6	20	14.991	131.206	Superstock 2015
Fastest Speed Trap	Jamie Coward	BMW				195.7	Thu Qualifying 2017
SUPERBIKE	Name	Machine	Laps	m	smph	Session & Year	
Lap Record	Dean Harrison	Kawasaki		3	17.928	134.614	UGP Superbike-1 2017
Best Qualifying Lap	Peter Hickman	BMW		3	19.491	133.560	Thu Qualifying 2017
Best Sector 1	Michael Dunlop	BMW			51.954	150.380	UGP Superbike-1 2016
Best Sector 2	Dan Kneen	BMW		1	07.977	138.909	UGP Superbike-1 2017
Best Sector 3	Dan Kneen	BMW		1	17.227	121.571	UGP Superbike-1 2017
Ideal Lap (sum of best sectors)				3	17.158	135.140	
Difference (Best Lap – Ideal Lap)					0.770		
Race Record	Bruce Anstey	Honda	7	23	17.050	133.180	Superbike-1 2017
Fastest Speed Trap	William Dunlop	Yamaha				200.4	Thu Qualifying 2017
Sector	Description	Distance					
Sector 1	Finish to Tullyrusk (top of Deer's Leap)	2.17023 miles					
Sector 2	Tullyrusk to Jordan's Cross	2.62294 miles					
Sector 3	Jordan's Cross to Finish	2.60793 miles					

MCE INSURANCE ULSTER GRAND PRIX SUPERBIKE / SUPERSTOCK

First Qualifying

Wednesday, 08 August 2018



Superbike First Qualifying

Qualifying Time

3:59.655


Qualifying Speed

111.177

Pos	Class	No	Name	Machine / Sponsor	Time	Best Lap			Total Laps	Qualifying Laps
						Behind	Speed	On		
Qualifying Classification										
1	SBK	5	Dean HARRISON	Kawasaki - Silicone Engineering Racing	3:21.161		132.451	14	14	11
2	SBK	60	Peter HICKMAN	BMW - Smith's Racing BMW	3:21.983	0.822	131.912	3	5	2
3	SBK	1	Conor CUMMINS	Honda - Padgett's Motorcycles	3:22.239	1.078	131.745	3	4	3
4	SBK	77	Davey TODD	Suzuki - Cookstown BE Racing	3:25.510	4.349	129.648	6	9	6
5	SBK	9	David JOHNSON	BMW - Tyco BMW Motorrad	3:25.578	4.417	129.605	5	8	4
6	SBK	13	Lee JOHNSTON	Honda - Honda Racing	3:25.767	4.606	129.486	7	8	6
7	SBK	86	Derek McGEE	Kawasaki - NJ Doyne / McGee Racing	3:26.146	4.985	129.248	6	8	5
8	SBK	22	Paul JORDAN	Kawasaki - Dafabet Devitt Racing	3:28.073	6.912	128.051	11	12	9
9	SBK	62	Sam WEST	BMW - PRL - OHR Motorsport	3:28.817	7.656	127.595	7	11	8
10	SBK	56	Adam McLEAN	Kawasaki - McAdoo Kawasaki Racing	3:28.845	7.684	127.578	9	15	13
11	SBK	65	Michael SWEENEY	BMW - MJR Racing	3:29.524	8.363	127.164	13	16	13
12	SBK	12	Daniel COOPER	BMW - IMP Cross Engineering	3:29.592	8.431	127.123	10	11	7
13	SBK	111	Brian McCORMACK	BMW - TAG Racing	3:29.840	8.679	126.973	5	9	5
14	SBK	27	David JACKSON	BMW	3:30.961	9.800	126.298	11	12	9
15	SBK	11	Dominic HERBERTSON	Kawasaki - Dafabet Devitt Racing	3:31.911	10.750	125.732	11	16	14
16	SBK	17	Mark GOODINGS	Kawasaki - PMH / Pennine Stone	3:32.531	11.370	125.365	14	15	12
17	SBK	14	Ryan KNEEN	BMW - Charmer Builders	3:33.487	12.326	124.804	5	5	4
18	SBK	19	Mike BOOTH	Kawasaki - Fastbikes	3:33.772	12.611	124.637	10	12	8
19	SBK	97	Seamus ELLIOTT	Kawasaki - SBE Racing	3:33.815	12.654	124.612	6	6	4
20	SBK	31	Shaun ANDERSON	Suzuki - Anderson Race Developments	3:35.056	13.895	123.893	14	14	9
21	SBK	80	Darren COOPER	BMW - NW Racing	3:35.317	14.156	123.743	4	14	11
22	SBK	39	Forest DUNN	Kawasaki - Forest Dunn Racing	3:35.697	14.536	123.525	5	11	7
23	SBK	16	Mark PARRETT	BMW - C & C Ltd.	3:36.786	15.625	122.904	7	8	7
24	SBK	71	Davy MORGAN	BMW - DM71	3:37.473	16.312	122.516	5	6	5
25	SBK	124	Graham KENNEDY	BMW - TD Racing	3:37.491	16.330	122.506	6	14	11
26	SBK	59	Dave HEWSON	BMW - Obsession Engineering	3:40.589	19.428	120.786	11	12	8
27	SBK	30	Fabrice MIGUET	Kawasaki	3:40.893	19.732	120.619	11	12	6
28	SBK	15	David McCONNAGHY	BMW	3:41.584	20.423	120.243	8	12	9
29	SBK	88	Josh DALEY	Kawasaki - Josh Daley Racing	3:42.450	21.289	119.775	9	10	7
30	SBK	58	Eric WILSON	BMW - Obsession Engineering	3:42.655	21.494	119.665	7	9	7
31	SBK	119	Kris DUNCAN	Kawasaki - Turriff Caravan/JD Autobody	3:43.109	21.948	119.421	10	12	9
32	SBK	67	Paul WILLIAMS	BMW - Paul Potchy Williams	3:44.908	23.747	118.466	7	13	10
33	SBK	00	Patricia FERNANDEZ	Kawasaki - Magic Bullet Motorsport	3:45.019	23.858	118.408	3	11	7
34	SBK	44	Barry FURBER	Kawasaki	3:45.731	24.570	118.034	11	14	11
35	SBK	49	Raul TORRAS	Yamaha - Martimotos Racing	3:46.034	24.873	117.876	6	14	14
36	SBK	46	George SPENCE	Yamaha - Dod Spence Racing	3:46.472	25.311	117.648	13	14	11
37	SBK	54	Tom WEEEDEN	Honda - Tom Weeden Racing	3:46.687	25.526	117.536	13	14	3
38	SBK	28	Paul GARTLAND	Kawasaki - North West Gas	3:46.928	25.767	117.412	14	14	9
39	SBK	64	Stephen McKNIGHT	BMW - McKnight Racing	3:47.087	25.926	117.329	9	11	7
40	SBK	182	Xavier DENIS	Honda - Optimark Road Racing	3:47.275	26.114	117.232	6	6	4
41	SBK	48	Craig NEVE	BMW - CN Racing	3:48.011	26.850	116.854	14	14	10
42	SBK	32	Donald MacFADYEN	BMW	3:48.952	27.791	116.374	5	8	6
43	SBK	20	Sam JOHNSON	Kawasaki - JK Construction/Colin Dunlop	3:54.707	33.546	113.520	3	6	4
44	SBK	69	Dave WOOLAMS	Suzuki	3:57.965	36.804	111.966	5	6	3
45	SBK	70	Paul MACKEY	Kawasaki - Glenn Scott Motorcycles	3:58.351	37.190	111.785	5	11	3
46	SBK	51	Euan MESTON	BMW	3:59.086	37.925	111.441	10	11	5
Non Qualifiers										
47	SBK	43	Stephen DEGNAN	Kawasaki - PMH Promotions	4:12.743	51.582	105.419	8	12	0

Provisional result to be confirmed by the Stewards of the Meeting subject to completion of technical inspections & the time limit for protests

Page 1 / 2

Circuit	Dundrod	Signed	Organising Club	Dundrod & District MCC
Length(miles)	7.4011 Lap 1 (7.2763)	 Chief Timekeeper	Qualifying Started	15:59
Weather	Sunny	Issued At:	19:04	
Track	Dry, 27°C			

MCE INSURANCE ULSTER GRAND PRIX

SUPERBIKE / SUPERSTOCK

First Qualifying

Wednesday, 08 August 2018

DETAILED SECTOR ANALYSIS

Superbike First Qualifying



Qualifying Classification

Position

1 5 Dean HARRISON

SBK Behind

Best Time **3:21.161** Best Speed **132.451** On **14** Gp

Lap	Lap Time	Lap Speed	Sector 1	Sector 2	Sector 3	Speed Trap
1	4:07.314	105.917		1:12.110	1:21.703	172.6
2	3:24.515	130.279	53.810	1:10.887	1:19.818	191.8
3	3:22.102	131.834	52.955	1:09.701	1:19.446	192.4
4	3:21.767	132.053	52.689	1:08.913	1:20.165	193.5
5	3:25.434	129.696	52.575	1:09.439	1:23.420	192.9
6	29:37.182	14.992	14:18.404			174.4
7	1:45:20.586	4.215	:42:45.158	1:13.266	1:22.162	176.7
8	3:25.070	129.926	52.840	1:10.492	1:21.738	194.6
9	3:24.804	130.095	53.827	1:10.937	1:20.040	196.9
10	3:21.395	132.297	52.446	1:09.531	1:19.418	192.4
11	3:22.223	131.755	52.432	1:10.316	1:19.475	193.5
12	3:21.489	132.235	52.335	1:09.908	1:19.246	193.5
13	3:26.015	129.330	54.267	1:10.870	1:20.878	193.5
14	3:21.161	132.451	52.865	1:09.568	1:18.728	192.4
<i>Ideal</i>	<i>3:19.976</i>	<i>133.236</i>	<i>52.335</i>	<i>1:08.913</i>	<i>1:18.728</i>	<i>196.9</i>

2 60 Peter HICKMAN

SBK Behind **0.822**

Best Time **3:21.983** Best Speed **131.912** On **3** Gp

Lap	Lap Time	Lap Speed	Sector 1	Sector 2	Sector 3	Speed Trap
1	24:35.579	17.752		1:12.793	1:23.334	171.8
2	3:23.980	130.620	53.132	1:10.636	1:20.212	194.6
3	3:21.983	131.912	52.405	1:10.379	1:19.199	195.2
4	16:00.258	27.747	1:02.758			196.9
<i>Ideal</i>	<i>3:21.983</i>	<i>131.912</i>	<i>52.405</i>	<i>1:10.379</i>	<i>1:19.199</i>	<i>196.9</i>

3 1 Conor CUMMINS

SBK Behind **1.078**

Best Time **3:22.239** Best Speed **131.745** On **3** Gp

Lap	Lap Time	Lap Speed	Sector 1	Sector 2	Sector 3	Speed Trap
1	21:20.805	20.452		1:14.779	1:23.158	134.1
2	3:30.306	126.691	53.278	1:14.223	1:22.805	189.1
3	3:22.239	131.745	53.000	1:09.836	1:19.403	189.1
4	3:34.977	123.939	55.659	1:12.231	1:27.087	186.5
<i>Ideal</i>	<i>3:22.239</i>	<i>131.745</i>	<i>53.000</i>	<i>1:09.836</i>	<i>1:19.403</i>	<i>189.1</i>

Qualifying Classification

Position

4 77 Davey TODD

SBK Behind **4.349**

Best Time **3:25.510** Best Speed **129.648** On **6** Gp

Lap	Lap Time	Lap Speed	Sector 1	Sector 2	Sector 3	Speed Trap
1	31:10.301	14.006		1:14.213	1:21.976	164.2
2	16:13.121	27.380	54.434			185.5
3	1:47:21.056	4.137		1:15.089	1:35.440	164.2
4	3:26.226	129.198	53.988	1:11.403	1:20.835	187.6
5	3:27.829	128.201	54.543	1:12.390	1:20.896	189.1
6	3:25.510	129.648	53.724	1:10.975	1:20.811	187.6
7	3:26.108	129.272	53.545	1:10.960	1:21.603	187.6
8	3:25.743	129.501	53.856	1:11.248	1:20.639	186.0
9	3:31.124	126.201	54.092	1:11.005	1:26.027	185.5
<i>Ideal</i>	<i>3:25.144</i>	<i>129.879</i>	<i>53.545</i>	<i>1:10.960</i>	<i>1:20.639</i>	<i>189.1</i>

5 9 David JOHNSON

SBK Behind **4.417**

Best Time **3:25.578** Best Speed **129.605** On **5** Gp

Lap	Lap Time	Lap Speed	Sector 1	Sector 2	Sector 3	Speed Trap
1	4:26.266	98.378		1:18.478	1:25.448	166.2
2	3:31.940	125.715	55.789	1:13.511	1:22.640	188.1
3	3:47.233	117.254	57.947	1:15.003	1:34.283	179.5
4	2:32:35.146	2.910	:29:56.748	1:15.093	1:23.305	174.4
5	3:25.578	129.605	53.471	1:11.500	1:20.607	194.0
6	3:48.037	116.841	59.055	1:17.166	1:31.816	183.0
<i>Ideal</i>	<i>3:25.578</i>	<i>129.605</i>	<i>53.471</i>	<i>1:11.500</i>	<i>1:20.607</i>	<i>194.0</i>

6 13 Lee JOHNSTON

SBK Behind **4.606**

Best Time **3:25.767** Best Speed **129.486** On **7** Gp

Lap	Lap Time	Lap Speed	Sector 1	Sector 2	Sector 3	Speed Trap
1	24:32.227	17.793		1:15.906	1:23.186	139.7
2	3:28.886	127.553	54.402	1:12.806	1:21.678	190.7
3	3:37.011	122.777	55.035	1:12.335	1:29.641	190.2
4	2:01:08.744	3.666	:58:28.032	1:16.200	1:24.512	169.2
5	3:27.979	128.109	54.128	1:12.460	1:21.391	191.8
6	3:34.243	124.363	56.554	1:14.060	1:23.629	186.5
7	3:25.767	129.486	53.532	1:11.582	1:20.653	193.5
8	3:51.660	115.013	55.221	1:17.743	1:38.696	195.7
<i>Ideal</i>	<i>3:25.767</i>	<i>129.486</i>	<i>53.532</i>	<i>1:11.582</i>	<i>1:20.653</i>	<i>195.7</i>

Superbike First Qualifying



Qualifying Classification

Position

7

86 Derek McGEE

STK Behind **4.985**

Best Time **3:26.146** Best Speed **129.248** On **6** Gp

Lap	Lap Time	Lap Speed	Sector 1	Sector 2	Sector 3	Speed Trap
1	7:11.264	60.739		1:15.480	1:25.654	156.6
2	3:32.943	125.122	54.738	1:12.769	1:25.436	187.6
3	5:18.624	83.622		1:11.310	1:23.691	170.0
4	3:29.339	127.277	55.433	1:12.001	1:21.905	190.2
5	3:26.894	128.781	54.344	1:11.087	1:21.463	185.5
6	3:26.146	129.248	54.009	1:10.416	1:21.721	185.5
7	3:29.474	127.195	54.619	1:13.029	1:21.826	186.0
8	1:40:15.388	4.429	53.691			186.5
<i>Ideal</i>	3:25.570	129.610	53.691	1:10.416	1:21.463	190.2

8

22 Paul JORDAN

STK Behind **6.912**

Best Time **3:28.073** Best Speed **128.051** On **11** Gp

Lap	Lap Time	Lap Speed	Sector 1	Sector 2	Sector 3	Speed Trap
1	5:04.363	86.064		1:18.997	1:31.633	132.5
2	3:38.121	122.152	56.212	1:16.542	1:25.367	184.0
3	3:41.034	120.542	55.658	1:13.901	1:31.475	185.5
4	6:15.681	70.922		1:16.807	1:25.416	168.3
5	3:35.141	123.844	56.080	1:14.958	1:24.103	184.5
6	3:33.145	125.004	55.400	1:13.648	1:24.097	185.0
7	3:47.886	116.918	59.275	1:17.379	1:31.232	183.0
8	2:03:13.385	3.604		1:15.239	1:23.961	170.5
9	3:30.288	126.702	54.867	1:12.906	1:22.515	189.1
10	3:30.483	126.585	55.040	1:12.299	1:23.144	188.6
11	3:28.073	128.051	54.369	1:11.682	1:22.022	185.5
12	3:39.932	121.146	55.356	1:14.231	1:30.345	189.1
<i>Ideal</i>	3:28.073	128.051	54.369	1:11.682	1:22.022	189.1

Qualifying Classification

Position

9

62 Sam WEST

SBK Behind **7.656**

Best Time **3:28.817** Best Speed **127.595** On **7** Gp

Lap	Lap Time	Lap Speed	Sector 1	Sector 2	Sector 3	Speed Trap
1	26:15.619	16.625		1:16.174	1:24.936	151.6
2	3:34.605	124.153	55.480	1:14.515	1:24.610	186.5
3	6:56.164	64.023	54.929	1:50.663	4:10.572	187.0
4	1:55:43.561	3.837		1:17.889	1:27.102	173.5
5	3:31.708	125.852	55.030	1:13.917	1:22.761	187.0
6	3:29.847	126.969	54.617	1:12.890	1:22.340	187.0
7	3:28.817	127.595	54.013	1:12.371	1:22.433	190.2
8	3:29.550	127.148	54.360	1:12.376	1:22.814	187.6
9	3:29.394	127.243	54.395	1:12.549	1:22.450	187.6
10	3:36.223	123.224	54.216	1:15.337	1:26.670	188.1
11	3:44.776	118.536	56.770	1:19.121	1:28.885	186.0
<i>Ideal</i>	3:28.724	127.652	54.013	1:12.371	1:22.340	190.2

10

56 Adam McLEAN

STK Behind **7.684**

Best Time **3:28.845** Best Speed **127.578** On **9** Gp

Lap	Lap Time	Lap Speed	Sector 1	Sector 2	Sector 3	Speed Trap
1	4:34.103	95.565		1:18.135	1:25.686	165.4
2	3:34.017	124.495	56.444	1:14.664	1:22.909	183.0
3	3:35.423	123.682	55.606	1:14.494	1:25.323	186.0
4	3:32.986	125.097	56.346	1:13.581	1:23.059	183.5
5	3:32.163	125.583	55.972	1:13.323	1:22.868	183.5
6	3:32.106	125.616	55.973	1:13.071	1:23.062	180.0
7	3:31.716	125.848	55.522	1:13.089	1:23.105	182.5
8	2:06:43.626	3.504		1:14.821	1:24.098	168.7
9	3:28.845	127.578	54.744	1:12.628	1:21.473	186.0
10	3:30.302	126.694	55.254	1:12.605	1:22.443	186.0
11	3:30.102	126.814	55.334	1:13.212	1:21.556	185.0
12	3:29.187	127.369	55.167	1:12.111	1:21.909	185.0
13	3:30.517	126.564	54.781	1:13.881	1:21.855	185.0
14	3:30.594	126.518	54.765	1:11.804	1:24.025	184.0
15	3:31.658	125.882	55.640	1:12.896	1:23.122	184.0
<i>Ideal</i>	3:28.021	128.083	54.744	1:11.804	1:21.473	186.0

Superbike First Qualifying



Qualifying Classification

Position

11 **65 Michael SWEENEY**
 STK Behind **8.363**
 Best Time **3:29.524** Best Speed **127.164** On **13** Gp

Lap	Lap Time	Lap Speed	Sector 1	Sector 2	Sector 3	Speed Trap
1	4:19.868	100.800		1:16.026	1:25.138	166.2
2	3:32.991	125.094	56.556	1:13.458	1:22.977	180.0
3	3:34.784	124.050	57.243	1:13.549	1:23.992	186.0
4	3:34.668	124.117	55.815	1:14.421	1:24.432	184.5
5	4:11.093	106.112	1:30.655	1:15.141	1:25.297	183.5
6	3:31.402	126.035	55.303	1:12.918	1:23.181	183.5
7	3:32.546	125.356	55.801	1:13.536	1:23.209	186.0
8	3:47.757	116.984	54.998	1:13.665	1:39.094	185.0
9	2:02:33.522	3.623	:59:52.633	1:15.568	1:25.321	168.7
10	3:32.306	125.498	55.589	1:13.806	1:22.911	187.0
11	3:30.778	126.408	54.596	1:13.084	1:23.098	187.0
12	3:30.784	126.404	55.132	1:12.756	1:22.896	186.5
13	3:29.524	127.164	54.610	1:12.756	1:22.158	187.6
14	3:32.888	125.155	55.951	1:12.993	1:23.944	189.1
15	3:30.981	126.286	55.344	1:12.376	1:23.261	179.5
16	3:52.529	114.583	55.252	1:20.077	1:37.200	185.0
<i>Ideal</i>	<i>3:29.130</i>	<i>127.404</i>	<i>54.596</i>	<i>1:12.376</i>	<i>1:22.158</i>	<i>189.1</i>

12 **12 Daniel COOPER**

STK Behind **8.431**
 Best Time **3:29.592** Best Speed **127.123** On **10** Gp

Lap	Lap Time	Lap Speed	Sector 1	Sector 2	Sector 3	Speed Trap
1	4:19.661	100.880		1:17.357	1:26.256	156.2
2	3:35.320	123.741	57.414	1:14.511	1:23.395	181.5
3	3:32.792	125.211	55.509	1:13.623	1:23.660	181.5
4	3:34.735	124.078	56.055	1:14.138	1:24.542	182.0
5	3:39.893	121.168	57.837	1:13.791	1:28.265	176.3
6	11:36.140	38.274		1:16.408	1:23.892	126.8
7	1:14:09.967	5.987	55.797	:10:44.614	2:29.556	180.5
8	48:11.553	9.214	45:29.954	1:16.645	1:24.954	161.5
9	3:32.171	125.578	55.384	1:14.023	1:22.764	186.5
10	3:29.592	127.123	54.707	1:12.868	1:22.017	185.5
11	3:30.867	126.354	55.388	1:12.947	1:22.532	182.5
<i>Ideal</i>	<i>3:29.592</i>	<i>127.123</i>	<i>54.707</i>	<i>1:12.868</i>	<i>1:22.017</i>	<i>186.5</i>

Qualifying Classification

Position

13 **111 Brian McCORMACK**
 STK Behind **8.679**
 Best Time **3:29.840** Best Speed **126.973** On **5** Gp

Lap	Lap Time	Lap Speed	Sector 1	Sector 2	Sector 3	Speed Trap
1	4:15.568	102.496		1:15.006	1:23.059	164.6
2	3:31.580	125.929	56.367	1:12.785	1:22.428	176.7
3	3:31.243	126.129	55.817	1:13.145	1:22.281	181.0
4	3:35.109	123.863	56.212	1:13.997	1:24.900	178.1
5	3:29.840	126.973	55.534	1:12.192	1:22.114	178.6
6	3:42.566	119.713	57.534	1:15.221	1:29.811	175.3
7	7:10.927	61.829		1:13.291	1:24.951	161.1
8	4:23.313	101.187	55.815	1:12.231	2:15.267	177.2
9	1:58:50.983	3.736	:56:03.560	1:18.555	1:28.868	163.8
<i>Ideal</i>	<i>3:29.840</i>	<i>126.973</i>	<i>55.534</i>	<i>1:12.192</i>	<i>1:22.114</i>	<i>181.0</i>

14 **27 David JACKSON**

STK Behind **9.800**
 Best Time **3:30.961** Best Speed **126.298** On **11** Gp

Lap	Lap Time	Lap Speed	Sector 1	Sector 2	Sector 3	Speed Trap
1	4:28.546	97.543		1:18.205	1:27.077	161.9
2	3:36.203	123.236	57.383	1:15.119	1:23.701	179.1
3	3:34.224	124.374	56.559	1:14.713	1:22.952	178.6
4	3:33.708	124.675	56.430	1:14.186	1:23.092	178.6
5	3:35.783	123.476	56.977	1:13.791	1:25.015	175.8
6	13:03.372	34.012		1:14.397	1:24.799	166.7
7	2:00:38.623	3.681	:57:56.963	1:16.899	1:24.761	168.3
8	3:33.332	124.894	55.777	1:14.331	1:23.224	180.0
9	3:31.855	125.765	56.041	1:13.778	1:22.036	182.5
10	3:31.754	125.825	55.710	1:13.266	1:22.778	183.5
11	3:30.961	126.298	55.434	1:12.856	1:22.671	179.5
12	3:40.688	120.731	56.666	1:14.484	1:29.538	178.6
<i>Ideal</i>	<i>3:30.326</i>	<i>126.679</i>	<i>55.434</i>	<i>1:12.856</i>	<i>1:22.036</i>	<i>183.5</i>

Superbike First Qualifying



Qualifying Classification

Position

15	11 Dominic HERBERTSON	STK	Behind	10.750		
Best Time	3:31.911	Best Speed	125.732	On 11 Gp		
Lap	Lap Time	Lap Speed	Sector 1	Sector 2	Sector 3	Speed Trap
1	5:06.107	85.574		1:20.709	1:28.651	157.3
2	3:38.146	122.138	57.243	1:16.162	1:24.741	181.5
3	3:36.848	122.869	56.424	1:14.359	1:26.065	185.5
4	3:39.347	121.469	56.597	1:16.458	1:26.292	187.0
5	3:33.470	124.814	56.155	1:14.224	1:23.091	181.5
6	3:32.757	125.232	55.673	1:13.854	1:23.230	182.0
7	3:32.260	125.525	55.489	1:13.612	1:23.159	182.5
8	3:45.379	118.218	55.310	1:14.295	1:35.774	183.5
9	2:02:05.961	3.637		1:16.738	1:25.314	171.3
10	3:32.970	125.107	55.456	1:14.240	1:23.274	185.5
11	3:31.911	125.732	55.250	1:13.285	1:23.376	186.5
12	3:33.206	124.968	55.201	1:13.716	1:24.289	184.0
13	3:32.216	125.551	55.834	1:13.430	1:22.952	186.0
14	3:34.180	124.400	56.554	1:13.331	1:24.295	188.6
15	3:32.651	125.294	55.846	1:13.609	1:23.196	183.0
16	3:36.971	122.800	55.255	1:16.370	1:25.346	183.0
<i>Ideal</i>	3:31.438	126.013	55.201	1:13.285	1:22.952	188.6

16	17 Mark GOODINGS	STK	Behind	11.370		
Best Time	3:32.531	Best Speed	125.365	On 14 Gp		
Lap	Lap Time	Lap Speed	Sector 1	Sector 2	Sector 3	Speed Trap
1	4:44.718	92.002		1:20.748	1:30.772	159.2
2	3:48.874	116.413	58.724	1:19.929	1:30.221	170.5
3	3:44.805	118.520	1:00.597	1:16.577	1:27.631	169.2
4	3:43.297	119.321	59.101	1:16.504	1:27.692	168.7
5	3:41.468	120.306	58.046	1:15.635	1:27.787	175.3
6	3:38.313	122.045	58.076	1:14.805	1:25.432	175.8
7	3:37.936	122.256	57.523	1:15.268	1:25.145	176.7
8	3:42.765	119.606	57.176	1:14.826	1:30.763	178.1
9	2:02:20.233	3.630		1:20.626	1:28.464	164.6
10	3:35.488	123.645	56.908	1:14.746	1:23.834	180.5
11	3:40.996	120.563	56.325	1:14.124	1:30.547	180.0
12	6:21.324	69.872		1:14.414	1:24.634	161.1
13	3:34.997	123.927	57.424	1:13.932	1:23.641	181.0
14	3:32.531	125.365	56.030	1:13.413	1:23.088	175.3
15	3:41.485	120.297	55.563	1:16.689	1:29.233	186.0
<i>Ideal</i>	3:32.064	125.641	55.563	1:13.413	1:23.088	186.0

Qualifying Classification

Position

17	14 Ryan KNEEN	STK	Behind	12.326		
Best Time	3:33.487	Best Speed	124.804	On 5 Gp		
Lap	Lap Time	Lap Speed	Sector 1	Sector 2	Sector 3	Speed Trap
1	5:05.772	85.667		1:21.065	1:29.037	156.6
2	3:37.591	122.450	56.535	1:16.793	1:24.263	180.0
3	3:35.231	123.792	55.161	1:14.198	1:25.872	184.5
4	3:36.212	123.231	58.551	1:13.870	1:23.791	174.9
5	3:33.487	124.804	55.806	1:14.196	1:23.485	180.0
<i>Ideal</i>	3:32.516	125.374	55.161	1:13.870	1:23.485	184.5

18	19 Mike BOOTH	STK	Behind	12.611		
Best Time	3:33.772	Best Speed	124.637	On 10 Gp		
Lap	Lap Time	Lap Speed	Sector 1	Sector 2	Sector 3	Speed Trap
1	5:21.435	81.493		1:21.117	1:33.891	138.8
2	3:54.853	113.450	58.545	1:16.944	1:39.364	175.8
3	13:59.895	31.723		1:15.005	1:28.556	160.3
4	3:38.983	121.671	57.526	1:15.500	1:25.957	174.4
5	3:39.934	121.145	57.588	1:16.063	1:26.283	175.3
6	16:49.160	26.402	58.093			174.4
7	1:45:14.262	4.220		1:16.741	1:27.022	165.4
8	3:35.228	123.794	56.576	1:14.247	1:24.405	170.5
9	3:35.224	123.796	56.137	1:14.573	1:24.514	181.5
10	3:33.772	124.637	56.121	1:13.599	1:24.052	175.8
11	3:34.946	123.957	56.133	1:13.618	1:25.195	178.6
12	3:36.346	123.154	56.595	1:14.672	1:25.079	176.7
<i>Ideal</i>	3:33.772	124.637	56.121	1:13.599	1:24.052	181.5

19	97 Seamus ELLIOTT	STK	Behind	12.654		
Best Time	3:33.815	Best Speed	124.612	On 6 Gp		
Lap	Lap Time	Lap Speed	Sector 1	Sector 2	Sector 3	Speed Trap
1	4:58.484	87.759		1:22.739	1:28.789	165.0
2	3:40.249	120.972	57.564	1:16.096	1:26.589	184.0
3	3:36.107	123.291	56.533	1:14.964	1:24.610	186.5
4	3:41.691	120.185	55.808	1:15.349	1:30.534	185.5
5	10:10.353	43.653		1:15.182	1:26.510	168.3
6	3:33.815	124.612	56.089	1:14.224	1:23.502	185.5
<i>Ideal</i>	3:33.534	124.776	55.808	1:14.224	1:23.502	186.5



SUPERBIKE / SUPERSTOCK

First Qualifying

Wednesday, 08 August 2018

DETAILED SECTOR ANALYSIS

Superbike First Qualifying

Qualifying Classification

Position

20 31 Shaun ANDERSON

STK Behind 13.895

Best Time 3:35.056 Best Speed 123.893 On 14 Gp

Lap	Lap Time	Lap Speed	Sector 1	Sector 2	Sector 3	Speed Trap
1	6:36.365	66.087		1:20.277	1:28.072	159.9
2	3:40.530	120.818	58.246	1:16.647	1:25.637	178.1
3	3:42.529	119.733	57.341	1:15.650	1:29.538	177.7
4	5:58.217	74.379		1:15.054	1:24.779	163.8
5	3:35.979	123.364	56.520	1:14.180	1:25.279	177.7
6	3:39.868	121.182	56.488	1:15.567	1:27.813	178.6
7	9:48.115	45.304		1:48.339	4:26.358	161.9
8	1:56:36.090	3.808		1:22.448	1:27.243	159.6
9	3:37.562	122.466	56.373	1:15.885	1:25.304	181.0
10	3:39.688	121.281	56.434	1:17.443	1:25.811	182.5
11	3:40.688	120.731	56.699	1:15.977	1:28.012	180.5
12	4:48.316	92.412		1:16.134	1:26.071	166.2
13	3:35.402	123.694	56.786	1:14.448	1:24.168	178.1
14	3:35.056	123.893	56.280	1:14.369	1:24.407	180.5
<i>Ideal</i>	<i>3:34.628</i>	<i>124.140</i>	<i>56.280</i>	<i>1:14.180</i>	<i>1:24.168</i>	<i>182.5</i>

21 80 Darren COOPER

STK Behind 14.156

Best Time 3:35.317 Best Speed 123.743 On 4 Gp

Lap	Lap Time	Lap Speed	Sector 1	Sector 2	Sector 3	Speed Trap
1	4:28.434	97.583		1:18.362	1:27.106	166.2
2	3:37.066	122.746	57.194	1:14.705	1:25.167	180.5
3	3:37.724	122.375	56.760	1:15.387	1:25.577	182.0
4	3:35.317	123.743	57.060	1:13.901	1:24.356	182.0
5	3:35.341	123.729	56.562	1:14.471	1:24.308	182.0
6	3:36.883	122.849	56.367	1:14.564	1:25.952	179.5
7	3:40.490	120.840	56.798	1:13.967	1:29.725	179.1
8	2:06:55.860	3.498		1:19.907	1:28.693	155.5
9	3:37.437	122.536	56.524	1:16.059	1:24.854	181.0
10	3:37.473	122.516	56.654	1:15.399	1:25.420	180.0
11	3:35.720	123.512	56.452	1:14.841	1:24.427	179.5
12	3:36.352	123.151	56.478	1:14.600	1:25.274	180.0
13	3:48.590	116.558	57.044	1:16.401	1:35.145	177.7
14	5:33.606	79.867		1:15.555	1:25.747	166.7
<i>Ideal</i>	<i>3:34.576</i>	<i>124.170</i>	<i>56.367</i>	<i>1:13.901</i>	<i>1:24.308</i>	<i>182.0</i>

Qualifying Classification

Position

22 39 Forest DUNN

STK Behind 14.536

Best Time 3:35.697 Best Speed 123.525 On 5 Gp

Lap	Lap Time	Lap Speed	Sector 1	Sector 2	Sector 3	Speed Trap
1	4:49.969	90.336		1:17.844	1:28.640	142.6
2	3:41.353	120.369	57.415	1:16.059	1:27.879	181.0
3	3:37.904	122.274	56.961	1:14.811	1:26.132	184.5
4	10:22.461	42.804	7:43.962	1:14.596	1:23.903	163.0
5	3:35.697	123.525	56.292	1:13.744	1:25.661	183.5
6	4:40.157	95.104	56.724	2:15.105	1:28.328	183.0
7	2:03:04.113	3.608	:00:18.004	1:18.264	1:27.845	164.2
8	3:39.197	121.553	58.226	1:16.401	1:24.570	175.8
9	3:40.050	121.081	57.864	1:16.154	1:26.032	182.5
10	3:38.756	121.798	57.078	1:15.090	1:26.588	181.5
11	3:43.558	119.181	57.071	1:15.210	1:31.277	179.1
<i>Ideal</i>	<i>3:33.939</i>	<i>124.540</i>	<i>56.292</i>	<i>1:13.744</i>	<i>1:23.903</i>	<i>184.5</i>

23 16 Mark PARRETT

STK Behind 15.625

Best Time 3:36.786 Best Speed 122.904 On 7 Gp

Lap	Lap Time	Lap Speed	Sector 1	Sector 2	Sector 3	Speed Trap
1	5:01.739	86.812		1:22.871	1:30.235	145.1
2	3:45.310	118.255	57.301	1:20.591	1:27.418	182.0
3	3:44.792	118.527	56.648	1:19.311	1:28.833	184.0
4	3:37.944	122.251	57.743	1:14.583	1:25.618	174.0
5	3:38.255	122.077	57.016	1:15.188	1:26.051	180.5
6	3:46.444	117.662	1:00.479	1:17.059	1:28.906	170.0
7	3:36.786	122.904	56.477	1:15.128	1:25.181	176.3
8	3:48.473	116.618	57.516	1:19.089	1:31.868	178.6
<i>Ideal</i>	<i>3:36.241</i>	<i>123.214</i>	<i>56.477</i>	<i>1:14.583</i>	<i>1:25.181</i>	<i>184.0</i>

24 71 Davy MORGAN

STK Behind 16.312

Best Time 3:37.473 Best Speed 122.516 On 5 Gp

Lap	Lap Time	Lap Speed	Sector 1	Sector 2	Sector 3	Speed Trap
1	5:57.411	73.290		2:11.243	1:29.784	118.1
2	3:42.262	119.876	57.494	1:18.243	1:26.525	177.2
3	3:42.685	119.649	58.807	1:16.080	1:27.798	179.1
4	3:39.839	121.198	57.190	1:15.814	1:26.835	172.2
5	3:37.473	122.516	57.034	1:14.834	1:25.605	177.2
6	3:45.563	118.122	57.372	1:16.658	1:31.533	174.9
<i>Ideal</i>	<i>3:37.473</i>	<i>122.516</i>	<i>57.034</i>	<i>1:14.834</i>	<i>1:25.605</i>	<i>179.1</i>



Superbike First Qualifying



Qualifying Classification

Position

25 124 Graham KENNEDY

SBK Behind 16.330

Best Time 3:37.491 Best Speed 122.506 On 6 Gp

Lap	Lap Time	Lap Speed	Sector 1	Sector 2	Sector 3	Speed Trap
1	5:52.010	74.415		1:20.111	1:29.911	154.4
2	3:45.028	118.403	59.155	1:16.511	1:29.362	176.3
3	3:45.109	118.360	58.361	1:16.409	1:30.339	176.3
4	3:45.323	118.248	57.218	1:16.084	1:32.021	178.6
5	7:46.690	57.091		1:16.734	1:26.475	164.6
6	3:37.491	122.506	56.760	1:14.971	1:25.760	179.5
7	3:56.412	112.701	56.900	1:15.195	1:44.317	175.3
8	2:01:02.271	3.669		1:22.595	1:33.446	136.3
9	3:42.655	119.665	57.551	1:16.850	1:28.254	180.0
10	3:46.678	117.541	57.828	1:18.678	1:30.172	178.6
11	3:42.822	119.575	58.801	1:16.042	1:27.979	167.5
12	3:38.966	121.681	57.110	1:15.673	1:26.183	179.5
13	3:38.914	121.710	56.854	1:16.204	1:25.856	182.5
14	3:37.687	122.396	56.786	1:15.220	1:25.681	179.5
<i>Ideal</i>	<i>3:37.412</i>	<i>122.551</i>	<i>56.760</i>	<i>1:14.971</i>	<i>1:25.681</i>	<i>182.5</i>

26 59 Dave HEWSON

STK Behind 19.428

Best Time 3:40.589 Best Speed 120.786 On 11 Gp

Lap	Lap Time	Lap Speed	Sector 1	Sector 2	Sector 3	Speed Trap
1	4:59.753	87.388		1:23.587	1:30.142	141.5
2	3:45.800	117.998	58.588	1:19.469	1:27.743	177.2
3	3:50.318	115.683	57.705	1:19.539	1:33.074	178.6
4	10:07.080	43.889		1:17.583	1:27.349	165.8
5	3:42.200	119.910	57.947	1:16.672	1:27.581	178.6
6	3:44.080	118.904	57.138	1:19.088	1:27.854	178.6
7	1:14:12.531	5.984	57.902	1:04:46.853	2:27.776	178.6
8	49:56.732	8.891		1:25.266	1:32.736	155.5
9	3:45.893	117.949	58.378	1:18.590	1:28.925	177.7
10	3:42.135	119.945	57.346	1:16.839	1:27.950	178.1
11	3:40.589	120.786	57.050	1:16.613	1:26.926	178.1
12	3:51.380	115.152	59.546	1:18.543	1:33.291	181.0
<i>Ideal</i>	<i>3:40.589</i>	<i>120.786</i>	<i>57.050</i>	<i>1:16.613</i>	<i>1:26.926</i>	<i>181.0</i>

Qualifying Classification

Position

27 30 Fabrice MIGUET

STK Behind 19.732

Best Time 3:40.893 Best Speed 120.619 On 11 Gp

Lap	Lap Time	Lap Speed	Sector 1	Sector 2	Sector 3	Speed Trap
1	5:09.137	84.735		1:26.939	1:36.727	127.5
2	3:55.443	113.165	1:00.968	1:21.314	1:33.161	172.6
3	14:37.082	30.378		1:20.011	1:32.668	146.1
4	6:28.022	68.666		1:20.174	1:27.591	162.6
5	1:14:20.739	5.973	58.242	1:05:55.540	2:26.957	172.6
6	48:42.118	9.118		1:23.407	1:30.803	147.3
7	3:48.041	116.838	59.276	1:19.577	1:29.188	175.3
8	3:54.147	113.792	59.551	1:19.669	1:34.927	170.9
9	5:34.823	79.576		1:17.343	1:30.033	163.4
10	3:45.116	118.357	58.183	1:18.545	1:28.388	176.3
11	3:40.893	120.619	58.259	1:16.504	1:26.130	170.5
12	3:41.801	120.126	57.495	1:16.986	1:27.320	178.1
<i>Ideal</i>	<i>3:40.129</i>	<i>121.038</i>	<i>57.495</i>	<i>1:16.504</i>	<i>1:26.130</i>	<i>178.1</i>

28 15 David McCONNAGHY

STK Behind 20.423

Best Time 3:41.584 Best Speed 120.243 On 8 Gp

Lap	Lap Time	Lap Speed	Sector 1	Sector 2	Sector 3	Speed Trap
1	4:44.326	92.129		1:20.740	1:32.363	149.0
2	3:49.561	116.065	58.645	1:20.326	1:30.590	177.2
3	3:44.245	118.816	58.335	1:17.536	1:28.374	179.5
4	3:43.337	119.299	58.445	1:17.054	1:27.838	177.2
5	3:53.358	114.176	57.865	1:15.778	1:39.715	176.7
6	27:25.992	16.187				155.1
7	1:45:25.891	4.212		1:18.556	1:28.682	153.0
8	3:41.584	120.243	56.170	1:16.645	1:28.769	183.5
9	3:44.053	118.918	57.583	1:18.322	1:28.148	182.0
10	3:43.403	119.264	57.948	1:17.714	1:27.741	182.0
11	3:42.097	119.965	58.014	1:17.150	1:26.933	178.6
12	3:51.252	115.216	57.542	1:20.381	1:33.329	181.0
<i>Ideal</i>	<i>3:38.881</i>	<i>121.728</i>	<i>56.170</i>	<i>1:15.778</i>	<i>1:26.933</i>	<i>183.5</i>

Superbike First Qualifying



Qualifying Classification

Position

29 88 Josh DALEY

STK Behind 21.289

Best Time 3:42.450 Best Speed 119.775 On 9 Gp

Lap	Lap Time	Lap Speed	Sector 1	Sector 2	Sector 3	Speed Trap
1	5:31.298	79.067		1:24.373	1:31.797	159.9
2	3:48.256	116.728	58.970	1:20.458	1:28.828	180.0
3	3:51.117	115.283	58.631	1:19.491	1:32.995	178.1
4	1:31:15.154	4.866		1:05:52.819	2:29.890	168.7
5	50:05.043	8.866		1:22.200	1:29.901	168.3
6	3:45.240	118.291	57.691	1:19.893	1:27.656	186.0
7	3:44.556	118.652	57.663	1:19.168	1:27.725	186.0
8	3:43.713	119.099	57.329	1:17.787	1:28.597	184.5
9	3:42.450	119.775	57.067	1:17.361	1:28.022	183.5
10	3:45.440	118.186	56.828	1:17.248	1:31.364	184.5
<i>Ideal</i>	3:41.732	120.163	56.828	1:17.248	1:27.656	186.0

30 58 Eric WILSON

STK Behind 21.494

Best Time 3:42.655 Best Speed 119.665 On 7 Gp

Lap	Lap Time	Lap Speed	Sector 1	Sector 2	Sector 3	Speed Trap
1	5:04.226	86.103		1:22.910	1:31.554	147.3
2	3:45.369	118.224	58.831	1:18.480	1:28.058	169.6
3	3:44.015	118.938	57.829	1:18.067	1:28.119	180.0
4	3:46.503	117.632	59.464	1:17.190	1:29.849	173.5
5	3:44.353	118.759	58.074	1:17.944	1:28.335	168.7
6	3:45.685	118.058	58.393	1:18.037	1:29.255	174.0
7	3:42.655	119.665	57.355	1:17.124	1:28.176	176.7
8	3:44.816	118.515	59.804	1:17.401	1:27.611	174.0
9	15:57.773	27.819	58.515			175.8
<i>Ideal</i>	3:42.090	119.969	57.355	1:17.124	1:27.611	180.0

Qualifying Classification

Position

31 119 Kris DUNCAN

STK Behind 21.948

Best Time 3:43.109 Best Speed 119.421 On 10 Gp

Lap	Lap Time	Lap Speed	Sector 1	Sector 2	Sector 3	Speed Trap
1	5:28.425	79.758		1:23.566	1:30.603	138.3
2	3:50.804	115.440	1:00.606	1:20.460	1:29.738	174.9
3	3:47.445	117.145	57.827	1:18.004	1:31.614	181.5
4	3:45.738	118.030	57.449	1:18.846	1:29.443	183.0
5	3:44.322	118.776	58.237	1:17.673	1:28.412	180.5
6	3:49.961	115.863	57.881	1:19.006	1:33.074	177.2
7	2:08:51.150	3.446		1:22.613	1:31.795	148.6
8	3:47.280	117.230	58.829	1:19.112	1:29.339	180.5
9	3:44.833	118.506	57.732	1:17.482	1:29.619	179.5
10	3:43.109	119.421	57.704	1:17.411	1:27.994	175.3
11	3:44.011	118.940	57.751	1:17.718	1:28.542	179.5
12	4:04.613	108.923	1:00.247	1:23.265	1:41.101	176.7
<i>Ideal</i>	3:42.854	119.558	57.449	1:17.411	1:27.994	183.0

32 67 Paul WILLIAMS

STK Behind 23.747

Best Time 3:44.908 Best Speed 118.466 On 7 Gp

Lap	Lap Time	Lap Speed	Sector 1	Sector 2	Sector 3	Speed Trap
1	4:43.899	92.268		1:21.838	1:32.068	156.9
2	3:49.452	116.120	58.907	1:20.110	1:30.435	178.1
3	3:50.908	115.388	59.407	1:18.796	1:32.705	162.6
4	4:39.573	95.302		1:19.068	1:28.637	161.9
5	3:47.322	117.208	57.902	1:19.667	1:29.753	185.5
6	3:46.260	117.758	58.651	1:19.222	1:28.387	173.1
7	3:44.908	118.466	58.026	1:18.935	1:27.947	181.0
8	3:57.743	112.070	58.026	1:18.633	1:41.084	181.0
9	2:01:01.640	3.669		1:25.137	1:32.378	154.1
10	3:51.035	115.324	58.623	1:22.381	1:30.031	172.6
11	3:47.467	117.133	57.866	1:20.044	1:29.557	181.5
12	3:50.075	115.806	59.701	1:19.908	1:30.466	170.9
13	3:49.900	115.894	58.849	1:19.760	1:31.291	173.5
<i>Ideal</i>	3:44.446	118.710	57.866	1:18.633	1:27.947	185.5

Superbike First Qualifying



Qualifying Classification

Position

33 00 Patricia FERNANDEZ

STK Behind 23.858

Best Time 3:45.019 Best Speed 118.408 On 3 Gp

Lap	Lap Time	Lap Speed	Sector 1	Sector 2	Sector 3	Speed Trap
1	8:29.939	51.368		1:20.895	1:29.743	149.6
2	3:47.742	116.992	59.507	1:19.434	1:28.801	170.5
3	3:45.019	118.408	59.283	1:17.970	1:27.766	171.3
4	3:45.074	118.379	58.443	1:18.270	1:28.361	162.6
5	3:49.522	116.085	1:00.467	1:19.967	1:29.088	158.8
6	3:47.004	117.372	58.524	1:20.100	1:28.380	171.8
7	3:46.746	117.506	58.673	1:18.932	1:29.141	172.6
8	16:03.271	27.660	1:00.715			170.0
9	1:47:19.554	4.138		1:23.486	1:31.963	152.3
10	3:48.621	116.542	58.984	1:20.496	1:29.141	174.9
11	4:35.876	96.579	58.750	1:23.308	2:13.818	174.9
<i>Ideal</i>	<i>3:44.179</i>	<i>118.851</i>	<i>58.443</i>	<i>1:17.970</i>	<i>1:27.766</i>	<i>174.9</i>

34 44 Barry FURBER

STK Behind 24.570

Best Time 3:45.731 Best Speed 118.034 On 11 Gp

Lap	Lap Time	Lap Speed	Sector 1	Sector 2	Sector 3	Speed Trap
1	5:36.421	77.863		1:30.033	1:35.547	144.2
2	4:01.542	110.308	1:00.802	1:25.240	1:35.500	179.1
3	3:55.659	113.061	1:01.198	1:24.052	1:30.409	172.2
4	3:49.292	116.201	59.202	1:20.432	1:29.658	181.0
5	3:49.492	116.100	58.817	1:19.317	1:31.358	171.3
6	3:55.275	113.246	1:00.298	1:19.981	1:34.996	156.6
7	22:09.174	20.046				164.2
8	1:45:50.409	4.196		1:25.330	1:33.467	151.6
9	3:51.335	115.175	59.395	1:21.884	1:30.056	169.6
10	3:48.083	116.817	58.420	1:19.566	1:30.097	180.5
11	3:45.731	118.034	58.504	1:19.257	1:27.970	180.0
12	3:47.771	116.977	58.738	1:20.187	1:28.846	180.5
13	3:49.065	116.316	58.629	1:21.805	1:28.631	180.5
14	3:50.579	115.552	57.967	1:18.792	1:33.820	180.5
<i>Ideal</i>	<i>3:44.729</i>	<i>118.560</i>	<i>57.967</i>	<i>1:18.792</i>	<i>1:27.970</i>	<i>181.0</i>

Qualifying Classification

Position

35 49 Raul TORRAS

STK Behind 24.873

Best Time 3:46.034 Best Speed 117.876 On 6 Gp

Lap	Lap Time	Lap Speed	Sector 1	Sector 2	Sector 3	Speed Trap
1	4:51.404	89.891		1:23.646	1:32.689	157.3
2	3:51.875	114.907	59.171	1:21.272	1:31.432	169.2
3	3:49.885	115.901	59.178	1:20.216	1:30.491	175.8
4	3:54.555	113.594	1:01.307	1:22.011	1:31.237	156.6
5	3:48.362	116.674	59.071	1:19.678	1:29.613	178.6
6	3:46.034	117.876	58.351	1:19.341	1:28.342	178.1
7	3:47.485	117.124	58.047	1:20.690	1:28.748	177.2
8	3:48.039	116.839	57.965	1:18.264	1:31.810	179.1
9	2:01:43.647	3.648		1:25.738	1:32.505	158.4
10	3:48.498	116.605	58.062	1:21.559	1:28.877	185.5
11	3:49.992	115.847	59.006	1:20.326	1:30.660	178.1
12	3:49.735	115.977	59.668	1:20.087	1:29.980	179.5
13	3:47.907	116.907	59.194	1:19.854	1:28.859	179.5
14	3:49.292	116.201	58.808	1:19.059	1:31.425	180.0
<i>Ideal</i>	<i>3:44.571</i>	<i>118.644</i>	<i>57.965</i>	<i>1:18.264</i>	<i>1:28.342</i>	<i>185.5</i>

36 46 George SPENCE

STK Behind 25.311

Best Time 3:46.472 Best Speed 117.648 On 13 Gp

Lap	Lap Time	Lap Speed	Sector 1	Sector 2	Sector 3	Speed Trap
1	5:05.708	85.685		1:26.151	1:34.827	126.1
2	3:53.077	114.314	1:00.519	1:21.336	1:31.222	165.4
3	3:50.830	115.427	59.527	1:20.404	1:30.899	172.2
4	3:48.160	116.778	59.254	1:19.535	1:29.371	173.5
5	3:51.219	115.233	59.110	1:18.675	1:33.434	176.7
6	7:35.561	58.486		1:19.782	1:29.657	155.5
7	3:48.398	116.656	59.097	1:18.821	1:30.480	176.7
8	2:01:41.235	3.649		1:23.693	1:31.934	153.4
9	3:49.162	116.267	59.145	1:20.039	1:29.978	180.5
10	3:56.533	112.644	59.011	1:22.501	1:35.021	179.1
11	3:48.678	116.513	59.285	1:19.363	1:30.030	168.3
12	3:47.559	117.086	59.136	1:19.190	1:29.233	176.3
13	3:46.472	117.648	58.598	1:19.738	1:28.136	182.0
14	3:55.396	113.188	58.220	1:21.929	1:35.247	176.7
<i>Ideal</i>	<i>3:45.031</i>	<i>118.401</i>	<i>58.220</i>	<i>1:18.675</i>	<i>1:28.136</i>	<i>182.0</i>

Superbike First Qualifying



Qualifying Classification

Position

37 54 Tom WEEDEN

STK Behind 25.526

Best Time 3:46.687 Best Speed 117.536 On 13 Gp

Lap	Lap Time	Lap Speed	Sector 1	Sector 2	Sector 3	Speed Trap
1	4:57.028	88.189		1:23.703	1:32.787	141.2
2	3:54.012	113.857	1:00.840	1:21.573	1:31.599	159.2
3	3:50.747	115.468	59.906	1:20.460	1:30.381	165.0
4	3:50.811	115.436	1:00.331	1:20.204	1:30.276	164.2
5	3:47.837	116.943	58.955	1:19.330	1:29.552	168.7
6	3:49.450	116.121	59.070	1:20.221	1:30.159	166.2
7	3:49.754	115.967	59.307	1:19.609	1:30.838	160.3
8	3:58.353	111.784	1:00.010	1:19.757	1:38.586	161.1
9	2:01:44.849	3.647		1:28.411	1:33.256	150.3
10	3:46.843	117.456	58.760	1:18.867	1:29.216	167.9
11	3:49.787	115.951	59.211	1:20.124	1:30.452	163.8
12	3:47.162	117.291	58.489	1:19.717	1:28.956	169.2
13	3:46.687	117.536	58.328	1:18.410	1:29.949	169.2
14	4:02.154	110.029	1:00.741	1:24.380	1:37.033	166.2
<i>Ideal</i>	3:45.694	118.053	58.328	1:18.410	1:28.956	169.2

38 28 Paul GARTLAND

STK Behind 25.767

Best Time 3:46.928 Best Speed 117.412 On 14 Gp

Lap	Lap Time	Lap Speed	Sector 1	Sector 2	Sector 3	Speed Trap
1	6:04.854	71.795		1:40.658	1:50.708	127.3
2	6:26.859	68.873		1:23.966	1:32.372	137.4
3	4:00.546	110.765	1:02.186	1:22.291	1:36.069	156.9
4	7:06.661	62.448		1:21.124	1:30.714	133.6
5	3:52.706	114.496	59.876	1:20.826	1:32.004	172.6
6	3:55.860	112.965	1:00.729	1:20.846	1:34.285	157.3
7	15:52.524	27.972	2:19.763			165.0
8	1:45:59.650	4.190		1:26.398	1:31.145	132.0
9	3:49.484	116.104	59.199	1:21.274	1:29.011	167.5
10	3:49.817	115.936	59.293	1:20.455	1:30.069	172.2
11	3:49.461	116.115	1:00.112	1:20.171	1:29.178	162.2
12	3:48.192	116.761	59.836	1:19.570	1:28.786	161.5
13	3:48.557	116.575	59.294	1:19.207	1:30.056	173.5
14	3:46.928	117.412	59.351	1:19.298	1:28.279	164.6
<i>Ideal</i>	3:46.685	117.537	59.199	1:19.207	1:28.279	173.5

Qualifying Classification

Position

39 64 Stephen McKNIGHT

STK Behind 25.926

Best Time 3:47.087 Best Speed 117.329 On 9 Gp

Lap	Lap Time	Lap Speed	Sector 1	Sector 2	Sector 3	Speed Trap
1	5:29.968	79.386		1:29.547	1:41.933	113.7
2	6:20.958	69.939		1:20.316	1:31.214	154.4
3	3:48.415	116.647	1:00.005	1:18.570	1:29.840	174.4
4	3:47.786	116.969	1:00.085	1:17.952	1:29.749	174.0
5	3:48.927	116.386	1:00.520	1:17.329	1:31.078	172.6
6	7:56.638	55.900	1:00.784	5:14.997	1:40.857	154.1
7	2:02:06.042	3.637		1:25.090	1:32.494	152.7
8	3:48.116	116.800	59.210	1:20.309	1:28.597	176.3
9	3:47.087	117.329	58.775	1:17.912	1:30.400	176.7
10	3:48.464	116.622	59.136	1:17.825	1:31.503	173.1
11	3:56.736	112.547	58.990	1:18.152	1:39.594	173.1
<i>Ideal</i>	3:44.701	118.575	58.775	1:17.329	1:28.597	176.7

40 182 Xavier DENIS

STK Behind 26.114

Best Time 3:47.275 Best Speed 117.232 On 6 Gp

Lap	Lap Time	Lap Speed	Sector 1	Sector 2	Sector 3	Speed Trap
1	5:24.779	80.654		1:27.066	1:37.266	154.4
2	11:11.763	39.663		1:22.370	1:30.313	157.3
3	3:47.891	116.915	59.147	1:18.363	1:30.381	182.0
4	3:47.286	117.227	58.587	1:19.024	1:29.675	180.5
5	3:47.547	117.092	58.065	1:19.054	1:30.428	183.5
6	3:47.275	117.232	57.878	1:18.548	1:30.849	183.0
<i>Ideal</i>	3:45.916	117.937	57.878	1:18.363	1:29.675	183.5

Superbike First Qualifying



Qualifying Classification

Position

41 48 Craig NEVE

STK Behind 26.850

Best Time 3:48.011 Best Speed 116.854 On 14 Gp

Lap	Lap Time	Lap Speed	Sector 1	Sector 2	Sector 3	Speed Trap
1	5:26.446	80.242		1:25.654	1:36.914	139.1
2	3:59.673	111.168	1:02.314	1:23.579	1:33.780	140.3
3	3:57.322	112.269	1:01.338	1:22.214	1:33.770	150.6
4	3:54.705	113.521	1:00.063	1:21.481	1:33.161	157.7
5	3:53.717	114.001	1:00.333	1:21.510	1:31.874	157.3
6	3:54.949	113.403	1:00.403	1:19.092	1:35.454	148.6
7	8:34.153	51.821		1:21.412	2:16.177	150.6
8	1:59:26.738	3.718		1:23.670	1:33.320	162.2
9	3:52.257	114.718	1:00.062	1:21.216	1:30.979	153.0
10	3:49.723	115.983	59.162	1:19.885	1:30.676	159.2
11	3:50.456	115.614	59.464	1:19.980	1:31.012	163.8
12	3:52.089	114.801	59.165	1:19.916	1:33.008	162.6
13	5:08.731	86.302		1:20.293	1:29.758	162.2
14	3:48.011	116.854	59.041	1:19.843	1:29.127	165.0
<i>Ideal</i>	<i>3:47.260</i>	<i>117.240</i>	<i>59.041</i>	<i>1:19.092</i>	<i>1:29.127</i>	<i>165.0</i>

42 32 Donald MacFADYEN

STK Behind 27.791

Best Time 3:48.952 Best Speed 116.374 On 5 Gp

Lap	Lap Time	Lap Speed	Sector 1	Sector 2	Sector 3	Speed Trap
1	5:10.556	84.348		1:26.632	1:35.826	141.2
2	4:00.689	110.699	1:03.332	1:22.531	1:34.826	160.7
3	3:56.065	112.867	1:01.196	1:22.099	1:32.770	170.0
4	3:54.688	113.529	1:00.811	1:22.103	1:31.774	169.6
5	3:48.952	116.374	59.239	1:19.744	1:29.969	173.5
6	3:50.287	115.699	1:00.143	1:19.997	1:30.147	159.6
7	3:50.333	115.676	59.111	1:20.524	1:30.698	175.3
8	4:06.632	108.031	1:00.388	1:21.023	1:45.221	172.6
<i>Ideal</i>	<i>3:48.824</i>	<i>116.439</i>	<i>59.111</i>	<i>1:19.744</i>	<i>1:29.969</i>	<i>175.3</i>

Qualifying Classification

Position

43 20 Sam JOHNSON

STK Behind 33.546

Best Time 3:54.707 Best Speed 113.520 On 3 Gp

Lap	Lap Time	Lap Speed	Sector 1	Sector 2	Sector 3	Speed Trap
1	5:11.770	84.019		1:24.942	1:34.021	133.9
2	3:59.944	111.042	1:02.262	1:22.828	1:34.854	169.2
3	3:54.707	113.520	1:01.050	1:22.003	1:31.654	166.7
4	3:59.218	111.379	1:00.736	1:22.633	1:35.849	169.2
5	6:28.692	68.548		1:19.863	1:31.042	150.3
6	3:58.631	111.653	59.686	1:22.047	1:36.898	162.6
<i>Ideal</i>	<i>3:50.591</i>	<i>115.546</i>	<i>59.686</i>	<i>1:19.863</i>	<i>1:31.042</i>	<i>169.2</i>

44 69 Dave WOOLAMS

STK Behind 36.804

Best Time 3:57.965 Best Speed 111.966 On 5 Gp

Lap	Lap Time	Lap Speed	Sector 1	Sector 2	Sector 3	Speed Trap
1	5:27.860	79.896		1:29.624	1:39.230	124.2
2	4:02.549	109.850	1:03.934	1:24.452	1:34.163	151.6
3	3:58.913	111.522	1:04.617	1:22.589	1:31.707	155.9
4	3:59.436	111.278	1:02.757	1:23.915	1:32.764	158.8
5	3:57.965	111.966	1:03.180	1:22.475	1:32.310	154.4
6	4:03.443	109.446	1:02.990	1:22.675	1:37.778	155.1
<i>Ideal</i>	<i>3:56.939</i>	<i>112.451</i>	<i>1:02.757</i>	<i>1:22.475</i>	<i>1:31.707</i>	<i>158.8</i>

45 70 Paul MACKEY

STK Behind 37.190

Best Time 3:58.351 Best Speed 111.785 On 5 Gp

Lap	Lap Time	Lap Speed	Sector 1	Sector 2	Sector 3	Speed Trap
1	5:10.066	84.481		1:27.209	1:36.481	124.5
2	4:00.925	110.590	1:02.421	1:23.014	1:35.490	168.3
3	4:05.292	108.621	1:04.291	1:24.073	1:36.928	153.4
4	9:14.455	48.054		1:23.413	1:35.833	154.1
5	3:58.351	111.785	1:02.037	1:22.426	1:33.888	161.5
6	4:06.653	108.022	1:02.676	1:24.288	1:39.689	167.9
7	2:06:41.938	3.505		1:28.036	1:35.034	157.7
8	4:01.663	110.253	1:01.927	1:24.904	1:34.832	169.6
9	4:05.725	108.430	1:04.274	1:25.296	1:36.155	160.7
10	4:03.988	109.202	1:02.974	1:25.573	1:35.441	167.1
11	4:02.797	109.738	1:02.868	1:24.234	1:35.695	164.2
<i>Ideal</i>	<i>3:58.241</i>	<i>111.836</i>	<i>1:01.927</i>	<i>1:22.426</i>	<i>1:33.888</i>	<i>169.6</i>



Superbike First Qualifying



Qualifying Classification

Position

46 51 Euan MESTON

STK Behind 37.925

Best Time 3:59.086 Best Speed 111.441 On 10 Gp

Lap	Lap Time	Lap Speed	Sector 1	Sector 2	Sector 3	Speed Trap
1	5:32.690	78.736		1:27.715	1:38.793	135.2
2	4:04.248	109.086	1:03.510	1:25.720	1:35.018	158.8
3	4:01.801	110.190	1:02.073	1:24.112	1:35.616	154.8
4	4:02.337	109.946	1:01.637	1:23.125	1:37.575	166.2
5	4:06.063	108.281	1:03.729	1:24.024	1:38.310	137.4
6	7:34.388	58.637		1:24.196	1:36.759	156.9
7	7:14.329	61.345	1:04.475	1:22.683	4:47.171	143.0
8	1:57:15.098	3.787		1:29.422	1:37.688	151.6
9	4:00.691	110.698	1:01.214	1:23.341	1:36.136	167.1
10	3:59.086	111.441	1:00.985	1:23.413	1:34.688	161.1
11	4:00.218	110.916	1:00.250	1:22.356	1:37.612	171.8
<i>Ideal</i>	<i>3:57.294</i>	<i>112.282</i>	<i>1:00.250</i>	<i>1:22.356</i>	<i>1:34.688</i>	<i>171.8</i>

Non Qualifiers

Position

47 43 Stephen DEGNAN

STK Behind 51.582

Best Time 4:12.743 Best Speed 105.419 On 8 Gp

Lap	Lap Time	Lap Speed	Sector 1	Sector 2	Sector 3	Speed Trap
1	5:46.457	75.607		1:35.917	1:44.651	130.7
2	4:20.124	102.428	1:07.356	1:31.730	1:41.038	139.4
3	4:15.771	104.171	1:05.521	1:31.044	1:39.206	142.6
4	4:15.778	104.168	1:05.748	1:28.932	1:41.098	149.3
5	10:43.099	41.431		1:29.516	1:39.025	140.9
6	30:19.703	14.642	1:06.040	26:40.966	2:32.697	141.5
7	1:34:14.179	4.712		1:36.036	1:41.071	120.2
8	4:12.743	105.419	1:05.007	1:29.796	1:37.940	142.0
9	4:13.120	105.262	1:05.472	1:29.478	1:38.170	144.8
10	4:13.675	105.032	1:05.209	1:29.474	1:38.992	148.3
11	4:12.995	105.314	1:05.907	1:28.936	1:38.152	155.9
12	4:14.034	104.883	1:05.862	1:29.733	1:38.439	145.7
<i>Ideal</i>	<i>4:11.879</i>	<i>105.781</i>	<i>1:05.007</i>	<i>1:28.932</i>	<i>1:37.940</i>	<i>155.9</i>

MCE INSURANCE ULSTER GRAND PRIX

SUPERBIKE / SUPERSTOCK

First Qualifying

SECTOR ANALYSIS

Perfect Lap (sum of best sectors) = 3:19.976



SECTOR 1 FINISH - TULLYRUSK			SECTOR 2 TULLYRUSK - JORDAN'S		SECTOR 3 JORDAN'S - FINISH		IDEAL / BEST COMPARISON				
Pos	No Name	Time	No Name	Time	No Name	Time	Pos	No Name	Ideal Time	Best Tim	Diff
1	5 Dean HARRISON	52.335	5 Dean HARRISON	1:08.913	5 Dean HARRISON	1:18.728	1	5 Dean HARRISON	3:19.976	3:21.161	1.185
2	60 Peter HICKMAN	52.405	1 Conor CUMMINS	1:09.836	60 Peter HICKMAN	1:19.199	2	60 Peter HICKMAN	3:21.983	3:21.983	0.000
3	1 Conor CUMMINS	53.000	60 Peter HICKMAN	1:10.379	1 Conor CUMMINS	1:19.403	3	1 Conor CUMMINS	3:22.239	3:22.239	0.000
4	9 David JOHNSON	53.471	86 Derek McGEE	1:10.416	9 David JOHNSON	1:20.607	4	77 Davey TODD	3:25.144	3:25.510	0.366
5	13 Lee JOHNSTON	53.532	77 Davey TODD	1:10.960	77 Davey TODD	1:20.639	5	9 David JOHNSON	3:25.578	3:25.578	0.000
6	77 Davey TODD	53.545	9 David JOHNSON	1:11.500	13 Lee JOHNSTON	1:20.653	6	13 Lee JOHNSTON	3:25.767	3:25.767	0.000
7	86 Derek McGEE	53.691	13 Lee JOHNSTON	1:11.582	86 Derek McGEE	1:21.463	7	86 Derek McGEE	3:25.570	3:26.146	0.576
8	62 Sam WEST	54.013	22 Paul JORDAN	1:11.682	56 Adam McLEAN	1:21.473	8	22 Paul JORDAN	3:28.073	3:28.073	0.000
9	22 Paul JORDAN	54.369	56 Adam McLEAN	1:11.804	12 Daniel COOPER	1:22.017	9	62 Sam WEST	3:28.724	3:28.817	0.093
10	65 Michael SWEENEY	54.596	111 Brian McCORMACK	1:12.192	22 Paul JORDAN	1:22.022	10	56 Adam McLEAN	3:28.021	3:28.845	0.824
11	12 Daniel COOPER	54.707	62 Sam WEST	1:12.371	27 David JACKSON	1:22.036	11	65 Michael SWEENEY	3:29.130	3:29.524	0.394
12	56 Adam McLEAN	54.744	65 Michael SWEENEY	1:12.376	111 Brian McCORMACK	1:22.114	12	12 Daniel COOPER	3:29.592	3:29.592	0.000
13	14 Ryan KNEEN	55.161	27 David JACKSON	1:12.856	65 Michael SWEENEY	1:22.158	13	111 Brian McCORMACK	3:29.840	3:29.840	0.000
14	11 Dominic HERBERTSON	55.201	12 Daniel COOPER	1:12.868	62 Sam WEST	1:22.340	14	27 David JACKSON	3:30.326	3:30.961	0.635
15	27 David JACKSON	55.434	11 Dominic HERBERTSON	1:13.285	11 Dominic HERBERTSON	1:22.952	15	11 Dominic HERBERTSON	3:31.438	3:31.911	0.473
16	111 Brian McCORMACK	55.534	17 Mark GOODINGS	1:13.413	17 Mark GOODINGS	1:23.088	16	17 Mark GOODINGS	3:32.064	3:32.531	0.467
17	17 Mark GOODINGS	55.563	19 Mike BOOTH	1:13.599	14 Ryan KNEEN	1:23.485	17	14 Ryan KNEEN	3:32.516	3:33.487	0.971
18	97 Seamus ELLIOTT	55.808	39 Forest DUNN	1:13.744	97 Seamus ELLIOTT	1:23.502	18	19 Mike BOOTH	3:33.772	3:33.772	0.000
19	19 Mike BOOTH	56.121	14 Ryan KNEEN	1:13.870	39 Forest DUNN	1:23.903	19	97 Seamus ELLIOTT	3:33.534	3:33.815	0.281
20	15 David McCONNAGHY	56.170	80 Darren COOPER	1:13.901	19 Mike BOOTH	1:24.052	20	31 Shaun ANDERSON	3:34.628	3:35.056	0.428
21	31 Shaun ANDERSON	56.280	31 Shaun ANDERSON	1:14.180	31 Shaun ANDERSON	1:24.168	21	80 Darren COOPER	3:34.576	3:35.317	0.741
22	39 Forest DUNN	56.292	97 Seamus ELLIOTT	1:14.224	80 Darren COOPER	1:24.308	22	39 Forest DUNN	3:33.939	3:35.697	1.758
23	80 Darren COOPER	56.367	16 Mark PARRETT	1:14.583	16 Mark PARRETT	1:25.181	23	16 Mark PARRETT	3:36.241	3:36.786	0.545
24	16 Mark PARRETT	56.477	71 Davy MORGAN	1:14.834	71 Davy MORGAN	1:25.605	24	71 Davy MORGAN	3:37.473	3:37.473	0.000
25	124 Graham KENNEDY	56.760	124 Graham KENNEDY	1:14.971	124 Graham KENNEDY	1:25.681	25	124 Graham KENNEDY	3:37.412	3:37.491	0.079
26	88 Josh DALEY	56.828	15 David McCONNAGHY	1:15.778	30 Fabrice MIGUET	1:26.130	26	59 Dave HEWSON	3:40.589	3:40.589	0.000
27	71 Davy MORGAN	57.034	30 Fabrice MIGUET	1:16.504	59 Dave HEWSON	1:26.926	27	30 Fabrice MIGUET	3:40.129	3:40.893	0.764
28	59 Dave HEWSON	57.050	59 Dave HEWSON	1:16.613	15 David McCONNAGHY	1:26.933	28	15 David McCONNAGHY	3:38.881	3:41.584	2.703
29	58 Eric WILSON	57.355	58 Eric WILSON	1:17.124	58 Eric WILSON	1:27.611	29	88 Josh DALEY	3:41.732	3:42.450	0.718
30	119 Kris DUNCAN	57.449	88 Josh DALEY	1:17.248	88 Josh DALEY	1:27.656	30	58 Eric WILSON	3:42.090	3:42.655	0.565
31	30 Fabrice MIGUET	57.495	64 Stephen McKNIGHT	1:17.329	00 Patricia FERNANDEZ	1:27.766	31	119 Kris DUNCAN	3:42.854	3:43.109	0.255
32	67 Paul WILLIAMS	57.866	119 Kris DUNCAN	1:17.411	67 Paul WILLIAMS	1:27.947	32	67 Paul WILLIAMS	3:44.446	3:44.908	0.462
33	182 Xavier DENIS	57.878	00 Patricia FERNANDEZ	1:17.970	44 Barry FURBER	1:27.970	33	00 Patricia FERNANDEZ	3:44.179	3:45.019	0.840
34	49 Raul TORRAS	57.965	49 Raul TORRAS	1:18.264	119 Kris DUNCAN	1:27.994	34	44 Barry FURBER	3:44.729	3:45.731	1.002
35	44 Barry FURBER	57.967	182 Xavier DENIS	1:18.363	46 George SPENCE	1:28.136	35	49 Raul TORRAS	3:44.571	3:46.034	1.463
36	46 George SPENCE	58.220	54 Tom WEEDEN	1:18.410	28 Paul GARTLAND	1:28.279	36	46 George SPENCE	3:45.031	3:46.472	1.441
37	54 Tom WEEDEN	58.328	67 Paul WILLIAMS	1:18.633	49 Raul TORRAS	1:28.342	37	54 Tom WEEDEN	3:45.694	3:46.687	0.993
38	00 Patricia FERNANDEZ	58.443	46 George SPENCE	1:18.675	64 Stephen McKNIGHT	1:28.597	38	28 Paul GARTLAND	3:46.685	3:46.928	0.243
39	64 Stephen McKNIGHT	58.775	44 Barry FURBER	1:18.792	54 Tom WEEDEN	1:28.956	39	64 Stephen McKNIGHT	3:44.701	3:47.087	2.386
40	48 Craig NEVE	59.041	48 Craig NEVE	1:19.092	48 Craig NEVE	1:29.127	40	182 Xavier DENIS	3:45.916	3:47.275	1.359
41	32 Donald MacFADYEN	59.111	28 Paul GARTLAND	1:19.207	182 Xavier DENIS	1:29.675	41	48 Craig NEVE	3:47.260	3:48.011	0.751
42	28 Paul GARTLAND	59.199	32 Donald MacFADYEN	1:19.744	32 Donald MacFADYEN	1:29.969	42	32 Donald MacFADYEN	3:48.824	3:48.952	0.128
43	20 Sam JOHNSON	59.686	20 Sam JOHNSON	1:19.863	20 Sam JOHNSON	1:31.042	43	20 Sam JOHNSON	3:50.591	3:54.707	4.116
44	51 Euan MESTON	1:00.250	51 Euan MESTON	1:22.356	69 Dave WOOLAMS	1:31.707	44	69 Dave WOOLAMS	3:56.939	3:57.965	1.026
45	70 Paul MACKEY	1:01.927	70 Paul MACKEY	1:22.426	70 Paul MACKEY	1:33.888	45	70 Paul MACKEY	3:58.241	3:58.351	0.110
46	69 Dave WOOLAMS	1:02.757	69 Dave WOOLAMS	1:22.475	51 Euan MESTON	1:34.688	46	51 Euan MESTON	3:57.294	3:59.086	1.792
47	43 Stephen DEGNAN	1:05.007	43 Stephen DEGNAN	1:28.932	43 Stephen DEGNAN	1:37.940	47	43 Stephen DEGNAN	4:11.879	4:12.743	0.864

MCE INSURANCE ULSTER GRAND PRIX

SUPERBIKE / SUPERSTOCK

First Qualifying

Wednesday, 08 August 2018



SPEED TRAP ON FLYING KILO

Class No/Name **Fastest** Lap 1 Lap 2 Lap 3 Lap 4 Lap 5 Lap 6 Lap 7 Lap 8 Lap 9 Lap 10 Lap 11 Lap 12

Superbike First Qualifying

SBK	60	Peter HICKMAN	196.9	171.8	194.6	195.2	196.9										
SBK	5	Dean HARRISON	196.9	172.6	191.8	192.4	193.5	192.9	174.4	176.7	194.6	196.9	192.4	193.5	193.5		
SBK	13	Lee JOHNSTON	195.7	139.7	190.7	190.2	169.2	191.8	186.5	193.5	195.7						
SBK	9	David JOHNSON	194.0	166.2	188.1	179.5	174.4	194.0	183.0								
SBK	86	Derek McGEE	190.2	156.6	187.6	170.0	190.2	185.5	185.5	186.0	186.5						
SBK	62	Sam WEST	190.2	151.6	186.5	187.0	173.5	187.0	187.0	190.2	187.6	187.6	188.1	186.0			
SBK	1	Conor CUMMINS	189.1	134.1	189.1	189.1	186.5										
SBK	77	Davey TODD	189.1	164.2	185.5	164.2	187.6	189.1	187.6	187.6	186.0	185.5					
SBK	22	Paul JORDAN	189.1	132.5	184.0	185.5	168.3	184.5	185.0	183.0	170.5	189.1	188.6	185.5	189.1		
SBK	65	Michael SWEENEY	189.1	166.2	180.0	186.0	184.5	183.5	183.5	186.0	185.0	168.7	187.0	187.0	186.5		
SBK	11	Dominic HERBERTSON	188.6	157.3	181.5	185.5	187.0	181.5	182.0	182.5	183.5	171.3	185.5	186.5	184.0		
SBK	12	Daniel COOPER	186.5	156.2	181.5	181.5	182.0	176.3	126.8	180.5	161.5	186.5	185.5	182.5			
SBK	97	Seamus ELLIOTT	186.5	165.0	184.0	186.5	185.5	168.3	185.5								
SBK	17	Mark GOODINGS	186.0	159.2	170.5	169.2	168.7	175.3	175.8	176.7	178.1	164.6	180.5	180.0	161.1		
SBK	56	Adam McLEAN	186.0	165.4	183.0	186.0	183.5	183.5	180.0	182.5	168.7	186.0	186.0	185.0	185.0		
SBK	88	Josh DALEY	186.0	159.9	180.0	178.1	168.7	168.3	186.0	186.0	184.5	183.5	184.5				
SBK	67	Paul WILLIAMS	185.5	156.9	178.1	162.6	161.9	185.5	173.1	181.0	181.0	154.1	172.6	181.5	170.9		
SBK	49	Raul TORRAS	185.5	157.3	169.2	175.8	156.6	178.6	178.1	177.2	179.1	158.4	185.5	178.1	179.5		
SBK	39	Forest DUNN	184.5	142.7	181.0	184.5	163.0	183.5	183.0	164.2	175.8	182.5	181.5	179.1			
SBK	14	Ryan KNEEN	184.5	156.6	180.0	184.5	174.9	180.0									
SBK	16	Mark PARRETT	184.0	145.1	182.0	184.0	174.0	180.5	170.0	176.3	178.6						
SBK	15	David McCONNAGHY	183.5	149.0	177.2	179.5	177.2	176.7	155.1	153.0	183.5	182.0	182.0	178.6	181.0		
SBK	182	Xavier DENIS	183.5	154.4	157.3	182.0	180.5	183.5	183.0								
SBK	27	David JACKSON	183.5	161.9	179.1	178.6	178.6	175.8	166.7	168.3	180.0	182.5	183.5	179.5	178.6		
SBK	119	Kris DUNCAN	183.0	138.3	174.9	181.5	183.0	180.5	177.2	148.6	180.5	179.5	175.3	179.5	176.7		
SBK	124	Graham KENNEDY	182.5	154.4	176.3	176.3	178.6	164.6	179.5	175.3	136.3	180.0	178.6	167.5	179.5		
SBK	31	Shaun ANDERSON	182.5	159.9	178.1	177.7	163.8	177.7	178.6	161.9	159.6	181.0	182.5	180.5	166.2		
SBK	46	George SPENCE	182.0	126.1	165.4	172.2	173.5	176.7	155.5	176.7	153.4	180.5	179.1	168.3	176.3		
SBK	80	Darren COOPER	182.0	166.2	180.5	182.0	182.0	182.0	179.5	179.1	155.5	181.0	180.0	179.5	180.0		
SBK	19	Mike BOOTH	181.5	138.8	175.8	160.3	174.4	175.3	174.4	165.4	170.5	181.5	175.8	178.6	176.7		
SBK	111	Brian McCORMACK	181.0	164.6	176.7	181.0	178.1	178.6	175.3	161.1	177.2	163.8					
SBK	44	Barry FURBER	181.0	144.2	179.1	172.2	181.0	171.3	156.6	164.2	151.6	169.6	180.5	180.0	180.5		
SBK	59	Dave HEWSON	181.0	141.5	177.2	178.6	165.8	178.6	178.6	178.6	155.5	177.7	178.1	178.1	181.0		
SBK	58	Eric WILSON	180.0	147.3	169.6	180.0	173.5	168.7	174.0	176.7	174.0	175.8					
SBK	71	Davy MORGAN	179.1	118.1	177.2	179.1	172.2	177.2	174.9								
SBK	30	Fabrice MIGUET	178.1	127.5	172.6	146.1	162.6	172.6	147.3	175.3	170.9	163.4	176.3	170.5	178.1		
SBK	64	Stephen McKNIGHT	176.7	113.7	154.4	174.4	174.0	172.6	154.1	152.7	176.3	176.7	173.1	173.1			
SBK	32	Donald MacFADYEN	175.3	141.2	160.7	170.0	169.6	173.5	159.6	175.3	172.6						
SBK	00	Patricia FERNANDEZ	174.9	149.6	170.5	171.3	162.6	158.8	171.8	172.6	170.0	152.3	174.9	174.9			



SPEED TRAP ON FLYING KILO

Class	No/Name	Fastest	Lap 1	Lap 2	Lap 3	Lap 4	Lap 5	Lap 6	Lap 7	Lap 8	Lap 9	Lap 10	Lap 11	Lap 12
SBK	28 Paul GARTLAND	173.5	127.3 <u>173.5</u>	137.4 164.6	156.9	133.6	172.6	157.3	165.0	132.0	167.5	172.2	162.2	161.5
SBK	51 Euan MESTON	171.8	135.2	158.8	154.8	166.2	137.4	156.9	143.0	151.6	167.1	161.1	<u>171.8</u>	
SBK	70 Paul MACKEY	169.6	124.5	168.3	153.4	154.1	161.5	167.9	157.7	<u>169.6</u>	160.7	167.1	164.2	
SBK	54 Tom WEEDEN	169.2	141.2 <u>169.2</u>	159.2 166.2	165.0	164.2	168.7	166.2	160.3	161.1	150.3	167.9	163.8	<u>169.2</u>
SBK	20 Sam JOHNSON	169.2	133.9	<u>169.2</u>	166.7	<u>169.2</u>	150.3	162.6						
SBK	48 Craig NEVE	165.0	139.1 162.2	140.3 <u>165.0</u>	150.6	157.7	157.3	148.6	150.6	162.2	153.0	159.2	163.8	162.6
SBK	69 Dave WOOLAMS	158.8	124.2	151.6	155.9	<u>158.8</u>	154.4	155.1						
SBK	43 Stephen DEGNAN	155.9	130.7	139.4	142.7	149.3	140.9	141.5	120.2	142.0	144.8	148.3	<u>155.9</u>	145.7



**MCE INSURANCE ULSTER GRAND PRIX
SUPERBIKE
Second Qualifying
Thursday, 09 August 2018**



Qualifying Time

3:56.521


Qualifying Speed

112.649

Pos	Class	No	Name	Machine / Sponsor	Time	Best Lap		On	Total Laps	Qualifying Laps
						Behind	Speed			
Qualifying Classification										
1	SBK	1	Conor CUMMINS	Honda - Padgett's Motorcycles	3:18.631		134.138	4	7	4
2	SBK	5	Dean HARRISON	Kawasaki - Silicone Engineering Racing	3:19.534	0.903	133.531	4	12	10
3	SBK	9	David JOHNSON	BMW - Tyco BMW Motorrad	3:21.642	3.011	132.135	5	6	5
4	SBK	77	Davey TODD	Suzuki - Cookstown BE Racing	3:22.016	3.385	131.890	7	7	5
5	SBK	13	Lee JOHNSTON	Honda - Honda Racing	3:23.689	5.058	130.807	2	4	3
6	SBK	22	Paul JORDAN	Kawasaki - Dafabet Devitt Racing	3:25.945	7.314	129.374	9	10	7
7	SBK	62	Sam WEST	BMW - PRL-OHR Motorsport	3:25.977	7.346	129.354	8	12	9
8	SBK	65	Michael SWEENEY	BW - MJR Racing	3:26.827	8.196	128.822	4	6	5
9	SBK	12	Daniel COOPER	BMW - IMP Cross Engineering	3:28.985	10.354	127.492	5	10	8
10	SBK	11	Dominic HERBERTSON	Kawasaki - Dafabet Devitt Racing	3:29.608	10.977	127.113	8	11	8
11	SBK	14	Ryan KNEEN	BMW - Charmer Builders	3:30.288	11.657	126.702	3	3	2
12	SBK	27	David JACKSON	BMW	3:30.770	12.139	126.412	10	10	7
13	SBK	31	Shaun ANDERSON	Suzuki - Anderson Race Developments	3:30.829	12.198	126.377	7	8	7
14	SBK	19	Mike BOOTH	Kawasaki - Fastbikes	3:30.937	12.306	126.312	8	10	8
15	SBK	80	Darren COOPER	BMW - NW Racing	3:31.987	13.356	125.687	3	5	4
16	SBK	17	Mark GOODINGS	Kawasaki - PMH / Pennine Stone	3:32.355	13.724	125.469	12	12	10
17	SBK	39	Forest DUNN	Kawasaki - Forest Dunn Racing	3:32.412	13.781	125.435	3	8	5
18	SBK	59	Dave HEWSON	BMW - Obsession Engineering	3:35.991	17.360	123.357	5	10	7
19	SBK	88	Josh DALEY	Kawasaki - Josh Daley Racing	3:36.382	17.751	123.134	4	6	3
20	SBK	124	Graham KENNEDY	BMW - TD Racing	3:36.993	18.362	122.787	10	10	8
21	SBK	119	Kris DUNCAN	Kawasaki - Turriff Caravan/Cameron Autotech	3:37.191	18.560	122.675	3	6	5
22	SBK	30	Fabrice MIGUET	Kawasaki	3:38.075	19.444	122.178	2	4	3
23	SBK	16	Mark PARRETT	BMW - C & C Ltd.	3:38.165	19.534	122.128	4	8	7
24	SBK	46	George SPENCE	Yamaha - Dod Spence Racing	3:38.755	20.124	121.798	5	10	8
25	SBK	54	Tom WEEDEN	Honda - Tom Weeden Racing	3:38.916	20.285	121.709	3	7	6
26	SBK	182	Xavier DENIS	Honda - Optimark Road Racing	3:38.968	20.337	121.680	6	7	5
27	SBK	48	Craig NEVE	BMW - CN Racing	3:39.034	20.403	121.643	9	10	8
28	SBK	58	Eric WILSON	BMW - Obsession Engineering	3:39.074	20.443	121.621	2	4	3
29	SBK	32	Donald MacFADYEN	BMW	3:39.209	20.578	121.546	6	11	9
30	SBK	67	Paul WILLIAMS	BMW - Paul Potchy Williams	3:39.429	20.798	121.424	6	10	8
31	SBK	28	Paul GARTLAND	Kawasaki - North West Gas	3:40.069	21.438	121.071	7	8	5
32	SBK	20	Sam JOHNSON	Kawasaki - JK Construction/Colin Dunlop	3:40.395	21.764	120.892	3	8	6
33	SBK	44	Barry FURBER	Kawasaki	3:40.679	22.048	120.736	3	10	7
34	SBK	00	Patricia FERNANDEZ	Kawasaki - Magic Bullet Motorsport	3:42.902	24.271	119.532	2	4	2
35	SBK	64	Stephen McKNIGHT	BMW - McKnight Racing	3:43.239	24.608	119.352	3	5	4
Non Qualifiers										
SBK	60	Peter HICKMAN	BMW - Smith's Racing BMW		3:20.745	2.114	132.725	3	3	1
SBK	71	Davy MORGAN	BMW - DM71		3:37.467	18.836	122.520	2	3	1
SBK	69	Dave WOOLAMS	Suzuki		3:53.560	34.929	114.078	3	3	1
SBK	70	Paul MACKEY	Kawasaki - Glenn Scott Motorcycles		3:58.015	39.384	111.942	2	8	0
SBK	43	Stephen DEGNAN	Kawasaki - PMH Promotions		3:58.857	40.226	111.548	8	10	0

Provisional result to be confirmed by the Stewards of the Meeting subject to completion of technical inspections & the time limit for protests

Page 1 / 1

Circuit	Dundrod	Signed	Organising Club	Dundrod & District MCC
Length(miles)	7.4011	 Chief Timekeeper	Qualifying Started	13:36
Weather	Sunny		Issued At:	14:31
Track	Dry, 31°C			



Qualifying Classification

Position

1 1 Conor CUMMINS

SBK Behind

Best Time **3:18.631** Best Speed **134.138** On **4** Gp

Lap	Lap Time	Lap Speed	Sector 1	Sector 2	Sector 3	Speed Trap
1	5:28.458	79.750		1:14.186	1:22.757	165.8
2	3:31.180	126.167	54.144	1:12.887	1:24.149	192.4
3	24:53.506	17.840		1:12.640	1:21.505	166.2
4	3:18.631	134.138	52.102	1:08.453	1:18.076	190.2
5	3:32.671	125.283	55.097	1:12.376	1:25.198	186.0
6	4:39.140	95.450		1:10.455	1:21.536	166.2
7	3:27.518	128.393	54.158	1:12.005	1:21.355	189.1
<i>Ideal</i>	<i>3:18.631</i>	<i>134.138</i>	<i>52.102</i>	<i>1:08.453</i>	<i>1:18.076</i>	<i>192.4</i>

2 5 Dean HARRISON

SBK Behind **0.903**

Best Time **3:19.534** Best Speed **133.531** On **4** Gp

Lap	Lap Time	Lap Speed	Sector 1	Sector 2	Sector 3	Speed Trap
1	4:43.508	92.395		1:13.839	1:23.929	116.7
2	3:21.811	132.024	52.643	1:10.069	1:19.099	196.3
3	3:20.303	133.018	52.821	1:09.207	1:18.275	195.2
4	3:19.534	133.531	52.261	1:09.224	1:18.049	194.6
5	3:20.133	133.131	52.312	1:09.090	1:18.731	193.5
6	3:19.625	133.470	52.670	1:08.570	1:18.385	192.4
7	3:34.415	124.264	53.143	1:10.472	1:30.800	191.8
8	7:32.014	58.945		1:10.437	1:20.424	169.2
9	3:22.742	131.418	53.495	1:09.663	1:19.584	192.4
10	3:21.425	132.277	52.470	1:09.465	1:19.490	192.9
11	3:19.836	133.329	52.577	1:08.764	1:18.495	191.8
12	3:25.384	129.728	52.403	1:10.216	1:22.765	194.0
<i>Ideal</i>	<i>3:18.880</i>	<i>133.970</i>	<i>52.261</i>	<i>1:08.570</i>	<i>1:18.049</i>	<i>196.3</i>

3 9 David JOHNSON

SBK Behind **3.011**

Best Time **3:21.642** Best Speed **132.135** On **5** Gp

Lap	Lap Time	Lap Speed	Sector 1	Sector 2	Sector 3	Speed Trap
1	4:41.718	92.982		1:15.511	1:23.190	133.1
2	3:23.775	130.752	53.443	1:10.654	1:19.678	192.9
3	3:26.962	128.738	53.637	1:12.284	1:21.041	192.9
4	3:22.740	131.419	52.802	1:10.172	1:19.766	194.6
5	3:21.642	132.135	53.001	1:10.035	1:18.606	191.3
6	3:40.781	120.680	57.261	1:15.184	1:28.336	191.3
<i>Ideal</i>	<i>3:21.443</i>	<i>132.266</i>	<i>52.802</i>	<i>1:10.035</i>	<i>1:18.606</i>	<i>194.6</i>

Qualifying Classification

Position

4 77 Davey TODD

SBK Behind **3.385**

Best Time **3:22.016** Best Speed **131.890** On **7** Gp

Lap	Lap Time	Lap Speed	Sector 1	Sector 2	Sector 3	Speed Trap
1	8:24.394	51.933		1:11.049	1:23.403	167.1
2	3:24.210	130.473	54.013	1:10.080	1:20.117	190.7
3	3:22.357	131.668	53.491	1:09.644	1:19.222	189.1
4	3:29.691	127.063	53.952	1:10.052	1:25.687	187.6
5	22:02.711	20.143		1:11.536	1:24.375	169.6
6	3:27.917	128.147	53.502	1:09.292	1:25.123	187.0
7	3:22.016	131.890	53.182	1:09.750	1:19.084	187.6
<i>Ideal</i>	<i>3:21.558</i>	<i>132.190</i>	<i>53.182</i>	<i>1:09.292</i>	<i>1:19.084</i>	<i>190.7</i>

5 13 Lee JOHNSTON

SBK Behind **5.058**

Best Time **3:23.689** Best Speed **130.807** On **2** Gp

Lap	Lap Time	Lap Speed	Sector 1	Sector 2	Sector 3	Speed Trap
1	4:42.304	92.789		1:15.445	1:25.072	127.3
2	3:23.689	130.807	53.364	1:10.352	1:19.973	191.3
3	3:23.744	130.772	53.350	1:11.122	1:19.272	194.0
4	3:40.530	120.818	52.941	1:15.311	1:32.278	195.2
<i>Ideal</i>	<i>3:22.565</i>	<i>131.533</i>	<i>52.941</i>	<i>1:10.352</i>	<i>1:19.272</i>	<i>195.2</i>

6 22 Paul JORDAN

SBK Behind **7.314**

Best Time **3:25.945** Best Speed **129.374** On **9** Gp

Lap	Lap Time	Lap Speed	Sector 1	Sector 2	Sector 3	Speed Trap
1	5:41.508	76.703		1:14.117	1:28.411	167.9
2	3:41.979	120.029	1:02.474	1:15.986	1:23.519	155.1
3	3:29.337	127.278	55.280	1:11.805	1:22.252	189.7
4	3:27.803	128.217	54.142	1:11.696	1:21.965	187.0
5	3:45.121	118.354	56.154	1:16.686	1:32.281	188.1
6	11:26.494	38.812		1:19.682	1:31.150	146.7
7	4:17.884	103.318	54.285	1:56.694	1:26.905	187.6
8	3:26.774	128.855	54.365	1:11.867	1:20.542	187.6
9	3:25.945	129.374	53.797	1:11.180	1:20.968	188.6
10	3:48.622	116.542	57.609	1:18.254	1:32.759	185.5
<i>Ideal</i>	<i>3:25.519</i>	<i>129.642</i>	<i>53.797</i>	<i>1:11.180</i>	<i>1:20.542</i>	<i>189.7</i>

MCE INSURANCE ULSTER GRAND PRIX

SUPERBIKE

Second Qualifying

Thursday, 09 August 2018

DETAILED SECTOR ANALYSIS



Qualifying Classification

Position

7 62 Sam WEST

SBK Behind 7.346

Best Time 3:25.977 Best Speed 129.354 On 8 Gp

Lap	Lap Time	Lap Speed	Sector 1	Sector 2	Sector 3	Speed Trap
1	4:14.742	102.828		1:14.161	1:23.413	169.6
2	3:27.918	128.146	54.638	1:12.041	1:21.239	187.0
3	3:26.746	128.873	53.965	1:11.736	1:21.045	188.6
4	3:26.083	129.288	53.819	1:11.020	1:21.244	189.1
5	3:41.472	120.304	56.676	1:14.831	1:29.965	185.5
6	4:29.748	98.774		1:12.963	1:22.469	171.8
7	3:28.332	127.892	54.291	1:12.467	1:21.574	190.2
8	3:25.977	129.354	53.996	1:11.151	1:20.830	188.1
9	3:40.745	120.700	55.698	1:13.476	1:31.571	186.5
10	8:02.960	55.168		1:14.237	1:22.786	170.5
11	3:26.098	129.278	53.850	1:11.274	1:20.974	188.1
12	3:25.995	129.343	53.665	1:11.130	1:21.200	189.7
Ideal	3:25.515	129.645	53.665	1:11.020	1:20.830	190.2

8 65 Michael SWEENEY

SBK Behind 8.196

Best Time 3:26.827 Best Speed 128.822 On 4 Gp

Lap	Lap Time	Lap Speed	Sector 1	Sector 2	Sector 3	Speed Trap
1	4:33.820	95.664		1:14.904	1:24.545	165.0
2	3:30.115	126.807	55.522	1:12.612	1:21.981	184.0
3	3:28.958	127.509	54.888	1:13.128	1:20.942	185.5
4	3:26.827	128.822	53.623	1:11.620	1:21.584	190.2
5	3:30.373	126.651	54.528	1:12.142	1:23.703	186.0
6	3:48.952	116.374	56.334	1:14.518	1:38.100	185.0
Ideal	3:26.185	129.224	53.623	1:11.620	1:20.942	190.2

9 12 Daniel COOPER

SBK Behind 10.354

Best Time 3:28.985 Best Speed 127.492 On 5 Gp

Lap	Lap Time	Lap Speed	Sector 1	Sector 2	Sector 3	Speed Trap
1	4:43.162	92.508		1:15.301	1:23.982	136.0
2	3:30.525	126.560	54.895	1:13.105	1:22.525	185.5
3	3:31.349	126.066	55.398	1:13.439	1:22.512	185.5
4	3:33.229	124.955	58.222	1:12.753	1:22.254	184.0
5	3:28.985	127.492	54.534	1:12.346	1:22.105	185.0
6	3:47.968	116.876	56.184	1:17.843	1:33.941	184.0
7	14:22.467	30.893		1:14.151	1:23.410	156.9
8	3:29.307	127.296	54.727	1:12.897	1:21.683	184.5
9	3:29.174	127.377	54.495	1:12.570	1:22.109	184.0
10	3:29.242	127.336	54.742	1:12.711	1:21.789	184.0
Ideal	3:28.524	127.774	54.495	1:12.346	1:21.683	185.5

Qualifying Classification

Position

10 11 Dominic HERBERTSON

SBK Behind 10.977

Best Time 3:29.608 Best Speed 127.113 On 8 Gp

Lap	Lap Time	Lap Speed	Sector 1	Sector 2	Sector 3	Speed Trap
1	5:47.739	75.329		1:12.089	1:24.882	157.3
2	3:35.925	123.395	56.563	1:16.105	1:23.257	181.5
3	3:57.730	112.077	55.583	1:40.649	1:21.498	180.0
4	3:30.388	126.642	54.554	1:12.759	1:23.075	188.6
5	3:32.343	125.476	54.947	1:12.623	1:24.773	185.0
6	3:42.129	119.948	57.067	1:12.405	1:32.657	186.5
7	10:10.037	43.676		1:12.281	1:24.616	169.6
8	3:29.608	127.113	54.741	1:12.685	1:22.182	185.5
9	3:30.378	126.648	54.693	1:13.065	1:22.620	185.5
10	3:29.834	126.976	54.743	1:12.779	1:22.312	184.5
11	3:30.494	126.578	55.002	1:12.796	1:22.696	185.5
Ideal	3:28.141	128.009	54.554	1:12.089	1:21.498	188.6

11 14 Ryan KNEEN

SBK Behind 11.657

Best Time 3:30.288 Best Speed 126.702 On 3 Gp

Lap	Lap Time	Lap Speed	Sector 1	Sector 2	Sector 3	Speed Trap
1	4:50.903	90.046		1:17.046	1:24.109	166.7
2	3:32.412	125.435	55.688	1:12.631	1:24.093	183.5
3	3:30.288	126.702	55.687	1:12.430	1:22.171	183.5
Ideal	3:30.288	126.702	55.687	1:12.430	1:22.171	183.5

12 27 David JACKSON

SBK Behind 12.139

Best Time 3:30.770 Best Speed 126.412 On 10 Gp

Lap	Lap Time	Lap Speed	Sector 1	Sector 2	Sector 3	Speed Trap
1	4:17.870	101.581		1:15.225	1:24.296	165.8
2	3:32.537	125.362	56.012	1:13.749	1:22.776	178.6
3	3:32.134	125.600	55.923	1:14.056	1:22.155	178.1
4	3:32.521	125.371	56.005	1:13.390	1:23.126	177.2
5	3:32.317	125.491	55.591	1:12.977	1:23.749	182.0
6	5:03.819	87.697		1:13.308	1:22.048	166.7
7	3:34.301	124.330	55.552	1:15.023	1:23.726	177.7
8	3:31.450	126.006	56.007	1:13.079	1:22.364	180.5
9	13:52.808	31.993	55.744	1:14.240	1:22.917	162.6
10	3:30.770	126.412	55.453	1:13.212	1:22.105	179.5
Ideal	3:30.478	126.588	55.453	1:12.977	1:22.048	182.0



Qualifying Classification

Position

13	31 Shaun ANDERSON	SBK	Behind	12.198		
Best Time	3:30.829	Best Speed	126.377	On 7 Gp		
Lap	Lap Time	Lap Speed	Sector 1	Sector 2	Sector 3	Speed Trap
1	6:10.263	70.746		1:16.765	1:25.490	159.2
2	3:33.511	124.790	56.444	1:13.772	1:23.295	179.5
3	3:33.985	124.513	56.689	1:14.053	1:23.243	183.5
4	3:33.859	124.587	56.685	1:12.953	1:24.221	177.7
5	3:32.777	125.220	56.365	1:11.709	1:24.703	182.0
6	3:32.354	125.470	57.042	1:12.531	1:22.781	185.5
7	3:30.829	126.377	55.529	1:12.596	1:22.704	180.5
8	3:41.418	120.333	57.194	1:15.237	1:28.987	175.3
<i>Ideal</i>	<i>3:29.942</i>	<i>126.911</i>	<i>55.529</i>	<i>1:11.709</i>	<i>1:22.704</i>	<i>185.5</i>

14	19 Mike BOOTH	SBK	Behind	12.306		
Best Time	3:30.937	Best Speed	126.312	On 8 Gp		
Lap	Lap Time	Lap Speed	Sector 1	Sector 2	Sector 3	Speed Trap
1	9:53.041	44.170		1:15.788	1:26.095	159.9
2	3:36.116	123.285	56.959	1:15.165	1:23.992	175.8
3	3:34.020	124.493	56.413	1:13.628	1:23.979	177.2
4	3:35.229	123.794	56.086	1:14.807	1:24.336	176.3
5	3:32.131	125.601	55.451	1:12.749	1:23.931	178.6
6	3:41.740	120.159	57.197	1:15.233	1:29.310	175.8
7	8:09.660	54.413		1:12.647	1:23.594	162.6
8	3:30.937	126.312	55.525	1:12.539	1:22.873	177.2
9	3:34.001	124.504	55.555	1:14.804	1:23.642	176.3
10	3:31.339	126.072	56.126	1:12.702	1:22.511	176.7
<i>Ideal</i>	<i>3:30.501</i>	<i>126.574</i>	<i>55.451</i>	<i>1:12.539</i>	<i>1:22.511</i>	<i>178.6</i>

15	80 Darren COOPER	SBK	Behind	13.356		
Best Time	3:31.987	Best Speed	125.687	On 3 Gp		
Lap	Lap Time	Lap Speed	Sector 1	Sector 2	Sector 3	Speed Trap
1	4:44.465	92.084		1:14.167	1:24.127	114.7
2	3:32.000	125.679	55.940	1:12.957	1:23.103	183.0
3	3:31.987	125.687	56.304	1:13.084	1:22.599	182.0
4	3:32.961	125.112	55.936	1:13.575	1:23.450	183.0
5	3:40.377	120.902	55.802	1:13.761	1:30.814	180.5
<i>Ideal</i>	<i>3:31.358</i>	<i>126.061</i>	<i>55.802</i>	<i>1:12.957</i>	<i>1:22.599</i>	<i>183.0</i>

Qualifying Classification

Position

16	17 Mark GOODINGS	SBK	Behind	13.724		
Best Time	3:32.355	Best Speed	125.469	On 12 Gp		
Lap	Lap Time	Lap Speed	Sector 1	Sector 2	Sector 3	Speed Trap
1	5:01.409	86.907		1:17.268	1:25.451	154.4
2	3:39.292	121.500	56.448	1:15.766	1:27.078	182.5
3	3:40.612	120.773	57.577	1:17.120	1:25.915	181.5
4	3:39.187	121.558	56.246	1:16.178	1:26.763	182.0
5	3:42.965	119.498	58.616	1:17.068	1:27.281	167.9
6	3:38.142	122.140	56.427	1:15.996	1:25.719	181.0
7	3:36.807	122.893	57.520	1:13.448	1:25.839	165.8
8	3:34.627	124.141	57.253	1:13.753	1:23.621	171.3
9	3:33.524	124.782	56.283	1:13.601	1:23.640	179.5
10	3:39.729	121.258	56.543	1:13.643	1:29.543	179.5
11	6:33.617	67.690		1:14.391	1:24.683	164.2
12	3:32.355	125.469	56.041	1:12.568	1:23.746	180.5
<i>Ideal</i>	<i>3:32.230</i>	<i>125.543</i>	<i>56.041</i>	<i>1:12.568</i>	<i>1:23.621</i>	<i>182.5</i>

17	39 Forest DUNN	SBK	Behind	13.781		
Best Time	3:32.412	Best Speed	125.435	On 3 Gp		
Lap	Lap Time	Lap Speed	Sector 1	Sector 2	Sector 3	Speed Trap
1	5:52.033	74.410		1:14.153	1:26.559	161.1
2	6:04.697	73.058		1:12.920	1:23.753	166.2
3	3:32.412	125.435	55.943	1:13.536	1:22.933	182.0
4	3:36.090	123.300	55.880	1:13.413	1:26.797	182.5
5	12:12.312	36.383		1:13.988	1:23.690	165.4
6	3:33.470	124.814	56.201	1:13.740	1:23.529	181.0
7	3:33.910	124.557	56.663	1:13.731	1:23.516	182.5
8	3:35.859	123.432	56.291	1:13.780	1:25.788	182.5
<i>Ideal</i>	<i>3:31.733</i>	<i>125.838</i>	<i>55.880</i>	<i>1:12.920</i>	<i>1:22.933</i>	<i>182.5</i>



Qualifying Classification

Position

18 59 Dave HEWSON

SBK Behind 17.360

Best Time 3:35.991 Best Speed 123.357 On 5 Gp

Lap	Lap Time	Lap Speed	Sector 1	Sector 2	Sector 3	Speed Trap
1	5:13.154	83.648		1:18.428	1:27.241	160.7
2	3:42.637	119.674	56.492	1:15.343	1:30.802	181.0
3	5:59.542	74.105		1:16.418	1:25.496	166.7
4	3:36.409	123.119	56.202	1:14.325	1:25.882	179.5
5	3:35.991	123.357	55.896	1:13.988	1:26.107	180.0
6	3:36.676	122.967	56.235	1:14.991	1:25.450	178.6
7	3:36.114	123.287	56.218	1:14.608	1:25.288	178.6
8	3:51.394	115.145	58.495	1:18.386	1:34.513	177.7
9	9:17.329	47.807		1:15.489	1:26.288	166.2
10	3:37.613	122.437	57.392	1:14.154	1:26.067	179.5
<i>Ideal</i>	<i>3:35.172</i>	<i>123.826</i>	<i>55.896</i>	<i>1:13.988</i>	<i>1:25.288</i>	<i>181.0</i>

19 88 Josh DALEY

SBK Behind 17.751

Best Time 3:36.382 Best Speed 123.134 On 4 Gp

Lap	Lap Time	Lap Speed	Sector 1	Sector 2	Sector 3	Speed Trap
1	5:21.693	81.428		1:18.234	1:27.056	165.8
2	4:25.388	100.396	56.937	1:16.353	2:12.098	187.6
3	5:43.832	77.491		1:15.874	1:25.051	169.6
4	3:36.382	123.134	56.043	1:15.078	1:25.261	187.0
5	3:37.624	122.431	56.219	1:16.187	1:25.218	184.0
6	3:40.102	121.053	56.470	1:15.606	1:28.026	183.5
<i>Ideal</i>	<i>3:36.172</i>	<i>123.254</i>	<i>56.043</i>	<i>1:15.078</i>	<i>1:25.051</i>	<i>187.6</i>

20 124 Graham KENNEDY

SBK Behind 18.362

Best Time 3:36.993 Best Speed 122.787 On 10 Gp

Lap	Lap Time	Lap Speed	Sector 1	Sector 2	Sector 3	Speed Trap
1	5:09.627	84.601		1:18.526	1:28.467	145.1
2	3:38.050	122.192	56.559	1:15.166	1:26.325	185.5
3	3:40.347	120.918	56.954	1:16.308	1:27.085	182.5
4	3:41.507	120.285	57.702	1:15.727	1:28.078	177.7
5	3:41.117	120.497	56.693	1:15.588	1:28.836	175.3
6	14:46.418	30.058		1:16.980	1:28.634	156.9
7	3:37.912	122.269	56.500	1:15.493	1:25.919	180.0
8	3:39.142	121.583	57.020	1:15.737	1:26.385	180.0
9	3:37.707	122.384	56.732	1:15.200	1:25.775	179.1
10	3:36.993	122.787	56.798	1:14.737	1:25.458	180.0
<i>Ideal</i>	<i>3:36.695</i>	<i>122.956</i>	<i>56.500</i>	<i>1:14.737</i>	<i>1:25.458</i>	<i>185.5</i>

Qualifying Classification

Position

21 119 Kris DUNCAN

SBK Behind 18.560

Best Time 3:37.191 Best Speed 122.675 On 3 Gp

Lap	Lap Time	Lap Speed	Sector 1	Sector 2	Sector 3	Speed Trap
1	4:48.060	90.935		1:15.635	1:25.737	150.3
2	3:37.475	122.515	56.421	1:14.531	1:26.523	183.5
3	3:37.191	122.675	56.236	1:14.670	1:26.285	179.1
4	3:38.467	121.959	57.235	1:15.423	1:25.809	182.5
5	3:37.435	122.538	56.327	1:15.453	1:25.655	183.5
6	3:54.107	113.811	59.228	1:20.427	1:34.452	183.5
<i>Ideal</i>	<i>3:36.422</i>	<i>123.111</i>	<i>56.236</i>	<i>1:14.531</i>	<i>1:25.655</i>	<i>183.5</i>

22 30 Fabrice MIGUET

SBK Behind 19.444

Best Time 3:38.075 Best Speed 122.178 On 2 Gp

Lap	Lap Time	Lap Speed	Sector 1	Sector 2	Sector 3	Speed Trap
1	4:46.235	91.515		1:16.956	1:27.843	135.2
2	3:38.075	122.178	57.101	1:15.167	1:25.807	182.0
3	3:38.931	121.700	57.820	1:15.920	1:25.191	170.0
4	3:46.794	117.481	57.197	1:15.748	1:33.849	184.0
<i>Ideal</i>	<i>3:37.459</i>	<i>122.524</i>	<i>57.101</i>	<i>1:15.167</i>	<i>1:25.191</i>	<i>184.0</i>

23 16 Mark PARRETT

SBK Behind 19.534

Best Time 3:38.165 Best Speed 122.128 On 4 Gp

Lap	Lap Time	Lap Speed	Sector 1	Sector 2	Sector 3	Speed Trap
1	5:46.757	75.542		1:21.071	1:29.137	140.0
2	3:44.094	118.896	59.838	1:17.367	1:26.889	180.0
3	3:42.620	119.684	57.997	1:17.334	1:27.289	182.0
4	3:38.165	122.128	57.002	1:15.546	1:25.617	180.0
5	3:41.584	120.243	57.388	1:16.976	1:27.220	176.3
6	3:40.822	120.658	57.299	1:16.335	1:27.188	178.1
7	3:38.549	121.913	57.081	1:15.354	1:26.114	180.5
8	3:48.458	116.625	57.798	1:16.957	1:33.703	177.7
<i>Ideal</i>	<i>3:37.973</i>	<i>122.235</i>	<i>57.002</i>	<i>1:15.354</i>	<i>1:25.617</i>	<i>182.0</i>



Qualifying Classification

Position

24	46 George SPENCE	SBK	Behind	20.124		
Best Time	3:38.755	Best Speed	121.798	On 5 Gp		
Lap	Lap Time	Lap Speed	Sector 1	Sector 2	Sector 3	Speed Trap
1	4:58.512	87.751		1:19.576	1:27.032	154.1
2	3:41.935	120.053	57.405	1:17.320	1:27.210	181.5
3	3:43.139	119.405	58.440	1:18.688	1:26.011	174.0
4	3:45.329	118.245	58.370	1:19.290	1:27.669	164.2
5	3:38.755	121.798	56.711	1:15.752	1:26.292	180.0
6	3:46.525	117.620	58.020	1:17.748	1:30.757	177.2
7	9:19.550	47.617		1:18.342	1:28.468	153.0
8	3:39.977	121.122	57.027	1:16.640	1:26.310	178.1
9	3:41.630	120.218	57.141	1:16.919	1:27.570	179.1
10	3:48.838	116.432	58.464	1:17.517	1:32.857	175.8
<i>Ideal</i>	<i>3:38.474</i>	<i>121.955</i>	<i>56.711</i>	<i>1:15.752</i>	<i>1:26.011</i>	<i>181.5</i>

25	54 Tom WEEDEN	SBK	Behind	20.285		
Best Time	3:38.916	Best Speed	121.709	On 3 Gp		
Lap	Lap Time	Lap Speed	Sector 1	Sector 2	Sector 3	Speed Trap
1	9:29.698	45.980		1:19.255	1:28.920	156.9
2	3:44.026	118.932	58.798	1:18.433	1:26.795	166.7
3	3:38.916	121.709	57.583	1:16.025	1:25.308	167.1
4	3:43.117	119.417	57.208	1:18.535	1:27.374	170.9
5	3:41.578	120.246	57.482	1:16.430	1:27.666	172.6
6	3:42.099	119.964	57.360	1:17.797	1:26.942	170.5
7	3:48.096	116.810	57.713	1:18.192	1:32.191	170.0
<i>Ideal</i>	<i>3:38.541</i>	<i>121.917</i>	<i>57.208</i>	<i>1:16.025</i>	<i>1:25.308</i>	<i>172.6</i>

26	182 Xavier DENIS	SBK	Behind	20.337		
Best Time	3:38.968	Best Speed	121.680	On 6 Gp		
Lap	Lap Time	Lap Speed	Sector 1	Sector 2	Sector 3	Speed Trap
1	9:17.416	46.993		1:17.868	1:29.464	167.1
2	3:41.102	120.505	57.836	1:16.304	1:26.962	183.0
3	3:40.605	120.777	57.336	1:16.392	1:26.877	184.5
4	3:46.835	117.460	59.169	1:16.498	1:31.168	182.0
5	6:23.479	69.480		1:16.351	1:28.471	159.9
6	3:38.968	121.680	56.949	1:15.638	1:26.381	184.5
7	3:54.924	113.415	1:00.433	1:19.061	1:35.430	183.5
<i>Ideal</i>	<i>3:38.968</i>	<i>121.680</i>	<i>56.949</i>	<i>1:15.638</i>	<i>1:26.381</i>	<i>184.5</i>

Qualifying Classification

Position

27	48 Craig NEVE	SBK	Behind	20.403		
Best Time	3:39.034	Best Speed	121.643	On 9 Gp		
Lap	Lap Time	Lap Speed	Sector 1	Sector 2	Sector 3	Speed Trap
1	5:42.604	76.458		1:19.121	1:28.465	153.4
2	3:47.436	117.149	1:01.282	1:18.191	1:27.963	148.0
3	3:47.620	117.055	57.276	1:18.686	1:31.658	175.8
4	3:41.520	120.278	57.597	1:16.981	1:26.942	174.0
5	3:46.056	117.864	58.975	1:17.049	1:30.032	175.8
6	13:54.669	31.922		1:17.986	1:26.390	163.8
7	3:39.640	121.307	56.821	1:16.780	1:26.039	176.7
8	3:40.384	120.898	56.981	1:17.291	1:26.112	177.2
9	3:39.034	121.643	57.062	1:16.182	1:25.790	177.2
10	3:46.309	117.733	58.916	1:15.969	1:31.424	167.9
<i>Ideal</i>	<i>3:38.580</i>	<i>121.896</i>	<i>56.821</i>	<i>1:15.969</i>	<i>1:25.790</i>	<i>177.2</i>

28	58 Eric WILSON	SBK	Behind	20.443		
Best Time	3:39.074	Best Speed	121.621	On 2 Gp		
Lap	Lap Time	Lap Speed	Sector 1	Sector 2	Sector 3	Speed Trap
1	5:08.140	85.009		1:18.099	1:26.909	155.9
2	3:39.074	121.621	56.741	1:15.842	1:26.491	179.5
3	3:39.812	121.212	56.878	1:16.485	1:26.449	180.5
4	3:52.128	114.781	58.967	1:16.876	1:36.285	180.0
<i>Ideal</i>	<i>3:39.032</i>	<i>121.644</i>	<i>56.741</i>	<i>1:15.842</i>	<i>1:26.449</i>	<i>180.5</i>

29	32 Donald MacFADYEN	SBK	Behind	20.578		
Best Time	3:39.209	Best Speed	121.546	On 6 Gp		
Lap	Lap Time	Lap Speed	Sector 1	Sector 2	Sector 3	Speed Trap
1	4:55.834	88.545		1:19.234	1:29.030	152.3
2	3:41.842	120.103	58.113	1:17.410	1:26.319	172.2
3	3:40.670	120.741	57.826	1:17.132	1:25.712	174.4
4	3:41.827	120.111	57.671	1:17.167	1:26.989	174.9
5	3:41.948	120.046	58.146	1:17.408	1:26.394	181.5
6	3:39.209	121.546	57.173	1:16.303	1:25.733	180.5
7	3:53.709	114.005	1:00.860	1:19.403	1:33.446	157.3
8	7:52.174	56.428		1:20.218	1:27.557	155.5
9	3:40.554	120.805	57.442	1:16.707	1:26.405	182.0
10	3:41.110	120.501	57.610	1:17.174	1:26.326	180.0
11	3:42.930	119.517	58.391	1:17.323	1:27.216	177.7
<i>Ideal</i>	<i>3:39.188</i>	<i>121.558</i>	<i>57.173</i>	<i>1:16.303</i>	<i>1:25.712</i>	<i>182.0</i>



Qualifying Classification

Position

30	67 Paul WILLIAMS	SBK	Behind	20.798		
Best Time	3:39.429	Best Speed	121.424	On 6 Gp		
Lap	Lap Time	Lap Speed	Sector 1	Sector 2	Sector 3	Speed Trap
1	4:55.163	88.746		1:20.995	1:28.784	120.4
2	3:42.141	119.942	58.103	1:17.000	1:27.038	170.5
3	3:40.735	120.706	57.643	1:16.848	1:26.244	184.0
4	3:40.202	120.998	57.377	1:16.864	1:25.961	181.5
5	3:40.576	120.793	57.186	1:16.588	1:26.802	184.0
6	3:39.429	121.424	57.014	1:16.670	1:25.745	181.5
7	3:40.047	121.083	57.242	1:16.757	1:26.048	178.6
8	3:42.947	119.508	57.078	1:17.324	1:28.545	181.0
9	10:11.041	43.604		1:18.014	1:27.595	159.6
10	3:42.638	119.674	57.630	1:17.157	1:27.851	174.9
<i>Ideal</i>	<i>3:39.347</i>	<i>121.469</i>	<i>57.014</i>	<i>1:16.588</i>	<i>1:25.745</i>	<i>184.0</i>

31	28 Paul GARTLAND	SBK	Behind	21.438		
Best Time	3:40.069	Best Speed	121.071	On 7 Gp		
Lap	Lap Time	Lap Speed	Sector 1	Sector 2	Sector 3	Speed Trap
1	5:35.936	77.975		1:21.016	1:30.033	137.1
2	3:45.057	118.388	59.133	1:17.842	1:28.082	168.3
3	3:43.947	118.974	59.226	1:17.844	1:26.877	173.5
4	3:44.197	118.842	58.521	1:17.571	1:28.105	176.3
5	4:05.959	108.327	59.103	1:19.934	1:46.922	169.6
6	5:50.916	75.927		1:17.734	1:27.033	144.8
7	3:40.069	121.071	57.691	1:16.415	1:25.963	174.4
8	3:45.157	118.335	57.991	1:16.537	1:30.629	173.1
<i>Ideal</i>	<i>3:40.069</i>	<i>121.071</i>	<i>57.691</i>	<i>1:16.415</i>	<i>1:25.963</i>	<i>176.3</i>

32	20 Sam JOHNSON	SBK	Behind	21.764		
Best Time	3:40.395	Best Speed	120.892	On 3 Gp		
Lap	Lap Time	Lap Speed	Sector 1	Sector 2	Sector 3	Speed Trap
1	4:56.255	88.419		1:18.716	1:28.420	144.8
2	3:42.394	119.805	57.976	1:17.461	1:26.957	174.4
3	3:40.395	120.892	57.357	1:17.234	1:25.804	177.2
4	3:41.347	120.372	57.338	1:17.065	1:26.944	171.8
5	3:44.191	118.845	58.254	1:17.432	1:28.505	169.2
6	15:10.429	29.265		1:16.744	1:26.522	164.6
7	3:40.509	120.829	57.441	1:16.616	1:26.452	178.1
8	3:46.259	117.759	58.248	1:17.521	1:30.490	177.2
<i>Ideal</i>	<i>3:39.758</i>	<i>121.242</i>	<i>57.338</i>	<i>1:16.616</i>	<i>1:25.804</i>	<i>178.1</i>

Qualifying Classification

Position

33	44 Barry FURBER	SBK	Behind	22.048		
Best Time	3:40.679	Best Speed	120.736	On 3 Gp		
Lap	Lap Time	Lap Speed	Sector 1	Sector 2	Sector 3	Speed Trap
1	6:28.386	67.445		1:19.759	1:30.597	160.7
2	3:42.215	119.902	58.121	1:16.629	1:27.465	179.1
3	3:40.679	120.736	57.237	1:17.030	1:26.412	180.5
4	7:13.172	61.509	56.986	1:20.146	4:56.040	181.0
5	8:03.410	55.117		1:18.147	1:27.188	164.6
6	3:47.878	116.922	59.708	1:19.018	1:29.152	171.8
7	3:42.072	119.979	58.030	1:17.221	1:26.821	181.0
8	3:42.013	120.011	57.602	1:17.522	1:26.889	181.5
9	3:42.434	119.784	57.349	1:16.999	1:28.086	181.5
10	3:40.763	120.690	57.863	1:16.518	1:26.382	179.5
<i>Ideal</i>	<i>3:39.886</i>	<i>121.172</i>	<i>56.986</i>	<i>1:16.518</i>	<i>1:26.382</i>	<i>181.5</i>

34	00 Patricia FERNANDEZ	SBK	Behind	24.271		
Best Time	3:42.902	Best Speed	119.532	On 2 Gp		
Lap	Lap Time	Lap Speed	Sector 1	Sector 2	Sector 3	Speed Trap
1	4:56.990	88.201		1:19.227	1:28.752	159.9
2	3:42.902	119.532	58.159	1:17.114	1:27.629	167.9
3	3:43.238	119.352	58.051	1:17.220	1:27.967	167.9
4	4:01.848	110.168	58.410	1:19.520	1:43.918	173.1
<i>Ideal</i>	<i>3:42.794</i>	<i>119.590</i>	<i>58.051</i>	<i>1:17.114</i>	<i>1:27.629</i>	<i>173.1</i>

35	64 Stephen McKNIGHT	SBK	Behind	24.608		
Best Time	3:43.239	Best Speed	119.352	On 3 Gp		
Lap	Lap Time	Lap Speed	Sector 1	Sector 2	Sector 3	Speed Trap
1	5:26.234	80.294		1:20.959	1:30.614	139.7
2	3:44.454	118.706	58.653	1:17.544	1:28.257	175.3
3	3:43.239	119.352	58.410	1:16.859	1:27.970	176.3
4	3:54.525	113.608	59.751	1:22.319	1:32.455	174.9
5	3:47.391	117.172	59.019	1:16.816	1:31.556	175.3
<i>Ideal</i>	<i>3:43.196</i>	<i>119.375</i>	<i>58.410</i>	<i>1:16.816</i>	<i>1:27.970</i>	<i>176.3</i>

Non Qualifiers

Position

MCE INSURANCE ULSTER GRAND PRIX

SUPERBIKE

Second Qualifying

Thursday, 09 August 2018

DETAILED SECTOR ANALYSIS



Non Qualifiers

Position

60 Peter HICKMAN

SBK Behind **2.114**

Best Time **3:20.745** Best Speed **132.725** On **3** Gp

Lap	Lap Time	Lap Speed	Sector 1	Sector 2	Sector 3	Speed Trap
1	5:49.210	75.011		1:12.121	1:26.804	163.4
2	4:54.489	90.475		1:10.438	1:19.414	176.3
3	3:20.745	132.725	53.095	1:09.300	1:18.350	190.7
<i>Ideal</i>	<i>3:20.745</i>	<i>132.725</i>	<i>53.095</i>	<i>1:09.300</i>	<i>1:18.350</i>	<i>190.7</i>

71 Davy MORGAN

SBK Behind **18.836**

Best Time **3:37.467** Best Speed **122.520** On **2** Gp

Lap	Lap Time	Lap Speed	Sector 1	Sector 2	Sector 3	Speed Trap
1	5:03.635	86.270		1:17.888	1:27.886	153.0
2	3:37.467	122.520	56.765	1:15.159	1:25.543	178.1
3	4:08.899	107.047	57.372	1:24.501	1:47.026	180.5
<i>Ideal</i>	<i>3:37.467</i>	<i>122.520</i>	<i>56.765</i>	<i>1:15.159</i>	<i>1:25.543</i>	<i>180.5</i>

69 Dave WOOLAMS

SBK Behind **34.929**

Best Time **3:53.560** Best Speed **114.078** On **3** Gp

Lap	Lap Time	Lap Speed	Sector 1	Sector 2	Sector 3	Speed Trap
1	6:44.549	64.750		1:24.439	1:32.378	135.7
2	3:56.808	112.513	1:02.268	1:21.815	1:32.725	167.5
3	3:53.560	114.078	1:00.660	1:21.400	1:31.500	163.8
<i>Ideal</i>	<i>3:53.560</i>	<i>114.078</i>	<i>1:00.660</i>	<i>1:21.400</i>	<i>1:31.500</i>	<i>167.5</i>

70 Paul MACKEY

SBK Behind **39.384**

Best Time **3:58.015** Best Speed **111.942** On **2** Gp

Lap	Lap Time	Lap Speed	Sector 1	Sector 2	Sector 3	Speed Trap
1	5:19.967	81.867		1:23.407	1:32.912	132.5
2	3:58.015	111.942	1:00.768	1:21.788	1:35.459	169.6
3	7:04.131	62.820		1:22.039	1:33.590	160.3
4	3:58.698	111.622	1:00.840	1:23.564	1:34.294	171.8
5	3:58.923	111.517	1:02.030	1:23.895	1:32.998	164.2
6	4:04.991	108.755	1:01.626	1:23.475	1:39.890	167.1
7	13:44.620	32.311		1:23.910	1:33.756	154.1
8	3:58.268	111.823	1:02.449	1:21.281	1:34.538	168.3
<i>Ideal</i>	<i>3:54.961</i>	<i>113.397</i>	<i>1:00.768</i>	<i>1:21.281</i>	<i>1:32.912</i>	<i>171.8</i>

Non Qualifiers

Position

43 Stephen DEGNAN

SBK Behind **40.226**

Best Time **3:58.857** Best Speed **111.548** On **8** Gp

Lap	Lap Time	Lap Speed	Sector 1	Sector 2	Sector 3	Speed Trap
1	5:41.702	76.659		1:25.500	1:36.248	142.3
2	4:01.028	110.543	1:04.525	1:23.079	1:33.424	150.0
3	3:59.314	111.335	1:02.377	1:23.801	1:33.136	167.1
4	4:11.635	105.883	1:02.632	1:23.938	1:45.065	165.4
5	9:31.473	46.623		1:24.439	1:36.801	146.4
6	4:00.153	110.946	1:02.681	1:23.851	1:33.621	165.8
7	3:59.491	111.252	1:02.579	1:23.712	1:33.200	161.9
8	3:58.857	111.548	1:01.451	1:23.779	1:33.627	158.8
9	4:00.860	110.620	1:02.096	1:23.970	1:34.794	165.4
10	3:59.321	111.331	1:02.226	1:23.578	1:33.517	166.2
<i>Ideal</i>	<i>3:57.666</i>	<i>112.107</i>	<i>1:01.451</i>	<i>1:23.079</i>	<i>1:33.136</i>	<i>167.1</i>

MCE INSURANCE ULSTER GRAND PRIX

SUPERBIKE

Second Qualifying

SECTOR ANALYSIS

Perfect Lap (sum of best sectors) = 3:18.604



SECTOR 1

FINISH - TULLYRUSK

SECTOR 2

TULLYRUSK - JORDAN'S

SECTOR 3

JORDAN'S - FINISH

IDEAL / BEST

COMPARISON

Pos	No	Name	Time	No	Name	Time	No	Name	Time	Pos	No	Name	Ideal Time	Best Tim	Diff
1	1	Conor CUMMINS	52.102	1	Conor CUMMINS	1:08.453	5	Dean HARRISON	1:18.049	1	1	Conor CUMMINS	3:18.631	3:18.631	0.000
2	5	Dean HARRISON	52.261	5	Dean HARRISON	1:08.570	1	Conor CUMMINS	1:18.076	2	5	Dean HARRISON	3:18.880	3:19.534	0.654
3	9	David JOHNSON	52.802	77	Davey TODD	1:09.292	60	Peter HICKMAN	1:18.350	3	60	Peter HICKMAN	3:20.745	3:20.745	0.000
4	13	Lee JOHNSTON	52.941	60	Peter HICKMAN	1:09.300	9	David JOHNSON	1:18.606	4	9	David JOHNSON	3:21.443	3:21.642	0.199
5	60	Peter HICKMAN	53.095	9	David JOHNSON	1:10.035	77	Davey TODD	1:19.084	5	77	Davey TODD	3:21.558	3:22.016	0.458
6	77	Davey TODD	53.182	13	Lee JOHNSTON	1:10.352	13	Lee JOHNSTON	1:19.272	6	13	Lee JOHNSTON	3:22.565	3:23.689	1.124
7	65	Michael SWEENEY	53.623	62	Sam WEST	1:11.020	22	Paul JORDAN	1:20.542	7	22	Paul JORDAN	3:25.519	3:25.945	0.426
8	62	Sam WEST	53.665	22	Paul JORDAN	1:11.180	62	Sam WEST	1:20.830	8	62	Sam WEST	3:25.515	3:25.977	0.462
9	22	Paul JORDAN	53.797	65	Michael SWEENEY	1:11.620	65	Michael SWEENEY	1:20.942	9	65	Michael SWEENEY	3:26.185	3:26.827	0.642
10	12	Daniel COOPER	54.495	31	Shaun ANDERSON	1:11.709	11	Dominic HERBERTSON	1:21.498	10	12	Daniel COOPER	3:28.524	3:28.985	0.461
11	11	Dominic HERBERTSON	54.554	11	Dominic HERBERTSON	1:12.089	12	Daniel COOPER	1:21.683	11	11	Dominic HERBERTSON	3:28.141	3:29.608	1.467
12	19	Mike BOOTH	55.451	12	Daniel COOPER	1:12.346	27	David JACKSON	1:22.048	12	14	Ryan KNEEN	3:30.288	3:30.288	0.000
13	27	David JACKSON	55.453	14	Ryan KNEEN	1:12.430	14	Ryan KNEEN	1:22.171	13	27	David JACKSON	3:30.478	3:30.770	0.292
14	31	Shaun ANDERSON	55.529	19	Mike BOOTH	1:12.539	19	Mike BOOTH	1:22.511	14	31	Shaun ANDERSON	3:29.942	3:30.829	0.887
15	14	Ryan KNEEN	55.687	17	Mark GOODINGS	1:12.568	80	Darren COOPER	1:22.599	15	19	Mike BOOTH	3:30.501	3:30.937	0.436
16	80	Darren COOPER	55.802	39	Forest DUNN	1:12.920	31	Shaun ANDERSON	1:22.704	16	80	Darren COOPER	3:31.358	3:31.987	0.629
17	39	Forest DUNN	55.880	80	Darren COOPER	1:12.957	39	Forest DUNN	1:22.933	17	17	Mark GOODINGS	3:32.230	3:32.355	0.125
18	59	Dave HEWSON	55.896	27	David JACKSON	1:12.977	17	Mark GOODINGS	1:23.621	18	39	Forest DUNN	3:31.733	3:32.412	0.679
19	17	Mark GOODINGS	56.041	59	Dave HEWSON	1:13.988	88	Josh DALEY	1:25.051	19	59	Dave HEWSON	3:35.172	3:35.991	0.819
20	88	Josh DALEY	56.043	119	Kris DUNCAN	1:14.531	30	Fabrice MIGUET	1:25.191	20	88	Josh DALEY	3:36.172	3:36.382	0.210
21	119	Kris DUNCAN	56.236	124	Graham KENNEDY	1:14.737	59	Dave HEWSON	1:25.288	21	124	Graham KENNEDY	3:36.695	3:36.993	0.298
22	124	Graham KENNEDY	56.500	88	Josh DALEY	1:15.078	54	Tom WEEDEN	1:25.308	22	119	Kris DUNCAN	3:36.422	3:37.191	0.769
23	46	George SPENCE	56.711	71	Davy MORGAN	1:15.159	124	Graham KENNEDY	1:25.458	23	71	Davy MORGAN	3:37.467	3:37.467	0.000
24	58	Eric WILSON	56.741	30	Fabrice MIGUET	1:15.167	71	Davy MORGAN	1:25.543	24	30	Fabrice MIGUET	3:37.459	3:38.075	0.616
25	71	Davy MORGAN	56.765	16	Mark PARRETT	1:15.354	16	Mark PARRETT	1:25.617	25	16	Mark PARRETT	3:37.973	3:38.165	0.192
26	48	Craig NEVE	56.821	182	Xavier DENIS	1:15.638	119	Kris DUNCAN	1:25.655	26	46	George SPENCE	3:38.474	3:38.755	0.281
27	182	Xavier DENIS	56.949	46	George SPENCE	1:15.752	32	Donald MacFADYEN	1:25.712	27	54	Tom WEEDEN	3:38.541	3:38.916	0.375
28	44	Barry FURBER	56.986	58	Eric WILSON	1:15.842	67	Paul WILLIAMS	1:25.745	28	182	Xavier DENIS	3:38.968	3:38.968	0.000
29	16	Mark PARRETT	57.002	48	Craig NEVE	1:15.969	48	Craig NEVE	1:25.790	29	48	Craig NEVE	3:38.580	3:39.034	0.454
30	67	Paul WILLIAMS	57.014	54	Tom WEEDEN	1:16.025	20	Sam JOHNSON	1:25.804	30	58	Eric WILSON	3:39.032	3:39.074	0.042
31	30	Fabrice MIGUET	57.101	32	Donald MacFADYEN	1:16.303	28	Paul GARTLAND	1:25.963	31	32	Donald MacFADYEN	3:39.188	3:39.209	0.021
32	32	Donald MacFADYEN	57.173	28	Paul GARTLAND	1:16.415	46	George SPENCE	1:26.011	32	67	Paul WILLIAMS	3:39.347	3:39.429	0.082
33	54	Tom WEEDEN	57.208	44	Barry FURBER	1:16.518	182	Xavier DENIS	1:26.381	33	28	Paul GARTLAND	3:40.069	3:40.069	0.000
34	20	Sam JOHNSON	57.338	67	Paul WILLIAMS	1:16.588	44	Barry FURBER	1:26.382	34	20	Sam JOHNSON	3:39.758	3:40.395	0.637
35	28	Paul GARTLAND	57.691	20	Sam JOHNSON	1:16.616	58	Eric WILSON	1:26.449	35	44	Barry FURBER	3:39.886	3:40.679	0.793
36	00	Patricia FERNANDEZ	58.051	64	Stephen McKNIGHT	1:16.816	00	Patricia FERNANDEZ	1:27.629	36	00	Patricia FERNANDEZ	3:42.794	3:42.902	0.108
37	64	Stephen McKNIGHT	58.410	00	Patricia FERNANDEZ	1:17.114	64	Stephen McKNIGHT	1:27.970	37	64	Stephen McKNIGHT	3:43.196	3:43.239	0.043
38	69	Dave WOOLAMS	1:00.660	70	Paul MACKEY	1:21.281	69	Dave WOOLAMS	1:31.500	38	69	Dave WOOLAMS	3:53.560	3:53.560	0.000
39	70	Paul MACKEY	1:00.768	69	Dave WOOLAMS	1:21.400	70	Paul MACKEY	1:32.912	39	70	Paul MACKEY	3:54.961	3:58.015	3.054
40	43	Stephen DEGNAN	1:01.451	43	Stephen DEGNAN	1:23.079	43	Stephen DEGNAN	1:33.136	40	43	Stephen DEGNAN	3:57.666	3:58.857	1.191

MCE INSURANCE ULSTER GRAND PRIX

SUPERBIKE

Second Qualifying

Thursday, 09 August 2018



SPEED TRAP ON FLYING KILO

Class	No/Name	Fastest	Lap 1	Lap 2	Lap 3	Lap 4	Lap 5	Lap 6	Lap 7	Lap 8	Lap 9	Lap 10	Lap 11	Lap 12
SBK	5 Dean HARRISON	196.3	116.7	196.3	195.2	194.6	193.5	192.4	191.8	169.2	192.4	192.9	191.8	194.0
SBK	13 Lee JOHNSTON	195.2	127.3	191.3	194.0	195.2								
SBK	9 David JOHNSON	194.6	133.1	192.9	192.9	194.6	191.3	191.3						
SBK	1 Conor CUMMINS	192.4	165.8	192.4	166.2	190.2	186.0	166.2	189.1					
SBK	60 Peter HICKMAN	190.7	163.4	176.3	190.7									
SBK	77 Davey TODD	190.7	167.1	190.7	189.1	187.6	169.6	187.0	187.6					
SBK	62 Sam WEST	190.2	169.6	187.0	188.6	189.1	185.5	171.8	190.2	188.1	186.5	170.5	188.1	189.7
SBK	65 Michael SWEENEY	190.2	165.0	184.0	185.5	190.2	186.0	185.0						
SBK	22 Paul JORDAN	189.7	167.9	155.1	189.7	187.0	188.1	146.7	187.6	187.6	188.6	185.5		
SBK	11 Dominic HERBERTSON	188.6	157.3	181.5	180.0	188.6	185.0	186.5	169.6	185.5	185.5	184.5	185.5	
SBK	88 Josh DALEY	187.6	165.8	187.6	169.6	187.0	184.0	183.5						
SBK	31 Shaun ANDERSON	185.5	159.2	179.5	183.5	177.7	182.0	185.5	180.5	175.3				
SBK	12 Daniel COOPER	185.5	136.0	185.5	185.5	184.0	185.0	184.0	156.9	184.5	184.0	184.0		
SBK	124 Graham KENNEDY	185.5	145.1	185.5	182.5	177.7	175.3	156.9	180.0	180.0	179.1	180.0		
SBK	182 Xavier DENIS	184.5	167.1	183.0	184.5	182.0	159.9	184.5	183.5					
SBK	67 Paul WILLIAMS	184.0	120.4	170.5	184.0	181.5	184.0	181.5	178.6	181.0	159.6	174.9		
SBK	30 Fabrice MIGUET	184.0	135.2	182.0	170.0	184.0								
SBK	119 Kris DUNCAN	183.5	150.3	183.5	179.1	182.5	183.5	183.5						
SBK	14 Ryan KNEEN	183.5	166.7	183.5	183.5									
SBK	80 Darren COOPER	183.0	114.7	183.0	182.0	183.0	180.5							
SBK	39 Forest DUNN	182.5	161.1	166.2	182.0	182.5	165.4	181.0	182.5	182.5				
SBK	17 Mark GOODINGS	182.5	154.4	182.5	181.5	182.0	167.9	181.0	165.8	171.3	179.5	179.5	164.2	180.5
SBK	32 Donald MacFADYEN	182.0	152.3	172.2	174.4	174.9	181.5	180.5	157.3	155.5	182.0	180.0	177.7	
SBK	27 David JACKSON	182.0	165.8	178.6	178.1	177.2	182.0	166.7	177.7	180.5	162.6	179.5		
SBK	16 Mark PARRETT	182.0	140.0	180.0	182.0	180.0	176.3	178.1	180.5	177.7				
SBK	44 Barry FURBER	181.5	160.7	179.1	180.5	181.0	164.6	171.8	181.0	181.5	181.5	179.5		
SBK	46 George SPENCE	181.5	154.1	181.5	174.0	164.2	180.0	177.2	153.0	178.1	179.1	175.8		
SBK	59 Dave HEWSON	181.0	160.7	181.0	166.7	179.5	180.0	178.6	178.6	177.7	166.2	179.5		
SBK	71 Davy MORGAN	180.5	153.0	178.1	180.5									
SBK	58 Eric WILSON	180.5	155.9	179.5	180.5	180.0								
SBK	19 Mike BOOTH	178.6	159.9	175.8	177.2	176.3	178.6	175.8	162.6	177.2	176.3	176.7		
SBK	20 Sam JOHNSON	178.1	144.8	174.4	177.2	171.8	169.2	164.6	178.1	177.2				
SBK	48 Craig NEVE	177.2	153.4	148.0	175.8	174.0	175.8	163.8	176.7	177.2	177.2	167.9		
SBK	28 Paul GARTLAND	176.3	137.1	168.3	173.5	176.3	169.6	144.8	174.4	173.1				
SBK	64 Stephen McKNIGHT	176.3	139.7	175.3	176.3	174.9	175.3							
SBK	00 Patricia FERNANDEZ	173.1	159.9	167.9	167.9	173.1								
SBK	54 Tom WEEDEN	172.6	156.9	166.7	167.1	170.9	172.6	170.5	170.0					
SBK	70 Paul MACKAY	171.8	132.5	169.6	160.3	171.8	164.2	167.1	154.1	168.3				
SBK	69 Dave WOOLAMS	167.5	135.7	167.5	163.8									
SBK	43 Stephen DEGNAN	167.1	142.3	150.0	167.1	165.4	146.4	165.8	161.9	158.8	165.4	166.2		

MCE INSURANCE ULSTER GRAND PRIX


SUPERBIKE Combined Qualifying



Pos	Class	No	Name	-----Best Time / Qual Laps-----		Overall Best Time / Speed / Total Qual Laps
				Session A	Session B	
Qualifying Classification						
1	SBK	1	Conor CUMMINS	3:22.239	3	3:18.631 4 3:18.631 134.138 7
2	SBK	5	Dean HARRISON	3:21.161	11	3:19.534 10 3:19.534 133.531 21
3	SBK	60	Peter HICKMAN	3:21.983	2	3:20.745 1 3:20.745 132.725 3
4	SBK	9	David JOHNSON	3:25.578	4	3:21.642 5 3:21.642 132.135 9
5	SBK	77	Davey TODD	3:25.510	6	3:22.016 5 3:22.016 131.890 11
6	SBK	13	Lee JOHNSTON	3:25.767	6	3:23.689 3 3:23.689 130.807 9
7	SBK	22	Paul JORDAN	3:28.073	9	3:25.945 7 3:25.945 129.374 16
8	SBK	62	Sam WEST	3:28.817	8	3:25.977 9 3:25.977 129.354 17
9	SBK	86	Derek MCGEE	3:26.146	5	----- 3:26.146 129.248 5
10	SBK	65	Michael SWEENEY	3:29.524	13	3:26.827 5 3:26.827 128.822 18
11	SBK	56	Adam McLEAN	3:28.845	13	----- 3:28.845 127.578 13
12	SBK	12	Daniel COOPER	3:29.592	7	3:28.985 8 3:28.985 127.492 15
13	SBK	11	Dominic HERBERTSON	3:31.911	14	3:29.608 8 3:29.608 127.113 22
14	SBK	111	Brian McCORMACK	3:29.840	5	----- 3:29.840 126.973 5
15	SBK	14	Ryan KNEEN	3:33.487	4	3:30.288 2 3:30.288 126.702 6
16	SBK	27	David JACKSON	3:30.961	9	3:30.770 7 3:30.770 126.412 16
17	SBK	31	Shaun ANDERSON	3:35.056	9	3:30.829 7 3:30.829 126.377 16
18	SBK	19	Mike BOOTH	3:33.772	8	3:30.937 8 3:30.937 126.312 16
19	SBK	80	Darren COOPER	3:35.317	11	3:31.987 4 3:31.987 125.687 15
20	SBK	17	Mark GOODINGS	3:32.531	12	3:32.355 10 3:32.355 125.469 22
21	SBK	39	Forest DUNN	3:35.697	7	3:32.412 5 3:32.412 125.435 12
22	SBK	97	Seamus ELLIOTT	3:33.815	4	----- 3:33.815 124.612 4
23	SBK	59	Dave HEWSON	3:40.589	8	3:35.991 7 3:35.991 123.357 15
24	SBK	88	Josh DALEY	3:42.450	7	3:36.382 3 3:36.382 123.134 10
25	SBK	16	Mark PARRETT	3:36.786	7	3:38.165 7 3:38.165 122.904 14
26	SBK	124	Graham KENNEDY	3:37.491	11	3:36.993 8 3:36.993 122.787 19
27	SBK	119	Kris DUNCAN	3:43.109	9	3:37.191 5 3:37.191 122.675 14
28	SBK	71	Davy MORGAN	3:37.473	5	3:37.467 1 3:37.467 122.520 6
29	SBK	30	Fabrice MIGUET	3:40.893	6	3:38.075 3 3:38.075 122.178 9
30	SBK	46	George SPENCE	3:46.472	11	3:38.755 8 3:38.755 121.798 19
31	SBK	54	Tom WEEDEN	3:46.687	3	3:38.916 6 3:38.916 121.709 9
32	SBK	182	Xavier DENIS	3:47.275	4	3:38.968 5 3:38.968 121.680 9
33	SBK	48	Craig NEVE	3:48.011	10	3:39.034 8 3:39.034 121.643 18
34	SBK	58	Eric WILSON	3:42.655	7	3:39.074 3 3:39.074 121.621 10
35	SBK	32	Donald MacFADYEN	3:48.952	6	3:39.209 9 3:39.209 121.546 15
36	SBK	67	Paul WILLIAMS	3:44.908	10	3:39.429 8 3:39.429 121.424 18
37	SBK	28	Paul GARTLAND	3:46.928	9	3:40.069 5 3:40.069 121.071 14
38	SBK	20	Sam JOHNSON	3:54.707	4	3:40.395 6 3:40.395 120.892 10
39	SBK	44	Barry FURBER	3:45.731	11	3:40.679 7 3:40.679 120.736 18
40	SBK	15	David McCONNAGHY	3:41.584	9	----- 3:41.584 120.243 9
41	SBK	00	Patricia FERNANDEZ	3:45.019	7	3:42.902 2 3:42.902 119.532 9
42	SBK	64	Stephen McKNIGHT	3:47.087	7	3:43.239 4 3:43.239 119.352 11
43	SBK	49	Raul TORRAS	3:46.034	14	----- 3:46.034 117.876 14
44	SBK	69	Dave WOOLAMS	3:57.965	3	3:53.560 1 3:53.560 114.078 4
45	SBK	70	Paul MACKAY	3:58.351	3	3:58.015 0 3:58.015 111.942 3
46	SBK	51	Euan MESTON	3:59.086	5	----- 3:59.086 111.441 5
Non Qualifiers						
	SBK	43	Stephen DEGNAN	4:12.743	0	3:58.857 0 0

Provisional result to be confirmed by the Stewards of the Meeting subject to completion of technical inspections & the time limit for protests

Page 1 / 1

Circuit	Dundrod	Signed	 Chief Timekeeper	Organising Club	Dundrod & District MCC
Length(miles)	7.4011	Lap 1 (7.2763)			
Weather					
Track		Issued At:			