



Wednesday 7th – Saturday 10th August 2019

**promoted by
Dundrod & District Motorcycle Club
www.ulstergrandprix.net**



**LIGHTWEIGHT
(250GP / 400cc / MOTO 450)**

&

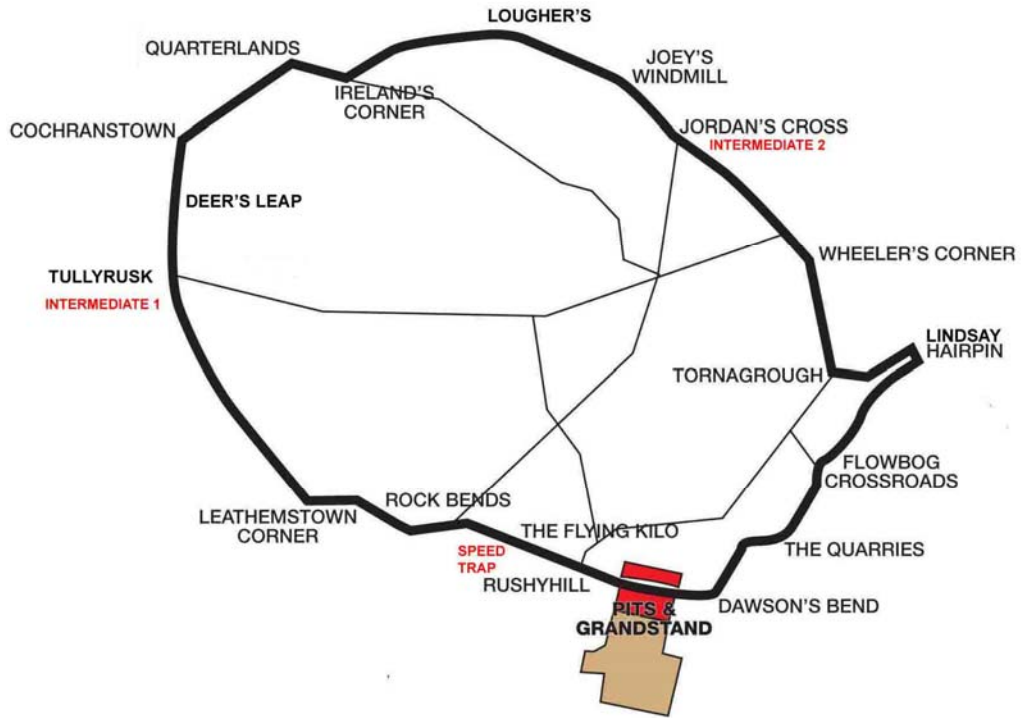


PLANT LUBRICATION (NI) LTD

**ULTRA LIGHTWEIGHT
(125GP / MOTO 3 / SUPERSPORT 300)**



Dundrod Circuit 7.4011 miles



MOST WINS at the ULSTER GP

Joey Dunlop	24	1979 - 99	(125 – 2, 250 – 7, 500 – 3, Superbike – 8, F1 – 4)
Ian Lougher	18	1998 - 13	(125 – 4, 250 – 3, Supersport – 3, Superstock – 2, Superbike – 6)
Phillip McCallen	14	1991 - 96	(250 – 6, 400 – 1, Supersport – 3, Superbike – 4)
Bruce Anstey (NZ)	13	2003 - 17	(Supersport – 4, Production 600 – 1, Superstock – 2, Superbike – 6)
Guy Martin	11	2006 - 13	(Supersport – 4, Superbike – 7)
Brian Reid	9	1983 - 92	(250 – 4, 350 – 2, 400 – 1, F2 – 1, Supersport – 1)
Robert Dunlop	9	1990 - 03	(125 – 7, Superbike – 2)
Ryan Farquhar	9	2002 - 12	(400 – 1, Supertwin – 4, Supersport – 2, Superstock – 2)
Ian Hutchinson	9	2007 - 16	(Supersport – 2, Superstock – 3, Superbike – 4)
Stanley Woods	7	1924 - 39	(350 – 1, 500 – 4, Over 600 – 2)
Mike Hailwood	7	1959 - 67	(125 – 1, 250 – 1, 350 – 1, 500 – 4)
Giacomo Agostini (I)	7	1967 - 70	(350 – 4, 500 – 3)
Ray McCullough	7	1971 - 82	(250 – 3, 350 – 4)
Bob Jackson	7	1993 - 97	(SSP – 1, Classic 250 – 3, Classic 500 – 3)
William Dunlop	7	2007 - 13	(125 – 2, 250 – 2, Supersport – 3)
John Surtees	6	1955 - 60	(250 – 1, 350 – 3, 500 – 2)
John Williams	6	1973 - 78	(250 – 1, 350 – 1, 500 – 3, Superbike – 1)
Bill Swallow	6	1994 - 00	(Classic 350 – 3, Classic 500 – 3)
Michael Dunlop	6	2011 - 13	(Supersport – 2, Superstock – 3, Superbike – 1)
Peter Hickman	6	2015 - 18	(Supersport – 3, Superstock – 1, Superbike – 2)

MOST WINS at the DUNDROD 150

Joey Dunlop	24	1976 - 94	(125 – 1, 250 – 5, 350 – 2, 500 – 3, Superbike – 13)
Bob Jackson	11	1981 - 98	(250 – 1, Supersport – 2, Superbike – 4, Classic – 4)
Ray McCullough	10	1965 - 82	(250 – 7, 350 – 3)

Dundrod Circuit 7.4011 miles

LAP & RACE RECORDS & BEST SECTORS ANALYSIS (RACE & QUALIFYING) at the start of the meeting

ULTRA-L/WEIGHT							
	Name	Machine	Laps	m	s	mph	Session & Year
Lap Record 125cc	William Dunlop	Honda		3	55.017	113.370	2009
Lap Record Moto 3	Christian Elkin	Honda 250		3	59.296	111.343	UGP 2017
Best Qualifying Lap	Gary Dynes	Honda 125		3	58.15	111.879	1999
Best Qualifying Lap	Christian Elkin	Honda 250 Moto 3		4	04.581	108.937	Thu Qualifying 2018
Best Sector 1	Paul Robinson	Honda 250		1	05.695	118.926	Dundrod 150 2017
Best Sector 2	Christian Elkin	Honda 250		1	21.746	115.511	UGP 2017
Best Sector 3	Christian Elkin	Honda 250		1	30.624	103.599	UGP 2017
Ideal Lap (sum of best sectors) Moto 3				3	58.065	111.919	
Difference (Best Lap – Ideal Lap) Moto 3					1.231		
Race Record 125cc	Pheilm Owens	Honda	7	27	57.75	111.166	1999
Race Record Moto 3	Paul Robinson	Honda	5	20	10.345	109.696	UGP 2017
Fastest Speed Trap	Mick Chatterton	Honda 125				141	UGP 2012 (Thu)
LIGHTWEIGHT							
	Name	Machine	Laps	m	s	mph	Session & Year
Lap Record 250cc	Darran Lindsay	Honda		3	38.634	121.866	2006
Lap Record 400cc	Callum Laidlaw	Yamaha		3	57.323	112.269	UGP 2017
Best Qualifying Lap	William Dunlop	Honda 250		3	41.545	120.264	Thu Qualifying 2009
Best Sector 1	Bruce Anstey	Honda 250		1	01.256	127.544	Dundrod 150 2017
Best Sector 2	Bruce Anstey	Honda 250		1	18.899	119.679	Dundrod 150 2017
Best Sector 3	Bruce Anstey	Honda 250		1	27.532	107.259	Dundrod 150 2017
Ideal Lap (sum of best sectors) 250cc				3	47.687	117.020	
Difference (Best Lap – Ideal Lap) 250cc					- 9.053		
Race Record 250cc	Darran Lindsay	Honda	6	22	07.158	120.127	2006
Race Record 400cc	Callum Laidlaw	Yamaha	5	19	59.389	110.698	UGP 2017
Fastest Speed Trap	Owen McNally	Aprilia 250				160	Qualifying-2 1999
Fastest Speed Trap	Peter Fletcher	Kawasaki 400				147.0	Dundrod 150 2017
SUPERTWIN							
	Name	Machine	Laps	m	s	mph	Session & Year
Lap Record	Ivan Lintin	Kawasaki		3	41.292	120.402	UGP Supertwin 2017
Best Qualifying Lap	Derek McGee	Kawasaki		3	44.691	118.580	Wed Qualifying 2018
Best Sector 1	Daniel Cooper	Kawasaki			59.778	130.697	UGP Supertwin 2017
Best Sector 2	Ivan Lintin	Kawasaki		1	16.742	123.043	UGP Supertwin 2017
Best Sector 3	Daniel Cooper	Kawasaki		1	24.554	111.036	UGP Supertwin 2017
Ideal Lap (sum of best sectors)				3	41.074	120.521	
Difference (Best Lap – Ideal Lap)					0.218		
Race Record	Ivan Lintin	Kawasaki	5	18	35.574	119.015	UGP Supertwin 2017
Fastest Speed Trap	Paul Jordan	Kawasaki				158.1	UGP 2016
SUPERSPORT							
	Name	Machine	Laps	m	s	mph	Session & Year
Lap Record	Lee Johnston	Triumph		3	26.681	128.913	Supersport-1 2015
Best Qualifying Lap	Dean Harrison	Kawasaki		3	29.043	127.457	Thu Qualifying 2018
Best Sector 1	Ian Hutchinson	Yamaha			54.648	142.966	Supersport-1 2015
Best Sector 2	Peter Hickman	Kawasaki		1	11.000	132.994	Supersport-2 2016
Best Sector 3	Bruce Anstey	Honda		1	19.972	117.398	Supersport-2 2017
Ideal Lap (sum of best sectors)				3	25.620	129.579	
Difference (Best Lap – Ideal Lap)					1.061		
Race Record	Lee Johnston	Triumph	6	20	52.997	127.227	Supersport-1 2015
Fastest Speed Trap	Dean Harrison	Yamaha				180.0	Supersport-2 2015
SUPERSTOCK							
	Name	Machine	Laps	m	s	mph	Session & Year
Lap Record	Dean Harrison	Kawasaki		3	19.081	133.835	Superstock 2018
Best Qualifying Lap	Dean Harrison	Kawasaki		3	20.668	132.776	Thu Qualifying 2018
Best Sector 1	Peter Hickman	BMW			51.825	150.754	Superstock 2018
Best Sector 2	Peter Hickman	BMW		1	08.675	137.497	Superstock 2018
Best Sector 3	Peter Hickman	BMW		1	17.691	120.845	Superstock 2017
Ideal Lap (sum of best sectors)				3	18.191	134.436	
Difference (Best Lap – Ideal Lap)					0.890		
Race Record	Dean Harrison	Kawasaki	4	13	25.199	131.802	Superstock 2018
Fastest Speed Trap	Jamie Coward	BMW				195.7	Thu Qualifying 2017
SUPERBIKE							
	Name	Machine	Laps	m	s	mph	Session & Year
Lap Record	Dean Harrison	Kawasaki		3	17.928	134.614	UGP Superbike-1 2017
Best Qualifying Lap	Conor Cummins	Honda		3	18.631	134.138	Thu Qualifying 2018
Best Sector 1	Peter Hickman	BMW			51.482	151.758	Warm-up 2018
Best Sector 2	Dan Kneen	BMW		1	07.977	138.909	UGP Superbike-1 2017
Best Sector 3	Dan Kneen	BMW		1	17.227	121.571	UGP Superbike-1 2017
Ideal Lap (sum of best sectors)				3	16.686	135.464	
Difference (Best Lap – Ideal Lap)					1.242		
Race Record	Bruce Anstey	Honda	7	23	17.050	133.180	Superbike-1 2017
Fastest Speed Trap	Peter Hickman	BMW				201.0	Superbike Warm-Up 2018
Sector							
	Description			Distance			
Sector 1	Finish to Tullyrusk (top of Deer's Leap)			2.17023 miles			
Sector 2	Tullyrusk to Jordan's Cross			2.62294 miles			
Sector 3	Jordan's Cross to Finish			2.60793 miles			

fonaCAB ULSTER GRAND PRIX
LIGHTWEIGHT & ULTRA-LIGHTWEIGHT
First Qualifying
Wednesday, 07 August 2019




Lightweight (250GP/400/Moto 450)

Pos				Qualifying Time	4:53.560			Qualifying Speed	90.761		
Class	No	Name	Machine / Sponsor	Time	Best Lap Behind	Speed	On	Total Laps	Qualifying Laps		
Qualifying Classification											
1	LWT	109	Neil KERNOHAN	Honda 250 - Logan Racing	4:00.437		110.815	3	4	3	
2	LWT	71	Davy MORGAN	Honda 250 - DM71	4:08.165	7.728	107.364	2	4	3	
3	LWT	31	Shaun ANDERSON	Honda 250 - CB Racing	4:09.180	8.743	106.927	2	5	3	
4	LWT	41	Paul WILLIAMS	Yamaha 400 - PK Racing	4:10.010	9.573	106.572	5	5	4	
5	LWT	59	Darryl TWEED	Kawasaki 400 - Bayview Hotel	4:13.632	13.195	105.050	3	4	3	
6	LWT	72	Gareth KEYS	Yamaha 250	4:15.733	15.296	104.187	2	3	2	
7	LWT	26	Stephen McKEOWN	Kawasaki 400 - McKillop Motorcycles	4:17.674	17.237	103.402	5	5	4	
8	LWT	37	Kris DUNCAN	Kawasaki 400 - RT&E Racing	4:20.268	19.831	102.371	2	3	2	
9	LWT	7	Dave WALSH	Kawasaki 400 - DRW Racing	4:27.643	27.206	99.550	4	5	4	
10	LWT	14	Peter FLETCHER	Kawasaki 400 - Bayview Hotel	4:28.764	28.327	99.135	5	5	4	
11	LWT	10	Bryan HARDING	Honda 250	4:30.324	29.887	98.563	5	5	4	
12	LWT	54	Johnny McCAY	Yamaha 400	4:34.128	33.691	97.195	4	5	4	
13	LWT	105	Darren DUNCAN	Kawasaki 400	4:37.815	37.378	95.905	2	5	4	
14	LWT	36	Paul DALEY	Kawasaki 400	4:39.018	38.581	95.492	3	3	2	
15	LWT	22	Gillian McGAW	Kawasaki 400	4:41.195	40.758	94.753	3	5	4	
16	LWT	96	Stephen CARR	Kawasaki 400	4:42.770	42.333	94.225	4	4	3	
17	LWT	57	Yvonne MONTGOMERY	Kawasaki 400	4:44.486	44.049	93.656	5	5	4	

No 71 - Transponder Not Detected

Provisional result to be confirmed by the Stewards of the Meeting subject to completion of technical inspections & the time limit for protests Page 1 / 2

Circuit	Dundrod	Signed	Organising Club	Dundrod & District MCC
Length(miles)	7.4011 Lap 1 (7.2763)	 Chief Timekeeper	Qualifying Started	12:02
Weather	Cloudy	Issued At:	12:32	
Track	Dry, 27°C			

fonaCAB ULSTER GRAND PRIX
LIGHTWEIGHT & ULTRA-LIGHTWEIGHT
First Qualifying
Wednesday, 07 August 2019




Ultra-Lightweight (125GP/Moto 3/SS300)

Pos				Qualifying Time	5:02.212	Qualifying Speed	88.163			
Class	No	Name	Machine / Sponsor	Time	Best Lap Behind	Speed	On	Total Laps	Qualifying Laps	
Qualifying Classification										
1	ULW	44	Michal DOKOUPIL	Ariane 250 Moto 3	4:07.498		107.653	4	5	4
2	ULW	17	Christian ELKIN	Honda 250 Moto 3 - Bob Wylie Racing	4:09.377	1.879	106.842	3	5	4
3	ULW	3	Gary DUNLOP	Honda 125 - Joey's Bar MCC	4:13.056	5.558	105.289	3	4	3
4	ULW	2	Nigel MOORE	Honda 250 Moto 3	4:19.218	11.720	102.786	4	4	3
5	ULW	5	Melissa KENNEDY	Honda 250 Moto 3 - K.N.R.	4:20.744	13.246	102.184	5	5	4
6	ULW	23	Chris MEYER	Honda 125	4:31.388	23.890	98.177	5	5	4
7	ULW	11	Wayne KENNEDY	Honda 125 - Joey's Bar MCC	4:33.729	26.231	97.337	3	5	4
8	ULW	18	Sarah BOYES	Honda 125 - Harp Farm Racing	4:36.499	29.001	96.362	3	3	2
9	ULW	12	Malcolm LOVE	Honda 250 Moto 3 - CB Racing	4:41.654	34.156	94.598	4	5	4
10	ULW	15	Peter McKILLOP	Honda 125	4:59.472	51.974	88.970	4	4	3

No 71 - Transponder Not Detected

Provisional result to be confirmed by the Stewards of the Meeting subject to completion of technical inspections & the time limit for protests Page 2 / 2

Circuit	Dundrod	Signed	Organising Club	Dundrod & District MCC
Length(miles)	7.4011 Lap 1 (7.2763)	 Chief Timekeeper	Qualifying Started	12:02
Weather	Cloudy	Issued At:	12:32	
Track	Dry, 27°C			

Qualifying Classification

Position

1 109 Neil KERNOHAN

LWT Behind 7.728
Best Time 4:00.437 Best Speed 110.815 On 3 Gp

Lap	Lap Time	Lap Speed	Sector 1	Sector 2	Sector 3	Speed Trap
1	5:57.755	73.220	1:31.655	1:40.416	119.6	
2	4:03.287	109.517	1:06.490	1:23.574	1:33.223	140.9
3	4:00.437	110.815	1:05.807	1:22.609	1:32.021	138.0
4	4:03.707	109.328	1:05.603	1:23.136	1:34.968	136.6
Ideal	4:00.233	110.909	1:05.603	1:22.609	1:32.021	140.9

2 71 Davy MORGAN

LWT Behind 7.728
Best Time 4:08.165 Best Speed 107.364 On 2 Gp

Lap	Lap Time	Lap Speed	Sector 1	Sector 2	Sector 3	Speed Trap
1	7:04.890	61.650				0.0
2	4:08.165	107.364				0.0
3	4:08.951	107.025				0.0
4	4:22.851	101.365				0.0
Ideal	0.000	0.000				0.0

3 31 Shaun ANDERSON

LWT Behind 8.743
Best Time 4:09.180 Best Speed 106.927 On 2 Gp

Lap	Lap Time	Lap Speed	Sector 1	Sector 2	Sector 3	Speed Trap
1	5:22.282	81.279	1:27.233	1:37.348	120.9	
2	4:09.180	106.927	1:09.691	1:25.059	1:34.430	128.0
3	4:17.207	103.590	1:09.991	1:24.907	1:42.309	132.0
4	5:10.340	85.854	1:24.884	1:35.909	117.3	
5	4:10.974	106.162	1:09.528	1:25.168	1:36.278	128.7
Ideal	4:08.842	107.072	1:09.528	1:24.884	1:34.430	132.0

4 41 Paul WILLIAMS

LWT Behind 9.573
Best Time 4:10.010 Best Speed 106.572 On 5 Gp

Lap	Lap Time	Lap Speed	Sector 1	Sector 2	Sector 3	Speed Trap
1	6:35.576	66.219	1:35.262	1:48.073	124.2	
2	4:18.988	102.877	1:09.502	1:28.296	1:41.190	138.0
3	4:15.880	104.127	1:07.570	1:30.305	1:38.005	141.7
4	4:13.027	105.301	1:07.842	1:28.327	1:36.858	140.9
5	4:10.010	106.572	1:07.213	1:26.602	1:36.195	142.3
Ideal	4:10.010	106.572	1:07.213	1:26.602	1:36.195	142.3

Qualifying Classification

Position

5 59 Darryl TWEED

LWT Behind 13.195
Best Time 4:13.632 Best Speed 105.050 On 3 Gp

Lap	Lap Time	Lap Speed	Sector 1	Sector 2	Sector 3	Speed Trap
1	6:12.837	70.258	1:33.520	1:44.335	119.0	
2	4:20.830	102.151	1:10.221	1:29.919	1:40.690	134.7
3	4:13.632	105.050	1:08.771	1:27.838	1:37.023	132.5
4	4:24.173	100.858	1:08.506	1:26.621	1:49.046	132.5
Ideal	4:12.150	105.667	1:08.506	1:26.621	1:37.023	134.7

6 72 Gareth KEYS

LWT Behind 15.296
Best Time 4:15.733 Best Speed 104.187 On 2 Gp

Lap	Lap Time	Lap Speed	Sector 1	Sector 2	Sector 3	Speed Trap
1	5:26.921	80.125	1:28.660	1:40.102	124.9	
2	4:15.733	104.187	1:09.192	1:28.575	1:37.966	133.3
3	4:16.527	103.864	1:08.575	1:27.536	1:40.416	130.7
Ideal	4:14.077	104.866	1:08.575	1:27.536	1:37.966	133.3

7 26 Stephen McKEOWN

LWT Behind 17.237
Best Time 4:17.674 Best Speed 103.402 On 5 Gp

Lap	Lap Time	Lap Speed	Sector 1	Sector 2	Sector 3	Speed Trap
1	6:14.910	69.869	1:33.148	1:46.142	121.1	
2	4:20.280	102.367	1:09.710	1:30.819	1:39.751	135.5
3	4:18.531	103.059	1:08.790	1:29.888	1:39.853	133.3
4	4:20.641	102.225	1:09.184	1:31.296	1:40.161	134.9
5	4:17.674	103.402	1:09.402	1:29.810	1:38.462	134.4
Ideal	4:17.062	103.648	1:08.790	1:29.810	1:38.462	135.5

8 37 Kris DUNCAN

LWT Behind 19.831
Best Time 4:20.268 Best Speed 102.371 On 2 Gp

Lap	Lap Time	Lap Speed	Sector 1	Sector 2	Sector 3	Speed Trap
1	5:40.227	76.992	1:30.693	1:41.632	113.2	
2	4:20.268	102.371	1:09.423	1:32.523	1:38.322	134.1
3	4:38.089	95.811	1:13.212	1:35.400	1:49.477	135.2
Ideal	4:18.438	103.096	1:09.423	1:30.693	1:38.322	135.2

fonaCAB ULSTER GRAND PRIX

LIGHTWEIGHT & ULTRA-LIGHTWEIGHT

First Qualifying

Wednesday, 07 August 2019

DETAILED SECTOR ANALYSIS

Lightweight (250GP/400/Moto 45)



Qualifying Classification

Position

9 **7 Dave WALSH**

LWT Behind **27.206**

Best Time **4:27.643** Best Speed **99.550** On **4** Gp

Lap	Lap Time	Lap Speed	Sector 1	Sector 2	Sector 3	Speed Trap
1	6:20.580	68.828		1:40.044	1:50.571	110.6
2	4:41.643	94.602	1:13.118	1:37.663	1:50.862	139.4
3	4:33.366	97.466	1:13.720	1:37.174	1:42.472	119.0
4	4:27.643	99.550	1:12.432	1:33.108	1:42.103	131.2
5	4:27.775	99.501	1:12.190	1:32.884	1:42.701	131.5
<i>Ideal</i>	<i>4:27.177</i>	<i>99.724</i>	<i>1:12.190</i>	<i>1:32.884</i>	<i>1:42.103</i>	<i>139.4</i>

10 **14 Peter FLETCHER**

LWT Behind **28.327**

Best Time **4:28.764** Best Speed **99.135** On **5** Gp

Lap	Lap Time	Lap Speed	Sector 1	Sector 2	Sector 3	Speed Trap
1	6:31.823	66.853		1:37.034	1:46.841	113.7
2	4:34.503	97.063	1:12.829	1:35.012	1:46.662	124.2
3	4:35.176	96.825	1:14.645	1:34.990	1:45.541	131.5
4	4:34.370	97.110	1:14.120	1:37.346	1:42.904	116.5
5	4:28.764	99.135	1:12.887	1:32.939	1:42.938	119.8
<i>Ideal</i>	<i>4:28.672</i>	<i>99.169</i>	<i>1:12.829</i>	<i>1:32.939</i>	<i>1:42.904</i>	<i>131.5</i>

11 **10 Bryan HARDING**

LWT Behind **29.887**

Best Time **4:30.324** Best Speed **98.563** On **5** Gp

Lap	Lap Time	Lap Speed	Sector 1	Sector 2	Sector 3	Speed Trap
1	6:18.800	69.152		1:39.080	1:51.164	94.8
2	4:36.784	96.263	1:14.329	1:36.966	1:45.489	128.0
3	4:33.130	97.550	1:11.869	1:35.480	1:45.781	136.6
4	4:30.635	98.450	1:12.130	1:34.644	1:43.861	139.4
5	4:30.324	98.563	1:12.171	1:33.247	1:44.906	126.6
<i>Ideal</i>	<i>4:28.977</i>	<i>99.057</i>	<i>1:11.869</i>	<i>1:33.247</i>	<i>1:43.861</i>	<i>139.4</i>

Qualifying Classification

Position

12 **54 Johnny McCAY**

LWT Behind **33.691**

Best Time **4:34.128** Best Speed **97.195** On **4** Gp

Lap	Lap Time	Lap Speed	Sector 1	Sector 2	Sector 3	Speed Trap
1	6:02.939	72.174		1:43.517	1:47.529	99.7
2	4:38.902	95.532	1:16.151	1:36.965	1:45.786	119.8
3	4:36.134	96.489	1:14.842	1:36.339	1:44.953	121.8
4	4:34.128	97.195	1:14.804	1:34.609	1:44.715	119.2
5	4:38.375	95.712	1:15.669	1:36.010	1:46.696	119.2
<i>Ideal</i>	<i>4:34.128</i>	<i>97.195</i>	<i>1:14.804</i>	<i>1:34.609</i>	<i>1:44.715</i>	<i>121.8</i>

13 **105 Darren DUNCAN**

LWT Behind **37.378**

Best Time **4:37.815** Best Speed **95.905** On **2** Gp

Lap	Lap Time	Lap Speed	Sector 1	Sector 2	Sector 3	Speed Trap
1	6:35.650	66.207		1:40.313	1:53.233	112.8
2	4:37.815	95.905	1:14.325	1:35.207	1:48.283	129.2
3	4:39.269	95.406	1:15.579	1:36.888	1:46.802	127.5
4	4:39.127	95.455	1:14.469	1:38.335	1:46.323	127.3
5	4:38.315	95.733	1:14.503	1:36.195	1:47.617	126.8
<i>Ideal</i>	<i>4:35.855</i>	<i>96.587</i>	<i>1:14.325</i>	<i>1:35.207</i>	<i>1:46.323</i>	<i>129.2</i>

14 **36 Paul DALEY**

LWT Behind **38.581**

Best Time **4:39.018** Best Speed **95.492** On **3** Gp

Lap	Lap Time	Lap Speed	Sector 1	Sector 2	Sector 3	Speed Trap
1	12:34.730	34.707		1:41.687	1:48.400	113.0
2	4:41.005	94.817	1:14.271	1:39.469	1:47.265	124.9
3	4:39.018	95.492	1:14.056	1:38.044	1:46.918	123.3
<i>Ideal</i>	<i>4:39.018</i>	<i>95.492</i>	<i>1:14.056</i>	<i>1:38.044</i>	<i>1:46.918</i>	<i>124.9</i>

15 **22 Gillian McGAW**

LWT Behind **40.758**

Best Time **4:41.195** Best Speed **94.753** On **3** Gp

Lap	Lap Time	Lap Speed	Sector 1	Sector 2	Sector 3	Speed Trap
1	6:18.185	69.264		1:44.278	1:51.413	117.1
2	4:41.971	94.492	1:14.159	1:38.646	1:49.166	135.5
3	4:41.195	94.753	1:15.345	1:37.957	1:47.893	133.3
4	4:41.692	94.585	1:13.897	1:38.716	1:49.079	132.8
5	4:42.465	94.327	1:13.670	1:38.098	1:50.697	133.9
<i>Ideal</i>	<i>4:39.520</i>	<i>95.320</i>	<i>1:13.670</i>	<i>1:37.957</i>	<i>1:47.893</i>	<i>135.5</i>

Qualifying Classification

Position

16 96 Stephen CARR

LWT Behind **42.333**

Best Time **4:42.770** Best Speed **94.225** On **4** Gp

Lap	Lap Time	Lap Speed	Sector 1	Sector 2	Sector 3	Speed Trap
1	6:55.834	62.993		1:46.697	1:55.577	96.3
2	4:45.122	93.448	1:16.250	1:38.867	1:50.005	128.5
3	4:45.187	93.426	1:14.737	1:40.631	1:49.819	125.6
4	4:42.770	94.225	1:15.203	1:38.630	1:48.937	127.3
<i>Ideal</i>	<i>4:42.304</i>	<i>94.380</i>	<i>1:14.737</i>	<i>1:38.630</i>	<i>1:48.937</i>	<i>128.5</i>

17 57 Yvonne MONTGOMERY

LWT Behind **44.049**

Best Time **4:44.486** Best Speed **93.656** On **5** Gp

Lap	Lap Time	Lap Speed	Sector 1	Sector 2	Sector 3	Speed Trap
1	6:20.079	68.919		1:42.626	1:53.117	99.2
2	4:46.136	93.116	1:15.289	1:38.342	1:52.505	133.3
3	4:45.352	93.372	1:15.704	1:36.997	1:52.651	133.6
4	4:44.718	93.580	1:15.079	1:39.614	1:50.025	132.8
5	4:44.486	93.656	1:14.681	1:39.493	1:50.312	134.9
<i>Ideal</i>	<i>4:41.703</i>	<i>94.582</i>	<i>1:14.681</i>	<i>1:36.997</i>	<i>1:50.025</i>	<i>134.9</i>

Ultra-Lightweight (125GP/Moto)



Qualifying Classification

Position

1 44 Michal DOKOUPIL

ULW Behind 1.879
Best Time 4:07.498 Best Speed 107.653 On 4 Gp

Lap	Lap Time	Lap Speed	Sector 1	Sector 2	Sector 3	Speed Trap
1	5:21.987	81.353		1:28.273	1:36.595	106.0
2	4:09.217	106.911	1:08.174	1:25.900	1:35.143	136.6
3	4:07.786	107.528	1:07.674	1:24.684	1:35.428	133.6
4	4:07.498	107.653	1:07.516	1:24.965	1:35.017	132.5
5	4:08.263	107.322	1:07.892	1:25.024	1:35.347	132.8
Ideal	4:07.217	107.776	1:07.516	1:24.684	1:35.017	136.6

2 17 Christian ELKIN

ULW Behind 1.879
Best Time 4:09.377 Best Speed 106.842 On 3 Gp

Lap	Lap Time	Lap Speed	Sector 1	Sector 2	Sector 3	Speed Trap
1	5:30.723	79.204		1:30.242	1:43.079	106.5
2	4:12.210	105.642	1:09.228	1:26.798	1:36.184	131.2
3	4:09.377	106.842	1:08.451	1:26.243	1:34.683	134.9
4	4:09.521	106.780	1:08.529	1:26.475	1:34.517	129.7
5	4:09.461	106.806	1:08.254	1:26.158	1:35.049	129.7
Ideal	4:08.929	107.034	1:08.254	1:26.158	1:34.517	134.9

3 3 Gary DUNLOP

ULW Behind 5.558
Best Time 4:13.056 Best Speed 105.289 On 3 Gp

Lap	Lap Time	Lap Speed	Sector 1	Sector 2	Sector 3	Speed Trap
1	5:40.512	76.927		1:34.714	1:40.741	115.9
2	4:23.711	101.035	1:11.021	1:32.372	1:40.318	135.5
3	4:13.056	105.289	1:08.577	1:28.513	1:35.966	130.7
4	4:18.889	102.917	1:09.285	1:27.728	1:41.876	128.0
Ideal	4:12.271	105.616	1:08.577	1:27.728	1:35.966	135.5

4 2 Nigel MOORE

ULW Behind 11.720
Best Time 4:19.218 Best Speed 102.786 On 4 Gp

Lap	Lap Time	Lap Speed	Sector 1	Sector 2	Sector 3	Speed Trap
1	6:31.072	66.982		1:36.652	1:47.043	100.8
2	4:29.427	98.891	1:16.176	1:32.011	1:41.240	122.9
3	4:21.358	101.944	1:12.899	1:30.034	1:38.425	126.6
4	4:19.218	102.786	1:11.077	1:30.236	1:37.905	124.9
Ideal	4:19.016	102.866	1:11.077	1:30.034	1:37.905	126.6

Qualifying Classification

Position

5 5 Melissa KENNEDY

ULW Behind 13.246
Best Time 4:20.744 Best Speed 102.184 On 5 Gp

Lap	Lap Time	Lap Speed	Sector 1	Sector 2	Sector 3	Speed Trap
1	6:19.117	69.094		1:39.169	1:50.845	116.7
2	4:30.367	98.547	1:13.366	1:34.589	1:42.412	130.7
3	4:24.293	100.812	1:11.726	1:31.924	1:40.643	129.5
4	4:25.701	100.278	1:11.288	1:32.133	1:42.280	132.8
5	4:20.744	102.184	1:11.091	1:30.519	1:39.134	128.7
Ideal	4:20.744	102.184	1:11.091	1:30.519	1:39.134	132.8

6 23 Chris MEYER

ULW Behind 23.890
Best Time 4:31.388 Best Speed 98.177 On 5 Gp

Lap	Lap Time	Lap Speed	Sector 1	Sector 2	Sector 3	Speed Trap
1	6:30.798	67.029		1:42.969	1:49.026	113.2
2	4:36.390	96.400	1:15.665	1:36.579	1:44.146	121.8
3	4:36.863	96.235	1:15.164	1:37.083	1:44.616	124.7
4	4:34.399	97.099	1:14.392	1:35.817	1:44.190	122.2
5	4:31.388	98.177	1:12.761	1:35.922	1:42.705	122.4
Ideal	4:31.283	98.215	1:12.761	1:35.817	1:42.705	124.7

7 11 Wayne KENNEDY

ULW Behind 26.231
Best Time 4:33.729 Best Speed 97.337 On 3 Gp

Lap	Lap Time	Lap Speed	Sector 1	Sector 2	Sector 3	Speed Trap
1	6:20.677	68.811		1:42.763	1:53.371	110.7
2	4:39.637	95.281	1:14.921	1:35.894	1:48.822	127.5
3	4:33.729	97.337	1:15.863	1:36.614	1:41.252	123.5
4	4:34.978	96.895	1:16.845	1:36.653	1:41.480	112.4
5	4:41.147	94.769	1:20.519	1:37.758	1:42.870	95.1
Ideal	4:32.067	97.932	1:14.921	1:35.894	1:41.252	127.5

8 18 Sarah BOYES

ULW Behind 29.001
Best Time 4:36.499 Best Speed 96.362 On 3 Gp

Lap	Lap Time	Lap Speed	Sector 1	Sector 2	Sector 3	Speed Trap
1	6:45.353	64.622		1:41.415	1:49.966	112.2
2	4:38.458	95.684	1:14.709	1:38.550	1:45.199	126.3
3	4:36.499	96.362	1:14.404	1:36.535	1:45.560	125.4
Ideal	4:36.138	96.488	1:14.404	1:36.535	1:45.199	126.3

Ultra-Lightweight (125GP/Moto)



Qualifying Classification

Position

9	12 Malcolm LOVE	ULW	Behind	34.156		
Best Time	4:41.654	Best Speed	94.598	On 4 Gp		
<i>Lap</i>	<i>Lap Time</i>	<i>Lap Speed</i>	<i>Sector 1</i>	<i>Sector 2</i>	<i>Sector 3</i>	<i>Speed Trap</i>
1	6:09.210	70.948		1:44.633	1:53.832	96.7
2	4:51.621	91.365	1:18.144	1:41.818	1:51.659	125.4
3	4:43.819	93.877	1:16.805	1:38.498	1:48.516	121.1
4	4:41.654	94.598	1:14.772	1:38.758	1:48.124	123.1
5	4:42.611	94.278	1:15.493	1:39.089	1:48.029	125.4
<i>Ideal</i>	<i>4:41.299</i>	<i>94.718</i>	<i>1:14.772</i>	<i>1:38.498</i>	<i>1:48.029</i>	<i>125.4</i>

10	15 Peter McKILLOP	ULW	Behind	51.974		
Best Time	4:59.472	Best Speed	88.970	On 4 Gp		
<i>Lap</i>	<i>Lap Time</i>	<i>Lap Speed</i>	<i>Sector 1</i>	<i>Sector 2</i>	<i>Sector 3</i>	<i>Speed Trap</i>
1	6:38.518	65.730		1:48.898	1:58.708	101.4
2	5:01.799	88.284	1:20.785	1:44.934	1:56.080	121.3
3	5:01.321	88.424	1:19.521	1:44.333	1:57.467	119.0
4	4:59.472	88.970	1:20.381	1:43.124	1:55.967	116.3
<i>Ideal</i>	<i>4:58.612</i>	<i>89.226</i>	<i>1:19.521</i>	<i>1:43.124</i>	<i>1:55.967</i>	<i>121.3</i>

fonaCAB ULSTER GRAND PRIX

LIGHTWEIGHT & ULTRA-LIGHTWEIGHT

First Qualifying

SECTOR ANALYSIS

Perfect Lap (sum of best sectors) = 4:00.233



SECTOR 1 FINISH - TULLYRUSK			SECTOR 2 TULLYRUSK - JORDAN'S		SECTOR 3 JORDAN'S - FINISH		IDEAL / BEST COMPARISON								
Pos	No	Name	Time	No	Name	Time	Pos	No	Name	Ideal Time	Best Tim	Diff			
1	109	Neil KERNOHAN	1:05.603	109	Neil KERNOHAN	1:22.609	109	Neil KERNOHAN	1:32.021	1	109	Neil KERNOHAN	4:00.233	4:00.437	0.204
2	41	Paul WILLIAMS	1:07.213	44	Michal DOKOUPIL	1:24.684	31	Shaun ANDERSON	1:34.430	2	44	Michal DOKOUPIL	4:07.217	4:07.498	0.281
3	44	Michal DOKOUPIL	1:07.516	31	Shaun ANDERSON	1:24.884	17	Christian ELKIN	1:34.517	3	71	Davy MORGAN		4:08.165	
4	17	Christian ELKIN	1:08.254	17	Christian ELKIN	1:26.158	44	Michal DOKOUPIL	1:35.017	4	31	Shaun ANDERSON	4:08.842	4:09.180	0.338
5	59	Darryl TWEED	1:08.506	41	Paul WILLIAMS	1:26.602	3	Gary DUNLOP	1:35.966	5	17	Christian ELKIN	4:08.929	4:09.377	0.448
6	72	Gareth KEYS	1:08.575	59	Darryl TWEED	1:26.621	41	Paul WILLIAMS	1:36.195	6	41	Paul WILLIAMS	4:10.010	4:10.010	0.000
7	3	Gary DUNLOP	1:08.577	72	Gareth KEYS	1:27.536	59	Darryl TWEED	1:37.023	7	3	Gary DUNLOP	4:12.271	4:13.056	0.785
8	26	Stephen McKEOWN	1:08.790	3	Gary DUNLOP	1:27.728	2	Nigel MOORE	1:37.905	8	59	Darryl TWEED	4:12.150	4:13.632	1.482
9	37	Kris DUNCAN	1:09.423	26	Stephen McKEOWN	1:29.810	72	Gareth KEYS	1:37.966	9	72	Gareth KEYS	4:14.077	4:15.733	1.656
10	31	Shaun ANDERSON	1:09.528	2	Nigel MOORE	1:30.034	37	Kris DUNCAN	1:38.322	10	26	Stephen McKEOWN	4:17.062	4:17.674	0.612
11	2	Nigel MOORE	1:11.077	5	Melissa KENNEDY	1:30.519	26	Stephen McKEOWN	1:38.462	11	2	Nigel MOORE	4:19.016	4:19.218	0.202
12	5	Melissa KENNEDY	1:11.091	37	Kris DUNCAN	1:30.693	5	Melissa KENNEDY	1:39.134	12	37	Kris DUNCAN	4:18.438	4:20.268	1.830
13	10	Bryan HARDING	1:11.869	7	Dave WALSH	1:32.884	11	Wayne KENNEDY	1:41.252	13	5	Melissa KENNEDY	4:20.744	4:20.744	0.000
14	7	Dave WALSH	1:12.190	14	Peter FLETCHER	1:32.939	7	Dave WALSH	1:42.103	14	7	Dave WALSH	4:27.177	4:27.643	0.466
15	23	Chris MEYER	1:12.761	10	Bryan HARDING	1:33.247	23	Chris MEYER	1:42.705	15	14	Peter FLETCHER	4:28.672	4:28.764	0.092
16	14	Peter FLETCHER	1:12.829	54	Johnny McCAY	1:34.609	14	Peter FLETCHER	1:42.904	16	10	Bryan HARDING	4:28.977	4:30.324	1.347
17	22	Gillian McGAW	1:13.670	105	Darren DUNCAN	1:35.207	10	Bryan HARDING	1:43.861	17	23	Chris MEYER	4:31.283	4:31.388	0.105
18	36	Paul DALEY	1:14.056	23	Chris MEYER	1:35.817	54	Johnny McCAY	1:44.715	18	11	Wayne KENNEDY	4:32.067	4:33.729	1.662
19	105	Darren DUNCAN	1:14.325	11	Wayne KENNEDY	1:35.894	18	Sarah BOYES	1:45.199	19	54	Johnny McCAY	4:34.128	4:34.128	0.000
20	18	Sarah BOYES	1:14.404	18	Sarah BOYES	1:36.535	105	Darren DUNCAN	1:46.323	20	18	Sarah BOYES	4:36.138	4:36.499	0.361
21	57	Yvonne MONTGOMER	1:14.681	57	Yvonne MONTGOMER	1:36.997	36	Paul DALEY	1:46.918	21	105	Darren DUNCAN	4:35.855	4:37.815	1.960
22	96	Stephen CARR	1:14.737	22	Gillian McGAW	1:37.957	22	Gillian McGAW	1:47.893	22	36	Paul DALEY	4:39.018	4:39.018	0.000
23	12	Malcolm LOVE	1:14.772	36	Paul DALEY	1:38.044	12	Malcolm LOVE	1:48.029	23	22	Gillian McGAW	4:39.520	4:41.195	1.675
24	54	Johnny McCAY	1:14.804	12	Malcolm LOVE	1:38.498	96	Stephen CARR	1:48.937	24	12	Malcolm LOVE	4:41.299	4:41.654	0.355
25	11	Wayne KENNEDY	1:14.921	96	Stephen CARR	1:38.630	57	Yvonne MONTGOMER	1:50.025	25	96	Stephen CARR	4:42.304	4:42.770	0.466
26	15	Peter McKILLOP	1:19.521	15	Peter McKILLOP	1:43.124	15	Peter McKILLOP	1:55.967	26	57	Yvonne MONTGOMERY	4:41.703	4:44.486	2.783
									27	15	Peter McKILLOP	4:58.612	4:59.472	0.860	



SPEED TRAP
ON FLYING KILO

Class No/Name **Fastest** Lap 1 Lap 2 Lap 3 Lap 4 Lap 5 Lap 6 Lap 7 Lap 8 Lap 9 Lap 10 Lap 11 Lap 12

Lightweight (250GP/400/Moto 450)

LWT	41	Paul WILLIAMS	142.3	124.2	138.0	141.7	140.9	<u>142.3</u>						
LWT	109	Neil KERNOHAN	140.9	119.6	<u>140.9</u>	138.0	136.6							
LWT	7	Dave WALSH	139.4	110.6	<u>139.4</u>	119.0	131.2	131.5						
LWT	10	Bryan HARDING	139.4	94.8	128.0	136.6	<u>139.4</u>	126.6						
LWT	22	Gillian McGAW	135.5	117.1	<u>135.5</u>	133.3	132.8	133.9						
LWT	26	Stephen McKEOWN	135.5	121.1	<u>135.5</u>	133.3	134.9	134.4						
LWT	37	Kris DUNCAN	135.2	113.2	134.1	<u>135.2</u>								
LWT	57	Yvonne MONTGOMERY	134.9	99.2	133.3	133.6	132.8	<u>134.9</u>						
LWT	59	Darryl TWEED	134.7	119.0	<u>134.7</u>	132.5	132.5							
LWT	72	Gareth KEYS	133.3	124.9	<u>133.3</u>	130.7								
LWT	31	Shaun ANDERSON	132.0	120.9	128.0	<u>132.0</u>	117.3	128.7						
LWT	14	Peter FLETCHER	131.5	113.7	124.2	<u>131.5</u>	116.5	119.8						
LWT	105	Darren DUNCAN	129.2	112.8	<u>129.2</u>	127.5	127.3	126.8						
LWT	96	Stephen CARR	128.5	96.3	<u>128.5</u>	125.6	127.3							
LWT	36	Paul DALEY	124.9	113.0	<u>124.9</u>	123.3								
LWT	54	Johnny McCAY	121.8	99.7	119.8	<u>121.8</u>	119.2	119.2						

SPEED TRAP
ON FLYING KILO

Class No/Name **Fastest** Lap 1 Lap 2 Lap 3 Lap 4 Lap 5 Lap 6 Lap 7 Lap 8 Lap 9 Lap 10 Lap 11 Lap 12

Ultra-Lightweight (125GP/Moto 3/SS30)

Class	No/Name	Fastest	Lap 1	Lap 2	Lap 3	Lap 4	Lap 5	Lap 6	Lap 7	Lap 8	Lap 9	Lap 10	Lap 11	Lap 12
UL	44 Michal DOKOUPIL	136.6	106.0	136.6	133.6	132.5	132.8							
UL	3 Gary DUNLOP	135.5	115.9	135.5	130.7	128.0								
UL	17 Christian ELKIN	134.9	106.5	131.2	134.9	129.7	129.7							
UL	5 Melissa KENNEDY	132.8	116.7	130.7	129.5	132.8	128.7							
UL	11 Wayne KENNEDY	127.5	110.7	127.5	123.5	112.4	95.1							
UL	2 Nigel MOORE	126.6	100.8	122.9	126.6	124.9								
UL	18 Sarah BOYES	126.3	112.2	126.3	125.4									
UL	12 Malcolm LOVE	125.4	96.7	125.4	121.1	123.1	125.4							
UL	23 Chris MEYER	124.7	113.2	121.8	124.7	122.2	122.4							
UL	15 Peter McKILLOP	121.3	101.4	121.3	119.0	116.3								

fonaCAB ULSTER GRAND PRIX LIGHTWEIGHT & ULTRA-LIGHTWEIGHT

Second Qualifying
Thursday, 08 August 2019

Lightweight (250GP/400/Moto 450)




					Qualifying Time	4:47.805			Qualifying Speed	92.576		
Pos	Class	No	Name	Machine / Sponsor	Time	Best Lap Behind	Speed	On	Total Laps	Qualifying Laps		
Qualifying Classification												
1	LWT	109	Neil KERNOHAN	Honda 250 - Logan Racing	3:56.624		112.600	3	4	3		
2	LWT	71	Davy MORGAN	Honda 250 - DM71	3:58.470	1.846	111.729	3	4	3		
3	LWT	72	Gareth KEYS	Yamaha 250	4:05.436	8.812	108.558	5	5	4		
4	LWT	37	Kris DUNCAN	Kawasaki 400 - RT&E Racing	4:07.461	10.837	107.669	5	5	4		
5	LWT	31	Shaun ANDERSON	Honda 250 - CB Racing	4:09.676	13.052	106.714	2	4	3		
6	LWT	41	Paul WILLIAMS	Yamaha 400 - PK Racing	4:10.139	13.515	106.517	3	4	3		
7	LWT	59	Darryl TWEED	Kawasaki 400 - Bayview Hotel	4:10.282	13.658	106.456	2	3	2		
8	LWT	26	Stephen McKEOWN	Kawasaki 400 - McKillop Motorcycles	4:12.507	15.883	105.518	3	5	4		
9	LWT	7	Dave WALSH	Kawasaki 400 - DRW Racing	4:21.409	24.785	101.924	4	5	4		
10	LWT	10	Bryan HARDING	Honda 250	4:22.268	25.644	101.591	5	5	4		
11	LWT	22	Gillian McGAW	Kawasaki 400	4:31.455	34.831	98.152	3	5	4		
12	LWT	54	Johnny McCAY	Yamaha 400	4:32.170	35.546	97.895	3	5	4		
13	LWT	57	Yvonne MONTGOMERY	Kawasaki 400	4:33.590	36.966	97.386	4	5	4		
14	LWT	36	Paul DALEY	Kawasaki 400	4:34.721	38.097	96.986	4	5	4		
Non Qualifiers												
	LWT	14	Peter FLETCHER	Kawasaki 400 - Bayview Hotel	4:29.934	25.730	98.705	2	3	1		
	LWT	105	Darren DUNCAN	Kawasaki 400	4:33.765	29.561	97.324	2	2	1		
	LWT	96	Stephen CARR	Kawasaki 400	4:39.044	34.840	95.483	2	2	1		

Ultra-Lightweight (125GP/Moto 3/SS300)

					Qualifying Time	4:58.276			Qualifying Speed	89.327		
Pos	Class	No	Name	Machine / Sponsor	Time	Best Lap Behind	Speed	On	Total Laps	Qualifying Laps		
Qualifying Classification												
1	ULW	44	Michal DOKOUPIL	Ariane 250 Moto 3	4:04.204		109.105	3	5	5		
2	ULW	17	Christian ELKIN	Honda 250 Moto 3 - Bob Wylie Racing	4:04.995	0.791	108.753	5	5	4		
3	ULW	3	Gary DUNLOP	Honda 125 - Joey's Bar MCC	4:11.122	6.918	106.100	3	3	2		
4	ULW	2	Nigel MOORE	Honda 250 Moto 3	4:16.843	12.639	103.736	4	5	4		
5	ULW	5	Melissa KENNEDY	Honda 250 Moto 3 - K.N.R.	4:17.934	13.730	103.298	5	5	4		
6	ULW	11	Wayne KENNEDY	Honda 125 - Joey's Bar MCC	4:26.109	21.905	100.124	2	4	3		
7	ULW	23	Chris MEYER	Honda 125	4:27.719	23.515	99.522	2	5	4		
8	ULW	18	Sarah BOYES	Honda 125 - Harp Farm Racing	4:32.128	27.924	97.910	2	5	4		
9	ULW	15	Peter McKILLOP	Honda 125	4:45.897	41.693	93.194	2	4	3		
Non Qualifiers												
	ULW	12	Malcolm LOVE	Honda 250 Moto 3 - CB Racing	4:46.295	42.091	93.065	3	3	1		

Provisional result to be confirmed by the Stewards of the Meeting subject to completion of technical inspections & the time limit for protests

Page 1 / 1

Circuit	Dundrod	Signed	Organising Club	Dundrod & District MCC
Length(miles)	7.4011 Lap 1 (7.2763)		Qualifying Started	12:20
Weather	Bright	Chief Timekeeper		
Track	Dry,26°C	Issued At: 12:50		

fonaCAB ULSTER GRAND PRIX

LIGHTWEIGHT & ULTRA-LIGHTWEIGHT

Second Qualifying

Thursday, 08 August 2019

DETAILED SECTOR ANALYSIS

Lightweight (250GP/400/Moto 45)



Qualifying Classification

Position

1 109 Neil KERNOHAN

LWT Behind **1.846**
Best Time **3:56.624** Best Speed **112.600** On **3** Gp

Lap	Lap Time	Lap Speed	Sector 1	Sector 2	Sector 3	Speed Trap
1	5:30.714	79.206	1:24.686	1:35.031	126.6	
2	3:58.562	111.686	1:04.718	1:22.966	1:30.878	145.1
3	3:56.624	112.600	1:03.768	1:21.801	1:31.055	145.1
4	4:02.597	109.828	1:03.588	1:23.780	1:35.229	146.7
<i>Ideal</i>	<i>3:56.267</i>	<i>112.771</i>	<i>1:03.588</i>	<i>1:21.801</i>	<i>1:30.878</i>	<i>146.7</i>

2 71 Davy MORGAN

LWT Behind **1.846**
Best Time **3:58.470** Best Speed **111.729** On **3** Gp

Lap	Lap Time	Lap Speed	Sector 1	Sector 2	Sector 3	Speed Trap
1	5:26.065	80.336	1:35.591	1:41.286	103.4	
2	3:59.252	111.364	1:04.174	1:23.337	1:31.741	143.9
3	3:58.470	111.729	1:04.191	1:23.066	1:31.213	141.2
4	4:07.893	107.482	1:06.404	1:23.392	1:38.097	135.7
<i>Ideal</i>	<i>3:58.453</i>	<i>111.737</i>	<i>1:04.174</i>	<i>1:23.066</i>	<i>1:31.213</i>	<i>143.9</i>

3 72 Gareth KEYS

LWT Behind **8.812**
Best Time **4:05.436** Best Speed **108.558** On **5** Gp

Lap	Lap Time	Lap Speed	Sector 1	Sector 2	Sector 3	Speed Trap
1	5:50.234	74.792	1:30.366	1:37.406	98.0	
2	4:08.633	107.162	1:05.918	1:27.006	1:35.709	141.7
3	4:09.677	106.714	1:05.746	1:28.649	1:35.282	141.2
4	4:07.045	107.851	1:06.385	1:26.280	1:34.380	137.1
5	4:05.436	108.558	1:06.342	1:25.199	1:33.895	136.3
<i>Ideal</i>	<i>4:04.840</i>	<i>108.822</i>	<i>1:05.746</i>	<i>1:25.199</i>	<i>1:33.895</i>	<i>141.7</i>

4 37 Kris DUNCAN

LWT Behind **10.837**
Best Time **4:07.461** Best Speed **107.669** On **5** Gp

Lap	Lap Time	Lap Speed	Sector 1	Sector 2	Sector 3	Speed Trap
1	5:06.283	85.524	1:29.134	1:37.011	121.3	
2	4:10.786	106.242	1:07.350	1:27.191	1:36.245	136.6
3	4:10.444	106.387	1:06.948	1:28.232	1:35.264	136.6
4	4:08.388	107.268	1:06.721	1:26.687	1:34.980	138.8
5	4:07.461	107.669	1:06.636	1:26.116	1:34.709	137.4
<i>Ideal</i>	<i>4:07.461</i>	<i>107.669</i>	<i>1:06.636</i>	<i>1:26.116</i>	<i>1:34.709</i>	<i>138.8</i>

Qualifying Classification

Position

5 31 Shaun ANDERSON

LWT Behind **13.052**
Best Time **4:09.676** Best Speed **106.714** On **2** Gp

Lap	Lap Time	Lap Speed	Sector 1	Sector 2	Sector 3	Speed Trap
1	7:18.695	59.710	1:28.780	1:38.053	114.9	
2	4:09.676	106.714	1:08.212	1:25.734	1:35.730	132.8
3	4:11.316	106.018	1:08.324	1:26.714	1:36.278	130.7
4	4:13.543	105.087	1:08.644	1:27.374	1:37.525	129.7
<i>Ideal</i>	<i>4:09.676</i>	<i>106.714</i>	<i>1:08.212</i>	<i>1:25.734</i>	<i>1:35.730</i>	<i>132.8</i>

6 41 Paul WILLIAMS

LWT Behind **13.515**
Best Time **4:10.139** Best Speed **106.517** On **3** Gp

Lap	Lap Time	Lap Speed	Sector 1	Sector 2	Sector 3	Speed Trap
1	6:27.032	67.681	1:30.351	1:39.208	118.7	
2	4:13.858	104.956	1:07.293	1:28.763	1:37.802	145.7
3	4:10.139	106.517	1:06.228	1:27.587	1:36.324	146.4
4	4:13.778	104.989	1:05.978	1:28.541	1:39.259	143.9
<i>Ideal</i>	<i>4:09.889</i>	<i>106.623</i>	<i>1:05.978</i>	<i>1:27.587</i>	<i>1:36.324</i>	<i>146.4</i>

7 59 Darryl TWEED

LWT Behind **13.658**
Best Time **4:10.282** Best Speed **106.456** On **2** Gp

Lap	Lap Time	Lap Speed	Sector 1	Sector 2	Sector 3	Speed Trap
1	5:36.072	77.944	1:27.812	1:36.762	123.5	
2	4:10.282	106.456	1:07.812	1:26.094	1:36.376	138.3
3	4:11.871	105.784	1:06.977	1:25.973	1:38.921	134.4
<i>Ideal</i>	<i>4:09.326</i>	<i>106.864</i>	<i>1:06.977</i>	<i>1:25.973</i>	<i>1:36.376</i>	<i>138.3</i>

8 26 Stephen McKEOWN

LWT Behind **15.883**
Best Time **4:12.507** Best Speed **105.518** On **3** Gp

Lap	Lap Time	Lap Speed	Sector 1	Sector 2	Sector 3	Speed Trap
1	5:30.440	79.272	1:35.696	1:42.095	118.5	
2	4:16.786	103.759	1:07.077	1:30.720	1:38.989	137.4
3	4:12.507	105.518	1:06.872	1:27.665	1:37.970	137.7
4	4:18.097	103.232	1:07.960	1:31.202	1:38.935	138.0
5	4:13.732	105.008	1:07.401	1:29.127	1:37.204	137.4
<i>Ideal</i>	<i>4:11.741</i>	<i>105.839</i>	<i>1:06.872</i>	<i>1:27.665</i>	<i>1:37.204</i>	<i>138.0</i>

Qualifying Classification

Position

9	7 Dave WALSH	LWT	Behind	24.785		
Best Time	4:21.409	Best Speed	101.924	On 4 Gp		
Lap	Lap Time	Lap Speed	Sector 1	Sector 2	Sector 3	Speed Trap
1	5:26.846	80.144		1:35.197	1:43.871	108.2
2	4:25.079	100.513	1:10.103	1:33.430	1:41.546	142.0
3	4:24.011	100.920	1:12.450	1:31.514	1:40.047	125.6
4	4:21.409	101.924	1:10.492	1:31.199	1:39.718	136.3
5	4:24.119	100.879	1:09.824	1:33.013	1:41.282	138.3
Ideal	4:20.741	102.186	1:09.824	1:31.199	1:39.718	142.0

10	10 Bryan HARDING	LWT	Behind	25.644		
Best Time	4:22.268	Best Speed	101.591	On 5 Gp		
Lap	Lap Time	Lap Speed	Sector 1	Sector 2	Sector 3	Speed Trap
1	5:25.353	80.512		1:34.403	1:45.713	101.9
2	4:27.493	99.606	1:10.661	1:31.982	1:44.850	140.9
3	4:24.678	100.666	1:09.994	1:31.669	1:43.015	133.1
4	4:23.572	101.088	1:10.285	1:31.443	1:41.844	128.5
5	4:22.268	101.591	1:09.455	1:30.720	1:42.093	141.5
Ideal	4:22.019	101.687	1:09.455	1:30.720	1:41.844	141.5

11	22 Gillian McGAW	LWT	Behind	34.831		
Best Time	4:31.455	Best Speed	98.152	On 3 Gp		
Lap	Lap Time	Lap Speed	Sector 1	Sector 2	Sector 3	Speed Trap
1	5:33.187	78.619		1:38.009	1:47.725	123.8
2	4:33.016	97.591	1:11.246	1:35.270	1:46.500	138.3
3	4:31.455	98.152	1:11.494	1:34.498	1:45.463	138.0
4	4:33.138	97.548	1:11.591	1:35.340	1:46.207	135.7
5	4:34.127	97.196	1:11.464	1:36.101	1:46.562	136.9
Ideal	4:31.207	98.242	1:11.246	1:34.498	1:45.463	138.3

Qualifying Classification

Position

12	54 Johnny McCAY	LWT	Behind	35.546		
Best Time	4:32.170	Best Speed	97.895	On 3 Gp		
Lap	Lap Time	Lap Speed	Sector 1	Sector 2	Sector 3	Speed Trap
1	5:35.120	78.165		1:40.274	1:46.665	106.2
2	4:33.260	97.504	1:13.138	1:35.410	1:44.712	124.9
3	4:32.170	97.895	1:13.892	1:34.531	1:43.747	125.9
4	4:32.508	97.773	1:13.596	1:35.042	1:43.870	123.1
5	4:34.007	97.238	1:14.110	1:36.108	1:43.789	122.2
Ideal	4:31.416	98.167	1:13.138	1:34.531	1:43.747	125.9

13	57 Yvonne MONTGOMERY	LWT	Behind	36.966		
Best Time	4:33.590	Best Speed	97.386	On 4 Gp		
Lap	Lap Time	Lap Speed	Sector 1	Sector 2	Sector 3	Speed Trap
1	5:54.097	73.976		1:41.795	1:51.333	114.7
2	4:43.656	93.931	1:14.801	1:39.006	1:49.849	130.7
3	4:41.102	94.784	1:14.602	1:38.034	1:48.466	136.6
4	4:33.590	97.386	1:12.215	1:35.280	1:46.095	134.7
5	4:38.265	95.750	1:12.202	1:38.126	1:47.937	136.9
Ideal	4:33.577	97.391	1:12.202	1:35.280	1:46.095	136.9

14	36 Paul DALEY	LWT	Behind	38.097		
Best Time	4:34.721	Best Speed	96.986	On 4 Gp		
Lap	Lap Time	Lap Speed	Sector 1	Sector 2	Sector 3	Speed Trap
1	6:01.461	72.469		1:40.783	1:47.835	105.7
2	4:39.178	95.437	1:12.352	1:37.889	1:48.937	132.3
3	4:38.789	95.570	1:12.497	1:38.938	1:47.354	136.6
4	4:34.721	96.986	1:12.563	1:36.355	1:45.803	133.3
5	4:37.932	95.865	1:11.480	1:37.689	1:48.763	134.4
Ideal	4:33.638	97.369	1:11.480	1:36.355	1:45.803	136.6

Non Qualifiers

Position

fonaCAB ULSTER GRAND PRIX

LIGHTWEIGHT & ULTRA-LIGHTWEIGHT

Second Qualifying

Thursday, 08 August 2019

DETAILED SECTOR ANALYSIS

Lightweight (250GP/400/Moto 45)



Non Qualifiers

Position

14 Peter FLETCHER

LWT Behind **25.730**

Best Time **4:29.934** Best Speed **98.705** On **2** Gp

Lap	Lap Time	Lap Speed	Sector 1	Sector 2	Sector 3	Speed Trap
1	6:33.444	66.578		1:36.585	1:41.676	93.1
2	4:29.934	98.705	1:12.340	1:32.142	1:45.452	100.8
3	11:23.128	39.003		1:30.664	1:42.050	132.3
<i>Ideal</i>	<i>4:24.680</i>	<i>100.665</i>	<i>1:12.340</i>	<i>1:30.664</i>	<i>1:41.676</i>	<i>132.3</i>

105 Darren DUNCAN

LWT Behind **29.561**

Best Time **4:33.765** Best Speed **97.324** On **2** Gp

Lap	Lap Time	Lap Speed	Sector 1	Sector 2	Sector 3	Speed Trap
1	5:34.285	78.360		1:39.519	1:46.089	103.6
2	4:33.765	97.324	1:12.717	1:36.434	1:44.614	128.7
<i>Ideal</i>	<i>4:33.765</i>	<i>97.324</i>	<i>1:12.717</i>	<i>1:36.434</i>	<i>1:44.614</i>	<i>128.7</i>

96 Stephen CARR

LWT Behind **34.840**

Best Time **4:39.044** Best Speed **95.483** On **2** Gp

Lap	Lap Time	Lap Speed	Sector 1	Sector 2	Sector 3	Speed Trap
1	6:50.959	63.740		1:43.047	1:50.967	85.3
2	4:39.044	95.483	1:13.267	1:38.374	1:47.403	132.3
<i>Ideal</i>	<i>4:39.044</i>	<i>95.483</i>	<i>1:13.267</i>	<i>1:38.374</i>	<i>1:47.403</i>	<i>132.3</i>

fonaCAB ULSTER GRAND PRIX

LIGHTWEIGHT & ULTRA-LIGHTWEIGHT

Second Qualifying

Thursday, 08 August 2019

DETAILED SECTOR ANALYSIS

Ultra-Lightweight (125GP/Moto)



Qualifying Classification

Position

1 44 Michal DOKOUPIL

ULW Behind

Best Time **4:04.204** Best Speed **109.105** On **3** Gp

Lap	Lap Time	Lap Speed	Sector 1	Sector 2	Sector 3	Speed Trap
1	4:52.686	89.498		1:26.324	1:35.099	123.1
2	4:04.863	108.812	1:06.731	1:24.391	1:33.741	137.4
3	4:04.204	109.105	1:06.221	1:24.192	1:33.791	136.3
4	4:04.588	108.934	1:06.554	1:24.526	1:33.508	136.0
5	4:04.579	108.938	1:06.718	1:24.536	1:33.325	134.7
<i>Ideal</i>	<i>4:03.738</i>	<i>109.314</i>	<i>1:06.221</i>	<i>1:24.192</i>	<i>1:33.325</i>	<i>137.4</i>

2 17 Christian ELKIN

ULW Behind **0.791**

Best Time **4:04.995** Best Speed **108.753** On **5** Gp

Lap	Lap Time	Lap Speed	Sector 1	Sector 2	Sector 3	Speed Trap
1	5:02.131	86.700		1:29.121	1:36.024	112.8
2	4:08.943	107.028	1:07.264	1:26.767	1:34.912	133.9
3	4:07.720	107.557	1:06.754	1:26.496	1:34.470	133.9
4	4:06.974	107.882	1:06.980	1:25.724	1:34.270	132.3
5	4:04.995	108.753	1:06.937	1:25.007	1:33.051	132.5
<i>Ideal</i>	<i>4:04.812</i>	<i>108.834</i>	<i>1:06.754</i>	<i>1:25.007</i>	<i>1:33.051</i>	<i>133.9</i>

3 3 Gary DUNLOP

ULW Behind **6.918**

Best Time **4:11.122** Best Speed **106.100** On **3** Gp

Lap	Lap Time	Lap Speed	Sector 1	Sector 2	Sector 3	Speed Trap
1	5:34.449	78.322		1:32.545	1:40.014	113.7
2	4:17.614	103.426	1:09.097	1:30.063	1:38.454	136.0
3	4:11.122	106.100	1:07.958	1:27.775	1:35.389	133.9
<i>Ideal</i>	<i>4:11.122</i>	<i>106.100</i>	<i>1:07.958</i>	<i>1:27.775</i>	<i>1:35.389</i>	<i>136.0</i>

4 2 Nigel MOORE

ULW Behind **12.639**

Best Time **4:16.843** Best Speed **103.736** On **4** Gp

Lap	Lap Time	Lap Speed	Sector 1	Sector 2	Sector 3	Speed Trap
1	5:42.671	76.443		1:34.752	1:42.871	103.6
2	4:23.666	101.052	1:11.459	1:30.648	1:41.559	127.8
3	4:18.312	103.146	1:10.861	1:29.431	1:38.020	126.8
4	4:16.843	103.736	1:09.738	1:29.316	1:37.789	125.4
5	4:18.903	102.911	1:10.594	1:30.608	1:37.701	127.3
<i>Ideal</i>	<i>4:16.755</i>	<i>103.772</i>	<i>1:09.738</i>	<i>1:29.316</i>	<i>1:37.701</i>	<i>127.8</i>

Qualifying Classification

Position

5 5 Melissa KENNEDY

ULW Behind **13.730**

Best Time **4:17.934** Best Speed **103.298** On **5** Gp

Lap	Lap Time	Lap Speed	Sector 1	Sector 2	Sector 3	Speed Trap
1	5:34.524	78.304		1:32.440	1:42.370	109.8
2	4:18.562	103.047	1:10.087	1:30.855	1:37.620	134.7
3	4:21.319	101.960	1:10.960	1:30.963	1:39.396	137.4
4	4:19.201	102.793	1:10.519	1:30.495	1:38.187	133.6
5	4:17.934	103.298	1:09.498	1:30.817	1:37.619	133.3
<i>Ideal</i>	<i>4:17.612</i>	<i>103.427</i>	<i>1:09.498</i>	<i>1:30.495</i>	<i>1:37.619</i>	<i>137.4</i>

6 11 Wayne KENNEDY

ULW Behind **21.905**

Best Time **4:26.109** Best Speed **100.124** On **2** Gp

Lap	Lap Time	Lap Speed	Sector 1	Sector 2	Sector 3	Speed Trap
1	5:42.402	76.503		1:34.677	1:46.303	100.2
2	4:26.109	100.124	1:12.936	1:30.972	1:42.201	125.6
3	4:29.280	98.945	1:12.088	1:32.294	1:44.898	128.2
4	4:28.020	99.410	1:12.288	1:34.847	1:40.885	125.4
<i>Ideal</i>	<i>4:23.945</i>	<i>100.945</i>	<i>1:12.088</i>	<i>1:30.972</i>	<i>1:40.885</i>	<i>128.2</i>

7 23 Chris MEYER

ULW Behind **23.515**

Best Time **4:27.719** Best Speed **99.522** On **2** Gp

Lap	Lap Time	Lap Speed	Sector 1	Sector 2	Sector 3	Speed Trap
1	5:30.003	79.377		1:38.809	1:44.011	115.7
2	4:27.719	99.522	1:11.257	1:34.931	1:41.531	132.8
3	4:28.441	99.254	1:11.509	1:35.619	1:41.313	126.8
4	4:29.497	98.866	1:11.663	1:35.960	1:41.874	128.2
5	4:30.837	98.376	1:13.081	1:36.033	1:41.723	124.5
<i>Ideal</i>	<i>4:27.501</i>	<i>99.603</i>	<i>1:11.257</i>	<i>1:34.931</i>	<i>1:41.313</i>	<i>132.8</i>

Ultra-Lightweight (125GP/Moto)



Qualifying Classification

Position

8 18 Sarah BOYES

ULW Behind 27.924

Best Time 4:32.128 Best Speed 97.910 On 2 Gp

Lap	Lap Time	Lap Speed	Sector 1	Sector 2	Sector 3	Speed Trap
1	5:37.056	77.716		1:36.173	1:43.726	113.9
2	4:32.128	97.910	1:12.701	1:35.521	1:43.906	124.2
3	4:33.092	97.564	1:13.544	1:35.312	1:44.236	126.1
4	4:34.252	97.151	1:13.123	1:35.867	1:45.262	124.0
5	4:36.456	96.377	1:13.983	1:37.103	1:45.370	124.9
<i>Ideal</i>	<i>4:31.739</i>	<i>98.050</i>	<i>1:12.701</i>	<i>1:35.312</i>	<i>1:43.726</i>	<i>126.1</i>

9 15 Peter McKILLOP

ULW Behind 41.693

Best Time 4:45.897 Best Speed 93.194 On 2 Gp

Lap	Lap Time	Lap Speed	Sector 1	Sector 2	Sector 3	Speed Trap
1	5:42.273	76.532		1:39.904	1:49.422	118.5
2	4:45.897	93.194	1:14.597	1:39.177	1:52.123	127.8
3	4:48.471	92.363	1:16.837	1:39.934	1:51.700	127.8
4	4:47.930	92.536	1:15.796	1:40.335	1:51.799	127.0
<i>Ideal</i>	<i>4:43.196</i>	<i>94.083</i>	<i>1:14.597</i>	<i>1:39.177</i>	<i>1:49.422</i>	<i>127.8</i>

Non Qualifiers

Position

12 Malcolm LOVE

ULW Behind 42.091

Best Time 4:46.295 Best Speed 93.065 On 3 Gp

Lap	Lap Time	Lap Speed	Sector 1	Sector 2	Sector 3	Speed Trap
1	5:55.188	73.749		1:41.470	2:00.202	115.7
2	12:13.513	36.324		1:42.018	1:51.033	111.8
3	4:46.295	93.065	1:16.039	1:41.307	1:48.949	123.3
<i>Ideal</i>	<i>4:46.295</i>	<i>93.065</i>	<i>1:16.039</i>	<i>1:41.307</i>	<i>1:48.949</i>	<i>123.3</i>

fonaCAB ULSTER GRAND PRIX

LIGHTWEIGHT & ULTRA-LIGHTWEIGHT

Second Qualifying

SECTOR ANALYSIS

Perfect Lap (sum of best sectors) = 3:56.267



SECTOR 1 FINISH - TULLYRUSK			SECTOR 2 TULLYRUSK - JORDAN'S		SECTOR 3 JORDAN'S - FINISH		IDEAL / BEST COMPARISON								
Pos	No	Name	Time	No	Name	Time	Pos	No	Name	Ideal Time	Best Tim	Diff			
1	109	Neil KERNOHAN	1:03.588	109	Neil KERNOHAN	1:21.801	109	Neil KERNOHAN	1:30.878	1	109	Neil KERNOHAN	3:56.267	3:56.624	0.357
2	71	Davy MORGAN	1:04.174	71	Davy MORGAN	1:23.066	71	Davy MORGAN	1:31.213	2	71	Davy MORGAN	3:58.453	3:58.470	0.017
3	72	Gareth KEYS	1:05.746	44	Michal DOKOUPIL	1:24.192	17	Christian ELKIN	1:33.051	3	44	Michal DOKOUPIL	4:03.738	4:04.204	0.466
4	41	Paul WILLIAMS	1:05.978	17	Christian ELKIN	1:25.007	44	Michal DOKOUPIL	1:33.325	4	17	Christian ELKIN	4:04.812	4:04.995	0.183
5	44	Michal DOKOUPIL	1:06.221	72	Gareth KEYS	1:25.199	72	Gareth KEYS	1:33.895	5	72	Gareth KEYS	4:04.840	4:05.436	0.596
6	37	Kris DUNCAN	1:06.636	31	Shaun ANDERSON	1:25.734	37	Kris DUNCAN	1:34.709	6	37	Kris DUNCAN	4:07.461	4:07.461	0.000
7	17	Christian ELKIN	1:06.754	59	Darryl TWEED	1:25.973	3	Gary DUNLOP	1:35.389	7	31	Shaun ANDERSON	4:09.676	4:09.676	0.000
8	26	Stephen McKEOWN	1:06.872	37	Kris DUNCAN	1:26.116	31	Shaun ANDERSON	1:35.730	8	41	Paul WILLIAMS	4:09.889	4:10.139	0.250
9	59	Darryl TWEED	1:06.977	41	Paul WILLIAMS	1:27.587	41	Paul WILLIAMS	1:36.324	9	59	Darryl TWEED	4:09.326	4:10.282	0.956
10	3	Gary DUNLOP	1:07.958	26	Stephen McKEOWN	1:27.665	59	Darryl TWEED	1:36.376	10	3	Gary DUNLOP	4:11.122	4:11.122	0.000
11	31	Shaun ANDERSON	1:08.212	3	Gary DUNLOP	1:27.775	26	Stephen McKEOWN	1:37.204	11	26	Stephen McKEOWN	4:11.741	4:12.507	0.766
12	10	Bryan HARDING	1:09.455	2	Nigel MOORE	1:29.316	5	Melissa KENNEDY	1:37.619	12	2	Nigel MOORE	4:16.755	4:16.843	0.088
13	5	Melissa KENNEDY	1:09.498	5	Melissa KENNEDY	1:30.495	2	Nigel MOORE	1:37.701	13	5	Melissa KENNEDY	4:17.612	4:17.934	0.322
14	2	Nigel MOORE	1:09.738	14	Peter FLETCHER	1:30.664	7	Dave WALSH	1:39.718	14	7	Dave WALSH	4:20.741	4:21.409	0.668
15	7	Dave WALSH	1:09.824	10	Bryan HARDING	1:30.720	11	Wayne KENNEDY	1:40.885	15	10	Bryan HARDING	4:22.019	4:22.268	0.249
16	22	Gillian McGAW	1:11.246	11	Wayne KENNEDY	1:30.972	23	Chris MEYER	1:41.313	16	11	Wayne KENNEDY	4:23.945	4:26.109	2.164
17	23	Chris MEYER	1:11.257	7	Dave WALSH	1:31.199	14	Peter FLETCHER	1:41.676	17	23	Chris MEYER	4:27.501	4:27.719	0.218
18	36	Paul DALEY	1:11.480	22	Gillian McGAW	1:34.498	10	Bryan HARDING	1:41.844	18	14	Peter FLETCHER	4:24.680	4:29.934	5.254
19	11	Wayne KENNEDY	1:12.088	54	Johnny McCAY	1:34.531	18	Sarah BOYES	1:43.726	19	22	Gillian McGAW	4:31.207	4:31.455	0.248
20	57	Yvonne MONTGOMER	1:12.202	23	Chris MEYER	1:34.931	54	Johnny McCAY	1:43.747	20	18	Sarah BOYES	4:31.739	4:32.128	0.389
21	14	Peter FLETCHER	1:12.340	57	Yvonne MONTGOMER	1:35.280	105	Darren DUNCAN	1:44.614	21	54	Johnny McCAY	4:31.416	4:32.170	0.754
22	18	Sarah BOYES	1:12.701	18	Sarah BOYES	1:35.312	22	Gillian McGAW	1:45.463	22	57	Yvonne MONTGOMERY	4:33.577	4:33.590	0.013
23	105	Darren DUNCAN	1:12.717	36	Paul DALEY	1:36.355	36	Paul DALEY	1:45.803	23	105	Darren DUNCAN	4:33.765	4:33.765	0.000
24	54	Johnny McCAY	1:13.138	105	Darren DUNCAN	1:36.434	57	Yvonne MONTGOMER	1:46.095	24	36	Paul DALEY	4:33.638	4:34.721	1.083
25	96	Stephen CARR	1:13.267	96	Stephen CARR	1:38.374	96	Stephen CARR	1:47.403	25	96	Stephen CARR	4:39.044	4:39.044	0.000
26	15	Peter McKILLOP	1:14.597	15	Peter McKILLOP	1:39.177	12	Malcolm LOVE	1:48.949	26	15	Peter McKILLOP	4:43.196	4:45.897	2.701
27	12	Malcolm LOVE	1:16.039	12	Malcolm LOVE	1:41.307	15	Peter McKILLOP	1:49.422	27	12	Malcolm LOVE	4:46.295	4:46.295	0.000



SPEED TRAP
ON FLYING KILO

Class No/Name **Fastest** Lap 1 Lap 2 Lap 3 Lap 4 Lap 5 Lap 6 Lap 7 Lap 8 Lap 9 Lap 10 Lap 11 Lap 12

Lightweight (250GP/400/Moto 450)

LWT	109	Neil KERNOHAN	146.7	126.6	145.1	145.1	146.7					
LWT	41	Paul WILLIAMS	146.4	118.7	145.7	146.4	143.9					
LWT	71	Davy MORGAN	143.9	103.4	143.9	141.2	135.7					
LWT	7	Dave WALSH	142.0	108.2	142.0	125.6	136.3	138.3				
LWT	72	Gareth KEYS	141.7	98.0	141.7	141.2	137.1	136.3				
LWT	10	Bryan HARDING	141.5	101.9	140.9	133.1	128.5	141.5				
LWT	37	Kris DUNCAN	138.8	121.3	136.6	136.6	138.8	137.4				
LWT	59	Darryl TWEED	138.3	123.5	138.3	134.4						
LWT	22	Gillian McGAW	138.3	123.8	138.3	138.0	135.7	136.9				
LWT	26	Stephen McKEOWN	138.0	118.5	137.4	137.7	138.0	137.4				
LWT	57	Yvonne MONTGOMERY	136.9	114.7	130.7	136.6	134.7	136.9				
LWT	36	Paul DALEY	136.6	105.7	132.3	136.6	133.3	134.4				
LWT	31	Shaun ANDERSON	132.8	114.9	132.8	130.7	129.7					
LWT	14	Peter FLETCHER	132.3	93.1	100.8	132.3						
LWT	96	Stephen CARR	132.3	85.3	132.3							
LWT	105	Darren DUNCAN	128.7	103.6	128.7							
LWT	54	Johnny McCAY	125.9	106.2	124.9	125.9	123.1	122.2				

Ultra-Lightweight (125GP/Moto 3/SS30)

ULW	44	Michal DOKOUPIL	137.4	123.1	137.4	136.3	136.0	134.7				
ULW	5	Melissa KENNEDY	137.4	109.8	134.7	137.4	133.6	133.3				
ULW	3	Gary DUNLOP	136.0	113.7	136.0	133.9						
ULW	17	Christian ELKIN	133.9	112.8	133.9	133.9	132.3	132.5				
ULW	23	Chris MEYER	132.8	115.7	132.8	126.8	128.2	124.5				
ULW	11	Wayne KENNEDY	128.2	100.2	125.6	128.2	125.4					
ULW	15	Peter McKILLOP	127.8	118.5	127.8	127.8	127.0					
ULW	2	Nigel MOORE	127.8	103.6	127.8	126.8	125.4	127.3				
ULW	18	Sarah BOYES	126.1	113.9	124.2	126.1	124.0	124.9				
ULW	12	Malcolm LOVE	123.3	115.7	111.8	123.3						


fonaCAB ULSTER GRAND PRIX
LIGHTWEIGHT & ULTRA-LIGHTWEIGHT
Combined Qualifying ULW



Pos	Class	No	Name	-----Best Time / Qual Laps-----			Overall Best Time / Speed /			
				Session A	Session B		Total Qual Laps			
Qualifying Classification										
1	ULW	44	Michal DOKOUPIL	4:07.498	4	4:04.204	5	4:04.204	109.105	9
2	ULW	17	Christian ELKIN	4:09.377	4	4:04.995	4	4:04.995	108.753	8
3	ULW	3	Gary DUNLOP	4:13.056	3	4:11.122	2	4:11.122	106.100	5
4	ULW	2	Nigel MOORE	4:19.218	3	4:16.843	4	4:16.843	103.736	7
5	ULW	5	Melissa KENNEDY	4:20.744	4	4:17.934	4	4:17.934	103.298	8
6	ULW	11	Wayne KENNEDY	4:33.729	4	4:26.109	3	4:26.109	100.124	7
7	ULW	23	Chris MEYER	4:31.388	4	4:27.719	4	4:27.719	99.522	8
8	ULW	18	Sarah BOYES	4:36.499	2	4:32.128	4	4:32.128	97.910	6
9	ULW	12	Malcolm LOVE	4:41.654	4	4:46.295	1	4:41.654	94.598	5
10	ULW	15	Peter McKILLOP	4:59.472	3	4:45.897	3	4:45.897	93.194	6

Provisional result to be confirmed by the Stewards of the Meeting subject to completion of technical inspections & the time limit for protests

Page 1 / 1

Circuit	Dundrod	Signed	 Chief Timekeeper	Organising Club	Dundrod & District MCC
Length(miles)	7.4011	Lap 1 (7.2763)			
Weather		Issued At:			
Track					


fonaCAB ULSTER GRAND PRIX
LIGHTWEIGHT & ULTRA-LIGHTWEIGHT
Combined Qualifying LWT



Pos	Class	No	Name	-----Best Time / Qual Laps-----			Overall Best Time / Speed /	
				Session A		Session B	Total Qual Laps	
Qualifying Classification								
1	LWT	109	Neil KERNOHAN	4:00.437	3	3:56.624	3	3:56.624 112.600 6
2	LWT	71	Davy MORGAN	4:08.165	3	3:58.470	3	3:58.470 111.729 6
3	LWT	72	Gareth KEYS	4:15.733	2	4:05.436	4	4:05.436 108.558 6
4	LWT	37	Kris DUNCAN	4:20.268	2	4:07.461	4	4:07.461 107.669 6
5	LWT	31	Shaun ANDERSON	4:09.180	3	4:09.676	3	4:09.180 106.927 6
6	LWT	41	Paul WILLIAMS	4:10.010	4	4:10.139	3	4:10.010 106.572 7
7	LWT	59	Darryl TWEED	4:13.632	3	4:10.282	2	4:10.282 106.456 5
8	LWT	26	Stephen McKEOWN	4:17.674	4	4:12.507	4	4:12.507 105.518 8
9	LWT	7	Dave WALSH	4:27.643	4	4:21.409	4	4:21.409 101.924 8
10	LWT	10	Bryan HARDING	4:30.324	4	4:22.268	4	4:22.268 101.591 8
11	LWT	14	Peter FLETCHER	4:28.764	4	4:29.934	1	4:28.764 99.135 5
12	LWT	22	Gillian McGAW	4:41.195	4	4:31.455	4	4:31.455 98.152 8
13	LWT	54	Johnny McCAY	4:34.128	4	4:32.170	4	4:32.170 97.895 8
14	LWT	57	Yvonne MONTGOMERY	4:44.486	4	4:33.590	4	4:33.590 97.386 8
15	LWT	105	Darren DUNCAN	4:37.815	4	4:33.765	1	4:33.765 97.324 5
16	LWT	36	Paul DALEY	4:39.018	2	4:34.721	4	4:34.721 96.986 6
17	LWT	96	Stephen CARR	4:42.770	3	4:39.044	1	4:39.044 95.483 4

Provisional result to be confirmed by the Stewards of the Meeting subject to completion of technical inspections & the time limit for protests

Page 1 / 1

Circuit	Dundrod	Signed	 Chief Timekeeper	Organising Club	Dundrod & District MCC
Length(miles)	7.4011	Lap 1 (7.2763)			
Weather		Issued At:			
Track					

