



Wednesday 7th – Saturday 10th August 2019

**promoted by
Dundrod & District Motorcycle Club
www.ulstergrandprix.net**



Dundrod Circuit 7.4011 miles



MOST WINS at the ULSTER GP

Joey Dunlop	24	1979 - 99	(125 - 2, 250 - 7, 500 - 3, Superbike - 8, F1 - 4)
Ian Lougher	18	1998 - 13	(125 - 4, 250 - 3, Supersport - 3, Superstock - 2, Superbike - 6)
Phillip McCallen	14	1991 - 96	(250 - 6, 400 - 1, Supersport - 3, Superbike - 4)
Bruce Anstey (NZ)	13	2003 - 17	(Supersport - 4, Production 600 - 1, Superstock - 2, Superbike - 6)
Guy Martin	11	2006 - 13	(Supersport - 4, Superbike - 7)
Brian Reid	9	1983 - 92	(250 - 4, 350 - 2, 400 - 1, F2 - 1, Supersport - 1)
Robert Dunlop	9	1990 - 03	(125 - 7, Superbike - 2)
Ryan Farquhar	9	2002 - 12	(400 - 1, Supertwin - 4, Supersport - 2, Superstock - 2)
Ian Hutchinson	9	2007 - 16	(Supersport - 2, Superstock - 3, Superbike - 4)
Stanley Woods	7	1924 - 39	(350 - 1, 500 - 4, Over 600 - 2)
Mike Hailwood	7	1959 - 67	(125 - 1, 250 - 1, 350 - 1, 500 - 4)
Giacomo Agostini (I)	7	1967 - 70	(350 - 4, 500 - 3)
Ray McCullough	7	1971 - 82	(250 - 3, 350 - 4)
Bob Jackson	7	1993 - 97	(SSP - 1, Classic 250 - 3, Classic 500 - 3)
William Dunlop	7	2007 - 13	(125 - 2, 250 - 2, Supersport - 3)
John Surtees	6	1955 - 60	(250 - 1, 350 - 3, 500 - 2)
John Williams	6	1973 - 78	(250 - 1, 350 - 1, 500 - 3, Superbike - 1)
Bill Swallow	6	1994 - 00	(Classic 350 - 3, Classic 500 - 3)
Michael Dunlop	6	2011 - 13	(Supersport - 2, Superstock - 3, Superbike - 1)
Peter Hickman	6	2015 - 18	(Supersport - 3, Superstock - 1, Superbike - 2)

MOST WINS at the DUNDROD 150

Joey Dunlop	24	1976 - 94	(125 - 1, 250 - 5, 350 - 2, 500 - 3, Superbike - 13)
Bob Jackson	11	1981 - 98	(250 - 1, Supersport - 2, Superbike - 4, Classic - 4)
Ray McCullough	10	1965 - 82	(250 - 7, 350 - 3)

Dundrod Circuit 7.4011 miles

LAP & RACE RECORDS & BEST SECTORS ANALYSIS (RACE & QUALIFYING) at the start of the meeting

ULTRA-L/WEIGHT	Name	Machine	Laps	m	s	mph	Session & Year
Lap Record 125cc	William Dunlop	Honda		3	55.017	113.370	2009
Lap Record Moto 3	Christian Elkin	Honda 250		3	59.296	111.343	UGP 2017
Best Qualifying Lap	Gary Dynes	Honda 125		3	58.15	111.879	1999
Best Qualifying Lap	Christian Elkin	Honda 250 Moto 3		4	04.581	108.937	Thu Qualifying 2018
Best Sector 1	Paul Robinson	Honda 250		1	05.695	118.926	Dundrod 150 2017
Best Sector 2	Christian Elkin	Honda 250		1	21.746	115.511	UGP 2017
Best Sector 3	Christian Elkin	Honda 250		1	30.624	103.599	UGP 2017
Ideal Lap (sum of best sectors) Moto 3				3	58.065	111.919	
Difference (Best Lap – Ideal Lap) Moto 3					1.231		
Race Record 125cc	Pheilm Owens	Honda	7	27	57.75	111.166	1999
Race Record Moto 3	Paul Robinson	Honda	5	20	10.345	109.696	UGP 2017
Fastest Speed Trap	Mick Chatterton	Honda 125				141	UGP 2012 (Thu)
LIGHTWEIGHT	Name	Machine	Laps	m	s	mph	Session & Year
Lap Record 250cc	Darran Lindsay	Honda		3	38.634	121.866	2006
Lap Record 400cc	Callum Laidlaw	Yamaha		3	57.323	112.269	UGP 2017
Best Qualifying Lap	William Dunlop	Honda 250		3	41.545	120.264	Thu Qualifying 2009
Best Sector 1	Bruce Anstey	Honda 250		1	01.256	127.544	Dundrod 150 2017
Best Sector 2	Bruce Anstey	Honda 250		1	18.899	119.679	Dundrod 150 2017
Best Sector 3	Bruce Anstey	Honda 250		1	27.532	107.259	Dundrod 150 2017
Ideal Lap (sum of best sectors) 250cc				3	47.687	117.020	
Difference (Best Lap – Ideal Lap) 250cc					- 9.053		
Race Record 250cc	Darran Lindsay	Honda	6	22	07.158	120.127	2006
Race Record 400cc	Callum Laidlaw	Yamaha	5	19	59.389	110.698	UGP 2017
Fastest Speed Trap	Owen McNally	Aprilia 250				160	Qualifying-2 1999
Fastest Speed Trap	Peter Fletcher	Kawasaki 400				147.0	Dundrod 150 2017
SUPERTWIN	Name	Machine	Laps	m	s	mph	Session & Year
Lap Record	Ivan Lintin	Kawasaki		3	41.292	120.402	UGP Supertwin 2017
Best Qualifying Lap	Derek McGee	Kawasaki		3	44.691	118.580	Wed Qualifying 2018
Best Sector 1	Daniel Cooper	Kawasaki			59.778	130.697	UGP Supertwin 2017
Best Sector 2	Ivan Lintin	Kawasaki		1	16.742	123.043	UGP Supertwin 2017
Best Sector 3	Daniel Cooper	Kawasaki		1	24.554	111.036	UGP Supertwin 2017
Ideal Lap (sum of best sectors)				3	41.074	120.521	
Difference (Best Lap – Ideal Lap)					0.218		
Race Record	Ivan Lintin	Kawasaki	5	18	35.574	119.015	UGP Supertwin 2017
Fastest Speed Trap	Paul Jordan	Kawasaki				158.1	UGP 2016
SUPERSPORT	Name	Machine	Laps	m	s	mph	Session & Year
Lap Record	Lee Johnston	Triumph		3	26.681	128.913	Supersport-1 2015
Best Qualifying Lap	Dean Harrison	Kawasaki		3	29.043	127.457	Thu Qualifying 2018
Best Sector 1	Ian Hutchinson	Yamaha			54.648	142.966	Supersport-1 2015
Best Sector 2	Peter Hickman	Kawasaki		1	11.000	132.994	Supersport-2 2016
Best Sector 3	Bruce Anstey	Honda		1	19.972	117.398	Supersport-2 2017
Ideal Lap (sum of best sectors)				3	25.620	129.579	
Difference (Best Lap – Ideal Lap)					1.061		
Race Record	Lee Johnston	Triumph	6	20	52.997	127.227	Supersport-1 2015
Fastest Speed Trap	Dean Harrison	Yamaha				180.0	Supersport-2 2015
SUPERSTOCK	Name	Machine	Laps	m	s	mph	Session & Year
Lap Record	Dean Harrison	Kawasaki		3	19.081	133.835	Superstock 2018
Best Qualifying Lap	Dean Harrison	Kawasaki		3	20.668	132.776	Thu Qualifying 2018
Best Sector 1	Peter Hickman	BMW			51.825	150.754	Superstock 2018
Best Sector 2	Peter Hickman	BMW		1	08.675	137.497	Superstock 2018
Best Sector 3	Peter Hickman	BMW		1	17.691	120.845	Superstock 2017
Ideal Lap (sum of best sectors)				3	18.191	134.436	
Difference (Best Lap – Ideal Lap)					0.890		
Race Record	Dean Harrison	Kawasaki	4	13	25.199	131.802	Superstock 2018
Fastest Speed Trap	Jamie Coward	BMW				195.7	Thu Qualifying 2017
SUPERBIKE	Name	Machine	Laps	m	s	mph	Session & Year
Lap Record	Dean Harrison	Kawasaki		3	17.928	134.614	UGP Superbike-1 2017
Best Qualifying Lap	Conor Cummins	Honda		3	18.631	134.138	Thu Qualifying 2018
Best Sector 1	Peter Hickman	BMW			51.482	151.758	Warm-up 2018
Best Sector 2	Dan Kneen	BMW		1	07.977	138.909	UGP Superbike-1 2017
Best Sector 3	Dan Kneen	BMW		1	17.227	121.571	UGP Superbike-1 2017
Ideal Lap (sum of best sectors)				3	16.686	135.464	
Difference (Best Lap – Ideal Lap)					1.242		
Race Record	Bruce Anstey	Honda	7	23	17.050	133.180	Superbike-1 2017
Fastest Speed Trap	Peter Hickman	BMW				201.0	Superbike Warm-Up 2018
Sector	Description			Distance			
Sector 1	Finish to Tullyrusk (top of Deer's Leap)			2.17023 miles			
Sector 2	Tullyrusk to Jordan's Cross			2.62294 miles			
Sector 3	Jordan's Cross to Finish			2.60793 miles			

**fonaCAB ULSTER GRAND PRIX
SUPERBIKE
First Qualifying
Wednesday, 07 August 2019**



Qualifying Time

4:04.592

Qualifying Speed

108.932

Pos	Class	No	Name	Machine / Sponsor	Best Lap			Total Laps	Qualifying Laps	
					Time	Behind	Speed			
1	SBK	60	Peter HICKMAN	BMW - Smith's Racing BMW	3:23.022		131.237	3	7	4
2	SBK	1	Conor CUMMINS	Honda - Milenco by Padgett's Motorcycles	3:27.785	4.763	128.229	2	6	3
3	SBK	9	Davey TODD	BMW - Penz13.com	3:28.631	5.609	127.709	6	7	5
4	SBK	13	Lee JOHNSTON	BMW - Ashcourt Racing	3:29.145	6.123	127.395	6	7	5
5	SBK	2	Dean HARRISON	Kawasaki - Silicone Engineering Racing	3:29.157	6.135	127.387	3	7	5
6	SBK	82	Derek SHEILS	Suzuki - Burrows Eng/RK Racing	3:29.680	6.658	127.070	2	7	4
7	SBK	24	Paul JORDAN	Kawasaki - RC Express Dafabet Devitt Racing	3:30.108	7.086	126.811	2	5	3
8	SBK	6	Michael DUNLOP	BMW - Tyco BMW Motorrad	3:30.340	7.318	126.671	6	7	5
9	SBK	10	David JOHNSON	Honda - Honda Racing	3:32.526	9.504	125.368	2	7	5
10	SBK	36	Jamie COWARD	Yamaha - PreZ Racing	3:33.693	10.671	124.683	3	6	4
11	SBK	61	Phillip CROWE	BMW - Lee Jackson Air Con	3:33.767	10.745	124.640	7	8	6
12	SBK	65	Michael SWEENEY	BMW - MJR Racing	3:33.980	10.958	124.516	2	5	3
13	SBK	62	Sam WEST	BMW - PRL Cyclestore.co.uk	3:34.300	11.278	124.330	3	8	5
14	SBK	111	Brian McCORMACK	BMW - On-1 Racing	3:34.304	11.282	124.328	3	8	5
15	SBK	27	David JACKSON	BMW	3:34.446	11.424	124.246	2	6	4
16	SBK	11	Dominic HERBERTSON	Kawasaki - Davies M/sport/Belgrave Motor Co	3:36.000	12.978	123.352	6	7	6
17	SBK	14	Ryan KNEEN	BMW - Charmer Builders	3:36.792	13.770	122.901	6	7	6
18	SBK	31	Shaun ANDERSON	BMW - NW Racing	3:38.527	15.505	121.925	2	8	5
19	SBK	182	Xavier DENIS	Honda - Optimark Road Racing	3:39.867	16.845	121.182	2	6	3
20	SBK	88	Josh DALEY	Kawasaki - Josh Daley Racing	3:40.500	17.478	120.834	2	7	4
21	SBK	18	Forest DUNN	Suzuki - Forest Dunn Racing	3:40.765	17.743	120.689	6	7	5
22	SBK	58	David McCONNAGHY	BMW	3:42.206	19.184	119.907	6	7	6
23	SBK	72	Gareth KEYS	Kawasaki - DH Racing	3:43.074	20.052	119.440	2	4	3
24	SBK	19	Mike BOOTH	Kawasaki - BSK Pro	3:44.321	21.299	118.776	3	6	3
25	SBK	109	Neil KERNOHAN	Yamaha - Logan Racing	3:44.569	21.547	118.645	6	6	4
26	SBK	74	Laurent HOFFMANN	Suzuki - Delaur Road Racing Belgium	3:45.193	22.171	118.316	7	9	7
27	SBK	77	Tom WEEDEN	Suzuki - Burrows Eng/RK Racing	3:46.266	23.244	117.755	2	8	6
28	SBK	16	Mark PARRETT	BMW - C & C Ltd.	3:46.541	23.519	117.612	2	8	5
29	SBK	21	Alan CONNOR	Suzuki - Connor/Huws Racing	3:47.314	24.292	117.212	5	8	5
30	SBK	57	Kamil HOLAN	BMW - McRace	3:47.616	24.594	117.057	7	8	4
31	SBK	0	Patricia FERNANDEZ	Kawasaki - Fernandez Magic Bullet Racing	3:48.040	25.018	116.839	2	7	4
32	SBK	63	James CHAWKE	Suzuki - Chawkie Supporters Club	3:48.074	25.052	116.822	6	7	4
33	SBK	56	Donald MacFADYEN	BMW - MacFadyen Racing	3:48.712	25.690	116.496	8	9	6
34	SBK	25	Darren COOPER	Suzuki - JMC	3:48.941	25.919	116.379	6	7	3
35	SBK	71	Davy MORGAN	BMW - DM71	3:49.399	26.377	116.147	5	6	2
36	SBK	37	Kris DUNCAN	Kawasaki - Turriff Caravans/JE Autos	3:49.493	26.471	116.099	4	6	4
37	SBK	29	Paul CRANSTON	Suzuki - P & J Fuel Haulage	3:49.551	26.529	116.070	6	7	6
38	SBK	49	Raul TORRAS	Kawasaki	3:50.807	27.785	115.438	5	8	4
39	SBK	48	Barry FURBER	Kawasaki	3:51.327	28.305	115.179	6	8	7
40	SBK	46	George SPENCE	Yamaha - Dod Spence Racing	3:52.109	29.087	114.791	6	8	5
41	SBK	69	Richard CHARLTON	BMW	3:54.338	31.316	113.699	5	7	2
42	SBK	28	Paul GARTLAND	Kawasaki - North West Gas	3:55.766	32.744	113.010	6	8	2
43	SBK	5	Marty LENNON	Yamaha - ML Designs	3:58.085	35.063	111.909	6	7	3


Non Qualifiers

SBK	64	Stephen McKNIGHT	BMW - McKnight Racing	3:46.634	23.612	117.564	2	3	1
SBK	33	Andy SELLARS	BMW - ASM Road Racing	4:05.487	42.465	108.535	8	9	0

Session red flagged due rain at back of circuit

Provisional result to be confirmed by the Stewards of the Meeting subject to completion of technical inspections & the time limit for protests

Page 1 / 1

Circuit	Dundrod	Signed	Organising Club	Dundrod & District MCC
Length(miles)	7.4011	 Chief Timekeeper	Qualifying Started	12:35
Weather	Cloudy		Issued At:	13:30
Track	Dry, 26°C			

Qualifying Classification

Position

1 **60 Peter HICKMAN**

SBK Behind

Best Time **3:23.022** Best Speed **131.237** On **3** Gp

Lap	Lap Time	Lap Speed	Sector 1	Sector 2	Sector 3	Speed Trap
1	4:13.368	103.386		1:15.225	1:21.702	164.6
2	3:24.182	130.491	53.398	1:11.023	1:19.761	191.3
3	3:23.022	131.237	53.278	1:10.630	1:19.114	191.8
4	3:49.708	115.991	1:06.819	1:14.107	1:28.782	189.7
5	15:15.389	29.107		1:14.675	1:24.234	174.0
6	3:31.434	126.015	54.860	1:14.646	1:21.928	192.4
7	4:40.148	95.107	54.287	1:44.592	2:01.269	191.3
<i>Ideal</i>	3:23.022	131.237	53.278	1:10.630	1:19.114	192.4

2 **1 Conor CUMMINS**

SBK Behind **4.763**

Best Time **3:27.785** Best Speed **128.229** On **2** Gp

Lap	Lap Time	Lap Speed	Sector 1	Sector 2	Sector 3	Speed Trap
1	4:28.280	97.639		1:15.708	1:24.568	155.5
2	3:27.785	128.229	54.042	1:11.432	1:22.311	195.7
3	3:28.165	127.994	54.520	1:12.880	1:20.765	195.7
4	3:49.451	116.120	1:06.024	1:12.677	1:30.750	177.7
5	17:08.826	25.897		1:18.416	1:30.401	167.5
6	4:21.965	101.708	1:00.908	1:35.154	1:45.903	189.7
<i>Ideal</i>	3:26.239	129.190	54.042	1:11.432	1:20.765	195.7

3 **9 Davey TODD**

SBK Behind **5.609**

Best Time **3:28.631** Best Speed **127.709** On **6** Gp

Lap	Lap Time	Lap Speed	Sector 1	Sector 2	Sector 3	Speed Trap
1	4:19.148	101.080		1:16.957	1:26.372	161.5
2	3:32.648	125.296	55.849	1:13.539	1:23.260	182.0
3	3:31.119	126.204	54.902	1:13.293	1:22.924	192.9
4	3:49.275	116.210	1:06.030	1:13.161	1:30.084	185.5
5	9:14.619	48.040		1:13.357	1:22.178	173.5
6	3:28.631	127.709	54.228	1:12.276	1:22.127	192.9
7	3:33.360	124.878	54.166	1:11.869	1:27.325	193.5
<i>Ideal</i>	3:28.162	127.996	54.166	1:11.869	1:22.127	193.5

Qualifying Classification

Position

4 **13 Lee JOHNSTON**

SBK Behind **6.123**

Best Time **3:29.145** Best Speed **127.395** On **6** Gp

Lap	Lap Time	Lap Speed	Sector 1	Sector 2	Sector 3	Speed Trap
1	4:26.403	98.327		1:16.531	1:25.134	167.1
2	3:31.202	126.154	54.405	1:13.282	1:23.515	192.4
3	3:30.428	126.618	54.425	1:13.113	1:22.890	189.7
4	3:47.244	117.248	1:02.683	1:13.384	1:31.177	189.7
5	12:57.989	34.247		1:15.330	1:28.169	172.2
6	3:29.145	127.395	54.194	1:12.423	1:22.528	188.6
7	3:43.788	119.059	53.863	1:17.161	1:32.764	189.7
<i>Ideal</i>	3:28.814	127.597	53.863	1:12.423	1:22.528	192.4

5 **2 Dean HARRISON**

SBK Behind **6.135**

Best Time **3:29.157** Best Speed **127.387** On **3** Gp

Lap	Lap Time	Lap Speed	Sector 1	Sector 2	Sector 3	Speed Trap
1	4:24.767	98.935		1:15.040	1:26.922	163.0
2	3:30.048	126.847	55.559	1:12.646	1:21.843	190.7
3	3:29.157	127.387	54.751	1:13.325	1:21.081	196.9
4	3:46.316	117.729	1:03.466	1:13.895	1:28.955	189.1
5	11:48.152	37.625		1:14.482	1:23.726	174.9
6	3:30.447	126.607	53.728	1:13.207	1:23.512	191.8
7	3:45.523	118.143	54.527	1:18.419	1:32.577	190.7
<i>Ideal</i>	3:27.455	128.432	53.728	1:12.646	1:21.081	196.9

6 **82 Derek SHEILS**

SBK Behind **6.658**

Best Time **3:29.680** Best Speed **127.070** On **2** Gp

Lap	Lap Time	Lap Speed	Sector 1	Sector 2	Sector 3	Speed Trap
1	4:22.814	99.670		1:16.835	1:25.322	163.8
2	3:29.680	127.070	55.095	1:12.579	1:22.006	184.0
3	3:35.410	123.690	55.921	1:15.758	1:23.731	184.0
4	3:54.934	113.410	1:04.588	1:18.832	1:31.514	179.1
5	14:07.620	31.434		1:16.229	1:25.550	167.9
6	3:38.028	122.204	55.838	1:16.283	1:25.907	181.5
7	4:28.394	99.272	56.303	1:31.379	2:00.712	181.0
<i>Ideal</i>	3:29.680	127.070	55.095	1:12.579	1:22.006	184.0

Qualifying Classification

Position

7 **24 Paul JORDAN**
 SBK Behind **7.086**
 Best Time **3:30.108** Best Speed **126.811** On **2** Gp

Lap	Lap Time	Lap Speed	Sector 1	Sector 2	Sector 3	Speed Trap
1	4:31.230	96.577		1:15.652	1:26.691	162.6
2	3:30.108	126.811	55.558	1:12.363	1:22.187	187.0
3	3:39.592	121.334	55.678	1:16.131	1:27.783	189.1
4	13:30.991	32.854		1:16.145	1:25.079	156.9
5	3:47.584	117.073	56.229	1:17.534	1:33.821	162.2
<i>Ideal</i>	3:30.108	126.811	55.558	1:12.363	1:22.187	189.1

8 6 Michael DUNLOP

SBK Behind **7.318**
 Best Time **3:30.340** Best Speed **126.671** On **6** Gp

Lap	Lap Time	Lap Speed	Sector 1	Sector 2	Sector 3	Speed Trap
1	4:42.468	92.735		1:19.268	1:27.267	170.9
2	3:32.638	125.302	54.877	1:14.774	1:22.987	192.9
3	3:30.821	126.382	55.111	1:13.911	1:21.799	194.0
4	3:42.774	119.601	1:00.288	1:13.814	1:28.672	190.7
5	9:56.569	44.662		1:15.484	1:39.915	176.7
6	3:30.340	126.671	54.548	1:13.100	1:22.692	189.7
7	3:37.143	122.702	54.901	1:14.431	1:27.811	192.4
<i>Ideal</i>	3:29.447	127.211	54.548	1:13.100	1:21.799	194.0

9 10 David JOHNSON

SBK Behind **9.504**
 Best Time **3:32.526** Best Speed **125.368** On **2** Gp

Lap	Lap Time	Lap Speed	Sector 1	Sector 2	Sector 3	Speed Trap
1	4:21.445	100.192		1:18.063	1:26.449	169.2
2	3:32.526	125.368	55.693	1:13.970	1:22.863	188.6
3	3:38.632	121.867	55.124	1:16.010	1:27.498	192.4
4	13:06.825	33.863		1:51.014	1:25.041	172.2
5	3:34.771	124.058	55.903	1:14.820	1:24.048	191.8
6	3:33.293	124.917	56.074	1:14.006	1:23.213	185.0
7	3:54.351	113.693	55.376	1:25.460	1:33.515	191.3
<i>Ideal</i>	3:31.957	125.705	55.124	1:13.970	1:22.863	192.4

Qualifying Classification

Position

10 **36 Jamie COWARD**
 SBK Behind **10.671**
 Best Time **3:33.693** Best Speed **124.683** On **3** Gp

Lap	Lap Time	Lap Speed	Sector 1	Sector 2	Sector 3	Speed Trap
1	4:23.861	99.275		1:17.073	1:26.521	166.7
2	3:35.111	123.861	56.159	1:14.903	1:24.049	188.1
3	3:33.693	124.683	56.014	1:14.204	1:23.475	190.7
4	3:52.089	114.801	1:04.076	1:15.806	1:32.207	162.2
5	11:37.468	38.201		1:15.808	1:23.326	170.0
6	3:43.134	119.408	55.165	1:15.171	1:32.798	186.0
<i>Ideal</i>	3:32.695	125.268	55.165	1:14.204	1:23.326	190.7

11 61 Phillip CROWE

SBK Behind **10.745**
 Best Time **3:33.767** Best Speed **124.640** On **7** Gp

Lap	Lap Time	Lap Speed	Sector 1	Sector 2	Sector 3	Speed Trap
1	4:38.678	93.996		1:17.538	1:27.521	162.2
2	3:36.080	123.306	58.075	1:15.180	1:22.825	181.0
3	3:37.982	122.230	57.747	1:16.438	1:23.797	179.1
4	3:49.795	115.947	1:02.437	1:16.071	1:31.287	183.5
5	9:34.208	46.401		1:14.755	1:23.229	165.0
6	3:36.267	123.199	56.124	1:14.081	1:26.062	185.5
7	3:33.767	124.640	55.502	1:14.174	1:24.091	182.5
8	3:57.475	112.197	55.222	1:24.588	1:37.665	182.5
<i>Ideal</i>	3:32.128	125.603	55.222	1:14.081	1:22.825	185.5

12 65 Michael SWEENEY

SBK Behind **10.958**
 Best Time **3:33.980** Best Speed **124.516** On **2** Gp

Lap	Lap Time	Lap Speed	Sector 1	Sector 2	Sector 3	Speed Trap
1	4:31.725	96.401		1:16.119	1:26.229	161.9
2	3:33.980	124.516	56.177	1:14.421	1:23.382	181.5
3	3:37.569	122.462	56.882	1:15.878	1:24.809	178.6
4	3:57.750	112.067	1:04.354	1:16.952	1:36.444	176.7
5	15:39.326	28.365		1:17.783	1:36.909	165.0
<i>Ideal</i>	3:33.980	124.516	56.177	1:14.421	1:23.382	181.5

Qualifying Classification

Position

13 62 Sam WEST

SBK Behind 11.278

Best Time 3:34.300 Best Speed 124.330 On 3 Gp

Lap	Lap Time	Lap Speed	Sector 1	Sector 2	Sector 3	Speed Trap
1	4:21.269	100.259		1:18.322	1:28.614	165.8
2	3:36.220	123.226	57.292	1:14.117	1:24.811	180.0
3	3:34.300	124.330	56.366	1:14.160	1:23.774	178.6
4	3:45.393	118.211	1:02.564	1:15.922	1:26.907	184.5
5	11:09.729	39.783		1:15.849	1:26.732	166.2
6	3:39.192	121.555	55.931	1:16.388	1:26.873	185.0
7	3:35.928	123.393	55.640	1:15.106	1:25.182	188.6
8	5:00.644	88.623	55.746	1:47.191	2:17.707	187.0
<i>Ideal</i>	<i>3:33.531</i>	<i>124.778</i>	<i>55.640</i>	<i>1:14.117</i>	<i>1:23.774</i>	<i>188.6</i>

14 111 Brian McCORMACK

SBK Behind 11.282

Best Time 3:34.304 Best Speed 124.328 On 3 Gp

Lap	Lap Time	Lap Speed	Sector 1	Sector 2	Sector 3	Speed Trap
1	4:22.570	99.763		1:17.860	1:25.952	165.0
2	3:35.255	123.779	56.657	1:14.705	1:23.893	182.0
3	3:34.304	124.328	56.276	1:14.356	1:23.672	185.5
4	3:53.824	113.949	1:03.817	1:17.092	1:32.915	164.2
5	10:34.223	42.010		1:16.276	1:24.490	165.8
6	3:36.062	123.316	57.045	1:15.190	1:23.827	181.0
7	3:36.909	122.835	56.323	1:16.048	1:24.538	180.0
8	4:40.201	95.089	56.717	1:37.462	2:06.022	178.6
<i>Ideal</i>	<i>3:34.304</i>	<i>124.328</i>	<i>56.276</i>	<i>1:14.356</i>	<i>1:23.672</i>	<i>185.5</i>

15 27 David JACKSON

SBK Behind 11.424

Best Time 3:34.446 Best Speed 124.246 On 2 Gp

Lap	Lap Time	Lap Speed	Sector 1	Sector 2	Sector 3	Speed Trap
1	4:38.887	93.926		1:16.991	1:26.804	165.0
2	3:34.446	124.246	57.033	1:14.398	1:23.015	185.0
3	3:42.610	119.689	58.678	1:16.728	1:27.204	181.0
4	10:32.355	42.134		1:14.062	1:25.043	168.3
5	3:34.737	124.077	56.449	1:14.020	1:24.268	180.0
6	3:42.070	119.980	56.817	1:15.390	1:29.863	180.5
<i>Ideal</i>	<i>3:33.484</i>	<i>124.805</i>	<i>56.449</i>	<i>1:14.020</i>	<i>1:23.015</i>	<i>185.0</i>

Qualifying Classification

Position

16 11 Dominic HERBERTSON

SBK Behind 12.978

Best Time 3:36.000 Best Speed 123.352 On 6 Gp

Lap	Lap Time	Lap Speed	Sector 1	Sector 2	Sector 3	Speed Trap
1	4:38.606	94.021		1:19.555	1:27.686	159.6
2	3:40.431	120.872	57.893	1:16.666	1:25.872	179.1
3	3:39.347	121.469	57.411	1:16.757	1:25.179	176.7
4	3:43.663	119.125	1:02.585	1:16.183	1:24.895	157.3
5	3:36.685	122.962	57.849	1:14.731	1:24.105	182.0
6	3:36.000	123.352	56.131	1:14.987	1:24.882	185.0
7	3:43.323	119.307	56.026	1:14.839	1:32.458	175.3
<i>Ideal</i>	<i>3:34.862</i>	<i>124.005</i>	<i>56.026</i>	<i>1:14.731</i>	<i>1:24.105</i>	<i>185.0</i>

17 14 Ryan KNEEN

SBK Behind 13.770

Best Time 3:36.792 Best Speed 122.901 On 6 Gp

Lap	Lap Time	Lap Speed	Sector 1	Sector 2	Sector 3	Speed Trap
1	5:04.539	86.014		1:22.037	1:30.950	129.0
2	3:40.767	120.688	58.204	1:16.850	1:25.713	170.5
3	3:45.415	118.200	1:00.451	1:19.224	1:25.740	184.0
4	3:46.872	117.440	1:02.858	1:17.613	1:26.401	161.1
5	3:39.349	121.468	57.934	1:16.214	1:25.201	185.5
6	3:36.792	122.901	56.659	1:15.375	1:24.758	183.0
7	3:54.913	113.421	56.506	1:22.236	1:36.171	182.0
<i>Ideal</i>	<i>3:36.639</i>	<i>122.988</i>	<i>56.506</i>	<i>1:15.375</i>	<i>1:24.758</i>	<i>185.5</i>

18 31 Shaun ANDERSON

SBK Behind 15.505

Best Time 3:38.527 Best Speed 121.925 On 2 Gp

Lap	Lap Time	Lap Speed	Sector 1	Sector 2	Sector 3	Speed Trap
1	5:55.694	73.644		1:43.083	1:37.830	88.2
2	3:38.527	121.925	57.875	1:14.893	1:25.759	176.3
3	3:46.438	117.666	1:00.380	1:16.281	1:29.777	178.6
4	3:40.037	121.089	59.591	1:14.582	1:25.864	176.7
5	3:40.338	120.923	57.552	1:15.465	1:27.321	177.7
6	3:49.236	116.229	57.019	1:17.473	1:34.744	175.3
7	11:36.480	38.255		1:20.611	1:28.118	163.4
8	5:08.934	86.245	1:12.698	1:50.648	2:05.588	173.5
<i>Ideal</i>	<i>3:37.360</i>	<i>122.580</i>	<i>57.019</i>	<i>1:14.582</i>	<i>1:25.759</i>	<i>178.6</i>

Qualifying Classification

Position

19 182 Xavier DENIS

SBK Behind 16.845

Best Time 3:39.867 Best Speed 121.182 On 2 Gp

Lap	Lap Time	Lap Speed	Sector 1	Sector 2	Sector 3	Speed Trap
1	5:04.828	85.933		1:19.563	1:30.417	131.0
2	3:39.867	121.182	56.665	1:16.736	1:26.466	0.0
3	3:51.539	115.073	1:00.424	1:19.588	1:31.527	0.0
4	18:09.695	24.451		1:17.728	1:27.518	0.0
5	3:43.630	119.143	56.949	1:18.833	1:27.848	187.6
6	4:36.907	96.220	57.177	1:39.758	1:59.972	186.0
<i>Ideal</i>	<i>3:39.867</i>	<i>121.182</i>	<i>56.665</i>	<i>1:16.736</i>	<i>1:26.466</i>	<i>187.6</i>

20 88 Josh DALEY

SBK Behind 17.478

Best Time 3:40.500 Best Speed 120.834 On 2 Gp

Lap	Lap Time	Lap Speed	Sector 1	Sector 2	Sector 3	Speed Trap
1	4:44.060	92.215		1:18.407	1:27.390	166.2
2	3:40.500	120.834	56.597	1:17.086	1:26.817	187.0
3	3:59.757	111.129	1:00.544	1:24.792	1:34.421	183.5
4	12:14.953	36.253		1:19.348	1:27.376	167.5
5	3:44.276	118.800	57.185	1:19.046	1:28.045	190.2
6	3:46.293	117.741	57.037	1:20.741	1:28.515	182.0
7	4:08.578	107.186	56.859	1:31.517	1:40.202	182.0
<i>Ideal</i>	<i>3:40.500</i>	<i>120.834</i>	<i>56.597</i>	<i>1:17.086</i>	<i>1:26.817</i>	<i>190.2</i>

21 18 Forest DUNN

SBK Behind 17.743

Best Time 3:40.765 Best Speed 120.689 On 6 Gp

Lap	Lap Time	Lap Speed	Sector 1	Sector 2	Sector 3	Speed Trap
1	4:36.653	94.684		1:17.790	1:28.493	165.0
2	3:41.588	120.241	58.625	1:17.152	1:25.811	180.5
3	3:41.538	120.268	58.830	1:16.830	1:25.878	181.0
4	3:51.022	115.331	1:03.414	1:16.115	1:31.493	181.0
5	12:03.831	36.810		1:18.619	1:28.457	157.3
6	3:40.765	120.689	57.301	1:16.661	1:26.803	178.1
7	3:53.687	114.016	57.673	1:20.970	1:35.044	177.2
<i>Ideal</i>	<i>3:39.227</i>	<i>121.536</i>	<i>57.301</i>	<i>1:16.115</i>	<i>1:25.811</i>	<i>181.0</i>

Qualifying Classification

Position

22 58 David McCONNAGHY

SBK Behind 19.184

Best Time 3:42.206 Best Speed 119.907 On 6 Gp

Lap	Lap Time	Lap Speed	Sector 1	Sector 2	Sector 3	Speed Trap
1	4:47.540	91.099		1:19.698	1:30.106	163.4
2	3:44.131	118.877	58.081	1:17.542	1:28.508	178.6
3	3:49.436	116.128	59.322	1:19.215	1:30.899	178.6
4	3:49.492	116.100	1:02.066	1:18.823	1:28.603	176.7
5	3:44.507	118.678	59.309	1:17.589	1:27.609	175.3
6	3:42.206	119.907	58.786	1:16.157	1:27.263	176.3
7	3:57.998	111.950	58.643	1:21.638	1:37.717	178.6
<i>Ideal</i>	<i>3:41.501</i>	<i>120.288</i>	<i>58.081</i>	<i>1:16.157</i>	<i>1:27.263</i>	<i>178.6</i>

23 72 Gareth KEYS

SBK Behind 20.052

Best Time 3:43.074 Best Speed 119.440 On 2 Gp

Lap	Lap Time	Lap Speed	Sector 1	Sector 2	Sector 3	Speed Trap
1	4:27.401	97.960		1:20.243	1:30.611	152.0
2	3:43.074	119.440	59.145	1:16.856	1:27.073	167.5
3	3:43.131	119.409	58.878	1:17.541	1:26.712	168.3
4	3:49.894	115.897	1:01.765	1:16.763	1:31.366	163.0
<i>Ideal</i>	<i>3:42.353</i>	<i>119.827</i>	<i>58.878</i>	<i>1:16.763</i>	<i>1:26.712</i>	<i>168.3</i>

24 19 Mike BOOTH

SBK Behind 21.299

Best Time 3:44.321 Best Speed 118.776 On 3 Gp

Lap	Lap Time	Lap Speed	Sector 1	Sector 2	Sector 3	Speed Trap
1	16:23.747	26.627		1:23.958	1:34.284	146.4
2	3:49.337	116.178	59.775	1:19.321	1:30.241	168.7
3	3:44.321	118.776	58.544	1:17.835	1:27.942	176.3
4	3:55.265	113.251	57.616	1:21.629	1:36.020	176.3
5	6:39.658	66.667		1:20.828	1:31.725	165.8
6	5:02.549	88.065	58.684	1:46.476	2:17.389	177.7
<i>Ideal</i>	<i>3:43.393</i>	<i>119.269</i>	<i>57.616</i>	<i>1:17.835</i>	<i>1:27.942</i>	<i>177.7</i>



Qualifying Classification

Position

25 109 Neil KERNOHAN

SBK Behind 21.547
Best Time 3:44.569 Best Speed 118.645 On 6 Gp

Lap	Lap Time	Lap Speed	Sector 1	Sector 2	Sector 3	Speed Trap
1	5:18.329	82.288		1:18.165	1:30.978	160.7
2	3:50.404	115.640	59.460	1:20.531	1:30.413	178.1
3	3:47.123	117.311	1:00.130	1:16.794	1:30.199	183.0
4	3:48.771	116.466	1:00.108	1:16.612	1:32.051	175.3
5	12:01.557	36.926		1:18.319	1:26.955	169.6
6	3:44.569	118.645	57.911	1:17.575	1:29.083	185.5
<i>Ideal</i>	<i>3:41.478</i>	<i>120.301</i>	<i>57.911</i>	<i>1:16.612</i>	<i>1:26.955</i>	<i>185.5</i>

26 74 Laurent HOFFMANN

SBK Behind 22.171
Best Time 3:45.193 Best Speed 118.316 On 7 Gp

Lap	Lap Time	Lap Speed	Sector 1	Sector 2	Sector 3	Speed Trap
1	5:15.799	82.947		1:24.325	1:32.483	139.1
2	3:55.552	113.113	1:00.900	1:21.393	1:33.259	156.9
3	3:52.787	114.456	1:03.031	1:19.952	1:29.804	179.5
4	3:50.565	115.559	1:02.203	1:19.004	1:29.358	176.7
5	3:47.680	117.024	59.194	1:19.363	1:29.123	181.0
6	3:45.306	118.257	57.857	1:18.809	1:28.640	183.0
7	3:45.193	118.316	58.227	1:18.826	1:28.140	175.3
8	3:47.919	116.901	58.469	1:19.860	1:29.590	176.7
9	4:08.794	107.092	58.619	1:27.128	1:43.047	178.6
<i>Ideal</i>	<i>3:44.806</i>	<i>118.520</i>	<i>57.857</i>	<i>1:18.809</i>	<i>1:28.140</i>	<i>183.0</i>

27 77 Tom WEEDEN

SBK Behind 23.244
Best Time 3:46.266 Best Speed 117.755 On 2 Gp

Lap	Lap Time	Lap Speed	Sector 1	Sector 2	Sector 3	Speed Trap
1	4:34.108	95.563		1:21.262	1:30.295	155.1
2	3:46.266	117.755	58.517	1:19.497	1:28.252	166.7
3	3:50.081	115.803	59.189	1:20.666	1:30.226	167.9
4	3:59.579	111.212	1:05.981	1:22.996	1:30.602	146.1
5	3:46.792	117.482	59.560	1:19.211	1:28.021	163.0
6	3:46.456	117.656	58.774	1:19.247	1:28.435	167.5
7	3:56.442	112.687	58.949	1:20.547	1:36.946	162.6
8	8:20.838	53.199		1:29.678	1:37.753	153.0
<i>Ideal</i>	<i>3:45.749</i>	<i>118.025</i>	<i>58.517</i>	<i>1:19.211</i>	<i>1:28.021</i>	<i>167.9</i>

Qualifying Classification

Position

28 16 Mark PARRETT

SBK Behind 23.519
Best Time 3:46.541 Best Speed 117.612 On 2 Gp

Lap	Lap Time	Lap Speed	Sector 1	Sector 2	Sector 3	Speed Trap
1	5:10.739	84.298		1:23.800	1:32.630	116.7
2	3:46.541	117.612	59.887	1:18.520	1:28.134	179.5
3	3:47.579	117.076	59.982	1:19.140	1:28.457	180.5
4	3:51.597	115.044	1:03.084	1:18.767	1:29.746	157.7
5	3:49.777	115.956	1:00.132	1:17.637	1:32.008	176.3
6	8:19.400	53.352		1:18.503	1:30.148	157.7
7	3:46.975	117.387	59.322	1:19.323	1:28.330	178.1
8	4:14.054	104.875	58.231	1:28.981	1:46.842	178.1
<i>Ideal</i>	<i>3:44.002</i>	<i>118.945</i>	<i>58.231</i>	<i>1:17.637</i>	<i>1:28.134</i>	<i>180.5</i>

29 21 Alan CONNOR

SBK Behind 24.292
Best Time 3:47.314 Best Speed 117.212 On 5 Gp

Lap	Lap Time	Lap Speed	Sector 1	Sector 2	Sector 3	Speed Trap
1	5:18.224	82.315		1:26.050	1:35.585	122.2
2	3:58.579	111.678	1:00.080	1:21.671	1:36.828	175.8
3	4:03.630	109.362	1:05.437	1:25.077	1:33.116	176.3
4	9:14.945	48.012		1:20.343	1:29.804	154.4
5	3:47.314	117.212	58.935	1:19.147	1:29.232	172.6
6	3:49.765	115.962	59.265	1:19.701	1:30.799	174.0
7	3:47.724	117.001	59.206	1:20.395	1:28.123	175.8
8	4:50.318	91.775	59.309	1:31.872	2:19.137	175.3
<i>Ideal</i>	<i>3:46.205</i>	<i>117.787</i>	<i>58.935</i>	<i>1:19.147</i>	<i>1:28.123</i>	<i>176.3</i>

30 57 Kamil HOLAN

SBK Behind 24.594
Best Time 3:47.616 Best Speed 117.057 On 7 Gp

Lap	Lap Time	Lap Speed	Sector 1	Sector 2	Sector 3	Speed Trap
1	5:17.320	82.550		1:26.242	1:34.079	104.6
2	3:57.652	112.113	1:00.218	1:22.089	1:35.345	170.5
3	4:06.869	107.928	1:06.575	1:26.972	1:33.322	158.8
4	8:56.138	49.696		1:20.514	1:30.196	154.4
5	3:48.124	116.796	59.272	1:19.726	1:29.126	163.4
6	3:51.617	115.035	58.892	1:22.864	1:29.861	165.4
7	3:47.616	117.057	58.882	1:20.140	1:28.594	165.8
8	5:01.825	88.276	59.726	1:42.376	2:19.723	167.1
<i>Ideal</i>	<i>3:47.202</i>	<i>117.270</i>	<i>58.882</i>	<i>1:19.726</i>	<i>1:28.594</i>	<i>170.5</i>





Qualifying Classification

Position

31 0 Patricia FERNANDEZ

SBK Behind 25.018

Best Time 3:48.040 Best Speed 116.839 On 2 Gp

Lap	Lap Time	Lap Speed	Sector 1	Sector 2	Sector 3	Speed Trap
1	4:43.982	92.241		1:21.257	1:32.604	160.7
2	3:48.040	116.839	58.289	1:19.514	1:30.237	183.0
3	3:55.326	113.221	1:00.434	1:23.138	1:31.754	174.0
4	3:56.794	112.520	1:04.249	1:20.899	1:31.646	163.8
5	4:01.553	110.303	1:00.326	1:19.983	1:41.244	161.9
6	13:57.640	31.808		1:20.097	1:30.936	167.1
7	5:09.291	86.145	59.750	1:49.668	2:19.873	170.5
<i>Ideal</i>	<i>3:48.040</i>	<i>116.839</i>	<i>58.289</i>	<i>1:19.514</i>	<i>1:30.237</i>	<i>183.0</i>

32 63 James CHAWKE

SBK Behind 25.052

Best Time 3:48.074 Best Speed 116.822 On 6 Gp

Lap	Lap Time	Lap Speed	Sector 1	Sector 2	Sector 3	Speed Trap
1	5:15.568	83.008		1:25.562	1:33.688	101.7
2	4:01.078	110.520	1:00.521	1:21.898	1:38.659	167.1
3	4:15.549	104.262	1:08.819	1:26.641	1:40.089	161.5
4	10:34.412	41.998		1:20.107	1:30.553	157.3
5	3:49.516	116.088	59.009	1:20.418	1:30.089	175.8
6	3:48.074	116.822	58.262	1:20.219	1:29.593	178.1
7	3:55.985	112.905	58.552	1:23.186	1:34.247	178.6
<i>Ideal</i>	<i>3:47.962</i>	<i>116.879</i>	<i>58.262</i>	<i>1:20.107</i>	<i>1:29.593</i>	<i>178.6</i>

33 56 Donald MacFADYEN

SBK Behind 25.690

Best Time 3:48.712 Best Speed 116.496 On 8 Gp

Lap	Lap Time	Lap Speed	Sector 1	Sector 2	Sector 3	Speed Trap
1	5:21.863	81.385		1:26.581	1:36.616	114.1
2	3:55.345	113.212	1:01.128	1:21.911	1:32.306	166.2
3	4:10.909	106.190	1:06.427	1:26.255	1:38.227	156.9
4	3:58.543	111.695	1:04.823	1:21.357	1:32.363	136.9
5	3:52.975	114.364	1:01.419	1:20.832	1:30.724	171.3
6	3:51.308	115.188	1:00.683	1:20.447	1:30.178	169.2
7	3:53.532	114.091	1:02.551	1:19.905	1:31.076	144.5
8	3:48.712	116.496	58.970	1:20.157	1:29.585	176.7
9	4:42.919	94.175	59.646	1:42.034	2:01.239	170.0
<i>Ideal</i>	<i>3:48.460</i>	<i>116.624</i>	<i>58.970</i>	<i>1:19.905</i>	<i>1:29.585</i>	<i>176.7</i>

Qualifying Classification

Position

34 25 Darren COOPER

SBK Behind 25.919

Best Time 3:48.941 Best Speed 116.379 On 6 Gp

Lap	Lap Time	Lap Speed	Sector 1	Sector 2	Sector 3	Speed Trap
1	5:22.362	81.259		1:24.702	1:36.110	132.8
2	3:54.648	113.549	59.636	1:19.491	1:35.521	181.0
3	5:09.875	85.983		1:21.372	1:42.001	170.5
4	13:06.942	33.858		1:21.428	1:31.866	171.8
5	3:50.625	115.529	58.612	1:19.590	1:32.423	182.5
6	3:48.941	116.379	58.333	1:19.463	1:31.145	181.5
7	5:18.398	83.681	59.993	1:57.198	2:21.207	182.5
<i>Ideal</i>	<i>3:48.941</i>	<i>116.379</i>	<i>58.333</i>	<i>1:19.463</i>	<i>1:31.145</i>	<i>182.5</i>

35 71 Davy MORGAN

SBK Behind 26.377

Best Time 3:49.399 Best Speed 116.147 On 5 Gp

Lap	Lap Time	Lap Speed	Sector 1	Sector 2	Sector 3	Speed Trap
1	6:02.477	72.266		1:21.620	1:31.704	134.1
2	3:56.040	112.879	1:01.591	1:21.982	1:32.467	174.0
3	4:26.435	100.002	1:10.728	1:32.690	1:43.017	170.0
4	14:38.077	30.344		1:20.234	1:30.182	149.0
5	3:49.399	116.147	58.492	1:21.874	1:29.033	173.5
6	4:36.324	96.423	58.089	1:42.268	1:55.967	176.7
<i>Ideal</i>	<i>3:47.356</i>	<i>117.190</i>	<i>58.089</i>	<i>1:20.234</i>	<i>1:29.033</i>	<i>176.7</i>

36 37 Kris DUNCAN

SBK Behind 26.471

Best Time 3:49.493 Best Speed 116.099 On 4 Gp

Lap	Lap Time	Lap Speed	Sector 1	Sector 2	Sector 3	Speed Trap
1	5:16.824	82.679		1:22.944	1:33.261	148.0
2	3:56.968	112.437	1:00.269	1:21.250	1:35.449	173.5
3	3:53.450	114.131	1:01.912	1:19.852	1:31.686	178.6
4	3:49.493	116.099	1:02.457	1:18.043	1:28.993	168.3
5	3:51.983	114.853	58.321	1:18.531	1:35.131	180.0
6	18:18.814	24.248		1:38.860	2:30.400	143.6
<i>Ideal</i>	<i>3:45.357</i>	<i>118.230</i>	<i>58.321</i>	<i>1:18.043</i>	<i>1:28.993</i>	<i>180.0</i>





Qualifying Classification

Position

37 29 Paul CRANSTON

SBK Behind **26.529**

Best Time **3:49.551** Best Speed **116.070** On **6** Gp

Lap	Lap Time	Lap Speed	Sector 1	Sector 2	Sector 3	Speed Trap
1	5:31.344	79.056		1:23.554	1:33.424	144.8
2	3:52.164	114.764	1:01.730	1:19.989	1:30.445	167.1
3	4:02.598	109.828	1:04.300	1:23.728	1:34.570	165.4
4	3:53.911	113.906	1:02.658	1:20.603	1:30.650	164.2
5	3:51.921	114.884	1:00.629	1:20.173	1:31.119	165.0
6	3:49.551	116.070	1:00.074	1:19.930	1:29.547	163.8
7	3:56.530	112.645	1:00.620	1:20.424	1:35.486	157.3
<i>Ideal</i>	<i>3:49.551</i>	<i>116.070</i>	<i>1:00.074</i>	<i>1:19.930</i>	<i>1:29.547</i>	<i>167.1</i>

38 49 Raul TORRAS

SBK Behind **27.785**

Best Time **3:50.807** Best Speed **115.438** On **5** Gp

Lap	Lap Time	Lap Speed	Sector 1	Sector 2	Sector 3	Speed Trap
1	5:10.517	84.358		1:28.644	1:36.482	139.1
2	4:02.388	109.923	1:01.491	1:24.894	1:36.003	165.8
3	6:06.786	72.642		1:25.047	1:40.555	150.3
4	5:47.451	76.684		1:22.393	1:31.667	146.1
5	3:50.807	115.438	59.864	1:20.191	1:30.752	173.5
6	3:55.205	113.280	1:00.528	1:20.873	1:33.804	170.9
7	3:57.035	112.405	1:01.360	1:23.152	1:32.523	171.3
8	4:47.791	92.581	1:00.003	1:43.807	2:03.981	171.3
<i>Ideal</i>	<i>3:50.807</i>	<i>115.438</i>	<i>59.864</i>	<i>1:20.191</i>	<i>1:30.752</i>	<i>173.5</i>

39 48 Barry FURBER

SBK Behind **28.305**

Best Time **3:51.327** Best Speed **115.179** On **6** Gp

Lap	Lap Time	Lap Speed	Sector 1	Sector 2	Sector 3	Speed Trap
1	5:04.504	86.024		1:27.679	1:38.984	156.2
2	3:54.068	113.830	1:00.635	1:21.935	1:31.498	166.2
3	3:57.289	112.285	1:01.307	1:21.917	1:34.065	178.6
4	3:56.316	112.747	1:03.333	1:21.071	1:31.912	166.7
5	3:53.378	114.167	1:00.888	1:20.007	1:32.483	168.7
6	3:51.327	115.179	1:00.035	1:20.592	1:30.700	177.2
7	3:51.889	114.900	59.253	1:20.710	1:31.926	176.7
8	3:54.424	113.657	59.666	1:20.758	1:34.000	177.7
<i>Ideal</i>	<i>3:49.960</i>	<i>115.863</i>	<i>59.253</i>	<i>1:20.007</i>	<i>1:30.700</i>	<i>178.6</i>

Qualifying Classification

Position

40 46 George SPENCE

SBK Behind **29.087**

Best Time **3:52.109** Best Speed **114.791** On **6** Gp

Lap	Lap Time	Lap Speed	Sector 1	Sector 2	Sector 3	Speed Trap
1	5:14.152	83.382		1:24.069	1:34.514	124.2
2	4:00.567	110.755	1:00.774	1:22.878	1:36.915	177.7
3	4:05.537	108.513	1:05.962	1:25.838	1:33.737	162.6
4	3:58.116	111.895	1:02.439	1:22.096	1:33.581	171.3
5	3:53.142	114.282	1:00.680	1:21.180	1:31.282	174.0
6	3:52.109	114.791	59.668	1:20.997	1:31.444	176.7
7	3:59.636	111.185	1:00.490	1:22.356	1:36.790	169.2
8	11:50.378	37.507		1:58.961	2:11.404	149.3
<i>Ideal</i>	<i>3:51.947</i>	<i>114.871</i>	<i>59.668</i>	<i>1:20.997</i>	<i>1:31.282</i>	<i>177.7</i>

41 69 Richard CHARLTON

SBK Behind **31.316**

Best Time **3:54.338** Best Speed **113.699** On **5** Gp

Lap	Lap Time	Lap Speed	Sector 1	Sector 2	Sector 3	Speed Trap
1	5:15.592	83.002		1:25.452	1:32.493	120.9
2	3:59.270	111.355	1:00.870	1:22.477	1:35.923	154.4
3	4:10.399	106.406	1:05.493	1:28.883	1:36.023	157.3
4	9:33.535	46.456		1:21.287	1:29.666	158.4
5	3:54.338	113.699	59.666	1:21.179	1:33.493	166.2
6	8:15.501	53.772		1:22.022	1:31.766	156.6
7	5:25.592	81.832	1:00.756	2:06.061	2:18.775	167.1
<i>Ideal</i>	<i>3:50.511</i>	<i>115.587</i>	<i>59.666</i>	<i>1:21.179</i>	<i>1:29.666</i>	<i>167.1</i>

42 28 Paul GARTLAND

SBK Behind **32.744**

Best Time **3:55.766** Best Speed **113.010** On **6** Gp

Lap	Lap Time	Lap Speed	Sector 1	Sector 2	Sector 3	Speed Trap
1	5:58.466	73.074		1:35.772	1:42.992	123.3
2	4:04.787	108.845	1:05.397	1:25.157	1:34.233	153.7
3	4:19.033	102.859	1:11.510	1:27.927	1:39.596	166.7
4	4:12.189	105.651	1:10.527	1:25.838	1:35.824	133.1
5	4:00.698	110.695	1:03.822	1:23.361	1:33.515	156.9
6	3:55.766	113.010	1:02.171	1:21.484	1:32.111	157.7
7	4:12.150	105.667	1:01.682	1:25.159	1:45.309	163.0
8	9:26.477	47.034		2:04.305	2:21.751	139.1
<i>Ideal</i>	<i>3:55.277</i>	<i>113.245</i>	<i>1:01.682</i>	<i>1:21.484</i>	<i>1:32.111</i>	<i>166.7</i>



Qualifying Classification

Position

43 **5 Marty LENNON**

SBK Behind **35.063**

Best Time **3:58.085** Best Speed **111.909** On **6** Gp

Lap	Lap Time	Lap Speed	Sector 1	Sector 2	Sector 3	Speed Trap
1	5:56.476	73.482		1:34.611	1:40.641	124.9
2	4:03.233	109.541	1:02.384	1:26.035	1:34.814	160.3
3	4:21.147	102.027	1:09.435	1:33.223	1:38.489	159.6
4	4:06.748	107.980	1:05.383	1:25.468	1:35.897	145.1
5	4:00.901	110.601	1:01.935	1:24.506	1:34.460	166.7
6	3:58.085	111.909	1:01.351	1:24.187	1:32.547	163.4
7	4:07.058	107.845	1:01.258	1:25.558	1:40.242	163.0
<i>Ideal</i>	<i>3:57.992</i>	<i>111.953</i>	<i>1:01.258</i>	<i>1:24.187</i>	<i>1:32.547</i>	<i>166.7</i>

Non Qualifiers

Position

64 Stephen McKNIGHT

SBK Behind **23.612**

Best Time **3:46.634** Best Speed **117.564** On **2** Gp

Lap	Lap Time	Lap Speed	Sector 1	Sector 2	Sector 3	Speed Trap
1	29:16.897	14.910		1:21.699	1:32.168	151.3
2	3:46.634	117.564	59.200	1:17.976	1:29.458	171.3
3	4:35.600	96.676	59.436	1:32.699	2:03.465	172.2
<i>Ideal</i>	<i>3:46.634</i>	<i>117.564</i>	<i>59.200</i>	<i>1:17.976</i>	<i>1:29.458</i>	<i>172.2</i>

33 Andy SELLARS

SBK Behind **42.465**

Best Time **4:05.487** Best Speed **108.535** On **8** Gp

Lap	Lap Time	Lap Speed	Sector 1	Sector 2	Sector 3	Speed Trap
1	5:06.056	85.588		1:27.762	1:40.988	149.0
2	4:08.307	107.302	1:04.355	1:26.088	1:37.864	151.6
3	4:13.107	105.268	1:05.475	1:29.192	1:38.440	165.0
4	4:10.915	106.187	1:04.890	1:27.016	1:39.009	149.0
5	4:11.042	106.133	1:04.649	1:27.628	1:38.765	152.3
6	4:09.258	106.893	1:04.260	1:27.440	1:37.558	162.6
7	4:07.241	107.765	1:03.735	1:26.273	1:37.233	159.6
8	4:05.487	108.535	1:02.539	1:25.728	1:37.220	158.1
9	5:16.341	84.225	1:03.814	1:55.072	2:17.455	155.1
<i>Ideal</i>	<i>4:05.487</i>	<i>108.535</i>	<i>1:02.539</i>	<i>1:25.728</i>	<i>1:37.220</i>	<i>165.0</i>

fonaCAB ULSTER GRAND PRIX

SUPERBIKE

First Qualifying

SECTOR ANALYSIS

Perfect Lap (sum of best sectors) = 3:23.022



SECTOR 1 FINISH - TULLYRUSK			SECTOR 2 TULLYRUSK - JORDAN'S		SECTOR 3 JORDAN'S - FINISH		IDEAL / BEST COMPARISON								
Pos	No	Name	Time	No	Name	Time	Pos	No	Name	Ideal Time	Best Tim	Diff			
1	60	Peter HICKMAN	53.278	60	Peter HICKMAN	1:10.630	60	Peter HICKMAN	1:19.114	1	60	Peter HICKMAN	3:23.022	3:23.022	0.000
2	2	Dean HARRISON	53.728	1	Conor CUMMINS	1:11.432	1	Conor CUMMINS	1:20.765	2	1	Conor CUMMINS	3:26.239	3:27.785	1.546
3	13	Lee JOHNSTON	53.863	9	Davey TODD	1:11.869	2	Dean HARRISON	1:21.081	3	9	Davey TODD	3:28.162	3:28.631	0.469
4	1	Conor CUMMINS	54.042	24	Paul JORDAN	1:12.363	6	Michael DUNLOP	1:21.799	4	13	Lee JOHNSTON	3:28.814	3:29.145	0.331
5	9	Davey TODD	54.166	13	Lee JOHNSTON	1:12.423	82	Derek SHEILS	1:22.006	5	2	Dean HARRISON	3:27.455	3:29.157	1.702
6	6	Michael DUNLOP	54.548	82	Derek SHEILS	1:12.579	9	Davey TODD	1:22.127	6	82	Derek SHEILS	3:29.680	3:29.680	0.000
7	82	Derek SHEILS	55.095	2	Dean HARRISON	1:12.646	24	Paul JORDAN	1:22.187	7	24	Paul JORDAN	3:30.108	3:30.108	0.000
8	10	David JOHNSON	55.124	6	Michael DUNLOP	1:13.100	13	Lee JOHNSTON	1:22.528	8	6	Michael DUNLOP	3:29.447	3:30.340	0.893
9	36	Jamie COWARD	55.165	10	David JOHNSON	1:13.970	61	Phillip CROWE	1:22.825	9	10	David JOHNSON	3:31.957	3:32.526	0.569
10	61	Phillip CROWE	55.222	27	David JACKSON	1:14.020	10	David JOHNSON	1:22.863	10	36	Jamie COWARD	3:32.695	3:33.693	0.998
11	24	Paul JORDAN	55.558	61	Phillip CROWE	1:14.081	27	David JACKSON	1:23.015	11	61	Phillip CROWE	3:32.128	3:33.767	1.639
12	62	Sam WEST	55.640	62	Sam WEST	1:14.117	36	Jamie COWARD	1:23.326	12	65	Michael SWEENEY	3:33.980	3:33.980	0.000
13	11	Dominic HERBERTSON	56.026	36	Jamie COWARD	1:14.204	65	Michael SWEENEY	1:23.382	13	62	Sam WEST	3:33.531	3:34.300	0.769
14	65	Michael SWEENEY	56.177	111	Brian McCORMACK	1:14.356	111	Brian McCORMACK	1:23.672	14	111	Brian McCORMACK	3:34.304	3:34.304	0.000
15	111	Brian McCORMACK	56.276	65	Michael SWEENEY	1:14.421	62	Sam WEST	1:23.774	15	27	David JACKSON	3:33.484	3:34.446	0.962
16	27	David JACKSON	56.449	31	Shaun ANDERSON	1:14.582	11	Dominic HERBERTSON	1:24.105	16	11	Dominic HERBERTSON	3:34.862	3:36.000	1.138
17	14	Ryan KNEEN	56.506	11	Dominic HERBERTSON	1:14.731	14	Ryan KNEEN	1:24.758	17	14	Ryan KNEEN	3:36.639	3:36.792	0.153
18	88	Josh DALEY	56.597	14	Ryan KNEEN	1:15.375	31	Shaun ANDERSON	1:25.759	18	31	Shaun ANDERSON	3:37.360	3:38.527	1.167
19	182	Xavier DENIS	56.665	18	Forest DUNN	1:16.115	18	Forest DUNN	1:25.811	19	182	Xavier DENIS	3:39.867	3:39.867	0.000
20	31	Shaun ANDERSON	57.019	58	David McCONNAGHY	1:16.157	182	Xavier DENIS	1:26.466	20	88	Josh DALEY	3:40.500	3:40.500	0.000
21	18	Forest DUNN	57.301	109	Neil KERNOHAN	1:16.612	72	Gareth KEYS	1:26.712	21	18	Forest DUNN	3:39.227	3:40.765	1.538
22	19	Mike BOOTH	57.616	182	Xavier DENIS	1:16.736	88	Josh DALEY	1:26.817	22	58	David McCONNAGHY	3:41.501	3:42.206	0.705
23	74	Laurent HOFFMANN	57.857	72	Gareth KEYS	1:16.763	109	Neil KERNOHAN	1:26.955	23	72	Gareth KEYS	3:42.353	3:43.074	0.721
24	109	Neil KERNOHAN	57.911	88	Josh DALEY	1:17.086	58	David McCONNAGHY	1:27.263	24	19	Mike BOOTH	3:43.393	3:44.321	0.928
25	58	David McCONNAGHY	58.081	16	Mark PARRETT	1:17.637	19	Mike BOOTH	1:27.942	25	109	Neil KERNOHAN	3:41.478	3:44.569	3.091
26	71	Davy MORGAN	58.089	19	Mike BOOTH	1:17.835	77	Tom WEEDEN	1:28.021	26	74	Laurent HOFFMANN	3:44.806	3:45.193	0.387
27	16	Mark PARRETT	58.231	64	Stephen McKNIGHT	1:17.976	21	Alan CONNOR	1:28.123	27	77	Tom WEEDEN	3:45.749	3:46.266	0.517
28	63	James CHAWKE	58.262	37	Kris DUNCAN	1:18.043	16	Mark PARRETT	1:28.134	28	16	Mark PARRETT	3:44.002	3:46.541	2.539
29	00	Patricia FERNANDEZ	58.289	74	Laurent HOFFMANN	1:18.809	74	Laurent HOFFMANN	1:28.140	29	64	Stephen McKNIGHT	3:46.634	3:46.634	0.000
30	37	Kris DUNCAN	58.321	21	Alan CONNOR	1:19.147	57	Kamil HOLAN	1:28.594	30	21	Alan CONNOR	3:46.205	3:47.314	1.109
31	25	Darren COOPER	58.333	77	Tom WEEDEN	1:19.211	37	Kris DUNCAN	1:28.993	31	57	Kamil HOLAN	3:47.202	3:47.616	0.414
32	77	Tom WEEDEN	58.517	25	Darren COOPER	1:19.463	71	Davy MORGAN	1:29.033	32	00	Patricia FERNANDEZ	3:48.040	3:48.040	0.000
33	72	Gareth KEYS	58.878	00	Patricia FERNANDEZ	1:19.514	64	Stephen McKNIGHT	1:29.458	33	63	James CHAWKE	3:47.962	3:48.074	0.112
34	57	Kamil HOLAN	58.882	57	Kamil HOLAN	1:19.726	29	Paul CRANSTON	1:29.547	34	56	Donald MacFADYEN	3:48.460	3:48.712	0.252
35	21	Alan CONNOR	58.935	56	Donald MacFADYEN	1:19.905	56	Donald MacFADYEN	1:29.585	35	25	Darren COOPER	3:48.941	3:48.941	0.000
36	56	Donald MacFADYEN	58.970	29	Paul CRANSTON	1:19.930	63	James CHAWKE	1:29.593	36	71	Davy MORGAN	3:47.356	3:49.399	2.043
37	64	Stephen McKNIGHT	59.200	48	Barry FURBER	1:20.007	69	Richard CHARLTON	1:29.666	37	37	Kris DUNCAN	3:45.357	3:49.493	4.136
38	48	Barry FURBER	59.253	63	James CHAWKE	1:20.107	00	Patricia FERNANDEZ	1:30.237	38	29	Paul CRANSTON	3:49.551	3:49.551	0.000
39	69	Richard CHARLTON	59.666	49	Raul TORRAS	1:20.191	48	Barry FURBER	1:30.700	39	49	Raul TORRAS	3:50.807	3:50.807	0.000
40	46	George SPENCE	59.668	71	Davy MORGAN	1:20.234	49	Raul TORRAS	1:30.752	40	48	Barry FURBER	3:49.960	3:51.327	1.367
41	49	Raul TORRAS	59.864	46	George SPENCE	1:20.997	25	Darren COOPER	1:31.145	41	46	George SPENCE	3:51.947	3:52.109	0.162
42	29	Paul CRANSTON	1:00.074	69	Richard CHARLTON	1:21.179	46	George SPENCE	1:31.282	42	69	Richard CHARLTON	3:50.511	3:54.338	3.827
43	5	Marty LENNON	1:01.258	28	Paul GARTLAND	1:21.484	28	Paul GARTLAND	1:32.111	43	28	Paul GARTLAND	3:55.277	3:55.766	0.489
44	28	Paul GARTLAND	1:01.682	5	Marty LENNON	1:24.187	5	Marty LENNON	1:32.547	44	5	Marty LENNON	3:57.992	3:58.085	0.093
45	33	Andy SELLARS	1:02.539	33	Andy SELLARS	1:25.728	33	Andy SELLARS	1:37.220	45	33	Andy SELLARS	4:05.487	4:05.487	0.000

SPEED TRAP ON FLYING KILO

Class	No/Name	Fastest	Lap 1	Lap 2	Lap 3	Lap 4	Lap 5	Lap 6	Lap 7	Lap 8	Lap 9	Lap 10	Lap 11	Lap 12
SBK	2 Dean HARRISON	196.9	163.0	190.7	196.9	189.1	174.9	191.8	190.7					
SBK	1 Conor CUMMINS	195.7	155.5	195.7	195.7	177.7	167.5	189.7						
SBK	6 Michael DUNLOP	194.0	170.9	192.9	194.0	190.7	176.7	189.7	192.4					
SBK	9 Davey TODD	193.5	161.5	182.0	192.9	185.5	173.5	192.9	193.5					
SBK	10 David JOHNSON	192.4	169.2	188.6	192.4	172.2	191.8	185.0	191.3					
SBK	60 Peter HICKMAN	192.4	164.6	191.3	191.8	189.7	174.0	192.4	191.3					
SBK	13 Lee JOHNSTON	192.4	167.1	192.4	189.7	189.7	172.2	188.6	189.7					
SBK	36 Jamie COWARD	190.7	166.7	188.1	190.7	162.2	170.0	186.0						
SBK	88 Josh DALEY	190.2	166.2	187.0	183.5	167.5	190.2	182.0	182.0					
SBK	24 Paul JORDAN	189.1	162.6	187.0	189.1	156.9	162.2							
SBK	62 Sam WEST	188.6	165.8	180.0	178.6	184.5	166.2	185.0	188.6	187.0				
SBK	182 Xavier DENIS	187.6	131.0	187.6	186.0									
SBK	61 Phillip CROWE	185.5	162.2	181.0	179.1	183.5	165.0	185.5	182.5	182.5				
SBK	111 Brian McCORMACK	185.5	165.0	182.0	185.5	164.2	165.8	181.0	180.0	178.6				
SBK	109 Neil KERNOHAN	185.5	160.7	178.1	183.0	175.3	169.6	185.5						
SBK	14 Ryan KNEEN	185.5	129.0	170.5	184.0	161.1	185.5	183.0	182.0					
SBK	27 David JACKSON	185.0	165.0	185.0	181.0	168.3	180.0	180.5						
SBK	11 Dominic HERBERTSON	185.0	159.6	179.1	176.7	157.3	182.0	185.0	175.3					
SBK	82 Derek SHEILS	184.0	163.8	184.0	184.0	179.1	167.9	181.5	181.0					
SBK	74 Laurent HOFFMANN	183.0	139.1	156.9	179.5	176.7	181.0	183.0	175.3	176.7	178.6			
SBK	0 Patricia FERNANDEZ	183.0	160.7	183.0	174.0	163.8	161.9	167.1	170.5					
SBK	25 Darren COOPER	182.5	132.8	181.0	170.5	171.8	182.5	181.5	182.5					
SBK	65 Michael SWEENEY	181.5	161.9	181.5	178.6	176.7	165.0							
SBK	18 Forest DUNN	181.0	165.0	180.5	181.0	181.0	157.3	178.1	177.2					
SBK	16 Mark PARRETT	180.5	116.7	179.5	180.5	157.7	176.3	157.7	178.1	178.1				
SBK	37 Kris DUNCAN	180.0	148.0	173.5	178.6	168.3	180.0	143.6						
SBK	63 James CHAWKE	178.6	101.7	167.1	161.5	157.3	175.8	178.1	178.6					
SBK	31 Shaun ANDERSON	178.6	88.2	176.3	178.6	176.7	177.7	175.3	163.4	173.5				
SBK	48 Barry FURBER	178.6	156.2	166.2	178.6	166.7	168.7	177.2	176.7	177.7				
SBK	58 David McCONNAGHY	178.6	163.4	178.6	178.6	176.7	175.3	176.3	178.6					
SBK	46 George SPENCE	177.7	124.2	177.7	162.6	171.3	174.0	176.7	169.2	149.3				
SBK	19 Mike BOOTH	177.7	146.4	168.7	176.3	176.3	165.8	177.7						
SBK	56 Donald MacFADYEN	176.7	114.1	166.2	156.9	136.9	171.3	169.2	144.5	176.7	170.0			
SBK	71 Davy MORGAN	176.7	134.1	174.0	170.0	149.0	173.5	176.7						
SBK	21 Alan CONNOR	176.3	122.2	175.8	176.3	154.4	172.6	174.0	175.8	175.3				
SBK	49 Raul TORRAS	173.5	139.1	165.8	150.3	146.1	173.5	170.9	171.3	171.3				
SBK	64 Stephen McKNIGHT	172.2	151.3	171.3	172.2									
SBK	57 Kamil HOLAN	170.5	104.6	170.5	158.8	154.4	163.4	165.4	165.8	167.1				
SBK	72 Gareth KEYS	168.3	152.0	167.5	168.3	163.0								
SBK	77 Tom WEEDEN	167.9	155.1	166.7	167.9	146.1	163.0	167.5	162.6	153.0				
SBK	29 Paul CRANSTON	167.1	144.8	167.1	165.4	164.2	165.0	163.8	157.3					
SBK	69 Richard CHARLTON	167.1	120.9	154.4	157.3	158.4	166.2	156.6	167.1					
SBK	5 Marty LENNON	166.7	124.9	160.3	159.6	145.1	166.7	163.4	163.0					
SBK	28 Paul GARTLAND	166.7	123.3	153.7	166.7	133.1	156.9	157.7	163.0	139.1				
SBK	33 Andy SELLARS	165.0	149.0	151.6	165.0	149.0	152.3	162.6	159.6	158.1	155.1			

**fonaCAB ULSTER GRAND PRIX
SUPERBIKE
Second Qualifying
Thursday, 08 August 2019**



Qualifying Time **3:57.121** **Qualifying Speed** **112.364**


Pos	Class	No	Name	Machine / Sponsor	Time	Best Lap Behind	Speed	On	Total Laps	Qualifying Laps
Qualifying Classification										
1	SBK	60	Peter HICKMAN	BMW - Smith's Racing BMW	3:17.408		134.969	7	8	7
2	SBK	2	Dean HARRISON	Kawasaki - Silicone Engineering Racing	3:19.899	2.491	133.287	7	12	10
3	SBK	1	Conor CUMMINS	Honda - Milenco by Padgett's Motorcycles	3:21.878	4.470	131.981	6	11	8
4	SBK	13	Lee JOHNSTON	BMW - Ashcourt Racing	3:22.009	4.601	131.895	9	10	7
5	SBK	82	Derek SHEILS	Suzuki - Burrows Eng/RK Racing	3:23.972	6.564	130.626	9	10	8
6	SBK	10	David JOHNSON	Honda - Honda Racing	3:24.153	6.745	130.510	10	10	7
7	SBK	61	Phillip CROWE	BMW - Lee Jackson Air Con	3:25.859	8.451	129.428	10	10	7
8	SBK	36	Jamie COWARD	Yamaha - PreZ Racing	3:26.211	8.803	129.207	4	5	4
9	SBK	6	Michael DUNLOP	BMW - Tyco BMW Motorrad	3:26.233	8.825	129.193	9	9	6
10	SBK	111	Brian McCORMACK	BMW - On-1 Racing	3:27.341	9.933	128.503	7	9	7
11	SBK	62	Sam WEST	BMW - PRL Cyclestore.co.uk	3:27.501	10.093	128.404	12	12	10
12	SBK	31	Shaun ANDERSON	BMW - NW Racing	3:28.291	10.883	127.917	11	11	8
13	SBK	11	Dominic HERBERTSON	Kawasaki - Davies M/sport/Belgrave Motor Co	3:29.031	11.623	127.464	5	11	9
14	SBK	27	David JACKSON	BMW	3:29.606	12.198	127.114	5	12	10
15	SBK	65	Michael SWEENEY	BMW - MJR Racing	3:29.796	12.388	126.999	3	9	7
16	SBK	14	Ryan KNEEN	BMW - Charmer Builders	3:30.657	13.249	126.480	3	5	4
17	SBK	19	Mike BOOTH	Kawasaki - BSK Pro	3:31.182	13.774	126.166	11	12	10
18	SBK	88	Josh DALEY	Kawasaki - Josh Daley Racing	3:31.884	14.476	125.748	10	11	8
19	SBK	182	Xavier DENIS	Honda - Optimark Road Racing	3:31.993	14.585	125.683	4	10	8
20	SBK	18	Forest DUNN	Suzuki - Forest Dunn Racing	3:33.415	16.007	124.846	10	11	8
21	SBK	77	Tom WEEDEN	Suzuki - Burrows Eng/RK Racing	3:35.063	17.655	123.889	9	10	7
22	SBK	72	Gareth KEYS	Kawasaki - DH Racing	3:35.106	17.698	123.864	4	5	3
23	SBK	25	Darren COOPER	Suzuki - JMC	3:35.165	17.757	123.830	6	8	5
24	SBK	71	Davy MORGAN	BMW - DM71	3:35.497	18.089	123.640	5	7	6
25	SBK	16	Mark PARRETT	BMW - C & C Ltd.	3:36.897	19.489	122.842	6	7	6
26	SBK	37	Kris DUNCAN	Kawasaki - Turriff Caravans/JE Autos	3:36.905	19.497	122.837	3	5	4
27	SBK	74	Laurent HOFFMANN	Suzuki - Delaur Road Racing Belgium	3:37.224	19.816	122.657	6	7	5
28	SBK	58	David McCONNAGHY	BMW	3:37.761	20.353	122.354	4	5	3
29	SBK	48	Barry FURBER	Kawasaki	3:38.451	21.043	121.968	6	10	8
30	SBK	63	James CHAWKE	Suzuki - Chawkie Supporters Club	3:38.676	21.268	121.842	6	7	6
31	SBK	57	Kamil HOLAN	BMW - McRace	3:40.398	22.990	120.890	3	4	3
32	SBK	69	Richard CHARLTON	BMW	3:40.825	23.417	120.656	2	5	3
33	SBK	46	George SPENCE	Yamaha - Dod Spence Racing	3:41.360	23.952	120.365	6	11	9
34	SBK	49	Raul TORRAS	Kawasaki	3:41.942	24.534	120.049	6	9	7
35	SBK	64	Stephen McKNIGHT	BMW - McKnight Racing	3:42.037	24.629	119.998	8	9	6
36	SBK	28	Paul GARTLAND	Kawasaki - North West Gas	3:43.157	25.749	119.396	10	10	7
37	SBK	5	Marty LENNON	Yamaha - ML Designs	3:44.509	27.101	118.677	5	6	4
38	SBK	29	Paul CRANSTON	Suzuki - P & J Fuel Haulage	3:44.651	27.243	118.602	5	6	5
39	SBK	56	Donald MacFADYEN	BMW - MacFadyen Racing	3:44.776	27.368	118.536	7	9	6
40	SBK	00	Patricia FERNANDEZ	Kawasaki - Fernandez Magic Bullet Racing	3:46.452	29.044	117.658	5	8	3

Non Qualifiers

SBK	9	Davey TODD	BMW - Penz13.com	3:29.441	12.033	127.215	2	2	1
SBK	33	Andy SELLARS	BMW - ASM Road Racing	5:12.438	1:55.030	85.278	1	1	0

Provisional result to be confirmed by the Stewards of the Meeting subject to completion of technical inspections & the time limit for protests

Page 1 / 1

Circuit	Dundrod	Signed	Organising Club	Dundrod & District MCC
Length(miles)	7.4011 Lap 1 (7.2763)		Qualifying Started	13:03
Weather	Bright	Chief Timekeeper		
Track	Dry, 27°C	Issued At: 13:56		

Qualifying Classification

Position

1	60 Peter HICKMAN					
	SBK			Behind		
Best Time	3:17.408	Best Speed	134.969	On	7	Gp
Lap	Lap Time	Lap Speed	Sector 1	Sector 2	Sector 3	Speed Trap
1	4:06.475	106.277		1:11.649	1:20.028	169.2
2	3:20.359	132.981	52.441	1:09.421	1:18.497	194.6
3	3:18.734	134.068	52.281	1:08.736	1:17.717	194.6
4	3:20.809	132.683	52.864	1:09.768	1:18.177	194.6
5	3:18.202	134.428	52.316	1:08.521	1:17.365	194.0
6	3:18.074	134.515	52.306	1:08.501	1:17.267	195.2
7	3:17.408	134.969	52.058	1:08.406	1:16.944	194.0
8	3:30.368	126.654	53.124	1:12.132	1:25.112	195.7
<i>Ideal</i>	<i>3:17.408</i>	<i>134.969</i>	<i>52.058</i>	<i>1:08.406</i>	<i>1:16.944</i>	<i>195.7</i>

2 Dean HARRISON

	SBK			Behind		2.491
Best Time	3:19.899	Best Speed	133.287	On	7	Gp
Lap	Lap Time	Lap Speed	Sector 1	Sector 2	Sector 3	Speed Trap
1	4:27.751	97.832		1:13.166	1:22.804	171.3
2	3:22.919	131.303	52.840	1:10.512	1:19.567	195.7
3	3:20.739	132.729	52.476	1:09.347	1:18.916	196.9
4	3:20.841	132.662	52.845	1:09.396	1:18.600	196.9
5	3:29.426	127.224	53.166	1:12.660	1:23.600	194.6
6	6:35.768	67.322		1:12.787	1:20.378	179.1
7	3:19.899	133.287	52.592	1:09.291	1:18.016	195.2
8	3:20.012	133.212	52.124	1:08.703	1:19.185	195.2
9	3:24.821	130.084	52.385	1:11.072	1:21.364	195.2
10	3:20.774	132.706	52.401	1:09.331	1:19.042	195.2
11	3:20.724	132.739	52.416	1:09.903	1:18.405	194.6
12	3:26.643	128.937	52.460	1:10.730	1:23.453	196.9
<i>Ideal</i>	<i>3:18.843</i>	<i>133.995</i>	<i>52.124</i>	<i>1:08.703</i>	<i>1:18.016</i>	<i>196.9</i>

Qualifying Classification

Position

3	1 Conor CUMMINS					
	SBK			Behind		4.470
Best Time	3:21.878	Best Speed	131.981	On	6	Gp
Lap	Lap Time	Lap Speed	Sector 1	Sector 2	Sector 3	Speed Trap
1	4:37.734	94.316		1:13.619	1:22.688	170.5
2	3:22.843	131.353	52.872	1:10.518	1:19.453	196.9
3	3:31.070	126.233	56.084	1:14.775	1:20.211	196.9
4	3:28.476	127.803	53.517	1:11.493	1:23.466	198.0
5	10:58.896	40.437		1:11.651	1:22.137	170.9
6	3:21.878	131.981	52.826	1:09.786	1:19.266	193.5
7	3:21.925	131.950	52.697	1:09.769	1:19.459	193.5
8	3:31.544	125.950	55.545	1:14.669	1:21.330	190.2
9	3:24.923	130.019	53.559	1:10.977	1:20.387	191.3
10	3:30.519	126.563	52.511	1:10.145	1:27.863	192.9
11	5:21.512	82.871		1:11.854	1:22.000	154.8
<i>Ideal</i>	<i>3:21.546</i>	<i>132.198</i>	<i>52.511</i>	<i>1:09.769</i>	<i>1:19.266</i>	<i>198.0</i>

4 13 Lee JOHNSTON

	SBK			Behind		4.601
Best Time	3:22.009	Best Speed	131.895	On	9	Gp
Lap	Lap Time	Lap Speed	Sector 1	Sector 2	Sector 3	Speed Trap
1	4:39.101	93.854		1:14.387	1:24.086	164.6
2	3:27.759	128.245	54.073	1:12.184	1:21.502	194.6
3	3:24.160	130.505	53.080	1:11.018	1:20.062	194.0
4	3:36.467	123.086	54.724	1:13.808	1:27.935	196.3
5	11:47.316	37.669		1:13.010	1:27.756	173.5
6	3:22.522	131.561	52.480	1:10.688	1:19.354	195.2
7	3:31.334	126.075	52.415	1:11.132	1:27.787	195.7
8	6:51.187	64.798		1:11.472	1:22.331	174.0
9	3:22.009	131.895	52.602	1:10.249	1:19.158	194.6
10	3:41.247	120.426	55.310	1:19.743	1:26.194	195.7
<i>Ideal</i>	<i>3:21.822</i>	<i>132.017</i>	<i>52.415</i>	<i>1:10.249</i>	<i>1:19.158</i>	<i>196.3</i>



Qualifying Classification

Position

5 **82 Derek SHEILS**

SBK Behind **6.564**

Best Time **3:23.972** Best Speed **130.626** On **9** Gp

Lap	Lap Time	Lap Speed	Sector 1	Sector 2	Sector 3	Speed Trap
1	4:21.208	100.283		1:15.085	1:22.156	170.0
2	3:27.280	128.541	54.218	1:11.623	1:21.439	185.5
3	3:27.642	128.317	54.426	1:12.231	1:20.985	188.1
4	3:25.689	129.535	54.063	1:11.401	1:20.225	184.5
5	3:25.079	129.920	53.990	1:11.078	1:20.011	185.0
6	3:40.414	120.881	56.263	1:14.768	1:29.383	182.5
7	15:11.366	29.235	12:38.602	1:12.325	1:20.439	169.2
8	3:24.055	130.572	53.512	1:10.920	1:19.623	185.5
9	3:23.972	130.626	53.554	1:10.343	1:20.075	181.5
10	3:25.426	129.701	53.955	1:11.242	1:20.229	183.0
<i>Ideal</i>	<i>3:23.478</i>	<i>130.943</i>	<i>53.512</i>	<i>1:10.343</i>	<i>1:19.623</i>	<i>188.1</i>

6 **10 David JOHNSON**

SBK Behind **6.745**

Best Time **3:24.153** Best Speed **130.510** On **10** Gp

Lap	Lap Time	Lap Speed	Sector 1	Sector 2	Sector 3	Speed Trap
1	4:32.280	96.205		1:14.065	1:23.187	173.5
2	3:27.540	128.380	54.109	1:12.910	1:20.521	191.3
3	3:33.929	124.546	55.440	1:12.619	1:25.870	184.0
4	12:06.967	36.651	9:27.135	1:13.582	1:26.250	175.3
5	3:25.213	129.836	53.313	1:11.330	1:20.570	192.4
6	3:24.593	130.229	53.177	1:11.519	1:19.897	192.4
7	3:37.559	122.468	56.169	1:13.981	1:27.409	190.7
8	7:15.112	61.235	4:38.313	1:14.025	1:22.774	174.9
9	3:24.465	130.311	53.094	1:11.548	1:19.823	192.4
10	3:24.153	130.510	53.090	1:11.174	1:19.889	191.3
<i>Ideal</i>	<i>3:24.087</i>	<i>130.552</i>	<i>53.090</i>	<i>1:11.174</i>	<i>1:19.823</i>	<i>192.4</i>

Qualifying Classification

Position

7 **61 Phillip CROWE**

SBK Behind **8.451**

Best Time **3:25.859** Best Speed **129.428** On **10** Gp

Lap	Lap Time	Lap Speed	Sector 1	Sector 2	Sector 3	Speed Trap
1	5:40.437	76.944		1:24.317	1:36.883	118.1
2	6:02.097	73.582		1:12.816	1:24.052	169.2
3	3:26.811	128.832	54.240	1:11.845	1:20.726	185.0
4	3:27.175	128.606	54.148	1:12.064	1:20.963	185.0
5	3:27.338	128.505	54.567	1:11.548	1:21.223	183.0
6	3:34.354	124.299	54.592	1:13.613	1:26.149	183.0
7	11:15.781	39.427		1:13.709	1:21.006	159.6
8	3:25.996	129.342	54.215	1:11.335	1:20.446	184.0
9	3:27.996	128.098	54.230	1:12.018	1:21.748	183.5
10	3:25.859	129.428	54.184	1:11.253	1:20.422	183.5
<i>Ideal</i>	<i>3:25.823</i>	<i>129.451</i>	<i>54.148</i>	<i>1:11.253</i>	<i>1:20.422</i>	<i>185.0</i>

8 **36 Jamie COWARD**

SBK Behind **8.803**

Best Time **3:26.211** Best Speed **129.207** On **4** Gp

Lap	Lap Time	Lap Speed	Sector 1	Sector 2	Sector 3	Speed Trap
1	4:39.461	93.733		1:13.851	1:22.589	166.2
2	3:32.290	125.507	54.825	1:13.391	1:24.074	195.2
3	3:32.711	125.259	54.288	1:12.520	1:25.903	189.7
4	3:26.211	129.207	54.038	1:11.836	1:20.337	191.8
5	3:30.603	126.513	53.949	1:11.446	1:25.208	190.7
<i>Ideal</i>	<i>3:25.732</i>	<i>129.508</i>	<i>53.949</i>	<i>1:11.446</i>	<i>1:20.337</i>	<i>195.2</i>

9 **6 Michael DUNLOP**

SBK Behind **8.825**

Best Time **3:26.233** Best Speed **129.193** On **9** Gp

Lap	Lap Time	Lap Speed	Sector 1	Sector 2	Sector 3	Speed Trap
1	6:07.399	71.298		1:17.875	1:35.120	173.1
2	3:30.478	126.588	54.392	1:12.457	1:23.629	191.3
3	3:26.364	129.111	53.863	1:11.306	1:21.195	193.5
4	3:34.477	124.228	55.239	1:13.672	1:25.566	192.9
5	13:06.072	33.895		1:14.104	1:27.141	177.2
6	3:39.909	121.159	54.116	1:11.473	1:34.320	191.3
7	7:19.275	60.654		1:15.987	1:30.657	152.7
8	3:28.435	127.829	53.781	1:11.717	1:22.937	191.8
9	3:26.233	129.193	53.552	1:11.316	1:21.365	190.7
<i>Ideal</i>	<i>3:26.053</i>	<i>129.306</i>	<i>53.552</i>	<i>1:11.306</i>	<i>1:21.195</i>	<i>193.5</i>





Qualifying Classification

Position

10 111 Brian McCORMACK

SBK Behind 9.933

Best Time 3:27.341 Best Speed 128.503 On 7 Gp

Lap	Lap Time	Lap Speed	Sector 1	Sector 2	Sector 3	Speed Trap
1	4:11.027	104.350		1:13.165	1:22.291	162.6
2	3:28.890	127.550	54.879	1:12.324	1:21.687	183.5
3	3:30.066	126.836	55.276	1:12.862	1:21.928	181.0
4	3:27.930	128.139	54.866	1:12.015	1:21.049	180.5
5	3:42.257	119.879	56.383	1:16.590	1:29.284	180.5
6	18:10.871	24.424		1:15.590	1:24.057	163.0
7	3:27.341	128.503	54.697	1:11.586	1:21.058	183.0
8	3:29.450	127.209	54.845	1:12.840	1:21.765	183.0
9	3:52.368	114.663	58.971	1:18.592	1:34.805	180.0
<i>Ideal</i>	3:27.332	128.509	54.697	1:11.586	1:21.049	183.5

11 62 Sam WEST

SBK Behind 10.093

Best Time 3:27.501 Best Speed 128.404 On 12 Gp

Lap	Lap Time	Lap Speed	Sector 1	Sector 2	Sector 3	Speed Trap
1	4:17.403	101.765		1:15.149	1:24.262	170.9
2	3:30.921	126.322	54.833	1:13.007	1:23.081	189.7
3	3:29.403	127.238	54.375	1:12.221	1:22.807	190.2
4	3:28.964	127.505	54.261	1:12.298	1:22.405	192.4
5	3:40.916	120.607	55.510	1:14.388	1:31.018	188.6
6	8:40.125	51.226		1:14.113	1:24.167	169.6
7	3:29.991	126.881	54.463	1:12.714	1:22.814	191.3
8	3:30.018	126.865	54.501	1:12.507	1:23.010	190.7
9	3:29.089	127.429	54.336	1:12.181	1:22.572	189.7
10	3:28.383	127.861	54.060	1:12.349	1:21.974	189.7
11	3:28.389	127.857	54.165	1:11.999	1:22.225	189.1
12	3:27.501	128.404	54.219	1:11.674	1:21.608	189.1
<i>Ideal</i>	3:27.342	128.502	54.060	1:11.674	1:21.608	192.4

Qualifying Classification

Position

12 31 Shaun ANDERSON

SBK Behind 10.883

Best Time 3:28.291 Best Speed 127.917 On 11 Gp

Lap	Lap Time	Lap Speed	Sector 1	Sector 2	Sector 3	Speed Trap
1	5:36.153	77.925		1:22.007	1:26.295	85.4
2	3:35.318	123.742	58.323	1:12.970	1:24.025	180.5
3	3:32.197	125.562	55.597	1:12.758	1:23.842	185.0
4	3:36.735	122.933	55.796	1:14.416	1:26.523	183.0
5	10:07.508	43.858		1:12.988	1:26.162	164.2
6	3:29.984	126.886	55.318	1:12.283	1:22.383	183.0
7	3:30.368	126.654	55.448	1:12.322	1:22.598	181.5
8	3:30.079	126.828	56.278	1:11.999	1:21.802	172.2
9	3:34.014	124.496	56.097	1:11.918	1:25.999	183.0
10	4:45.834	93.215		1:13.011	1:22.137	166.7
11	3:28.291	127.917	54.817	1:11.648	1:21.826	183.5
<i>Ideal</i>	3:28.267	127.932	54.817	1:11.648	1:21.802	185.0

13 11 Dominic HERBERTSON

SBK Behind 11.623

Best Time 3:29.031 Best Speed 127.464 On 5 Gp

Lap	Lap Time	Lap Speed	Sector 1	Sector 2	Sector 3	Speed Trap
1	4:27.618	97.881		1:16.547	1:24.310	165.8
2	3:30.901	126.334	55.474	1:13.313	1:22.114	186.0
3	3:30.291	126.700	54.575	1:12.998	1:22.718	189.1
4	3:30.955	126.302	55.011	1:12.793	1:23.151	176.7
5	3:29.031	127.464	54.152	1:12.920	1:21.959	189.1
6	3:39.333	121.477	54.422	1:12.881	1:32.030	187.0
7	12:21.163	35.949		1:13.320	1:22.490	170.9
8	3:29.465	127.200	54.360	1:12.284	1:22.821	188.6
9	3:29.407	127.235	54.502	1:12.999	1:21.906	188.1
10	3:29.256	127.327	54.484	1:13.148	1:21.624	188.1
11	3:43.447	119.241	54.860	1:12.647	1:35.940	182.5
<i>Ideal</i>	3:28.060	128.059	54.152	1:12.284	1:21.624	189.1

Qualifying Classification

Position

14 27 David JACKSON

SBK Behind 12.198

Best Time 3:29.606 Best Speed 127.114 On 5 Gp

Lap	Lap Time	Lap Speed	Sector 1	Sector 2	Sector 3	Speed Trap
1	4:28.115	97.699		1:13.810	1:23.348	165.8
2	3:31.084	126.224	55.741	1:13.072	1:22.271	189.7
3	3:29.911	126.930	54.797	1:12.580	1:22.534	185.0
4	3:30.357	126.661	54.993	1:13.182	1:22.182	188.6
5	3:29.606	127.114	54.966	1:12.862	1:21.778	184.0
6	3:31.129	126.198	54.838	1:12.522	1:23.769	185.5
7	7:58.085	55.731		1:12.621	1:21.997	169.2
8	3:30.250	126.725	55.264	1:12.321	1:22.665	184.0
9	3:29.700	127.058	54.998	1:12.879	1:21.823	183.0
10	3:30.359	126.659	55.341	1:12.720	1:22.298	182.0
11	3:29.655	127.085	55.369	1:12.704	1:21.582	181.0
12	3:30.937	126.312	55.174	1:13.806	1:21.957	181.0
<i>Ideal</i>	3:28.700	127.666	54.797	1:12.321	1:21.582	189.7

Qualifying Classification

Position

17 19 Mike BOOTH

SBK Behind 13.774

Best Time 3:31.182 Best Speed 126.166 On 11 Gp

Lap	Lap Time	Lap Speed	Sector 1	Sector 2	Sector 3	Speed Trap
1	5:07.457	85.198		1:17.435	1:27.594	166.7
2	3:33.135	125.010	55.475	1:13.313	1:24.347	180.5
3	3:38.328	122.036	56.590	1:17.764	1:23.974	182.0
4	3:32.870	125.165	55.559	1:13.863	1:23.448	180.5
5	3:33.645	124.711	55.678	1:14.234	1:23.733	179.1
6	3:32.863	125.170	55.997	1:13.862	1:23.004	178.6
7	3:32.522	125.370	55.428	1:13.584	1:23.510	179.5
8	3:40.824	120.657	55.710	1:14.821	1:30.293	181.5
9	7:01.108	63.271		1:13.729	1:24.459	167.1
10	3:34.333	124.311	55.554	1:14.481	1:24.298	181.0
11	3:31.182	126.166	55.536	1:12.816	1:22.830	180.0
12	3:35.920	123.397	55.491	1:12.875	1:27.554	180.5
<i>Ideal</i>	3:31.074	126.230	55.428	1:12.816	1:22.830	182.0

15 65 Michael SWEENEY

SBK Behind 12.388

Best Time 3:29.796 Best Speed 126.999 On 3 Gp

Lap	Lap Time	Lap Speed	Sector 1	Sector 2	Sector 3	Speed Trap
1	4:28.663	97.500		1:14.269	1:23.070	161.9
2	3:30.156	126.782	55.700	1:12.304	1:22.152	189.1
3	3:29.796	126.999	54.424	1:13.038	1:22.334	188.1
4	3:29.798	126.998	54.779	1:12.886	1:22.133	185.5
5	3:40.336	120.924	55.056	1:13.687	1:31.593	183.0
6	14:37.584	30.361	12:00.825	1:13.039	1:23.720	166.7
7	3:29.981	126.887	55.089	1:12.970	1:21.922	184.0
8	3:30.732	126.435	55.523	1:12.942	1:22.267	183.5
9	3:52.403	114.646	1:00.925	1:16.925	1:34.553	182.5
<i>Ideal</i>	3:28.650	127.697	54.424	1:12.304	1:21.922	189.1

18 88 Josh DALEY

SBK Behind 14.476

Best Time 3:31.884 Best Speed 125.748 On 10 Gp

Lap	Lap Time	Lap Speed	Sector 1	Sector 2	Sector 3	Speed Trap
1	4:50.804	90.077		1:17.320	1:25.367	167.5
2	3:32.672	125.282	55.318	1:13.726	1:23.628	191.8
3	3:33.209	124.966	54.715	1:14.631	1:23.863	187.6
4	3:40.638	120.759	55.193	1:14.652	1:30.793	186.0
5	6:02.897	73.420		1:15.394	1:24.531	169.2
6	3:33.901	124.562	55.167	1:14.800	1:23.934	186.0
7	3:35.162	123.832	55.796	1:15.260	1:24.106	183.5
8	3:43.139	119.405	56.023	1:16.798	1:30.318	185.0
9	8:15.114	53.814		1:15.315	1:24.797	170.0
10	3:31.884	125.748	54.850	1:14.210	1:22.824	189.1
11	3:34.043	124.479	54.894	1:14.631	1:24.518	187.0
<i>Ideal</i>	3:31.265	126.116	54.715	1:13.726	1:22.824	191.8

16 14 Ryan KNEEN

SBK Behind 13.249

Best Time 3:30.657 Best Speed 126.480 On 3 Gp

Lap	Lap Time	Lap Speed	Sector 1	Sector 2	Sector 3	Speed Trap
1	4:50.279	90.240		1:17.140	1:24.821	166.2
2	3:30.737	126.432	55.461	1:13.079	1:22.197	187.0
3	3:30.657	126.480	54.933	1:12.995	1:22.729	184.0
4	3:31.764	125.819	55.472	1:12.996	1:23.296	185.5
5	3:33.645	124.711	55.290	1:13.425	1:24.930	185.5
<i>Ideal</i>	3:30.125	126.801	54.933	1:12.995	1:22.197	187.0

Qualifying Classification

Position

19 182 Xavier DENIS

SBK Behind 14.585

Best Time 3:31.993 Best Speed 125.683 On 4 Gp

Lap	Lap Time	Lap Speed	Sector 1	Sector 2	Sector 3	Speed Trap
1	4:38.961	93.901		1:15.817	1:24.812	169.6
2	3:32.979	125.101	55.011	1:13.529	1:24.439	194.0
3	3:33.028	125.073	55.236	1:13.542	1:24.250	189.1
4	3:31.993	125.683	55.433	1:13.225	1:23.335	189.7
5	3:34.471	124.231	55.473	1:14.387	1:24.611	190.7
6	3:42.070	119.980	56.644	1:15.802	1:29.624	186.0
7	10:02.417	44.228		1:22.599	1:31.748	171.3
8	3:33.320	124.901	55.621	1:13.935	1:23.764	188.6
9	3:33.734	124.659	55.454	1:14.131	1:24.149	187.0
10	3:43.115	119.418	55.310	1:14.071	1:33.734	190.7
<i>Ideal</i>	<i>3:31.571</i>	<i>125.934</i>	<i>55.011</i>	<i>1:13.225</i>	<i>1:23.335</i>	<i>194.0</i>

20 18 Forest DUNN

SBK Behind 16.007

Best Time 3:33.415 Best Speed 124.846 On 10 Gp

Lap	Lap Time	Lap Speed	Sector 1	Sector 2	Sector 3	Speed Trap
1	5:09.379	84.669		1:19.787	1:27.966	166.2
2	3:37.291	122.619	56.857	1:15.301	1:25.133	176.3
3	3:38.816	121.764	56.953	1:14.860	1:27.003	183.5
4	5:36.713	79.130		1:15.574	1:24.481	163.4
5	3:36.338	123.159	56.935	1:14.868	1:24.535	178.6
6	3:36.378	123.136	57.324	1:14.628	1:24.426	176.7
7	3:34.448	124.244	55.924	1:14.521	1:24.003	183.5
8	3:39.892	121.168	56.571	1:17.011	1:26.310	185.0
9	6:34.123	67.603		1:15.876	1:24.362	159.9
10	3:33.415	124.846	56.031	1:14.013	1:23.371	180.0
11	3:40.183	121.008	56.607	1:15.572	1:28.004	179.5
<i>Ideal</i>	<i>3:33.308</i>	<i>124.908</i>	<i>55.924</i>	<i>1:14.013</i>	<i>1:23.371</i>	<i>185.0</i>

Qualifying Classification

Position

21 77 Tom WEEDEN

SBK Behind 17.655

Best Time 3:35.063 Best Speed 123.889 On 9 Gp

Lap	Lap Time	Lap Speed	Sector 1	Sector 2	Sector 3	Speed Trap
1	4:58.811	87.663		1:20.128	1:29.068	157.7
2	3:39.128	121.591	56.870	1:15.603	1:26.655	169.6
3	3:49.729	115.980	58.753	1:19.520	1:31.456	172.2
4	7:06.650	62.449		1:15.933	1:26.008	161.1
5	3:35.225	123.796	55.852	1:15.049	1:24.324	178.1
6	3:36.082	123.305	56.093	1:14.996	1:24.993	178.1
7	4:13.775	104.990	55.711	1:52.031	1:26.033	180.5
8	3:37.070	122.744	56.243	1:15.632	1:25.195	175.8
9	3:35.063	123.889	55.877	1:14.958	1:24.228	177.7
10	3:45.887	117.953	55.872	1:14.908	1:35.107	176.7
<i>Ideal</i>	<i>3:34.847</i>	<i>124.014</i>	<i>55.711</i>	<i>1:14.908</i>	<i>1:24.228</i>	<i>180.5</i>

22 72 Gareth KEYS

SBK Behind 17.698

Best Time 3:35.106 Best Speed 123.864 On 4 Gp

Lap	Lap Time	Lap Speed	Sector 1	Sector 2	Sector 3	Speed Trap
1	4:32.156	96.249		1:19.023	1:28.615	156.2
2	3:39.516	121.376	57.095	1:16.263	1:26.158	182.5
3	3:36.484	123.076	56.522	1:15.017	1:24.945	183.5
4	3:35.106	123.864	56.053	1:15.025	1:24.028	182.5
5	4:09.584	106.753	56.947	1:16.330	1:56.307	178.1
<i>Ideal</i>	<i>3:35.098</i>	<i>123.869</i>	<i>56.053</i>	<i>1:15.017</i>	<i>1:24.028</i>	<i>183.5</i>

23 25 Darren COOPER

SBK Behind 17.757

Best Time 3:35.165 Best Speed 123.830 On 6 Gp

Lap	Lap Time	Lap Speed	Sector 1	Sector 2	Sector 3	Speed Trap
1	4:54.986	88.800		1:18.846	1:25.898	170.0
2	3:36.380	123.135	55.879	1:15.745	1:24.756	187.6
3	3:36.128	123.279	56.131	1:14.903	1:25.094	185.5
4	3:42.685	119.649	55.954	1:15.788	1:30.943	185.5
5	16:13.990	27.355		1:16.020	1:27.306	171.3
6	3:35.165	123.830	55.791	1:14.908	1:24.466	185.5
7	3:36.105	123.292	55.406	1:14.760	1:25.939	185.0
8	4:09.946	106.599	57.872	1:26.694	1:45.380	183.5
<i>Ideal</i>	<i>3:34.632</i>	<i>124.138</i>	<i>55.406</i>	<i>1:14.760</i>	<i>1:24.466</i>	<i>187.6</i>



Qualifying Classification

Position

24 71 Davy MORGAN

SBK Behind 18.089

Best Time 3:35.497 Best Speed 123.640 On 5 Gp

Lap	Lap Time	Lap Speed	Sector 1	Sector 2	Sector 3	Speed Trap
1	5:16.958	82.644		1:20.804	1:28.677	150.0
2	3:42.676	119.653	58.483	1:18.009	1:26.184	175.3
3	3:37.411	122.551	56.050	1:15.293	1:26.068	183.0
4	3:36.857	122.864	56.053	1:14.946	1:25.858	181.0
5	3:35.497	123.640	55.995	1:15.613	1:23.889	183.0
6	3:36.475	123.081	56.236	1:15.842	1:24.397	183.5
7	3:41.880	120.083	55.898	1:15.874	1:30.108	181.5
<i>Ideal</i>	3:34.733	124.079	55.898	1:14.946	1:23.889	183.5

Qualifying Classification

Position

27 74 Laurent HOFFMANN

SBK Behind 19.816

Best Time 3:37.224 Best Speed 122.657 On 6 Gp

Lap	Lap Time	Lap Speed	Sector 1	Sector 2	Sector 3	Speed Trap
1	5:14.125	83.389		1:21.082	1:29.761	138.5
2	3:39.111	121.600	57.647	1:16.212	1:25.252	186.0
3	3:37.516	122.492	56.084	1:16.217	1:25.215	185.0
4	3:45.302	118.259	56.886	1:17.691	1:30.725	186.0
5	16:03.319	27.659		1:17.937	1:27.153	157.7
6	3:37.224	122.657	56.099	1:16.194	1:24.931	183.5
7	3:41.313	120.390	56.123	1:17.005	1:28.185	182.5
<i>Ideal</i>	3:37.209	122.665	56.084	1:16.194	1:24.931	186.0

25 16 Mark PARRETT

SBK Behind 19.489

Best Time 3:36.897 Best Speed 122.842 On 6 Gp

Lap	Lap Time	Lap Speed	Sector 1	Sector 2	Sector 3	Speed Trap
1	5:13.895	83.450		1:20.541	1:33.404	135.5
2	3:40.570	120.796	59.505	1:16.533	1:24.532	182.0
3	3:37.504	122.499	56.428	1:16.973	1:24.103	187.6
4	3:39.816	121.210	56.265	1:16.530	1:27.021	185.0
5	3:37.079	122.739	56.548	1:16.869	1:23.662	183.0
6	3:36.897	122.842	56.611	1:15.828	1:24.458	182.5
7	3:40.354	120.914	56.440	1:15.326	1:28.588	178.6
<i>Ideal</i>	3:35.253	123.780	56.265	1:15.326	1:23.662	187.6

28 58 David McCONNAGHY

SBK Behind 20.353

Best Time 3:37.761 Best Speed 122.354 On 4 Gp

Lap	Lap Time	Lap Speed	Sector 1	Sector 2	Sector 3	Speed Trap
1	5:37.632	77.584		1:20.655	1:28.939	133.1
2	3:45.624	118.090	1:00.127	1:17.631	1:27.866	180.5
3	3:38.622	121.872	56.929	1:15.671	1:26.022	180.5
4	3:37.761	122.354	56.655	1:15.804	1:25.302	181.0
5	3:58.966	111.497	58.708	1:21.290	1:38.968	174.9
<i>Ideal</i>	3:37.628	122.429	56.655	1:15.671	1:25.302	181.0

26 37 Kris DUNCAN

SBK Behind 19.497

Best Time 3:36.905 Best Speed 122.837 On 3 Gp

Lap	Lap Time	Lap Speed	Sector 1	Sector 2	Sector 3	Speed Trap
1	4:27.160	98.049		1:18.311	1:27.899	153.0
2	3:40.242	120.976	57.841	1:16.384	1:26.017	182.0
3	3:36.905	122.837	56.225	1:14.786	1:25.894	186.0
4	3:38.567	121.903	56.694	1:15.492	1:26.381	181.0
5	3:53.584	114.066	58.104	1:18.165	1:37.315	181.0
<i>Ideal</i>	3:36.905	122.837	56.225	1:14.786	1:25.894	186.0

29 48 Barry FURBER

SBK Behind 21.043

Best Time 3:38.451 Best Speed 121.968 On 6 Gp

Lap	Lap Time	Lap Speed	Sector 1	Sector 2	Sector 3	Speed Trap
1	5:03.642	86.268		1:20.283	1:28.792	146.4
2	3:40.513	120.827	57.234	1:16.838	1:26.441	181.0
3	3:41.971	120.034	57.193	1:16.971	1:27.807	182.0
4	3:45.935	117.928	57.418	1:18.416	1:30.101	181.5
5	3:41.837	120.106	56.925	1:17.750	1:27.162	174.0
6	3:38.451	121.968	56.585	1:15.910	1:25.956	180.0
7	3:42.577	119.707	57.879	1:16.091	1:28.607	180.5
8	8:03.004	55.163		1:17.500	1:27.100	166.2
9	3:39.384	121.449	57.303	1:16.290	1:25.791	178.6
10	3:42.826	119.573	57.056	1:16.887	1:28.883	178.6
<i>Ideal</i>	3:38.286	122.060	56.585	1:15.910	1:25.791	182.0



Qualifying Classification

Position

30 63 James CHAWKE

SBK Behind 21.268

Best Time 3:38.676 Best Speed 121.842 On 6 Gp

Lap	Lap Time	Lap Speed	Sector 1	Sector 2	Sector 3	Speed Trap
1	4:58.651	87.710		1:21.065	1:29.654	147.3
2	3:40.299	120.945	57.509	1:17.008	1:25.782	179.5
3	3:45.102	118.364	58.019	1:19.366	1:27.717	185.5
4	3:45.451	118.181	58.536	1:18.794	1:28.121	178.1
5	3:38.983	121.671	56.495	1:16.763	1:25.725	184.5
6	3:38.676	121.842	56.625	1:16.780	1:25.271	183.0
7	3:42.253	119.881	56.139	1:15.866	1:30.248	185.5
<i>Ideal</i>	<i>3:37.276</i>	<i>122.627</i>	<i>56.139</i>	<i>1:15.866</i>	<i>1:25.271</i>	<i>185.5</i>

31 57 Kamil HOLAN

SBK Behind 22.990

Best Time 3:40.398 Best Speed 120.890 On 3 Gp

Lap	Lap Time	Lap Speed	Sector 1	Sector 2	Sector 3	Speed Trap
1	5:09.165	84.727		1:18.775	1:30.174	147.7
2	3:40.661	120.746	57.736	1:16.820	1:26.105	172.6
3	3:40.398	120.890	57.014	1:17.131	1:26.253	177.7
4	3:45.086	118.372	56.918	1:17.496	1:30.672	176.7
<i>Ideal</i>	<i>3:39.843</i>	<i>121.195</i>	<i>56.918</i>	<i>1:16.820</i>	<i>1:26.105</i>	<i>177.7</i>

32 69 Richard CHARLTON

SBK Behind 23.417

Best Time 3:40.825 Best Speed 120.656 On 2 Gp

Lap	Lap Time	Lap Speed	Sector 1	Sector 2	Sector 3	Speed Trap
1	4:56.748	88.272		1:20.484	1:27.496	150.0
2	3:40.825	120.656	57.020	1:17.058	1:26.747	185.5
3	3:46.306	117.734	58.824	1:19.437	1:28.045	174.0
4	3:48.735	116.484	59.136	1:18.697	1:30.902	174.0
5	21:15.879	20.883		1:17.209	1:27.444	162.6
<i>Ideal</i>	<i>3:40.825</i>	<i>120.656</i>	<i>57.020</i>	<i>1:17.058</i>	<i>1:26.747</i>	<i>185.5</i>

Qualifying Classification

Position

33 46 George SPENCE

SBK Behind 23.952

Best Time 3:41.360 Best Speed 120.365 On 6 Gp

Lap	Lap Time	Lap Speed	Sector 1	Sector 2	Sector 3	Speed Trap
1	5:16.584	82.742		1:22.705	1:31.654	126.8
2	3:45.825	117.985	58.538	1:19.204	1:28.083	184.0
3	3:45.292	118.264	57.255	1:19.882	1:28.155	183.0
4	3:41.902	120.071	57.198	1:17.574	1:27.130	181.5
5	3:41.987	120.025	57.366	1:17.338	1:27.283	180.0
6	3:41.360	120.365	57.449	1:17.335	1:26.576	181.5
7	3:44.700	118.576	57.543	1:18.376	1:28.781	177.7
8	3:48.374	116.668	58.717	1:18.533	1:31.124	178.1
9	7:22.848	60.165		1:18.519	1:27.231	162.2
10	3:42.260	119.877	57.477	1:17.252	1:27.531	178.1
11	3:53.691	114.014	59.612	1:19.784	1:34.295	175.3
<i>Ideal</i>	<i>3:41.026</i>	<i>120.547</i>	<i>57.198</i>	<i>1:17.252</i>	<i>1:26.576</i>	<i>184.0</i>

34 49 Raul TORRAS

SBK Behind 24.534

Best Time 3:41.942 Best Speed 120.049 On 6 Gp

Lap	Lap Time	Lap Speed	Sector 1	Sector 2	Sector 3	Speed Trap
1	5:08.967	84.781		1:21.502	1:30.210	150.0
2	3:44.095	118.896	57.754	1:18.672	1:27.669	181.0
3	3:43.912	118.993	57.474	1:18.167	1:28.271	179.1
4	3:47.414	117.161	58.369	1:18.579	1:30.466	177.2
5	3:45.972	117.908	1:00.227	1:18.750	1:26.995	171.8
6	3:41.942	120.049	57.680	1:17.540	1:26.722	176.3
7	3:46.611	117.576	57.605	1:18.292	1:30.714	176.7
8	6:38.908	66.792		1:19.091	1:28.124	165.0
9	3:47.519	117.107	57.780	1:17.592	1:32.147	177.2
<i>Ideal</i>	<i>3:41.736</i>	<i>120.161</i>	<i>57.474</i>	<i>1:17.540</i>	<i>1:26.722</i>	<i>181.0</i>

Qualifying Classification

Position

35 **64 Stephen McKNIGHT**

SBK Behind **24.629**

Best Time **3:42.037** Best Speed **119.998** On **8** Gp

Lap	Lap Time	Lap Speed	Sector 1	Sector 2	Sector 3	Speed Trap
1	5:42.979	76.374		1:22.805	1:31.033	150.3
2	3:44.951	118.443	58.561	1:18.161	1:28.229	175.8
3	3:43.113	119.419	58.179	1:17.327	1:27.607	177.7
4	3:45.617	118.094	58.143	1:17.598	1:29.876	174.4
5	16:48.219	26.427		1:18.888	1:31.388	157.7
6	3:44.014	118.939	58.554	1:17.463	1:27.997	171.3
7	3:45.079	118.376	57.591	1:17.950	1:29.538	178.6
8	3:42.037	119.998	58.362	1:16.586	1:27.089	175.8
9	3:58.836	111.558	1:01.599	1:21.113	1:36.124	148.6
<i>Ideal</i>	<i>3:41.266</i>	<i>120.416</i>	<i>57.591</i>	<i>1:16.586</i>	<i>1:27.089</i>	<i>178.6</i>

36 **28 Paul GARTLAND**

SBK Behind **25.749**

Best Time **3:43.157** Best Speed **119.396** On **10** Gp

Lap	Lap Time	Lap Speed	Sector 1	Sector 2	Sector 3	Speed Trap
1	5:15.391	83.055		1:22.861	1:31.207	125.4
2	4:23.987	100.929	59.271	1:19.218	2:05.498	167.5
3	3:49.256	116.219	59.331	1:19.990	1:29.935	163.8
4	3:48.434	116.637	59.382	1:19.775	1:29.277	170.0
5	3:47.033	117.357	59.000	1:19.366	1:28.667	167.5
6	3:45.599	118.103	59.007	1:18.703	1:27.889	171.8
7	3:44.654	118.600	58.443	1:18.350	1:27.861	168.3
8	3:50.499	115.593	59.341	1:18.250	1:32.908	167.1
9	10:48.303	41.098		1:19.289	1:28.380	153.7
10	3:43.157	119.396	58.481	1:17.555	1:27.121	170.9
<i>Ideal</i>	<i>3:43.119</i>	<i>119.416</i>	<i>58.443</i>	<i>1:17.555</i>	<i>1:27.121</i>	<i>171.8</i>

37 **5 Marty LENNON**

SBK Behind **27.101**

Best Time **3:44.509** Best Speed **118.677** On **5** Gp

Lap	Lap Time	Lap Speed	Sector 1	Sector 2	Sector 3	Speed Trap
1	5:18.365	82.279		1:22.559	1:29.471	139.7
2	3:45.409	118.203	58.889	1:17.793	1:28.727	172.2
3	3:49.837	115.925	58.801	1:18.616	1:32.420	169.2
4	12:04.320	36.785	9:15.799	1:19.370	1:29.151	161.5
5	3:44.509	118.677	58.507	1:17.631	1:28.371	165.0
6	3:52.765	114.467	1:00.578	1:19.905	1:32.282	154.1
<i>Ideal</i>	<i>3:44.509</i>	<i>118.677</i>	<i>58.507</i>	<i>1:17.631</i>	<i>1:28.371</i>	<i>172.2</i>

Qualifying Classification

Position

38 **29 Paul CRANSTON**

SBK Behind **27.243**

Best Time **3:44.651** Best Speed **118.602** On **5** Gp

Lap	Lap Time	Lap Speed	Sector 1	Sector 2	Sector 3	Speed Trap
1	6:53.542	63.342		1:21.058	1:29.274	146.1
2	3:45.640	118.082	59.470	1:18.634	1:27.536	167.5
3	3:44.887	118.477	59.329	1:17.778	1:27.780	167.5
4	3:45.647	118.078	1:00.030	1:17.952	1:27.665	159.9
5	3:44.651	118.602	59.612	1:17.555	1:27.484	164.2
6	3:51.082	115.301	1:00.064	1:18.035	1:32.983	165.8
<i>Ideal</i>	<i>3:44.368</i>	<i>118.751</i>	<i>59.329</i>	<i>1:17.555</i>	<i>1:27.484</i>	<i>167.5</i>

39 **56 Donald MacFADYEN**

SBK Behind **27.368**

Best Time **3:44.776** Best Speed **118.536** On **7** Gp

Lap	Lap Time	Lap Speed	Sector 1	Sector 2	Sector 3	Speed Trap
1	4:50.604	90.139		1:21.471	1:30.570	156.9
2	3:46.504	117.631	58.947	1:19.319	1:28.238	177.2
3	3:46.383	117.694	58.967	1:19.529	1:27.887	174.4
4	3:45.759	118.019	58.834	1:18.944	1:27.981	179.1
5	3:52.626	114.536	57.968	1:19.277	1:35.381	172.6
6	11:01.892	40.254		1:18.735	1:28.809	155.1
7	3:44.776	118.536	58.233	1:18.855	1:27.688	181.0
8	3:46.112	117.835	58.995	1:18.679	1:28.438	180.5
9	3:57.296	112.282	1:00.708	1:20.943	1:35.645	165.0
<i>Ideal</i>	<i>3:44.335</i>	<i>118.769</i>	<i>57.968</i>	<i>1:18.679</i>	<i>1:27.688</i>	<i>181.0</i>

40 **00 Patricia FERNANDEZ**

SBK Behind **29.044**

Best Time **3:46.452** Best Speed **117.658** On **5** Gp

Lap	Lap Time	Lap Speed	Sector 1	Sector 2	Sector 3	Speed Trap
1	5:12.999	83.689		1:19.717	1:30.864	160.7
2	3:46.514	117.626	59.130	1:18.556	1:28.828	173.1
3	3:58.876	111.539	58.836	1:20.845	1:39.195	165.0
4	17:09.578	25.879		1:18.483	1:28.323	164.2
5	3:46.452	117.658	58.210	1:18.576	1:29.666	177.7
6	4:04.076	109.163	1:00.010	1:19.764	1:44.302	168.3
7	5:07.390	86.678		1:19.436	1:29.206	164.2
8	3:50.010	115.838	58.978	1:19.913	1:31.119	170.5
<i>Ideal</i>	<i>3:45.016</i>	<i>118.409</i>	<i>58.210</i>	<i>1:18.483</i>	<i>1:28.323</i>	<i>177.7</i>

Non Qualifiers

Position

Non Qualifiers

Position

9 Davey TODD

SBK Behind **12.033**

Best Time **3:29.441** Best Speed **127.215** On **2** Gp

Lap	Lap Time	Lap Speed	Sector 1	Sector 2	Sector 3	Speed Trap
1	4:17.577	101.697		1:12.410	1:20.718	170.9
2	3:29.441	127.215	53.013	1:10.586	1:25.842	196.3
<i>Ideal</i>	<i>3:24.317</i>	<i>130.405</i>	<i>53.013</i>	<i>1:10.586</i>	<i>1:20.718</i>	<i>196.3</i>

33 Andy SELLARS

SBK Behind **1:55.030**

Best Time **5:12.438** Best Speed **85.278** On **1** Gp

Lap	Lap Time	Lap Speed	Sector 1	Sector 2	Sector 3	Speed Trap
1	5:12.438	83.840		1:24.465	1:33.769	154.4
<i>Ideal</i>	<i>0.000</i>	<i>0.000</i>		<i>1:24.465</i>	<i>1:33.769</i>	<i>154.4</i>

fonaCAB ULSTER GRAND PRIX

SUPERBIKE

Second Qualifying

SECTOR ANALYSIS

Perfect Lap (sum of best sectors) = 3:17.408



SECTOR 1 FINISH - TULLYRUSK			SECTOR 2 TULLYRUSK - JORDAN'S		SECTOR 3 JORDAN'S - FINISH		IDEAL / BEST COMPARISON								
Pos	No	Name	Time	No	Name	No	Name	Time	Pos	No	Name	Ideal Time	Best Tim	Diff	
1	60	Peter HICKMAN	52.058	60	Peter HICKMAN	1:08.406	60	Peter HICKMAN	1:16.944	1	60	Peter HICKMAN	3:17.408	3:17.408	0.000
2	2	Dean HARRISON	52.124	2	Dean HARRISON	1:08.703	2	Dean HARRISON	1:18.016	2	2	Dean HARRISON	3:18.843	3:19.899	1.056
3	13	Lee JOHNSTON	52.415	1	Conor CUMMINS	1:09.769	13	Lee JOHNSTON	1:19.158	3	1	Conor CUMMINS	3:21.546	3:21.878	0.332
4	1	Conor CUMMINS	52.511	13	Lee JOHNSTON	1:10.249	1	Conor CUMMINS	1:19.266	4	13	Lee JOHNSTON	3:21.822	3:22.009	0.187
5	9	Davey TODD	53.013	82	Derek SHEILS	1:10.343	82	Derek SHEILS	1:19.623	5	82	Derek SHEILS	3:23.478	3:23.972	0.494
6	10	David JOHNSON	53.090	9	Davey TODD	1:10.586	10	David JOHNSON	1:19.823	6	10	David JOHNSON	3:24.087	3:24.153	0.066
7	82	Derek SHEILS	53.512	10	David JOHNSON	1:11.174	36	Jamie COWARD	1:20.337	7	61	Phillip CROWE	3:25.823	3:25.859	0.036
8	6	Michael DUNLOP	53.552	61	Phillip CROWE	1:11.253	61	Phillip CROWE	1:20.422	8	36	Jamie COWARD	3:25.732	3:26.211	0.479
9	36	Jamie COWARD	53.949	6	Michael DUNLOP	1:11.306	9	Davey TODD	1:20.718	9	6	Michael DUNLOP	3:26.053	3:26.233	0.180
10	62	Sam WEST	54.060	36	Jamie COWARD	1:11.446	111	Brian McCORMACK	1:21.049	10	111	Brian McCORMACK	3:27.332	3:27.341	0.009
11	61	Phillip CROWE	54.148	111	Brian McCORMACK	1:11.586	6	Michael DUNLOP	1:21.195	11	62	Sam WEST	3:27.342	3:27.501	0.159
12	11	Dominic HERBERTSON	54.152	31	Shaun ANDERSON	1:11.648	27	David JACKSON	1:21.582	12	31	Shaun ANDERSON	3:28.267	3:28.291	0.024
13	65	Michael SWEENEY	54.424	62	Sam WEST	1:11.674	62	Sam WEST	1:21.608	13	11	Dominic HERBERTSON	3:28.060	3:29.031	0.971
14	111	Brian McCORMACK	54.697	11	Dominic HERBERTSON	1:12.284	11	Dominic HERBERTSON	1:21.624	14	9	Davey TODD	3:24.317	3:29.441	5.124
15	88	Josh DALEY	54.715	65	Michael SWEENEY	1:12.304	31	Shaun ANDERSON	1:21.802	15	27	David JACKSON	3:28.700	3:29.606	0.906
16	27	David JACKSON	54.797	27	David JACKSON	1:12.321	65	Michael SWEENEY	1:21.922	16	65	Michael SWEENEY	3:28.650	3:29.796	1.146
17	31	Shaun ANDERSON	54.817	19	Mike BOOTH	1:12.816	14	Ryan KNEEN	1:22.197	17	14	Ryan KNEEN	3:30.125	3:30.657	0.532
18	14	Ryan KNEEN	54.933	14	Ryan KNEEN	1:12.995	88	Josh DALEY	1:22.824	18	19	Mike BOOTH	3:31.074	3:31.182	0.108
19	182	Xavier DENIS	55.011	182	Xavier DENIS	1:13.225	19	Mike BOOTH	1:22.830	19	88	Josh DALEY	3:31.265	3:31.884	0.619
20	25	Darren COOPER	55.406	88	Josh DALEY	1:13.726	182	Xavier DENIS	1:23.335	20	182	Xavier DENIS	3:31.571	3:31.993	0.422
21	19	Mike BOOTH	55.428	18	Forest DUNN	1:14.013	18	Forest DUNN	1:23.371	21	18	Forest DUNN	3:33.308	3:33.415	0.107
22	77	Tom WEEDEN	55.711	25	Darren COOPER	1:14.760	16	Mark PARRETT	1:23.662	22	77	Tom WEEDEN	3:34.847	3:35.063	0.216
23	71	Davy MORGAN	55.898	37	Kris DUNCAN	1:14.786	71	Davy MORGAN	1:23.889	23	72	Gareth KEYS	3:35.098	3:35.106	0.008
24	18	Forest DUNN	55.924	77	Tom WEEDEN	1:14.908	72	Gareth KEYS	1:24.028	24	25	Darren COOPER	3:34.632	3:35.165	0.533
25	72	Gareth KEYS	56.053	71	Davy MORGAN	1:14.946	77	Tom WEEDEN	1:24.228	25	71	Davy MORGAN	3:34.733	3:35.497	0.764
26	74	Laurent HOFFMANN	56.084	72	Gareth KEYS	1:15.017	25	Darren COOPER	1:24.466	26	16	Mark PARRETT	3:35.253	3:36.897	1.644
27	63	James CHAWKE	56.139	16	Mark PARRETT	1:15.326	74	Laurent HOFFMANN	1:24.931	27	37	Kris DUNCAN	3:36.905	3:36.905	0.000
28	37	Kris DUNCAN	56.225	58	David McCONNAGHY	1:15.671	63	James CHAWKE	1:25.271	28	74	Laurent HOFFMANN	3:37.209	3:37.224	0.015
29	16	Mark PARRETT	56.265	63	James CHAWKE	1:15.866	58	David McCONNAGHY	1:25.302	29	58	David McCONNAGHY	3:37.628	3:37.761	0.133
30	48	Barry FURBER	56.585	48	Barry FURBER	1:15.910	48	Barry FURBER	1:25.791	30	48	Barry FURBER	3:38.286	3:38.451	0.165
31	58	David McCONNAGHY	56.655	74	Laurent HOFFMANN	1:16.194	37	Kris DUNCAN	1:25.894	31	63	James CHAWKE	3:37.276	3:38.676	1.400
32	57	Kamil HOLAN	56.918	64	Stephen McKNIGHT	1:16.586	57	Kamil HOLAN	1:26.105	32	57	Kamil HOLAN	3:39.843	3:40.398	0.555
33	69	Richard CHARLTON	57.020	57	Kamil HOLAN	1:16.820	46	George SPENCE	1:26.576	33	69	Richard CHARLTON	3:40.825	3:40.825	0.000
34	46	George SPENCE	57.198	69	Richard CHARLTON	1:17.058	49	Raul TORRAS	1:26.722	34	46	George SPENCE	3:41.026	3:41.360	0.334
35	49	Raul TORRAS	57.474	46	George SPENCE	1:17.252	69	Richard CHARLTON	1:26.747	35	49	Raul TORRAS	3:41.736	3:41.942	0.206
36	64	Stephen McKNIGHT	57.591	49	Raul TORRAS	1:17.540	64	Stephen McKNIGHT	1:27.089	36	64	Stephen McKNIGHT	3:41.266	3:42.037	0.771
37	56	Donald MacFADYEN	57.968	29	Paul CRANSTON	1:17.555	28	Paul GARTLAND	1:27.121	37	28	Paul GARTLAND	3:43.119	3:43.157	0.038
38	00	Patricia FERNANDEZ	58.210	28	Paul GARTLAND	1:17.555	29	Paul CRANSTON	1:27.484	38	5	Marty LENNON	3:44.509	3:44.509	0.000
39	28	Paul GARTLAND	58.443	5	Marty LENNON	1:17.631	56	Donald MacFADYEN	1:27.688	39	29	Paul CRANSTON	3:44.368	3:44.651	0.283
40	5	Marty LENNON	58.507	00	Patricia FERNANDEZ	1:18.483	00	Patricia FERNANDEZ	1:28.323	40	56	Donald MacFADYEN	3:44.335	3:44.776	0.441
41	29	Paul CRANSTON	59.329	56	Donald MacFADYEN	1:18.679	5	Marty LENNON	1:28.371	41	00	Patricia FERNANDEZ	3:45.016	3:46.452	1.436
				33	Andy SELLARS	1:24.465	33	Andy SELLARS	1:33.769						

SPEED TRAP ON FLYING KILO

Class	No/Name	Fastest	Lap 1	Lap 2	Lap 3	Lap 4	Lap 5	Lap 6	Lap 7	Lap 8	Lap 9	Lap 10	Lap 11	Lap 12
SBK	1 Conor CUMMINS	198.0	170.5	196.9	196.9	198.0	170.9	193.5	193.5	190.2	191.3	192.9	154.8	
SBK	2 Dean HARRISON	196.9	171.3	195.7	196.9	196.9	194.6	179.1	195.2	195.2	195.2	195.2	194.6	196.9
SBK	9 Davey TODD	196.3	170.9	196.3										
SBK	13 Lee JOHNSTON	196.3	164.6	194.6	194.0	196.3	173.5	195.2	195.7	174.0	194.6	195.7		
SBK	60 Peter HICKMAN	195.7	169.2	194.6	194.6	194.6	194.0	195.2	194.0	195.7				
SBK	36 Jamie COWARD	195.2	166.2	195.2	189.7	191.8	190.7							
SBK	182 Xavier DENIS	194.0	169.6	194.0	189.1	189.7	190.7	186.0	171.3	188.6	187.0	190.7		
SBK	6 Michael DUNLOP	193.5	173.1	191.3	193.5	192.9	177.2	191.3	152.7	191.8	190.7			
SBK	10 David JOHNSON	192.4	173.5	191.3	184.0	175.3	192.4	192.4	190.7	174.9	192.4	191.3		
SBK	62 Sam WEST	192.4	170.9	189.7	190.2	192.4	188.6	169.6	191.3	190.7	189.7	189.7	189.1	189.1
SBK	88 Josh DALEY	191.8	167.5	191.8	187.6	186.0	169.2	186.0	183.5	185.0	170.0	189.1	187.0	
SBK	27 David JACKSON	189.7	165.8	189.7	185.0	188.6	184.0	185.5	169.2	184.0	183.0	182.0	181.0	181.0
SBK	65 Michael SWEENEY	189.1	161.9	189.1	188.1	185.5	183.0	166.7	184.0	183.5	182.5			
SBK	11 Dominic HERBERTSON	189.1	165.8	186.0	189.1	176.7	189.1	187.0	170.9	188.6	188.1	188.1	182.5	
SBK	82 Derek SHEILS	188.1	170.0	185.5	188.1	184.5	185.0	182.5	169.2	185.5	181.5	183.0		
SBK	16 Mark PARRETT	187.6	135.5	182.0	187.6	185.0	183.0	182.5	178.6					
SBK	25 Darren COOPER	187.6	170.0	187.6	185.5	185.5	171.3	185.5	185.0	183.5				
SBK	14 Ryan KNEEN	187.0	166.2	187.0	184.0	185.5	185.5							
SBK	37 Kris DUNCAN	186.0	153.0	182.0	186.0	181.0	181.0							
SBK	74 Laurent HOFFMANN	186.0	138.5	186.0	185.0	186.0	157.7	183.5	182.5					
SBK	69 Richard CHARLTON	185.5	150.0	185.5	174.0	174.0	162.6							
SBK	63 James CHAWKE	185.5	147.3	179.5	185.5	178.1	184.5	183.0	185.5					
SBK	18 Forest DUNN	185.0	166.2	176.3	183.5	163.4	178.6	176.7	183.5	185.0	159.9	180.0	179.5	
SBK	61 Phillip CROWE	185.0	118.1	169.2	185.0	185.0	183.0	183.0	159.6	184.0	183.5	183.5		
SBK	31 Shaun ANDERSON	185.0	85.4	180.5	185.0	183.0	164.2	183.0	181.5	172.2	183.0	166.7	183.5	
SBK	46 George SPENCE	184.0	126.8	184.0	183.0	181.5	180.0	181.5	177.7	178.1	162.2	178.1	175.3	
SBK	71 Davy MORGAN	183.5	150.0	175.3	183.0	181.0	183.0	183.5	181.5					
SBK	72 Gareth KEYS	183.5	156.2	182.5	183.5	182.5	178.1							
SBK	111 Brian McCORMACK	183.5	162.6	183.5	181.0	180.5	180.5	163.0	183.0	183.0	180.0			
SBK	48 Barry FURBER	182.0	146.4	181.0	182.0	181.5	174.0	180.0	180.5	166.2	178.6	178.6		
SBK	19 Mike BOOTH	182.0	166.7	180.5	182.0	180.5	179.1	178.6	179.5	181.5	167.1	181.0	180.0	180.5
SBK	58 David McCONNAGHY	181.0	133.1	180.5	180.5	181.0	174.9							
SBK	56 Donald MacFADYEN	181.0	156.9	177.2	174.4	179.1	172.6	155.1	181.0	180.5	165.0			
SBK	49 Raul TORRAS	181.0	150.0	181.0	179.1	177.2	171.8	176.3	176.7	165.0	177.2			
SBK	77 Tom WEEDEN	180.5	157.7	169.6	172.2	161.1	178.1	178.1	180.5	175.8	177.7	176.7		
SBK	64 Stephen McKNIGHT	178.6	150.3	175.8	177.7	174.4	157.7	171.3	178.6	175.8	148.6			
SBK	57 Kamil HOLAN	177.7	147.7	172.6	177.7	176.7								
SBK	00 Patricia FERNANDEZ	177.7	160.7	173.1	165.0	164.2	177.7	168.3	164.2	170.5				
SBK	5 Marty LENNON	172.2	139.7	172.2	169.2	161.5	165.0	154.1						
SBK	28 Paul GARTLAND	171.8	125.4	167.5	163.8	170.0	167.5	171.8	168.3	167.1	153.7	170.9		
SBK	29 Paul CRANSTON	167.5	146.1	167.5	167.5	159.9	164.2	165.8						
SBK	33 Andy SELLARS	154.4	154.4											

fonaCAB ULSTER GRAND PRIX

SUPERBIKE


Combined Qualifying



Pos	Class	No	Name	-----Best Time / Qual Laps-----			Overall Best Time / Speed / Total Qual Laps			
				Session A	Session B					
Qualifying Classification										
1	SBK	60	Peter HICKMAN	3:23.022	4	3:17.408	7	3:17.408	134.969	11
2	SBK	2	Dean HARRISON	3:29.157	5	3:19.899	10	3:19.899	133.287	15
3	SBK	1	Conor CUMMINS	3:27.785	3	3:21.878	8	3:21.878	131.981	11
4	SBK	13	Lee JOHNSTON	3:29.145	5	3:22.009	7	3:22.009	131.895	12
5	SBK	82	Derek SHEILS	3:29.680	4	3:23.972	8	3:23.972	130.626	12
6	SBK	10	David JOHNSON	3:32.526	5	3:24.153	7	3:24.153	130.510	12
7	SBK	61	Phillip CROWE	3:33.767	6	3:25.859	7	3:25.859	129.428	13
8	SBK	36	Jamie COWARD	3:33.693	4	3:26.211	4	3:26.211	129.207	8
9	SBK	6	Michael DUNLOP	3:30.340	5	3:26.233	6	3:26.233	129.193	11
10	SBK	111	Brian McCORMACK	3:34.304	5	3:27.341	7	3:27.341	128.503	12
11	SBK	62	Sam WEST	3:34.300	5	3:27.501	10	3:27.501	128.404	15
12	SBK	31	Shaun ANDERSON	3:38.527	5	3:28.291	8	3:28.291	127.917	13
13	SBK	9	Davey TODD	3:28.631	5	3:29.441	1	3:28.631	127.709	6
14	SBK	11	Dominic HERBERTSON	3:36.000	6	3:29.031	9	3:29.031	127.464	15
15	SBK	27	David JACKSON	3:34.446	4	3:29.606	10	3:29.606	127.114	14
16	SBK	65	Michael SWEENEY	3:33.980	3	3:29.796	7	3:29.796	126.999	10
17	SBK	24	Paul JORDAN	3:30.108	3	-----		3:30.108	126.811	3
18	SBK	14	Ryan KNEEN	3:36.792	6	3:30.657	4	3:30.657	126.480	10
19	SBK	19	Mike BOOTH	3:44.321	3	3:31.182	10	3:31.182	126.166	13
20	SBK	88	Josh DALEY	3:40.500	4	3:31.884	8	3:31.884	125.748	12
21	SBK	182	Xavier DENIS	3:39.867	3	3:31.993	8	3:31.993	125.683	11
22	SBK	18	Forest DUNN	3:40.765	5	3:33.415	8	3:33.415	124.846	13
23	SBK	77	Tom WEEDEN	3:46.266	6	3:35.063	7	3:35.063	123.889	13
24	SBK	72	Gareth KEYS	3:43.074	3	3:35.106	3	3:35.106	123.864	6
25	SBK	25	Darren COOPER	3:48.941	3	3:35.165	5	3:35.165	123.830	8
26	SBK	71	Davy MORGAN	3:49.399	2	3:35.497	6	3:35.497	123.640	8
27	SBK	16	Mark PARRETT	3:46.541	5	3:36.897	6	3:36.897	122.842	11
28	SBK	37	Kris DUNCAN	3:49.493	4	3:36.905	4	3:36.905	122.837	8
29	SBK	74	Laurent HOFFMANN	3:45.193	7	3:37.224	5	3:37.224	122.657	12
30	SBK	58	David McCONNAGHY	3:42.206	6	3:37.761	3	3:37.761	122.354	9
31	SBK	48	Barry FURBER	3:51.327	7	3:38.451	8	3:38.451	121.968	15
32	SBK	63	James CHAWKE	3:48.074	4	3:38.676	6	3:38.676	121.842	10
33	SBK	57	Kamil HOLAN	3:47.616	4	3:40.398	3	3:40.398	120.890	7
34	SBK	69	Richard CHARLTON	3:54.338	2	3:40.825	3	3:40.825	120.656	5
35	SBK	46	George SPENCE	3:52.109	5	3:41.360	9	3:41.360	120.365	14
36	SBK	49	Raul TORRAS	3:50.807	4	3:41.942	7	3:41.942	120.049	11
37	SBK	64	Stephen McKNIGHT	3:46.634	1	3:42.037	6	3:42.037	119.998	7
38	SBK	28	Paul GARTLAND	3:55.766	2	3:43.157	7	3:43.157	119.396	9
39	SBK	5	Marty LENNON	3:58.085	3	3:44.509	4	3:44.509	118.677	7
40	SBK	109	Neil KERNOHAN	3:44.569	4	-----		3:44.569	118.645	4
41	SBK	29	Paul CRANSTON	3:49.551	6	3:44.651	5	3:44.651	118.602	11
42	SBK	56	Donald MacFADYEN	3:48.712	6	3:44.776	6	3:44.776	118.536	12
43	SBK	0	Patricia FERNANDEZ	3:48.040	4	3:46.452	3	3:46.452	117.658	7
44	SBK	00	Patricia FERNANDEZ	3:48.040	4	3:46.452	3	3:46.452	117.658	7
45	SBK	21	Alan CONNOR	3:47.314	5	-----		3:47.314	117.212	5
Non Qualifiers										
	SBK	33	Andy SELLARS	4:05.487	0	5:12.438	0			0

Provisional result to be confirmed by the Stewards of the Meeting subject to completion of technical inspections & the time limit for protests

Page 1 / 1

Circuit	Dundrod	Signed	Organising Club	Dundrod & District MCC
Length(miles)	7.4011	 Chief Timekeeper		
Weather	Lap 1 (7.2763)			
Track		Issued At:		

MCUI Ulster
Centre Timing
Powered by
e-Laps timing software
www.elaps-timing.com

